

WFC/WFD: Web Fuzzing Commons, Dataset and Guidelines to Support Experimentation in REST API Fuzzing.

Omur Sahin^{1,3}, Man Zhang², and Andrea Arcuri^{3,4}

¹Erciyes University, Türkiye

²Beihang University, China

³Kristiania University College, Norway

⁴Oslo Metropolitan University, Norway

Abstract

Fuzzing REST APIs is an important research problem, with practical applications and impact in industry. As such, lot of research work has been carried out on this topic in the last few years. However, there are three major issues that hinder further progress: (1) how to deal with API authentication; (2) how to catalog and compare different fault types found by different fuzzers; (3) what to use as case study to facilitate fair comparisons among fuzzers.

In this paper, to address these important challenges, we present Web Fuzzing Commons (WFC) and Web Fuzzing Dataset (WFD). WFC is a set of open-source libraries and schema definitions to declaratively specify authentication info and catalog different type of faults that fuzzers can automatically detect. WFD is a collection of 36 open-source APIs with all necessary scaffolding to easily run experiments with fuzzers, supported by WFC.

To show the usefulness of WFC/WFD, a set of experiments is carried out with EVOMASTER, a state-of-the-art fuzzer for Web APIs. However, any fuzzer can benefit from WFC and WFD. We compare EVOMASTER with other state-of-the-art tools such as ARAT-RL, EmRest, LLamaRestTest, RESTler and Schemathesis. We discuss common pitfalls in tool comparisons, as well as providing guidelines with support of WFC/WFD to avoid them.

Keywords: fuzzing, API, REST, dataset, benchmark, authentication

1 Introduction

As of 2025, cloud applications are widely used in industry.¹ There are different kinds of web services, where REST APIs are the most common [69, 72]. Not only they are widely used to build the backends of web applications, but also they are widely used to provide all different services and functionalities over the internet.^{2,3}

Due to their importance and widespread use in industry, a lot of research has been carried out in academia on how to automatically test REST APIs [47]. Several fuzzers have been proposed in the literature, like for example: APIF [80], APIRL [41], ARAT-RL [54], ASTRA [77], AutoRestTest [56], bBOXRT [59], DeepREST [29], EmRest [83], EVOMASTER [20], KAT [60], LLamaRestTest [55], LogiaAgent [84], MINER [64], Morest [63], Nautilus [35], OpenAPI-Fuzzer [39], RAFT [73], RestCT [82], RESTest [66], RESTler [23], RestTestGen [78], Schemathesis [49] and VoAPI2 [38].

Few studies have also been carried out to compare several fuzzers on large, diverse sets of APIs [57, 75], including our own previous work [86]. When developing a novel technique, it is important to empirically compare it with the state-of-the-art to assess its strengths and limitations. However, there are some major challenges that complicate and hinder the running and analysis of large case studies. These challenges also reduce the impact of academic results in industry. In particular, these challenges are related to how to deal with *authentication*, how to catalog and compare detected *faults*, and how the *case study* is selected.

Most real-world APIs require *authentication* information on each API call. This can be login/password information sent at each request, or based on dynamically generated authentication tokens. Such information would be missing in (OpenAPI) schemas, as depending on which users are existing in the API's test environment (e.g., pre-filled user information in databases). Somehow, this information needs to be provided as input to the fuzzers. However, there are major challenges when dealing with short-lived authentication tokens. Furthermore,

¹<https://edgedelta.com/company/blog/how-many-companies-use-cloud-computing>

²<https://apis.guru/>

³<https://rapidapi.com/>

there is no standard way to provide authentication information to a fuzzer. Each fuzzer provides its own custom way, or no support for authentication at all. The problem is at least twofold:

1. for *academics*, comparing different fuzzers in academic experiments become cumbersome, because different manual settings would be required for *each* fuzzer on *each* employed API in the experiments. This hinders the ability of running large empirical studies on several fuzzers on many real-world APIs.
2. for *practitioners*, these custom configurations create a sort of “vendor-lock-in”, which prevents trying out different fuzzers without major time investment in learning and setting up authentication configurations for each new fuzzer.

When comparing the performance of different fuzzers, this is usually based on code coverage metrics and *fault* detection. For many programming languages, there is support for collecting coverage metrics of a running API, like for example JaCoCo⁴ for the JVM. Therefore, comparing REST API fuzzers based on code coverage metric is usually not problematic. Unfortunately, though, this is not the case for fault detection. To automatically detect a fault with a fuzzer, you need an automated oracle. The most common automated oracle is to check if an application does crash. However, this is not the case for REST APIs, as they are typically run inside an HTTP server, where internal crashes just result in returning HTTP responses with status code 500 (Server Error). This can be used as an automated oracle [65], but there are many other automated oracles that can be used to detect faults, like for robustness [78, 59] and security [35, 38, 16] testing. To detect a fault, not only you need a test case that triggers the fault, but also some information stating which fault was found. As each fuzzer has its own way to report which and how many faults were found in its generated test cases, comparisons of fault detections among fuzzers are cumbersome. Typically, in the literature, only 500 HTTP status codes are checked in fuzzer comparisons, based on for example HTTP reverse-proxies (e.g., using tools such as *mitmproxy*⁵) or on analyzing server logs. Unfortunately, this provides only a limited view of what these fuzzers are capable of. For example, many 500-status related faults have limited severity (e.g., many are just related to incomplete input validation [65]), especially compared to potentially disastrous, security-related faults.

In this paper, we address and propose working solutions to these two major issues in fuzzing REST APIs. First, we have designed a novel *declarative* approach to define authentication information. Such information can be provided in configuration files such as YAML and TOML. We have created a JSON Schema to capture all this information, which then can be used to automatically generate parser libraries for different programming languages (e.g., Java).

For fault detection, we have cataloged existing automated oracles in the literature of fuzzing REST APIs, and defined a JSON schema to represent fuzzer’s results, including fault detection. A schema with documentation is useful to resolve ambiguities, and to enable fuzzers to easily compare their results in a standardized way. Furthermore, a standardized output format enables the possibility of providing separated, professional-looking, usable HTML-based test report files. As a proof-of-concept, we have created an HTML web report template to visualize test results from our new test result outputs.

To enable different fuzzers to easily use these schemas and tool support, all this work is released in a new library, called *Web Fuzzing Commons* (WFC). This new WFC library is open-source on GitHub,⁶ with each new release automatically uploaded on Zenodo (e.g., version 0.1.0 [22]).

Originally, the work on simplifying the configuration of authentication information, and on comparing and visualizing fault detection, was started as part of the work on the state-of-the-art fuzzer EVOMASTER [20]. This work was based on the needs of fuzzing tens of open-source APIs, direct industry collaborations with Fortune 500 enterprises such as Meituan [87, 89, 88] and Volkswagen [71, 15], and informal feedback from tens of engineers using EVOMASTER in industry at different companies. However, what presented in this paper is not specific to EVOMASTER, and would apply to any fuzzer that aims at being applicable on real-world APIs in industry. This motivates the creation of standardized schema definitions and tool support in a library such as WFC, independent from EVOMASTER.

To show the usefulness of WFC, we have collected a set of REST APIs in which, for each API requiring authentication, we provide authentication information in WFC format. To enable and simplify the running of academic experiments, we provide all scaffolding needed to run experiments, including Docker files (e.g., to start, stop and collect coverage results from the APIs) and database test configurations. This selection of APIs and experiment scaffolding are collected in an open-source repository called *Web Fuzzing Dataset* (WFD),⁷ which is the new updated version from the existing EMB benchmark [18]. Considering 36 REST APIs, this is by far the largest selection of open-source REST APIs used in academic experiments, to date.

To provide more evidence to the usefulness of WFD, we consider five of the most recently proposed fuzzers in the literature for REST APIs, as well as older, most popular fuzzers that are still under research investigations and development: ARAT-RL [54], EmRest [83], EVOMASTER [20], LLamaRestTest [55], RESTler [23],

⁴<https://www.eclemma.org/jacoco/>

⁵<https://www.mitmproxy.org/>

⁶<https://github.com/WebFuzzing/Commons>

⁷<https://github.com/WebFuzzing/Dataset>

Schemathesis [49]. We argue that there are some *concerning issues* in all these empirical studies that have been carried out in the literature so far (as well besides the ones involving these six fuzzers), including our own previous work [86]. In this paper, we present a comparison in which we ran all these fuzzers on these 36 open-source APIs in WFD. In terms of the number of used open-source APIs, to the best of our knowledge this is the largest study in the literature to date [47].

Our study is used to pinpoint and highlight issues in how fuzzers and techniques are compared. We provide clear guidelines on how to avoid such issues, with an in-depth discussion on the practical and research consequences of ignoring these issues. In particular, we discuss issues about tool usability, API selection for the empirical studies, the impact of authentication configurations, and the critical consequences of how test suites are generated. Our goal is not to study which fuzzer technique is best (to avoid biases, the interested reader is referred to *independent* studies where the authors are not involved in the development of any compared fuzzer [57, 75]). Our aim is to highlight current issues in existing empirical studies and provide actionable guidelines for researchers to avoid these issues in future studies, as well as for reviewers to be able to spot and recognize these issues. The final goal is to “raise-the-bar” in the empirical research on this field, pinpointing important research problems of practical consequence that are currently ignored. Ultimately, this will enable a better technology transfer from academic research to industrial practice, as we have experience with large enterprises such as Meituan [87, 89, 88] and Volkswagen [71, 15].

This paper provides the following research and engineering contributions:

- Standardizing the *Web Fuzzing Commons* (WFC) by introducing:
 - A declarative specification and schema for defining authentication details required to fuzz REST APIs.
 - A standardized schema for defining fuzzer result reports, using the presented fault catalog.
- Proposing the new Web Fuzzing Dataset (WFD) and guidelines by including:
 - A review and analysis of issues in current empirical studies.
 - A collection of 36 open-source REST APIs that adopt WFC.
 - A set of guidelines for fuzzer usability and fuzzer selection in web fuzzing evaluation.
- Carrying out empirical studies with six state-of-the-art fuzzers by using WFD and WFC.
- Developing open-source tool support in the new WFC library, and implementing a Web HTML viewer for standardized fuzzer result reports.
- Building a public repository for WFD to support continuous addition of new APIs.

The paper is organized as follows. Section 2 provides background information to better understand the rest of the paper. Related work is discussed in Section 3. Web Fuzzing Commons (WFC) is presented in Section 4, encompassing our new standard for authentication information and the standard for reporting detected faults. Web Fuzzing Dataset (WFD) and associated guidelines are described in Section 5, where we discuss issues in empirical studies of web fuzzing, introduce our new corpus WFD, and provide guidelines for fuzzer usability and selection. Our empirical study, including experiment settings, result analysis, and a detailed discussion of test generation, is provided in Section 6. Summarizing discussions are presented in Section 7, followed by threats to validity in Section 8. Finally, Section 9 concludes the paper.

2 Background

2.1 REST API and OpenAPI Specification

Representational State Transfer (REST) was introduced by Roy Fielding in 2000 [40]. REST is an architectural style that defines a set of design guidelines for developing web services over Hypertext Transfer Protocol (HTTP) [40], e.g., how to use HTTP methods to access resources, how to manage resources, and how to ensure stateless communication. Due to such as simplicity and scalability, REST has seen widespread adoption across enterprises [72, 1, 2]. Web services built following REST guidelines are known as REST APIs or RESTful APIs, exposing a set of endpoints that can be accessed via HTTP requests.

The OpenAPI Specification (OAS),⁸ formerly known as Swagger, standardizes the description and documentation of REST APIs. OAS serves as a schema that describes the necessary information to perform operations on REST APIs. The OAS is represented in either JSON or YAML format that can be understood by both humans

⁸<https://swagger.io/resources/open-api/>

```

1 openapi: 3.0.4
2 servers:
3 - url: /api/v3
4   ...
5 paths:
6   /pet:
7     put:
8       summary: Update an existing pet.
9       description: Update an existing pet by Id.
10      requestBody:
11        content:
12          application/json:
13            schema:
14              $ref: '#/components/schemas/Pet'
15          application/xml: ...
16          application/x-www-form-urlencoded: ...
17        required: true
18      responses:
19        "200":
20          description: Successful operation
21          content:
22            application/json:
23              schema:
24                $ref: '#/components/schemas/Pet'
25            application/xml: ...
26        "400": ...
27        "404": ...
28        "422": ...
29        default: ...
30          description: Unexpected error
31      security:
32      - petstore_auth:
33        - write:pets
34        - read:pets
35    ...
36 components:
37   schemes: ...
38   requestBodies: ...
39   securitySchemes:
40     petstore_auth:
41       type: oauth2
42       flows:
43         implicit:
44           authorizationUrl: https://petstore3.swagger.io/oauth/authorize
45           scopes:
46             write:pets: modify pets in your account
47             read:pets: read your pets
48   ...

```

Figure 1: Snippet of Petstore - OpenAPI 3.0 in YAML format

and machines. Figure 1 represents a snippet of OAS of the Petstore REST API in YAML format.⁹ In the OAS, a set of *OpenAPI Objects* are defined, providing metadata for REST APIs. For instance, **paths** (line 5) defines *Path Objects* that specify the available endpoints and their corresponding operations in a REST API. In this example, under the relative path **/pet**, the data of an existing pet can be updated using a PUT operation, which *requires* a **requestBody** (lines 10–17) payload. This payload can be in JSON, XML, or **x-www-form-urlencoded** format and must conform to the schema defined at **#/components/schemas/Pet**. The PUT operation requires additional **security** credentials to authorize the update (lines 31–34). The corresponding *Security Requirement Object* is defined under **securitySchemes**, which outlines the required authentication mechanism (lines 39–47), i.e., OAuth2.

2.2 REST API Fuzzing

REST API fuzzing is a technique for automatically testing REST APIs by generating test data or test cases in order to identify faults or security vulnerabilities. A tool that implements the fuzzing technique is commonly referred to as a fuzzer. In REST API testing, a test is typically defined as a sequence of API requests. For example, a test for the Petstore REST API is shown below:

```

1 POST /pet // Create a pet with ID 42

```

⁹the full specification can be found at <https://petstore3.swagger.io/api/v3/openapi.yaml>

```

2 GET /pet/42 // Retrieve information about the pet with ID 42
3 PUT /pet // Update the information of the pet with ID 42

```

To validate each operation performed on the pet resource, additional assertions need to be added after each request by checking the corresponding responses. For instance, a 500 status code should not appear in the response, as it indicates an internal server error and can be treated as a fault in the REST API. This is a common test oracle in REST API testing for fault detection.

In addition to the API calls and their test data, other configurations such as authentication and external interactions to databases or other services can also impact the test results. For instance, the `POST /pet` operation may fail if the specified ID already exists, and the `PUT /pet` operation may fail if the user lacks the necessary permissions to update the pet. Therefore, these configurations should also be included in the test.

As REST APIs have become widespread in industry, REST API fuzzing has gained increasing interest in academia in recent years and a number of fuzzers have been developed [47]. Based on a survey of REST API testing [47], OAS servers an important role in enabling automated testing of REST APIs. In addition, most existing fuzzers are in the context of black-box testing that utilizes testing criteria based on OAS and API responses, such as RESTler [23] and Schemathesis [49]. These black-box fuzzers do not require access to the source code of the REST API. In terms of white-box fuzzing of REST APIs, existing approaches are typically built on top of EVOMASTER which will be discussed in detail in the next subsection.

2.3 EvoMaster

EVOMASTER is an open-source fuzzer for web APIs that supports both black-box and white-box testing [20]. It is primarily designed for testing REST API, and has now been extended to support GraphQL [25] and RPC APIs [87, 89].

EVOMASTER generates tests with search-based techniques, formulating API testing problems as a search problem. In black-box testing, fitness functions are typically designed using criteria derived from the OpenAPI specification (e.g., endpoint coverage) and response characteristics (e.g., detecting HTTP 500 status codes that may indicate potential faults). In white-box testing, additional internal program information, such as code coverage, can be leveraged to further guide test generation. In EVOMASTER, a code instrumentation is developed for automatically tracking program execution information at runtime, e.g., covered code, executed SQL commands. Building on such execution data, advanced techniques such as testability transformation [11, 12], SQL handling [9, 13], adaptive hypermutation [85], advanced white-box heuristics [17], and mock object generation [76] are integrated into EVOMASTER to more effectively guide test generation during the search process. Regarding language support, EVOMASTER enables white-box testing for Web APIs implemented in Java/Kotlin [6, 17], and formerly for JavaScript/TypeScript [90] and C# [46] (those no longer supported nor maintained).

EVOMASTER is equipped with a set of search algorithms, such as Random Search (RS), Many Independent Objectives (MIO), WTS, and MOSA [20]. In the context of REST API fuzzing, RS serves as the default algorithm for black-box mode [7], while MIO is the default setting for white-box mode [6]. MIO is specifically designed for white-box API fuzzing inspired by (1+1) EA [5, 6]: it synthesizes coverage of code elements at various levels (such as lines, statements, and branches) and potential faults as testing targets, aiming to evolve a test suite that maximizes coverage and fault detection. According to two recent studies on REST API fuzzers using open-source benchmarks [86, 57], EVOMASTER in the white-box mode achieved the best results in terms of code coverage and fault detection.

3 Related Work

In software testing, conducting experiments to evaluate the effectiveness of new testing approaches requires a collection of programs or applications. Existing research has explored the development of such collections to support experimentation and analysis, thereby easing and standardizing the assessment process.

Siemens Benchmark Suite [51] is one of the first benchmarks built for evaluating the effectiveness of testing approaches for C programs. The Software-Artifact Infrastructure Repository (SIR) [37] is a repository that contains various programs developed in Java, PHP, C#, C, and C++ across multiple versions, along with supporting information such as test suites and fault data, facilitating controlled experiments for evaluating testing approaches. SF110 [43]¹⁰ is a corpus of classes developed for studying unit testing in Java programs, representing a sample of 100 Java projects sourced from SourceForge.¹¹ Specifically in the context of the faults, Defects4J [53]¹² is a widely used dataset for assessing and comparing testing approaches for Java programs. The initial version of Defects4J contains 357 real bugs from 5 projects, and it has since been extended to include 835

¹⁰<https://www.evosuite.org/experimental-data/sf110/>

¹¹<https://sourceforge.net/>

¹²<https://github.com/rjust/defects4j>

bugs from 17 projects [44]. BugsJS [48]¹³ is a bug benchmark for JavaScript programs that contains 453 bugs from 10 server-side programs.

Recently, several benchmarks have been introduced for evaluating fuzzers [50, 61, 67, 26, 70, 68]. For example, Magma [50]¹⁴ focuses on the assessment of bug findings. FuzzBench [67] enables a platform for comparing fuzzers using real-world software in terms of various metrics, such as code and bug coverage, independent code coverage, and differential coverage. FeatureBench [68] consists of 153 programs generated based on seven program features related to control flow and data flow. By incorporating these features, the benchmark enables comparison and analysis of fuzzer performance across programs with varying characteristics. Benchmarks have also been developed in other domains, such as video games [62] and microservices [3].

In terms of REST API testing, Di Meglio *et al.* [36] proposed a benchmark for REST API frameworks and execution environments (e.g., Spring Boot with OpenJDK *vs.* Express with Node.js) to facilitate comparisons of the different technologies in performance (e.g., response time) through load and stress testing. The benchmark can be applied for the selection of suitable technologies when building new REST APIs. The Public REST API Benchmark (PRAB) [34]¹⁵ was created by collecting public REST APIs that have been included in the evaluation of REST API fuzzing approaches from the literature. PRAB includes schemas defined using OpenAPI/Postman, along with various structural characteristics of the collected 60 REST APIs. EVOMASTER Benchmark (EMB) [18]¹⁶ includes a collection of open-source web APIs, comprising not only REST APIs but also GraphQL and RPC APIs. In addition to the API source code, it provides libraries that facilitate database setup and the starting, resetting, and stopping of the APIs. These features enable experimentation for both black-box and white-box testing approaches.

In the literature, there is a lack of a standardized approach for experimental setup (e.g., authentication configuration), result reporting (e.g., fuzzing reports), and analysis (e.g., fault detection), which would simplify and standardize the comparison of fuzzers across various APIs.

Regarding the status of evaluating fuzzing techniques, Klees *et al.* [58] reports on an analysis of 32 existing studies on fuzzing of parsers and utility libraries. Several issues were found, related for example to low statistical power (e.g., experiments repeated only once), metrics used for comparisons and selection of artifacts for the studies.

4 Web Fuzzing Commons

4.1 Standard for Declarative Authentication

Some APIs are “read-only”, providing data without the option of modifying it. If the data is in the public domain, then anyone can easily access it by calling the API directly (e.g., with `GET` endpoints). This is for example the case for APIs related to weather forecast or news-feeds. Still, even in these cases, if the API is a commercial one, it might still require some way to identify the users. For example, they might provide a “free-tier” version with a limited number of API calls per-hour (*rate-limiter*). More usage would require payment for a subscription, which needs to be identified and verified on each API call.

When dealing with APIs that enable modifying data, like for example users’ information for commercial products, identifying users is essential (*authentication*), especially needed to verify access policies (*authorization*). Otherwise, users could delete/modify all data created by other users.

Due to its importance, apart from example/toy APIs and not-rate-limited, read-only APIs, most real-world APIs require to be able to identify the users that use the API. As HTTP is a stateless protocol, authentication information needs to be sent on *each* API call.

Typically, a user would be identified with a unique *ID*, and a shared secret that only the user and the API know, i.e., a *password*. Sending the user ID and password on each HTTP call is possible. An example is by using the “Basic” HTTP Authentication Scheme (RFC 7617¹⁷), where ID and password are Base64 encoded and sent via the `Authorization` HTTP header. In these cases, the authentication information is *static*. In other words, for a given user the authentication information sent as part of an HTTP call would always be the same, until they change their password or user ID.

This approach has limitations. If for any reason a hacker would intercept one such message, then the entire account would be compromised. Furthermore, there are many cases in which there is the need to temporarily grant access to some resources with limited rights. To handle these common cases, it is a widespread practice to use *dynamic*, token-based authentication mechanisms. A user would first make a request to a “login” endpoint, by providing their user id and password. Then, the API would return a *token* that can be used for authentication

¹³<https://bugsjavascript.github.io/>

¹⁴<https://hexhive.epfl.ch/magma/>

¹⁵ <https://github.com/alixdecr/PRAB>

¹⁶<https://github.com/WebFuzzing/EMB>

¹⁷<https://www.rfc-editor.org/rfc/rfc7617>

Table 1: Authentication support info (*Static* and *Dynamic*) for existing REST API fuzzers in the literature.

Name	Ref.	Static	Dynamic	Year	Update	Availability
APIF	[80]	✓		2024		(broken) https://github.com/apif-tool/APIF_tool_2024
APIRL	[41]	✓		2025	2025	https://github.com/ICL-ml4csec/APIRL
ARAT-RL	[54]			2023	2024	https://github.com/codingsoo/ARAT-RL
ASTRA	[77]			2025		
AutoRestTest	[56]	✓		2024	2025	https://github.com/selab-gatech/AutoRestTest/
bBOXRT	[59]			2021		https://eden.dei.uc.pt/%7Eecn1/papers/2020-access.zip
DeepREST	[29]			2024	2025	https://github.com/SeUniVr/DeepREST-Docker
EmRest	[83]			2025	2025	https://github.com/GIST-NJU/EmRest
EVOMASTER	[20]	✓	✓	2016	2025	https://github.com/WebFuzzing/EvoMaster
KAT	[60]			2024		
LlamaRestTest	[55]			2024	2025	https://github.com/codingsoo/LlamaRestTest
LogiaAgent	[84]			2025		
MINER	[64]	✓	✓	2023	2023	https://github.com/puppet-meteor/MINER
Morest	[63]			2023	2024	https://github.com/sumleo/morest
Nautilus	[35]			2023		
OpenAPI-Fuzzer	[39]	✓		2020	2023	https://github.com/matusf/openapi-fuzzer
RAFT	[73]					
RestCT	[82]	✓		2022	2025	https://github.com/GIST-NJU/RestCT
REStest	[66]	✓		2018	2024	https://github.com/isa-group/REStest
RESTler	[23]	✓	✓	2019	2025	https://github.com/microsoft/restler-fuzzer
RestTestGen	[78]	✓	✓	2021	2025	https://github.com/SeUniVr/RestTestGen
Schemathesis	[49]	✓	✓	2019	2025	https://github.com/schemathesis/schemathesis
VoAPI2	[38]	✓	✓	2024	2024	https://github.com/NSSL-SJTU/VoAPI2

(e.g., sent via the **Authorization** HTTP header). These tokens are usually short-lived. Even if a hacker manages to steal one, they would be able to use it only for a limited amount of time before it expires.

To be able to test real-world APIs, a fuzzer needs to be able to send valid authentication information, on each API call. Randomly generating user ids and passwords that match what present in the databases of the APIs would be extremely unlikely. Even if an API enables creating new users with its endpoints, creating high-permission users (e.g., administrators) would typically not be possible. This is not a problem just for black-box fuzzers, as also grey and white-box fuzzers would have the same issues. Even if a white-box fuzzer would directly access the content of the API’s databases, typically for security reasons the password are “hashed”, i.e., they are not stored in plain-text. Automatically reverse-engineering passwords would not be a viable approach.

Somehow, testers using a fuzzer need to provide it with authentication information for some users that are recognized by the tested APIs. How this is done can significantly impact how fuzzers are used and can be compared. This strongly depends on whether the authentication information is provided *statically* or *dynamically*. Then, the fuzzer can use this provided authentication information when making calls toward the tested APIs.

According to their documentation, at the time of writing, several fuzzers in the literature are unable to work on real-world APIs, as they do not support authentication. Table 1 shows a summary of all the 23 existing fuzzers in the literature that we are aware of. In particular, we show whether they support *static* authentication, and/or *dynamic* authentication. Note: this information is collected from what is stated in their respective research articles and tool documentation, if any is available. For each tool, we also report if it is open-source (with a URL), and its inception year. In these cases, we also report when was the last commit in their repository (this information was collected in June 2025). If a tool is not open-source, we simply report the publication year of the articles in which they were presented.

Out of 23 fuzzers, only six can be effectively applied on real-world APIs, as they support *dynamic* authentication. Note that MINER and VoAPI2 are built on top of RESTler. As such, we can safely assume they share the same authentication capabilities.

Besides EVOMASTER, the other three tools support the same kind of dynamic authentication based on manually written Python scripts. This is specified in their documentation, for RESTler,¹⁸ RestTestGen¹⁹ and Schemathesis.²⁰ This means that the users of fuzzers need to manually write scripts to make HTTP calls with authentication credentials, and then extract tokens from the received responses in these scripts. Then, these fuzzers can call these scripts to collect tokens each time they need a new one.

This approach with manually written Python scripts works. After all, RESTler and Schemathesis are the two most popular fuzzers in industry, according to the number of “stars” on GitHub (respectively 2700 and 2600 stars, as of June 2025). However, as mentioned in the introduction, this poses a few issues. In particular:

¹⁸<https://github.com/microsoft/restler-fuzzer/blob/main/docs/user-guide/Authentication.md>

¹⁹<https://github.com/SeUniVr/RestTestGen?tab=readme-ov-file#auth>

²⁰<https://schemathesis.readthedocs.io/en/stable/guides/auth/>

```

1 auth:
2   - name: ADMIN
3     loginEndpointAuth:
4       payloadRaw: "username=admin&password=admin"
5   - name: user1
6     loginEndpointAuth:
7       payloadRaw: "username=user1&password=password"
8
9 authTemplate:
10   loginEndpointAuth:
11     endpoint: /login
12     verb: POST
13     contentType: application/x-www-form-urlencoded
14     expectCookies: true

```

Figure 2: Authentication configuration in YAML for the API called *ocvn*.

- Not all testers in industry would have the necessary coding skills to write code scripts, possibly in programming languages they are not familiar with (e.g., Java or Python).
- Calling a custom script from a fuzzer requires to address few technical challenges and limitations, based on the programming language the fuzzer is written in and the programming language of the target language of the scripts (the two might not be necessarily the same). This might limit the applicability of the approach.
- A tester that wants to try out a new fuzzer would first need to recreate all the authentication scripts, based on the programming language and libraries supported by this new fuzzer. Based on the number of tested APIs, this might become a major effort.
- When fuzzers are compared in academic experiments, significant time would need to be spent to prepare scripts for each different fuzzer for each different API in the study. This is a major endeavor, which possibly explains why in many studies in the literature no real-world API requiring authentication is used for the experiments (recall Table 1).

To ease its use in industry, especially among our industrial partners, EVOMASTER has used a *declarative* approach for defining dynamic authentication [15]. This means providing configuration files (e.g., in YAML format) to tell *where* and *how* tokens can be obtained. Then, based on this information, the fuzzer (EVOMASTER in this case) makes the calls to the login endpoints and extracts the needed tokens, without the user needing to write any code. Figure 2 shows an example of authentication configuration for the API called *ocvn* (more details on the evaluated APIs will be discussed in Section 5.2). In this example, authentication information for two users are specified: **ADMIN** (Line 2) and **user1** (Line 5). Each one has its own username and password. As for these two users the authentication info is obtained from the same endpoint, where the only difference is in the payload containing the username and password, all shared settings are specified in a **authTemplate** declaration (Line 9). This includes the path of the login endpoint (i.e., **/login**), the HTTP verb to use when sending the payload (i.e., **POST**) and the **contentType** type of the payload. Then, in this particular API, the authentication tokens are sent via cookies. This information is specified with **expectCookies** (Line 14).

Such information is enough for a fuzzer to automatically extract dynamic tokens whenever it needs. For example, Figure 3 shows the beginning of a test case automatically generated by EVOMASTER on *ocvn* when exploiting the authentication information provided in the configuration file shown in Figure 2. On Line 9 a call is made toward the **/login** endpoint, using authentication information for the **ADMIN** user. From this call, the resulting cookies are saved in the **cookies_ADMIN** variable, which is then used in the following API calls for testing the API (e.g., Line 20). Note that this approach of extracting tokens dynamically in the generated tests is essential for their use in industry. If the cookies were hardcoded in the generated tests, then the test would fail as soon as these cookies expire, making it unusable for regression testing and debugging purposes.

In this example, tokens were provided via cookies. However, what if the tokens are present in the body payloads of the responses? Figure 4 shows an authentication configuration for the API called *blogapi*. Similar to the other case, two users are configured, one being an administrator. However, in this case the payload is expected to be sent as JSON (Line 20), and no cookie is expected in the response. The **token** configuration (Line 14) is used to specify how to extract and use the token. In particular, a JSON Pointer (RFC 6901²¹) is used in the variable **extractFromField** (Line 15) to specify where in the HTTP response the token is located. Then, the configurations for **httpHeaderName** and **headerPrefix** are used to instruct the fuzzer on how such token should be used when making API calls. In this particular case, using the **Authorization** header with the token prefixed with the “**Bearer** ” text.

²¹<https://datatracker.ietf.org/doc/html/rfc6901>


```

1 /**
2 * Calls:
3 * (500) GET:/api/percentTotalProjectsFlaggedByYear
4 * Found 2 potential faults. Type-codes: 100, 101
5 */
6 @Test(timeout = 60000)
7 public void test_38_getOnPercentTotalProjectsFlaggedByYearShowsFaults_100_101() throws
    Exception {
8
9     final Map<String,String> cookies_ADMIN = given()
10         .contentType("application/x-www-form-urlencoded")
11         .body("username=admin&password=admin")
12         .post(baseUrlOfSut + "/login")
13         .then().extract().cookies();
14
15
16     // Fault100. HTTP Status 500. org/devgateway/ocds/web/rest/controller/
17     // GenericOCDSController_353.lambda$getContrMethodFilterCriteria$1
18     // Fault101. Received A Response From API That Is Not Valid According To Its Schema.
19     // Response status 500 not defined for path '/api/percentTotalProjectsFlaggedByYear'.
20     given().accept("application/json")
21         .header("x-EMextraHeader123", "_EM.50571.XYZ_-")
22         .cookies(cookies_ADMIN)
23         .get(baseUrlOfSut + "/api/percentTotalProjectsFlaggedByYear?" +
24

```

Figure 3: Beginning of a test case generated by EVOMASTER in Java, in which authentication information has been exploited to make dynamic calls.

```

1 auth:
2   - name: admin
3     loginEndpointAuth:
4       payloadRaw: "{ \"usernameOrEmail\": \"admin\", \"password\": \"bar123\"}"
5   - name: user
6     loginEndpointAuth:
7       payloadRaw: "{ \"usernameOrEmail\": \"user\", \"password\": \"bar123\"}"
8
9 authTemplate:
10   loginEndpointAuth:
11     endpoint: /api/auth/signin
12     verb: POST
13     contentType: application/json
14     token:
15       extractFromField: /accessToken
16       httpHeaderName: Authorization
17       headerPrefix: "Bearer "

```

Figure 4: Authentication configuration in YAML for the API called *blogapi*.

Figure 5 shows an example of a test generated by EVOMASTER using the authentication configuration for *blogapi* in Figure 4. The call to the login endpoint `/api/auth/signin` is done on Line 15, where the token is extract from the field `accessToken` and combined with the “Bearer ” prefix on Line 17. Then, this dynamically obtained token is used in the `Authorization` header in the following API calls towards the API, like for example done on Line 22.

Industry-strengths fuzzers can support outputs in different formats. As of version 3.4.0 [19], EVOMASTER supports test outputs in Java, Kotlin, JavaScript and Python [14]. For example, the test shown in Figure 3 uses Java, whereas the one in Figure 5 uses Python. This is needed to make the use of Web API fuzzers more widespread in industry. However, this impacts how authentication configuration mechanisms can be designed. For example, if using Python scripts to define authentication configurations (like in the case of RESTler and Schemathesis), then calling those scripts from different programming languages (e.g., JavaScript) might be cumbersome. This could limit the number of potential programming language outputs that can be supported in a fuzzer, possibly harming its widespread usage in industry. Using a declarative approach, e.g., based on YAML configuration files, where the HTTP calls are delegated to the fuzzer, solves this issue.

There can be other kinds of authentication mechanisms, besides the examples shown in this section. An example is based on static information sent via headers, or when authentication tokens are obtained from a different service instead of the tested API. Since its inception year in 2016, in EVOMASTER we have handled every single authentication mechanism we have encountered in any open-source API we have run experiments

```

1 # Calls:
2 # (500) GET:/api/tags/{id}
3 # Found 1 potential fault of type-code 100
4 @timeout_decorator.timeout(60)
5 def test_0_with500(self):
6
7     token_admin = "Bearer "
8     headers = {}
9     headers["content-type"] = "application/json"
10    body = " { " + \
11           " \"usernameOrEmail\": \"admin\", " + \
12           " \"password\": \"bar123\" " + \
13           " } "
14    res_admin = requests \
15        .post(self.baseUrlOfSut + "/api/auth/signin",
16              headers=headers, data=body)
17    token_admin = token_admin + res_admin.json()["accessToken"]
18
19
20    # Fault100. HTTP Status 500. GET:/api/tags/{id}
21    headers = {}
22    headers["Authorization"] = token_admin # admin
23    headers['Accept'] = "*/*"
24    res_0 = requests \
25        .get(self.baseUrlOfSut + "/api/tags/2",
26             headers=headers)
27
28    assert res_0.status_code == 500
29    assert "application/json" in res_0.headers["content-type"]
30    assert res_0.json()["status"] == 500.0
31    assert res_0.json()["error"] == "Internal Server Error"
32    assert res_0.json()["message"] == "could not extract ResultSet; SQL [n/a]; nested
exception is org.hibernate.exception.SQLGrammarException: could not extract ResultSet"
33    assert res_0.json()["path"] == "/api/tags/2"

```

Figure 5: Test case generated by EVOMASTER in Python, in which authentication information has been exploited to make dynamic calls.

on, and all industrial APIs used by all of our industrial partners now and in the past (e.g., currently Fortune 500 enterprises such as Meituan and Volkswagen). Still, there might be other less common ways to do authentication that we are not aware of, and that, as such, we do not support yet. For these edge cases, enabling a fuzzer to have custom scripts to do authentication is a reasonable fallback approach.

Having each fuzzer defining their own declarative approach would be detrimental, as these configuration files would not be reusable between fuzzers. Furthermore, using different configuration approaches would increase the cognitive load for testers in industry. To solve this major problem, in this paper we extracted the authentication configuration approach of EVOMASTER into its own separated project, independently of EVOMASTER. To formally define how authentication configuration files should be written, we have designed a JSON Schema,²² with extensive documentation to clarify the semantic of each different fields. For reason of space, we do not show the full schema here in this paper, or discuss every single of its entries and fields, but a snippet can be seen in Figure 6. This schema is now part of a new open-source project, called *Web Fuzzing Commons* (WFC), which is independent of EVOMASTER. More details on WFC will be provided in Section 4.4.

Defining a formal schema has many advantages. For example, the schema can be used to automatically validate the correctness of configuration files. Furthermore, many programming languages have tool and library support to automatically generate code from these schemas, like the *jsonschema2pojo*²³ tool we use to generate POJO classes to parse these WFC auth configuration files.

WFC is an attempt to define *standards* for common problems faced in fuzzing Web APIs. How to define authentication information is one of such critical problems. To facilitate its use among the different fuzzer developers and vendors, we invite them all to join us and be part of the open-source WFC project, as WFC is independent of EVOMASTER.

4.2 Standard for Fuzzer Report

When generating test cases, to assess their quality, there is a need to know what has been covered by these test cases. Test cases can be run with the tested API instrumented for code coverage (e.g., JaCoCo for Java APIs).

²²<https://json-schema.org/>

²³<https://www.jsonschema2pojo.org/>

```

1 $schema: "https://json-schema.org/draft/2020-12/schema"
2 $id: "https://github.com/WebFuzzing/Commons/blob/master/src/main/resources/wfc/schemas/auth.
  yaml"
3 title: "Web Fuzzing Commons Authentication"
4 description: "Schema Definition for Web Fuzzing Commons Authentication"
5 type: object
6 properties:
7   schema_version:
8     type: string
9     description: "The schema version of WFC needed to use to validate and process this
    document."
10  auth:
11    description: "List of authentication information for different users."
12    type: array
13    items:
14      $ref: "#/$defs/AuthenticationInfo"
15  authTemplate:
16    description: "Optional authentication information template. This is used to avoid
    duplication in the auth list. \
17      Entries defined in the template will be applied to all elements in the auth
    list that do not specify them."
18    allOf:
19      - $ref: "#/$defs/AuthenticationInfo"
20      - type: object
21  configs:
22    description: "Optional map of configuration parameters, in the form key:value strings. \
23      This can be useful to provide extra custom information in the same
    configuration file, \
24      independently of the defined authentication information."
25    type: object
26    additionalProperties:
27      type: string
28  required: ["auth"]
29 $defs:
30 ...

```

Figure 6: Snippet of JSON Schema definition for our authentication configurations.

However, there are many properties of REST APIs which would not result in these code coverage reports. These would include which endpoints were called, what status codes were returned per endpoint, and which types of faults were detected. This is important information for the final users. As such, besides generating test cases, fuzzers often create some report files with this information as part of their outputs.

As each fuzzer would have its own, non-standardized way to report this information, comparing results between fuzzers on the same API is cumbersome. To deal with this issue, there have been tools such as Restats [32] that takes as input an OpenAPI schema and HTTP logs of requests and responses (e.g., collected with an HTTP proxy, like the commercial Burp Proxy). From this data, it can compute black-box, REST API coverage metrics, including faults related to the HTTP 500 status code.

A limitation here is on what kind of detected faults can be measured with this data. Looking at HTTP 500 status codes is only one type of faults [65]. In the literature, different *automated oracles* have been evaluated to detect different kinds of faults in REST APIs. A common oracle is to check if, for each API response, such response is valid according to the API schema. Other cases include *robustness* testing [78, 59], where invalid data (e.g., not matching what specified in the schema) is sent towards the API on purpose, and then the oracle checks if the responses are correctly classifying the requests as user errors (e.g., returning an HTTP status code in the 4xx family). If the API returns a response in the 2xx success range, then it is a fault.

Security properties can also be verified during fuzzing, and used as automated oracles for detecting faults. These include for example attacks with SQL Injection and XSS payloads [35, 38], as well as checking for Mass Assignment vulnerabilities [31], access policy violations [16] and other security-related properties [24] (e.g., a deleted resource should no longer be accessible).

When a fault is detected, a fuzzer needs to explicitly inform the user of it. There are different ways to do it. In EVOMASTER, for example, we generate descriptive comments directly in the code of the generated tests cases where the faults are revealed (e.g., recall the example tests in Figure 3 and Figure 5).

To be able to easily compare fuzzers for the different kinds of faults that they can detect, there is the need of a standard format to represent results. Furthermore, for each different kind of automated oracles proposed in the literature, there is a need of a unique way to identify them in these reports. To address this problem, in this paper we have designed a JSON Schema to represent fuzzer reports, where all the different oracles used in the literature (not just the ones implemented in EVOMASTER) have been assigned a unique code id.

```

1 $schema: "https://json-schema.org/draft/2020-12/schema"
2 $id: "https://github.com/WebFuzzing/Commons/blob/master/src/main/resources/wfc/schemas/report.
  yaml"
3 title: "Web Fuzzing Commons Report"
4 description: "Schema Definition for Web Fuzzing Commons Reports"
5 type: object
6 properties:
7   # REQUIRED
8   schema_version:
9     type: string
10    description: "The schema version of WFC needed to use to validate and process this
    document."
11  tool_name:
12    type: string
13    description: "The name of the tool used to create the test cases reported in this document
    ."
14  tool_version:
15    type: string
16    description: "The version number of the used tool, e.g., 1.0.0."
17  creation_time:
18    type: string
19    format: date-time
20    description: "The timestamp of when this report file was created."
21  faults:
22    $ref: "#/$defs/Faults"
23  problem_details:
24    type: object
25    properties:
26      rest:
27        $ref: "#/$defs/RESTReport"
28  total_tests:
29    type: integer
30    minimum: 0
31    description: "The total number of test cases generated by the tool."
32  test_file_paths:
33    type: array
34    items:
35      $ref: "#/$defs/TestFilePath"
36    uniqueItems: true
37    description: "The list of relative paths (compared to this document) of all the generated
    test suite files."
38  test_cases:
39    description: "Information on each generated test case."
40    type: array
41    items:
42      $ref: "#/$defs/TestCase"
43 ...

```

Figure 7: Snippet of JSON Schema definition for our test reports.

As already discussed for authentication configurations in Section 4.1, using a formal schema has many advantages. Different fuzzers can use the schema to make sure their reports are in the same format. A formal schemas can resolve ambiguities among different implementations. A schema can also be used to automatically generate code (e.g., POJO for Java) to parse and output these reports (e.g., in JSON files). This schema, together with our code classification for the different automated oracles presented in the literature, is now part of the new open-source project WFC (more details in Section 4.4). For reasons of space, we cannot show here the full schema, but Figure 7 shows an excerpt of it.

A fault would be uniquely identified by three properties: its fault category unique code (e.g., 100), the endpoint that was called, and an optional “context”. For example, given the fault category “Schema Validation”, for a response in a call for an endpoint, such a response might be invalid according to the schema for several reasons (e.g., a field was not supposed to be returned as null, whereas another one was supposed to be a date formatted in a specific way). Each of these reasons would end up defining a different fault having a different “context”. Also, in the case of HTTP 500 status codes, for the same endpoint there could be more than one fault. This could be determined based on content of server logs (if those are accessible to the fuzzer). In white-box testing in EVOMASTER, we use the last executed line in the business logic of the API to define different contexts (e.g., see Line 16 in Figure 3). There might be several strategies to define a context. At least for the time being, defining a standardized way for them is premature, as it requires more research.

A fault categorization needs to be open to deal with unknown fault category codes. As part of research, new automated oracles can be defined and evaluated. Until they have been published in a peer-reviewed venue, their

Name	^	Date Modified	Size	Kind
assets		Today, 13:52	--	Folder
icon.svg		Today, 13:52	1 KB	MyDoc...ntType
report.css		Today, 13:52	36 KB	CSS File
report.js		Today, 13:52	1,4 MB	Javascript File
EvoMaster_faults_Test.java		Today, 13:52	142 KB	Java so...e code
EvoMaster_others_Test.java		Today, 13:52	29 KB	Java so...e code
EvoMaster_successes_Test.java		Today, 13:52	48 KB	Java so...e code
index.html		Today, 13:52	1 KB	HTML text
report.json		Today, 13:52	92 KB	JSON File
robots.txt		Today, 13:52	23 bytes	Plain Text
webreport.bat		Today, 13:52	395 bytes	Document
webreport.command		Today, 13:52	344 bytes	Termin...ll script
webreport.py		Today, 13:52	795 bytes	Python File

Figure 8: Screenshot of files generated as output of EVOMASTER on the *blogapi* API.

authors might not be willing to share their descriptions, and ask to add a new unique code for them in WFC. However, this potential issue can be easily solved by reserving a special range of codes (e.g., 900--999) dedicated for these experimental oracles not in WFC yet (i.e., no defined code in WFC would ever reserve a value in such 900--999 range).

On the one hand, one limitation of using test reports in fuzzer comparisons is that the reporting of detected faults is “self-reported”. Even excluding malicious cases, by mistake a fuzzer could wrongly report the number of faults it finds. Fuzzer comparisons would hence be affected negatively. As such, external ways to measure performance (e.g., code coverage, and HTTP 500 faults checked with an HTTP proxy) are still necessary. On the other hand, ignoring all the different kinds of faults that can be automatically detected would only provide a limited picture of the compared fuzzers. These reports can provide the needed extra information on fault detection, but care needs to be taken when using them to draw conclusions in scientific experiments.

A further benefit of generating test reports (e.g., in JSON format), following a standardized schema, is that it provides a clear contract for visualization. For example, an HTML-based application can be used to read these report files and show a GUI to navigate and visualize these test results. Such an effort to improve the usability of fuzzers in industry would then be detached from the fuzzer itself. As discussed in more detail in the next section, we have built such a HTML-based application, and published it as part of WFC. Any fuzzer that outputs report in WFC format would then be able to use such HTML-based application to visualize the test results in a professional manner.

4.3 Web HTML Report

When generating test cases with a fuzzer, it is important to enable user to visualize what has been covered. This can help to visualize what is missing, and quickly check for any new detected faults.

Given a set of test cases, and a `report.json` file with statistics about the fuzzing process, using the WFC format (Section 4.2), then the visualization of such data is independent from the fuzzer that generated these tests. Such data can be visualized in a web application that takes those files as input, and build an interactive interface dynamically with JavaScript. This web application, which would be a set of static files, can then be provided as output of the fuzzer together with the test suite files and the `report.json`.

Figure 8 shows a screenshot of files generated as output by EVOMASTER when run for 1-minute on the *blogapi* API. The `.java` files are the test cases generated (e.g., using JUnit), together with the report file `report.json`. All the other files are static resources for the web HTML visualization, like `index.html` and its asset files under the folder `assets` (e.g., images and JS/CSS files for the web application). In modern browsers, an HTML page that is open on the local machine would not be able to access any other file, even in the same folder, due to security restrictions. As such, the web application must be served via an HTTP server. The Python script `webreport.py` starts an HTTP server with `index.html` as main page, and it automatically opens a new tab in the default browser on the local OS pointing to that page. To simplify the starting of such server and opening of browser, e.g., with a mouse double-click, scripts for Windows (`webreport.bat`) and OSX (`webreport.command`)

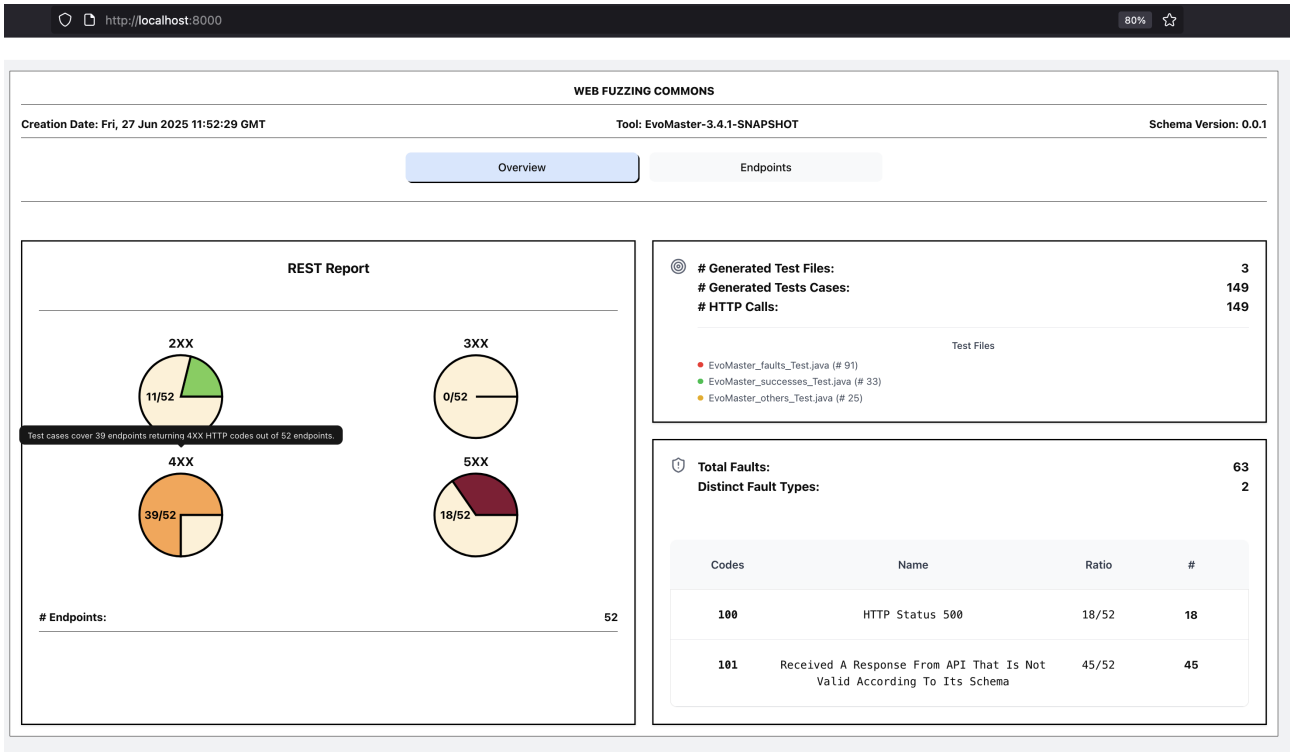


Figure 9: Results of opening the `index.html` file in an HTTP server, e.g., by clicking on `webreport.command`.

are provided.

Figure 9 shows the home page for the web report, once opened it for example with `webreport.command`. Different kinds of information are provided, based on the content of `report.json`. This includes for example when the report was created, by which tool, and different properties of the tested API (e.g., number of endpoints) and of the generated tests (e.g., covered HTTP status code per endpoint, and number and types of detected faults). Hovering on the different elements does pop up informative tooltips.

By clicking on the **Endpoints** tab, results are shown for each endpoint (Figure 10). Endpoints can be filtered, e.g., based on HTTP status codes and faults that the generated test cases detect (or do not detect). On each endpoint, and status/fault filter, it is possible to see the list of test cases that cover/not-cover them (Figure 11).

To ease visualization and review/analysis of the tests, each single test can be opened in the HTML application itself by clicking on it (e.g., see Figure 12). Note, to be able to achieve this, the generated `report.json` needs to keep track of the location on the file system of where the test suite is (e.g., `./EvoMaster_faults.Test.java`) relatively to the `index.html` file, as well as the starting and end line of test case in that Java file. The JavaScript code of the web application (i.e., `assets/report.js`) is then going to read that file and extract the needed text from it. As long as a fuzzer generates a `reports.json` file in WFC format, all these other steps are fully automated.

4.4 WFC Open-Source Tool Support

The Web Fuzzing Commons (WFC) repository (open-source on GitHub⁶) hosts the main contribution of this work. In particular, it contains the `auth.yaml` schema defining authentication information (Section 4.1), the `report.yaml` schema for report info together with the fault catalog `fault_categories.json` (Section 4.2), and the web application assets to display the report interactively (Section 4.3).

These schemas and web assets can be accessed directly from GitHub, and from its repository releases.²⁴ Also, each new release on GitHub is automatically uploaded on Zenodo [22]. To further simplify their access, all these static resources are also published as a library, e.g., for the JVM on Maven Central.²⁵ Packaging these files as a library for other programming languages (e.g., Python) is something worth to consider in the future.

If there is some authentication mechanism that we have not considered, we invite the community to report an issue on this repository. The `auth.yaml` schema can be extended to support its declaration. Furthermore, if novel oracles are designed to find new different kinds of faults in REST APIs, a new entry (with unique id) can be added to `fault_categories.json`, together with a description of these new types of detected faults. WFC is

²⁴<https://github.com/WebFuzzing/Commons/releases>

²⁵<https://central.sonatype.com/artifact/com.webfuzzing/commons>

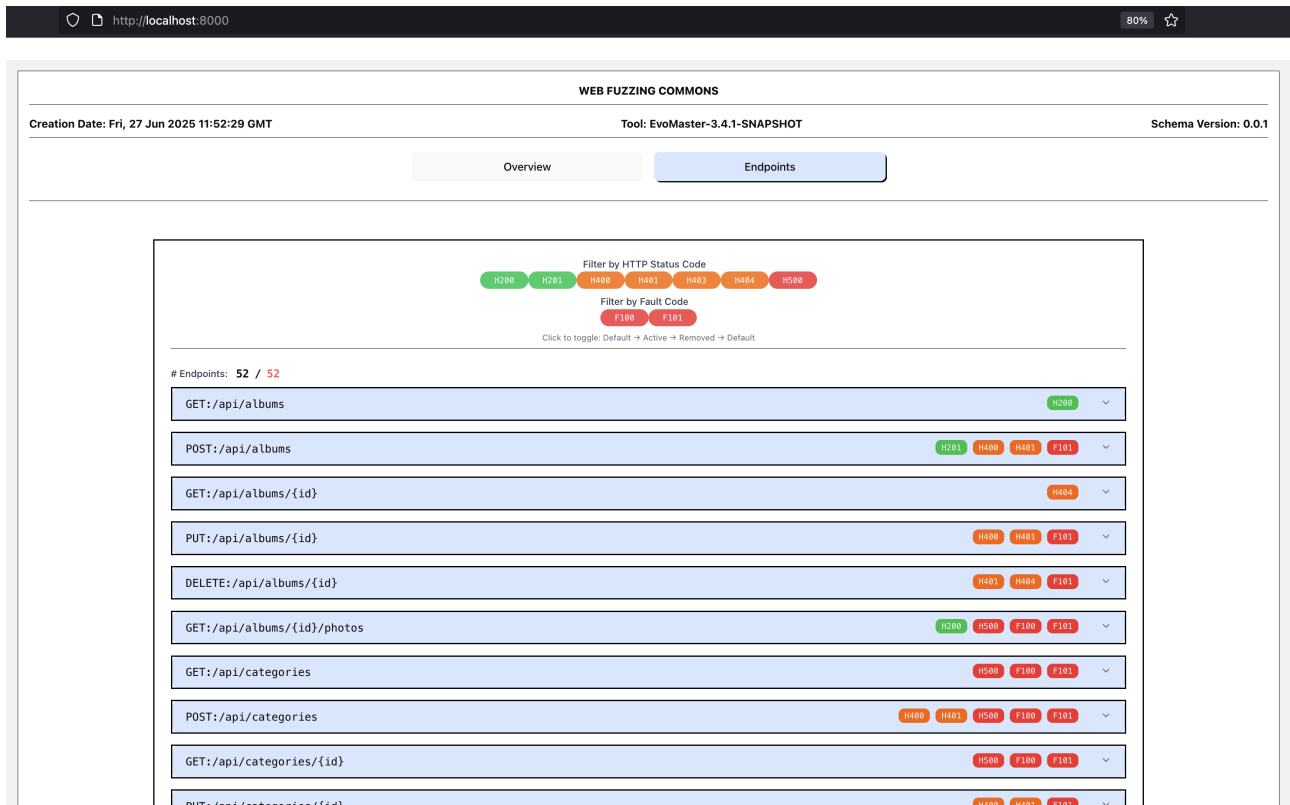


Figure 10: Results of opening the **Endpoints** tab, providing details per endpoint.

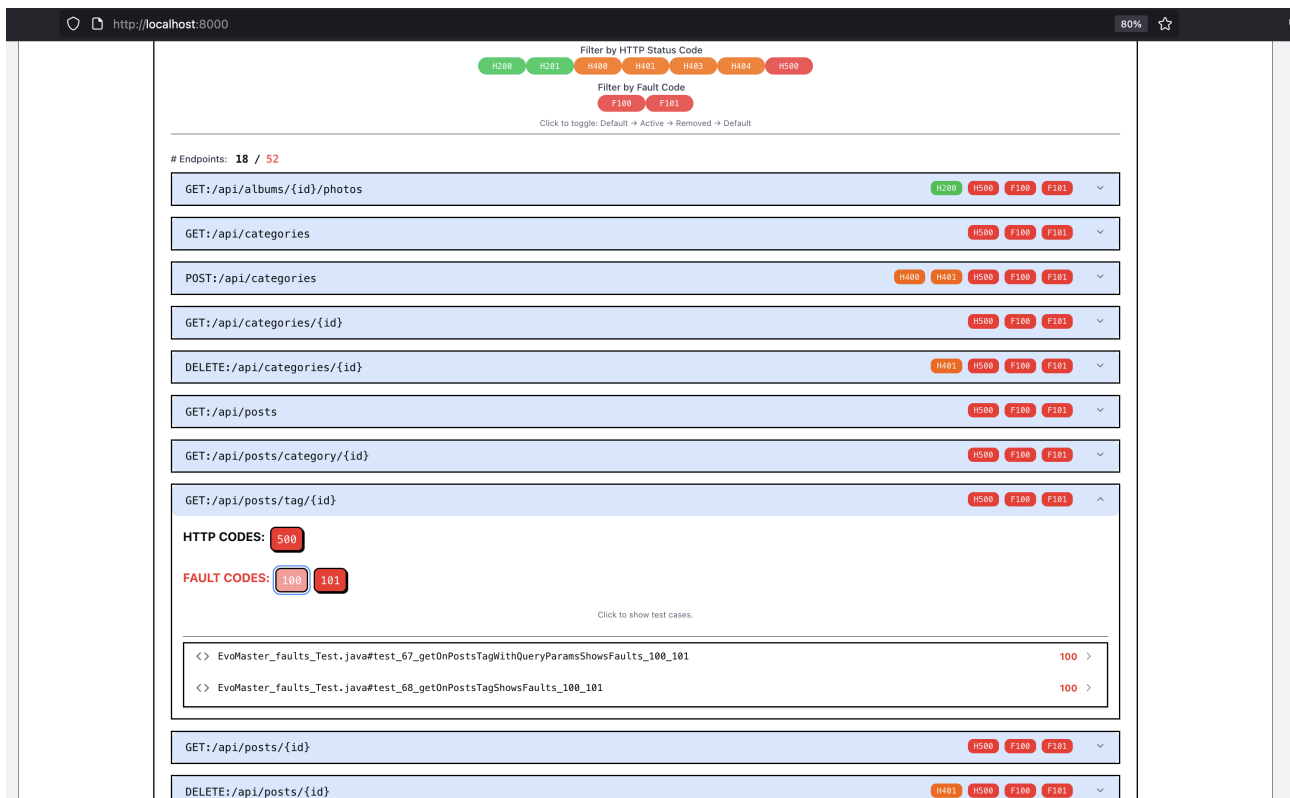


Figure 11: Results of opening the details for a specific endpoint.

independent of EVOMASTER. New authentication mechanisms and fault categories can be added regardless of whether EVOMASTER supports them yet or not.

For a fuzzer, deciding to support WFC provides several benefits. A common standard for authentication declarations simplifies the use of real-world APIs for experiments, as authentication info needs to be defined

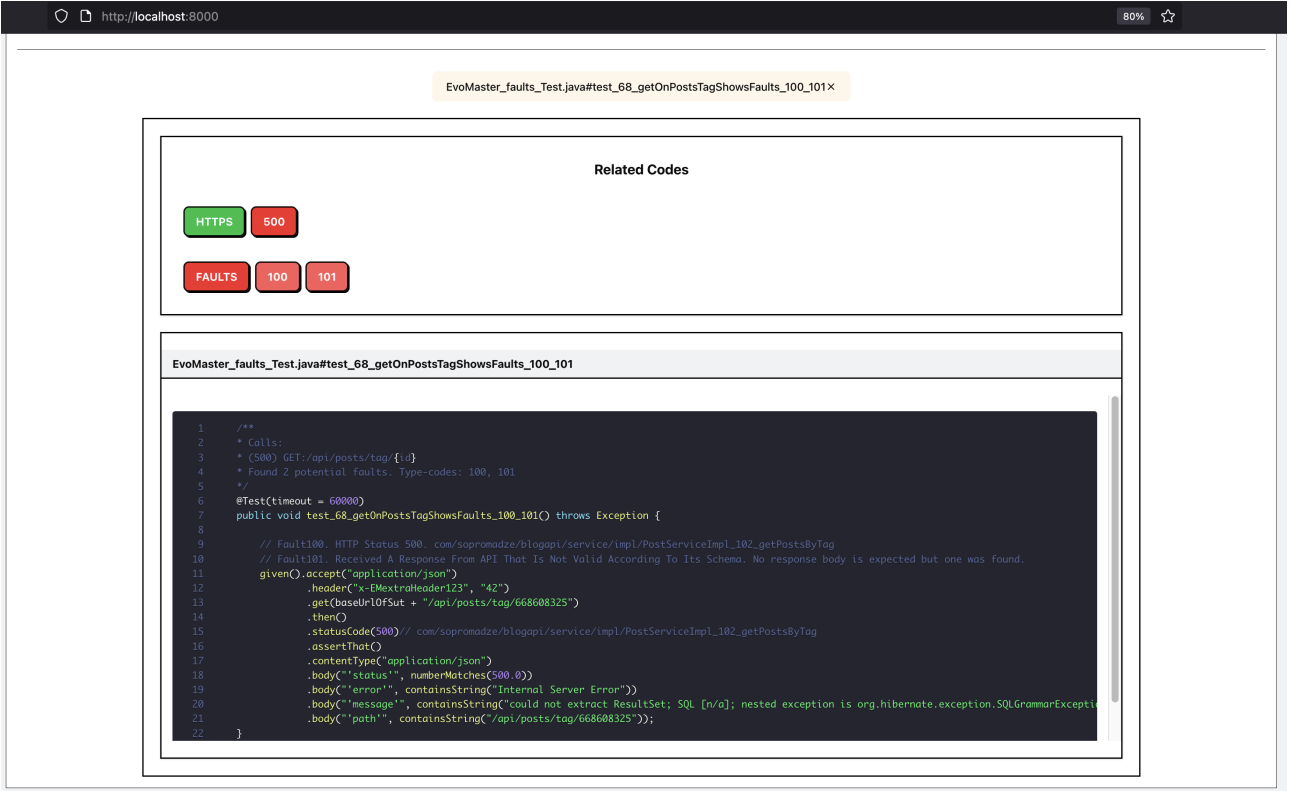


Figure 12: Code of a test case, visualized in the WFC Report.

only once, and not for each different compared fuzzers. If a fuzzer exports test reports in WFC format, and the detected faults are labeled with the same unique ids assigned in WFC, then comparisons of detected faults become simpler. Furthermore, a further benefit is that interactive HTML reports can be automatically generated if using this WFC output format.

5 Web Fuzzing Dataset and Guidelines

5.1 API Selection Issues in Empirical Studies

To analyze the performance of a designed novel technique, and to compare it with the state-of-the-art, an empirical study on a set of artifacts is required. In our context, those would be REST APIs. Given Z the set of all existing APIs, ideally for experiments one would select a *random* subset $z \subset Z$ with size $|z| = n$ [42], where n is large enough to obtain statistical significance [8].

Unfortunately, this is not feasible, for a few reasons. First, a large number (arguably the large majority) of APIs are in industry. Researchers might have no access to those APIs, unless they established some sort of industry-academia collaboration. And, even in this case, the number of collaborations would be necessarily limited in number, which would not lead to a good representative for Z . Second, selecting open-source APIs is not trivial either. Finding and identifying REST APIs among millions of projects hosted on open-source repositories such as GitHub has its set of challenges. Furthermore, one would need to make sure to be able to compile and run any identified API, setting up all their needed environments (e.g., databases such as PostgreSQL, MySQL, MongoDB and Redis, as well as other services such as for example OAuth2). This takes time and resources. This is a reason why early work on fuzzing REST APIs only included a limited number of open-source APIs in the experiments. For example, the earliest work in the literature, that we are aware of [47], is from 2009 [27], where only 1 in-house API was used in the experiments. Old fuzzers used a limited number of open-source APIs when first introduced, like EVOMASTER in 2017 [4] using only 3 APIs, and RESTler in 2019 [23] using only 2 APIs. The two largest studies with open-source projects, that we are aware of, came years later. Those are from the authors of ARAT-RL and LLamaRestTest in 2022 (20 APIs employed in [57]) and from us authors of EVOMASTER in 2023 (19 APIs employed in [86]).

A possible alternative is to use *online* APIs for the experiments. At the time of writing, apis.guru² lists more than 2 500 APIs online on internet with available schemas. In the literature [47], there have been large studies using online APIs. For example, the authors of RestTestGen used 107 online APIs for experimentation in [33] (as well as another 13 open-source APIs). Unfortunately, using online APIs for experimentation has some

major drawbacks. First, online APIs might (most likely) have *rate-limiters*, to avoid denial-of-service attacks. This might significantly hinder experimentation with fuzzers. Second, experiments on online APIs would be, most of the time, not *repeatable*, as APIs could change at any time without warning. Repeatability is essential for scientific research. Furthermore, in experiments with online, remote APIs there would be no possibility to collect backend-related measures such as the achieved code coverage by the generated test cases. Using online APIs can provide extra information in an empirical study, but we argue they must still be accompanied with repeatable experiments on open-source projects.

To select a set of artifacts for experiments in a new study X , if it is not feasible to sample artifacts from Z , a reasonable approach is to use what was employed in the state-of-the-art Y . A good example is the work done for DeepRest [29], where the employed APIs are a superset of what was previously used when ARAT-RL [54] was introduced. Still, even in this case, there would be the question on whether the selection in Y was *biased* or *unrepresentative*. For example, the study in Y could have focused only on APIs on which the introduced novel technique was performing best, and discarded all APIs in which it was giving worse results. This could be done due to fearing that some *negative results* could hinder the publication acceptance likelihood of Y . Although this is clearly unethical, it is an issue that is not easy to spot.

Given z_y the set of artifacts used in the experiments in the study Y , an approach when evaluating a new study X would be to use a superset of z_y , i.e., $z_x = z_y \cup k$, for some new set of artifacts k . This is for example what was done for DeepRest in [29], where one new API was added to the set of experiments compared to [54]. If this approach is then repeated in future studies, using now z_x instead of z_y , as long as the new $|k'| \geq 1$, this could solve the issues regarding bias and un-representativeness, as artifact selection would become community-driven. Future studies that would not use z_x , or just use a subset of it, should then have a hard-time to justify such decision, unless there are good scientific reasons to do so.

Still, this approach has some side-effects that must be taken into account when reading and evaluating empirical studies. Typically, research prototypes are not fully-fledged, commercial-grade products, especially when developed by only a single PhD student. A new technique studied in X could be better on the new APIs k just because the tool presented in Y is not *robust*, e.g., crashing due to some unexpected non-supported feature, or simply due to a software fault. Building a robust prototype that can reliably work on new APIs is no easy feat. The technique/tool proposed in X might crash as well on k , but, then, the authors of X would have all the time to fix any issue in their tools regarding k before attempting to publish X . As such, when analyzing the results on k , this possible issue has to be taken into account and discussed.

Another issue, when it comes to API selection, is the technical scaffolding needed to run the APIs and collect different metrics (e.g., code coverage). This is programming language dependent. On the one hand, this is just technical work regarding setting up experiment infrastructures. It is not a research problem. On the other hand, if running experiments on APIs written in different programming languages provides no scientific benefits for black-box testing experiments, then this would be technical work and time that could had been better spent in other activities (e.g., designing novel techniques). In the research literature [47], it seems that most of the empirical studies involving open-source projects employed APIs written in Java, using popular tools such as JaCoCo²⁶ to collect coverage metrics. As long as it is possible to collect and employ a large number n of APIs for experiments, concentrating on a single programming language is a reasonable compromise, at least for the time being.

5.2 Web Fuzzing Dataset

To evaluate the performance of new techniques for fuzzing REST APIs, as previously discussed a set of APIs is needed for experimentation. To enable the replicability of the studies, which is paramount for sound scientific research, ideally those APIs should be open-source. APIs online could change at any time, so they do not lead to repeatable experiments. Industrial, closed-source APIs can provide more realism (as we did with studies at Meituan [87, 89, 88] and Volkswagen [71, 15]), but still they do not enable replicated studies. As such, using open-source APIs is a necessity, where online and industrial APIs can be added to provide more information.

In the first study published for EVOMASTER in 2017, only 2 open-source APIs were used [4], namely *features-service* and *scout-api*. At that time, finding open-source APIs was difficult (e.g., lack of good search functionalities) and time consuming. With the passing of the years, at each new study we added new APIs we could find, compile and run without major issues. Also, when other research groups did studies on fuzzing REST APIs, like for example the study in [57] where 20 open-source APIs were used, we checked those APIs and included several of them, if in Java or Kotlin, in our studies as well. This was done to avoid the possible risk and concerns of cherry-picking APIs where EVOMASTER gives better results compared to the alternatives.

Throughout the years, we collected all these APIs in a repository called EMB (EvoMaster Benchmark), which is open-source on GitHub²⁷ since 2017. In 2023, we wrote a “tool paper” in which we described EMB [18]. At that time, EMB contained 14 REST APIs for the JVM (i.e., written in either Java or Kotlin).

²⁶<https://www.jacoco.org/>

²⁷<https://github.com/WebFuzzing/EMB>

Table 2: List of employed, available open-source JVM-based APIs in our study, specifying as well some previous studies in which they were used. Note that those other studies might include as well non-JVM APIs, non-open-source (e.g., industrial) and online APIs.

SUT	EMB [18]	Comparison [57]	ARAT-RL [54]	EmRest [83]	DeepRest [29]	LLamaRestTest [55]
<i>bibliothek</i>						
<i>familie-ba-sak</i>						
<i>http-patch-spring</i>						
<i>microcks</i>						
<i>ohsome-api</i>						
<i>pay-publicapi</i>						
<i>quartz-manager</i>						
<i>reservations-api</i>						
<i>session-service</i>						
<i>spring-ecommerce</i>						
<i>swagger-petstore</i>						
<i>tiltaksgjennomforing</i>						
<i>webgoat</i>						
<i>erc20-rest-service</i>		✓				
<i>spring-actuator-demo</i>		✓				
<i>spring-batch-rest</i>		✓				
<i>spring-rest-example</i>		✓				
<i>catwatch</i>	✓					
<i>gestaohospital</i>	✓					
<i>cwa-verification</i>	✓	✓				
<i>ocvn</i>	✓	✓				
<i>proxyprint</i>	✓	✓				
<i>rest-news</i>	✓	✓				
<i>scout-api</i>	✓	✓				
<i>rest-ncs</i>	✓	✓	✓	✓	✓	
<i>rest-scs</i>	✓	✓	✓	✓	✓	
<i>features-service</i>	✓	✓	✓	✓	✓	✓
<i>languagetool</i>	✓	✓	✓	✓	✓	✓
<i>restcountries</i>	✓	✓	✓	✓	✓	✓
<i>genome-nexus</i>	✓	✓	✓	✓	✓	✓
<i>market</i>	✓	✓	✓	✓	✓	✓
<i>user-management</i>		✓	✓	✓	✓	✓
<i>person-controller</i>		✓	✓	✓	✓	✓
<i>tracking-system</i>		✓	✓	✓	✓	✓
<i>blogapi</i>					✓	
<i>youtube-mock</i>						✓
Total 36	14	19	10	10	11	9

One further reason to create a repository such as EMB was that, to do *white-box* testing of REST APIs, there is the need to write *driver* classes in Java/Kotlin [6]. Those (small) driver classes are needed to start and stop the APIs. When they are started, their bytecode is automatically instrumented to do different kinds of white-box testing analyses [10, 13, 17]. To be able to run experiments, we created those driver classes and included them in EMB. EMB can be used to run experiments for *black-box* testing as well, as we did in [86]. However, it was cumbersome, especially when dealing with non-embedded databases (e.g., PostgreSQL and MySQL instead of H2), and dealing with authentication configurations.

Although the use of 14 JVM APIs provides a large case study, larger than in many recent studies (e.g., [54, 29, 41, 55]), we considered it still bit too small for sound empirical evidence, especially when considering experiment practices in other testing domains like unit testing [42]. To address this issue, we have extended it with several more APIs. Our selection criteria were threefold: (1) we added any large, complex API that we found out about; (2) we searched and added APIs for important technologies that we fought were underrepresented in EMB (e.g., Kafka and ElasticSearch); (3) we looked at all the existing studies on REST APIs we are aware of, and added *all* open-source Java APIs used in those studies. At the time of writing, our selection has now 36 REST APIs for the JVM, i.e., more than twice and half than what original used in EMB [18]. Table 2 shows a list of these APIs, together with some existing studies in which they have been used before. Due to space constraints, there is some information that did not fit in the table. In particular, *microcks* was used in VoAPI2 [38], and *swagger-petstore* in Morest [63]. The work for LLamaRestTest [55] used *ohsome-api*, but its online version (and not its open-source version run locally).

Regarding the properties of these selected 36 REST APIs, Table 3 shows some statistics on these APIs. Full details (including source code and links to their original repositories) are available in our open-source repository.²⁸ There is a large variety of size and complexity in these APIs. Some are just small example APIs, others are real-world APIs. For example, few governments around the world have their public sector IT systems

²⁸<https://github.com/WebFuzzing/Dataset>

Table 3: Statistics of the employed REST APIs in our empirical study, including number of source files, numbers of lines of code (LOCs), the number of HTTP endpoints and whether they require authentication credentials or not.

SUT	#SourceFiles	#LOCs	#Endpoints	Auth
<i>bibliothek</i>	33	2176	8	
<i>blogapi</i>	89	4787	52	✓
<i>catwatch</i>	106	9636	14	
<i>cwa-verification</i>	47	3955	5	
<i>erc20-rest-service</i>	7	1378	13	
<i>familie-ba-sak</i>	1089	143556	183	✓
<i>features-service</i>	39	2275	18	
<i>genome-nexus</i>	405	30004	23	
<i>gestaohospital</i>	33	3506	20	
<i>http-patch-spring</i>	30	1450	6	
<i>languagetool</i>	1385	174781	2	
<i>market</i>	124	9861	13	✓
<i>microcks</i>	471	66186	88	✓
<i>ocvn</i>	526	45521	258	✓
<i>ohsome-api</i>	87	14166	134	
<i>pay-publicapi</i>	377	34576	10	✓
<i>person-controller</i>	16	1112	12	
<i>proxyprint</i>	73	8338	74	✓
<i>quartz-manager</i>	129	5068	11	✓
<i>reservations-api</i>	39	1853	7	✓
<i>rest-ncs</i>	9	605	6	
<i>rest-news</i>	11	857	7	
<i>rest-scs</i>	13	862	11	
<i>restcountries</i>	24	1977	22	
<i>scout-api</i>	93	9736	49	✓
<i>session-service</i>	15	1471	8	
<i>spring-actuator-demo</i>	5	117	2	✓
<i>spring-batch-rest</i>	65	3668	5	
<i>spring-ecommerce</i>	58	2223	26	✓
<i>spring-rest-example</i>	32	1426	9	
<i>swagger-petstore</i>	23	1631	19	
<i>tiltaksgjenomforing</i>	472	27316	79	✓
<i>tracking-system</i>	87	5947	67	✓
<i>user-management</i>	69	4274	21	
<i>webgoat</i>	355	27638	204	✓
<i>youtube-mock</i>	29	3229	1	
Total 36	6465	657162	1487	15

published as open-source, like for example the cases of Germany (*cwa-verification*), Norway (*familie-ba-sak* and *tiltaksgjenomforing*), the United Kingdom (*pay-publicapi*) and Vietnam (*ocvn*). Also, there are commercial tools such as *languagetool* that have open-source REST APIs. These APIs use a variety of databases (e.g., PostgreSQL, MySQL, MongoDB and Redis), and some use OAuth2 services.

In this paper, to enable and simplify experiments for black-box testing, regardless of the fuzzer involved, we have now created Docker Compose files for every single API in our dataset. These Docker Compose files not only start the API (with the right version of their needed JDK, e.g., LTS versions such as 8, 11, 17 and 21), but also all their needed databases, with initializing data where needed (e.g, for users and administrators). Each API is configured to run with JaCoCo, to enable collecting code-coverage metrics after the fuzzing sessions are completed. Each API is also run behind a mitmproxy instance, where we log all HTTP requests and status responses. This is needed to evaluate which endpoints are covered, and which 500-status-code faults are found per endpoint. Furthermore, for each API that requires authentication, we provide authentication info in WFC format (recall Section 4.1). The data in these authentication configurations is based on what the databases are initialized with. Furthermore, to enable running multiple experiments in parallel on the same machine without TCP port conflicts, all exposed TCP ports in Docker Compose are configurable via parameters.

As this experiment scaffolding is independent of EVO MASTER, using a name such as EMB would be misleading. We have now renamed it into Web Fuzzing Dataset (WFD).²⁹ A black-box fuzzer that wants to use WFD for experiments just needs to Docker Compose *up* an API, run the fuzzer, collect JaCoCo metrics, and then Docker

²⁹<https://github.com/WebFuzzing/Dataset>

Compose *down* to stop the API. To simplify the running of experiments on all the APIs and collect JaCoCo and mitmproxy metrics, we also provide Bash scripts to do all these steps automatically.

Considering more than 650 thousands lines of code (excluding third-party libraries) and more than 1 400 endpoints, as shown in Table 3, WFD now represents the largest selection of open-source REST APIs with scaffolding to run and analyze fuzzing experiments.

5.3 Tool Selection Criteria

To compare techniques presented in different studies, especially to evaluate whether a novel technique provides some benefits over the current state-of-the-art, tool comparisons are necessary. Ideally, one would like to compare “techniques” and not “tools”, as the performance of these latter might be strongly impacted by engineering concerns. However, re-implementing from scratch a tool/technique based on the high-level description of a research article is not a scalable option. Tool comparisons are hence a necessity, not just when fuzzing REST APIs.

To be able to compare with a tool, such tool must be available. Best if it is open-source, which is the case for most REST API fuzzers in the literature (recall Table 1). If not open-source, or if in need to satisfy double-blind review constraints, long-term storage solutions such as Zenodo are a viable option.

To demonstrate the use of WFC and WFD, we have carried out a series of experiments (which will be explained in more details in Section 6), where we compare different fuzzers. There are many fuzzers available (recall Table 1), and comparing all of them in each new study is not viable. A typical approach in the literature is to employ 4-5 fuzzers, possibly representing the current “state-of-the-art”.

There are at least four possible complementary approaches to select fuzzers for comparisons:

1. The fuzzer provides best results in *independent studies* or in *tool competitions*.
2. The fuzzer is popular among practitioners in industry.
3. The fuzzer has been presented in recent research work, showing better results compared to the state-of-the-art.
4. The fuzzer provided results of particular interest on some specific SUTs.

When carrying an empirical study to evaluate a novel technique, there is a always potential bias and threat to validity, as the authors have direct incentives to show their techniques work better. This applies to all studies, our included. Studies where authors have no connection to any of the employed tools would not suffer of such issue. In the case of fuzzing REST APIs, we are aware of only two existing studies of this kind. These include the work of Kim *et al.* [57], published in 2022, where 10 fuzzers were evaluated on 20 open-source APIs. The other is the work of Sartaj *et al.* [75], published³⁰ in 2024, where 5 fuzzers were compared on the regression testing of 17 APIs through different 14 releases of an industrial IoT Application.

Regarding tool competitions, e.g., hosted at international conferences and workshops, those are important for pushing forward the state-of-the-art. Examples in software engineering research exist at the SBFT workshop,³¹ with competitions on for example JUnit test generation, self-driving car testing and C/C++ library fuzzing. However, we are aware of no existing organized competition for REST API fuzzing.

The better and more usable a fuzzer is, the more likely it will be used by practitioners in industry. If the fuzzer gives bad results, unlikely a practitioner will keep using it, or recommend it to other colleagues. As such, it is important in any study to consider some of the most popular tools, regardless of how much “novelty” or other academic metric score would they have. At times, “popularity” can be non-trivial to determine rigorously. In case of open-source projects, metrics such as the number of tool downloads and GitHub “stars” can be used as reasonable indicative. However, those metrics can be manipulated. Furthermore, popularity might also be strongly dependent on “marketing” efforts, and not on any intrinsic quality of the tool. As such, popularity can be used to select some fuzzers for comparison, but by no means it should be the only criterion to make such a selection.

Novel presented techniques could provide results that are better than the state-of-the-art. As such, those should be used for comparisons, and see if a replicated study does indeed confirm such results. However, based on the venues in which those novel fuzzers are presented, there is always the risk of missing the fact that those have been published. Furthermore, a research study might take months, and new fuzzers could be presented during such period. Including them in the comparisons at the last moment could be cumbersome. Although aiming at including the latest work is important, it is just on a best-effort.

At times, even if overall a fuzzer might not work best on average on a large selection of SUTs, it might provide interesting results on some specific SUTs that are warranted of further investigation. In such cases, it is advisable to include those fuzzers as well in the comparisons.

³⁰The citation refers to an arXiv version. The authors have claimed on social media that the paper has been accepted at ACM TOSEM

³¹<https://sbft25.github.io/>

List of usability requirements.

1. The tool should be open-source, or available in a long-term storage solution like Zenodo.
2. Installing the tool should be a one-time cost, independent of the number of APIs used in the experiments.
3. The tool should have at least 3 command-line input parameters to specify: (a) where the OpenAPI schema is located on the file system; (b) the URL of where the API is up and running; (c) for how long to run the fuzzing session.
4. Optionally, provide configurations to setup authentication information.
5. Optionally, provide a configuration to specify where the output of the fuzzer should be saved into (e.g., a specific folder).
6. If the tool makes use of an LLM, there should be an option to employ a locally run one.
7. The tool should be able to generate executable test cases. Ideally, in Python, to simplify comparisons.

Figure 13: List of *usability requirements* for selection of tools in empirical comparisons of REST APIs.

5.4 Fuzzer Usability Requirements

Regardless of which criteria are used to select fuzzers for comparisons, those selected fuzzers must be *usable*. Being open-source, and with a research article published in a respected venue, does not imply that a tool is usable, or that it is easy to configure in a comparison study. For example, regardless of how complex or easy it is to download and install a fuzzer, this should be a *constant* time/effort cost $O(1)$ which is *independent* of the number n of APIs in the experiments. Otherwise, the more APIs you have in the experiments, the more effort would be required to setup comparisons.

On the one hand, ARAT-RL, as an example, is a single Python file that, after a simple `pip3 install -r requirements.txt` command, it can be directly run on the command-line. EVOMASTER provides different ways to be installed, like via a Windows `msi` installer. Schemathesis can be installed via `brew`. EmRest requires to install `miniconda`. LLamaRestTest requires to manually download two large model files (3GB each). All those are “one-time” costs, as needed to be done only once.

On the other hand, for example for DeepRest, the installation cost does not seem to be constant. Based on the documentation provided in its replication package [30], it seems there are several manual steps involved in setting up DeepRest, *for each* API. These include running scripts to collect results from an LLM, copy files under specific folders, and then build Docker images for each API to run DeepRest on, including in the image the schema of the API and DeepRest itself. DeepRest, written in Python, needs to run in parallel with RestTestGen, communicating via Linux file-sockets, and this setup is done in Docker files. Running comparisons with DeepRest is possible, and it was done for example in the study introducing APIRL [41], but that was only on 6 APIs. Significant effort would be needed to set it up for 36 APIs, as done in this study. We argue that, for doing sound comparisons in new scientific studies, all these extra manual steps should not be required, as it is not the case for example for all the tools used in our study. The *usability* of a tool should be taken into account when doing comparisons with the state-of-the-art. Therefore, we had to exclude tools such as DeepRest from our empirical comparisons due to usability concerns.

Figure 13 provides our formalization of a list of minimal *usability requirements* which we evaluate as essential for choosing tools for comparisons. As previously stated, to be usable, a tool should be available, e.g., either as open-source or on long term storage systems such as Zenodo. Also, to enable large empirical experiments, the installation of the tool should be a one-time cost, regardless of the number of used APIs in the study.

In an empirical study involving N APIs, in which experiments are repeated R times to deal with randomness in these tools, a fuzzer would need to be run $N * R$ times. In our case, considering $N = 36$ and $R = 10$, it would mean 360 times. These experiments should be configured via scripts (e.g., Bash or Python), and not through a GUI. As such, the fuzzer would need to be able to handle input parameters to configure how it is going to be run.

The first needed input parameter is the location of where the OpenAPI schema is located on the file system. The fuzzer could also provide other methods to locate schemas (e.g., in EVOMASTER we support automated download of schemas via provided URLs), but those are just an extra for usability.

Where an API is running, and it is accessible to, is specified in the OpenAPI schema itself. However, typically this would include an actual hostname available on internet, such as for example `https://petstore.swagger.io`. This would not work when an API is running locally for testing purposes, as the API would run on the `localhost` or `127.0.0.1` IP address. Modifying the schema manually is possible, as long as it is a one-time cost. However, when running experiments, and each run of a fuzzer on an API needs to be repeated several times to take into

account the randomness of the fuzzing, these experiments must be run in parallel to be able to be completed in a reasonable amount of time. This would not work if all instances of the tested API try to bind on the same TCP port. Creating a different OpenAPI schema file specifying different ports for each experiment is feasible, but quite cumbersome. For example, considering 36 APIs and experiments repeated 10 times, it would end up with 360 experiments per fuzzer. Having to create 360 different OpenAPI schemas pointing to different TCP ports would be extremely tedious to do manually. It could be automated (by writing scripts that parse JSON/YAML OpenAPI files, and output modified versions with different port values), but we argue that this feature should be rather handled directly by the fuzzer (as most fuzzers do), and not by the experiment scaffolding used to compare tools. The ability to specify hostname (e.g., *localhost*) and port of where the API is up and running is essential for enabling fuzzer comparisons.

Another important parameter is for how long a fuzzer is going to be left running. The more time is left for running a fuzzer, the better results one can expect. How long to run a fuzzer depends on the practical constraints of the test engineers. There is no one-size-fits-all solution. In the literature, typically experiments are compared by running fuzzers for 1 hour [47]. Regardless of how long experiments should be run for, a tool should provide mechanisms to stop within a specified amount of time. Note, however, that such stopping mechanism do not need to be precise, as achieving it might be cumbersome. For example, in EVOMASTER a user can specify to run the search for 1 hour, but that does not include the time needed to output test cases or minimizing them, just the search. This means that it could run for 1 or 2 minutes extra. Also, some tools might use a deterministic approach to generate tests without specifying a timeout. In those cases, such tools could still be used for comparisons, but they should be preemptively stopped if they take too long. In our case, we configured 1 hour in all tools that provide such option, and run each script inside a `timeout` Bash command of 90 minutes.

As previously discussed in Section 4.1, authentication is very important. Technically, though, the ability of enabling authentication is *optional*, in the sense that a fuzzer can still be used even if it has no support for authentication. It will simply get worse results compared to fuzzers that do support authentication. However, preparing custom authentication scripts and configuration files for each different fuzzer is not a scalable solution for large empirical studies. For example, in WFD there 15 APIs that use authentication mechanism (recall Table 3). This was one of the main motivations to propose the WFC format for authentication information (Section 4.1), with prepared configuration files for all the 15 APIs in WFD that need it. As command-line input parameter, it should be possible to specify the location of the WFC authentication configuration file.

Another useful, but technically optional, feature is the ability of specifying where, on the file-system, to save the results of the fuzzer once its run is completed. This can significantly simplify the scaffolding needed to run large sets of experiments. This feature is technically optional, because, if a tool simply writes on the working folder it is run from, in experiment scripts it is just a matter of changing the working folder before running the experiments. Tedious, but it is not a showstopper (e.g., this was the case for ARAT-RL).

The use of LLMs is becoming popular in software engineering research, especially in software testing [79]. However, from a scientific point of view, there can be major issues when LLMs are employed in empirical studies [74]. We strongly agree with the points raised by Sallou *et al.* [74]. Regarding fuzzing REST APIs, we argue that, if an LLM is needed, it should be able to run them locally. Otherwise, results might become impossible to replicate. Furthermore, costs of commercial LLMs might end up in the order of hundreds or thousands of dollars in large empirical studies, which is not a viable approach when comparing with fuzzers that can be run on a laptop for no extra cost. Experiments using commercial LLMs can still be useful, but there should always be the option to rather use a locally run one.

Regarding the ability of generating *executable test cases* (e.g., in JUnit or PyTest formats), it should be obvious. However, shockingly, it is not. We will go back on this point in more details in Section 6.2.

We use Python scripts to generate a set of experiments using the different tools and APIs, each one instantiated with a different Bash script. For example, given 1 Python script to setup experiments on 6 tools on 36 API with 10 repetitions, such Python script will create $6 \times 36 \times 10 = 2160$ Bash scripts as output, each one using different TCP ports. Those scripts can then be run in parallel (e.g., 15 at a time) using a scheduler for Bash scripts.

For each tool in the empirical analysis, the Python script needs custom information to run it. Figure 14 shows such an example for ARAT-RL. Those custom configurations only need as input (Line 1) information about the API (e.g., name and format for its schema) as well as the port of where the API will be run. *All* tools take as input in these custom configurations exactly the same type of information (e.g., the object `sut` and the numeric value `port`). Each tool is started with a forced timeout (Line 9). Then, in the specific case of ARAT-RL, it takes as input three parameters. Using the environmental variable `WFD_DIR` pointing to where WFD is installed, the first input information is used to locate the OpenApi schema for that API (Line 11). Then, the `port` is used to specify where the API will run (Line 12), followed by how long the fuzzer will be left running, i.e., 1 hour (Line 13).

How the API is started with Docker Compose (`getScriptHead` at Line 19) and stopped (`getScriptFooter` at Line 21) are exactly the same for all tools. The starting of Docker Compose takes as input the same `port` number, to make sure the tool can call the API on the right address. If the tool supports authentication

```

1 def createScriptForARATRL(sut, port):
2     tool = ARAT_RL
3
4     logs = getLogFile("tool", tool, sut.name, port)
5     testdir = getTestDir(tool, sut.name, port)
6
7     start_tool_command = "mkdir -p \" + testdir + "\" \\n"
8     start_tool_command += "pushd \" + testdir + "\" \\n\\n"
9     start_tool_command += TIMEOUT_COMMAND + " "
10    start_tool_command += "py \" + ARAT_RL_LOCATION + "\" \\n\\n"
11    start_tool_command += "\" + WFD_DIR + "/openapi-swagger/" + sut.name + ". "+sut.
12    schemaformat + "\" \\n\\n"
13    start_tool_command += " http://localhost:" + str(port) + " \\n\\n"
14    start_tool_command += " " + str(MAX_TIME_SECONDS) + " \\n\\n"
15    start_tool_command += getRedirectLog(logs)
16    start_tool_command += "\\n\\n"
17    start_tool_command += getReportTimeout(logs) + "\\n\\n"
18    start_tool_command += "popd \\n\\n"
19
20    code = (getScriptHead(port, tool, sut, EXEC_ONLINE_DIR)
21            + start_tool_command
22            + getScriptFooter(port, tool, sut, EXEC_ONLINE_DIR, JACOBO_ONLINE_DIR))
23    writeScript(SCRIPT_DIR, code, port, tool, sut)

```

Figure 14: Custom configurations to run experiments with ARAT-RL.

credentials in WFC format, those will be located under the `$WFD_DIR/auth` folder.

If a tool fulfills the requirements expressed in Figure 13, then adding a new tool to this experiment infrastructure becomes simple, regardless of the APIs present in WFD, as it would just require to write a Python function such as the one in Figure 14.

6 Empirical Study

To showcase the use of WFC and WFD we have carried out a series of experiments on all the 36 APIs in WFD. The selection of fuzzers to compare is based on the guidelines previously discussed in Sections 5.3 and 5.4.

First, we selected EVOMASTER. This is not only because it is our own tool, and because it is currently the first that supports the WFC introduced in this article. One other main reason is that it seems the one that gave the best results in *independent* studies [57, 75]. For example, Kim *et al.* [57] wrote: “*In one hour, the best-performing tool (EvoMasterWB) achieved ... The other black-box tools achieved lower coverage; the best-performing tool among them is EvoMasterBB*”. Sartaj *et al.* [75] wrote: “*Notably, EvoMaster-BB demonstrated superior performance over all REST API testing tools*”. Note that in these quotes “BB” refers to black-box, whereas “WB” refers to white-box. Currently, EVOMASTER is the only existing tool that support white-box testing of JVM-based APIs. In this paper, we only use its black-box version, and make no experiments with its white-box version.

Considering their number of stars on GitHub, RESTler and Schemathesis seem the most popular fuzzers in industry, considering over 2 700 and 2 600 stars, respectively, at the time of writing. As such, we included these fuzzers in our experiments in this paper.

Regarding the most recent work on REST API fuzzing, Table 1 shows that, at the time of writing in the middle of 2025, there have been 6 newly proposed fuzzers so far in 2025: APIRL [41], ASTRA [77], AutoRestTest [56], EmRest [83], LLamaRestTest [55] and LogiaAgent [84]. Based on the guidelines outlined in Section 5.3, ASTRA [77] and LogiaAgent [84] were excluded because they are not available. AutoRestTest [56] was excluded because it requires a commercial subscription to an LLM called ChatGPT. We also excluded APIRL, as it does not enable specifying where the API is up and running. This left us with EmRest [83] and LLamaRestTest [55], which fulfill all the requirements outlined in Section 5.3.

In one of our recent work [45] on white-box testing of REST APIs that use MongoDB, we carried out fuzzer comparisons including the fuzzer ARAT-RL [54]. This fuzzer provided the best results on 2 APIs in such a study, surprisingly even compared to white-box fuzzing. As such, we decided to include ARAT-RL [54] as well in our empirical study in this paper.

Based on this selection, we ended up with 6 fuzzers to compare: EVOMASTER, RESTler, Schemathesis, EmRest, LLamaRestTest and ARAT-RL. We argue these are a good representative of the current state-of-the-art in fuzzing REST APIs.

We ran each one of the 6 fuzzers on each of the 36 APIs in WFD for 1 hour (with a forced safety timeout of 90 minutes, although, looking at the logs, it seems such timeout was never reached in any of the experiments).

Table 4: Average results, out of 10 runs, for 2xx endpoint coverage percentage over the 6 compared fuzzers, on all the 36 APIs. On each API, tool are compared by rank, where rank 1 is the best. Rank values are presented in ‘()’ parentheses after the average values. In case of ties, ranks are averaged. The best fuzzers on each API are highlighted in bold.

SUT	ARAT-RL	EmRest	EvoMaster	LLamaRestTest	RESTler	Schemathesis
<i>bibliothek</i>	0.0 (4.5)	0.0 (4.5)	6.9 (2.0)	0.0 (4.5)	0.0 (4.5)	12.5 (1.0)
<i>blogapi</i>	15.1 (3.5)	20.9 (2.0)	21.8 (1.0)	6.9 (6.0)	15.1 (3.5)	9.9 (5.0)
<i>catwatch</i>	0.0 (5.0)	0.0 (5.0)	38.7 (3.0)	0.0 (5.0)	39.1 (1.5)	39.1 (1.5)
<i>cwa-verification</i>	0.0 (4.5)	0.0 (4.5)	60.0 (1.0)	0.0 (4.5)	0.0 (4.5)	20.0 (2.0)
<i>erc20-rest-service</i>	0.0 (4.5)	0.0 (4.5)	6.7 (2.0)	0.0 (4.5)	0.0 (4.5)	6.9 (1.0)
<i>familie-ba-sak</i>	0.0 (4.5)	0.0 (4.5)	2.2 (1.0)	0.0 (4.5)	0.0 (4.5)	1.9 (2.0)
<i>features-service</i>	0.0 (4.5)	0.0 (4.5)	88.9 (1.0)	0.0 (4.5)	0.0 (4.5)	29.2 (2.0)
<i>genome-nexus</i>	0.0 (5.0)	0.0 (5.0)	72.5 (1.0)	0.0 (5.0)	47.8 (3.0)	64.3 (2.0)
<i>gestaohospital</i>	57.5 (2.0)	0.0 (5.5)	66.0 (1.0)	35.5 (3.0)	0.0 (5.5)	4.4 (4.0)
<i>http-patch-spring</i>	22.9 (3.0)	0.0 (6.0)	100.0 (1.0)	16.7 (4.0)	66.7 (2.0)	14.8 (5.0)
<i>language-tool</i>	0.0 (4.5)	0.0 (4.5)	90.0 (1.0)	0.0 (4.5)	50.0 (2.0)	0.0 (4.5)
<i>market</i>	13.8 (4.0)	0.0 (6.0)	70.2 (1.0)	15.4 (2.5)	15.4 (2.5)	5.4 (5.0)
<i>microcks</i>	0.0 (4.5)	0.0 (4.5)	46.9 (1.0)	0.0 (4.5)	0.0 (4.5)	19.1 (2.0)
<i>ocvn</i>	0.0 (4.5)	0.0 (4.5)	80.2 (1.0)	0.0 (4.5)	0.0 (4.5)	6.7 (2.0)
<i>ohsome-api</i>	0.0 (4.0)	0.0 (4.0)	19.6 (1.0)	0.0 (4.0)	0.0 (4.0)	0.0 (4.0)
<i>pay-publicapi</i>	0.0 (3.5)	0.0 (3.5)	0.0 (3.5)	0.0 (3.5)	0.0 (3.5)	0.0 (3.5)
<i>person-controller</i>	0.0 (5.0)	0.0 (5.0)	44.4 (1.0)	0.0 (5.0)	25.0 (3.0)	25.9 (2.0)
<i>proxyprint</i>	0.0 (4.5)	0.0 (4.5)	75.1 (1.0)	0.0 (4.5)	0.0 (4.5)	20.4 (2.0)
<i>quartz-manager</i>	0.0 (4.0)	0.0 (4.0)	63.6 (1.0)	0.0 (4.0)	0.0 (4.0)	0.0 (4.0)
<i>reservations-api</i>	0.0 (4.0)	0.0 (4.0)	25.4 (1.0)	0.0 (4.0)	0.0 (4.0)	0.0 (4.0)
<i>rest-ncs</i>	0.0 (5.0)	0.0 (5.0)	100.0 (1.0)	0.0 (5.0)	83.3 (2.0)	45.0 (3.0)
<i>rest-news</i>	0.0 (5.0)	0.0 (5.0)	85.7 (1.0)	0.0 (5.0)	28.6 (2.5)	28.6 (2.5)
<i>rest-scs</i>	87.5 (3.5)	0.0 (6.0)	100.0 (1.0)	87.5 (3.5)	90.0 (2.0)	77.8 (5.0)
<i>restcountries</i>	0.0 (5.0)	100.0 (1.0)	87.4 (2.0)	0.0 (5.0)	8.0 (3.0)	0.0 (5.0)
<i>scout-api</i>	0.0 (4.5)	0.0 (4.5)	91.4 (1.0)	0.0 (4.5)	16.3 (2.0)	0.0 (4.5)
<i>session-service</i>	88.9 (2.0)	0.0 (6.0)	50.0 (3.5)	93.8 (1.0)	50.0 (3.5)	22.5 (5.0)
<i>spring-actuator-demo</i>	80.0 (5.0)	0.0 (6.0)	100.0 (1.5)	90.0 (3.0)	100.0 (1.5)	87.5 (4.0)
<i>spring-batch-rest</i>	71.1 (1.0)	0.0 (5.5)	60.0 (2.5)	53.3 (4.0)	0.0 (5.5)	60.0 (2.5)
<i>spring-ecommerce</i>	0.0 (5.0)	0.0 (5.0)	40.7 (1.0)	0.0 (5.0)	22.2 (2.0)	16.7 (3.0)
<i>spring-rest-example</i>	0.0 (4.5)	0.0 (4.5)	44.4 (1.5)	0.0 (4.5)	44.4 (1.5)	0.0 (4.5)
<i>swagger-petstore</i>	0.0 (5.0)	78.9 (3.0)	81.6 (2.0)	0.0 (5.0)	89.5 (1.0)	0.0 (5.0)
<i>tiltaksgjennomforing</i>	0.0 (4.0)	0.0 (4.0)	8.9 (1.0)	0.0 (4.0)	0.0 (4.0)	0.0 (4.0)
<i>tracking-system</i>	0.0 (4.5)	0.0 (4.5)	72.1 (1.0)	0.0 (4.5)	19.6 (2.0)	0.0 (4.5)
<i>user-management</i>	60.7 (3.0)	0.0 (6.0)	68.3 (1.0)	67.1 (2.0)	38.1 (4.0)	21.2 (5.0)
<i>webgoat</i>	0.0 (4.0)	0.0 (4.0)	75.4 (1.0)	0.0 (4.0)	0.0 (4.0)	0.0 (4.0)
<i>youtube-mock</i>	0.0 (4.0)	0.0 (4.0)	12.5 (1.0)	0.0 (4.0)	0.0 (4.0)	0.0 (4.0)
Average	13.8 (4.1)	5.6 (4.6)	57.2 (1.4)	12.9 (4.2)	23.6 (3.3)	17.8 (3.4)
Median	0.0 (4.5)	0.0 (4.5)	64.8 (1.0)	0.0 (4.5)	11.5 (3.5)	8.4 (4.0)
Friedman Test	$\chi^2 = 90.170$, $p\text{-value} = < 0.001$					

Each experiment was repeated 10 times to take into account the randomness of these tools. In total, this required $6 \times 36 \times 10 = 2160$ experiments, for roughly 90 days of computation if run in sequence. Between logs, tests and coverage results, more than 300GB of data was generated in these experiments.

Experiments were run in parallel (15 at a time) on a high level server machine with 200GB of RAM, using Windows 11. Unfortunately, it seems like that EmRest does not work on Windows, due to binary dependencies. Experiments for EmRest were hence run on MacBook Pro with 128GB of RAM. However, due to its M4 chip, it turned out that 2 out of 36 APIs in WFD (i.e., *genome-nexus* and *ocvn*) cannot run on it, due to Docker dependencies (i.e., specific versions of MongoDB) that have no valid images for that target architecture.

Authentication information was provided in the WFC format presented in this paper, which is currently supported only by EVOMASTER. Technically, this gives EVOMASTER a possibly unfair advantage over other tools that have their own custom methods for authentication, like RESTler and Schemathesis. The use of a standardized way to provide authentication information, like the WFC format, is one of the main messages we want to promote in this work. Note that EmRest, LLamaRestTest and ARAT-RL have no support for authentication (recall Table 1). However, our goal in this study is not to show which tool is best, but rather to show what kind of results can be obtained when using WFD as case study.

To compare the fuzzers, we used 3 different metrics: (1) percentage of endpoints for which at least 1 test case has HTTP response in the 2xx range (using `mitmproxy`); (2) number of endpoints in which at least one response with HTTP status code 500 was obtained (using `mitmproxy`); (3) achieved line code coverage (measured with

6.1 Result Analysis

Table 4 shows results for the first metric on 2xx coverage, Table 5 for fault detection of 500 responses, and finally Table 6 shows the code coverage results. To show if there is any statistical difference among the 6 compared fuzzers, a Friedman Test is executed.

In these experiments, it would appear that EVOMASTER gives the best results, followed by Schemathesis and RESTler having similar results. When showing results on a set of different tools, then it is also import to show pair-wise comparisons with more in details statistical analysis. For example, Table 7 shows a pair-comparison for JaCoCo results between EVOMASTER and Schemathesis. On each API, we shows Vargha-Delaney \hat{A}_{12} statistics, with p-values for Mann-Whitney-Wilcoxon U-tests, following the guidelines in [8]. For reason of space, we do not provide such kind of table for each paired tool and target metric.

Based on the results of these experiments, caution needs to be taken. Not only EVOMASTER gives better results, but also by a very large margin. Considering that the work on ARAT-RL [54], EmRest [83] and LLamaRestTest [55] claimed better results compared to EVOMASTER, we need to analyze the discrepancies in these results.

The first possible issue is that tools might be misconfigured. However, it does not seem the case here. Each tool gave the best results on at least 1 API. If they were misconfigured, that would unlikely happen. There is no specific, custom configuration per API (e.g., recall the script in Figure 14), and all tools get exactly the same information as input.

At the time of writing, ARAT-RL has not been updated in 2 years. On the other hand, EmRest [83] and LLamaRestTest [55] are among the most recent published works. As these three tools are unable to handle authentication credentials, it is not surprising that they perform worse when real-world APIs requiring authentication are used in the empirical studies. However, they provide worse results compared to RESTler and Schemathesis, even though those are not configured with customized authentication credentials. Interestingly, LLamaRestTest [55] compared with RESTler (but not Schemathesis), and EmRest [83] compared with Schemathesis (but not RESTler), stating to provide better results. Although we are potentially biased in the analysis of EVOMASTER, as we are its authors, we have no known, specific bias regarding RESTler [23] and Schemathesis [49].

By looking at the logs of these tools, and by considering the properties of WFD, these results are rather obvious in hindsight. In most of the runs, those tools either crashed or were not able to make any calls. It is not in the scope of this paper to analyse the specific reasons for each of the $5 \times 36 = 180$ different cases. However, a random selection of some of those logs pointed out two common issues:

- Few of these tools assume the OpenAPI schemas to be 100% valid. As APIs can have faults, schemas can have to. This is not a hypothetical issue, as it happens quite often. Robust fuzzers can still try to generate valuable tests even if there are some minor issues in the schema. Straight out crashing without making any HTTP call is not a viable approach for the use of fuzzing in industry [15].
- What endpoints can be called in an API is not necessarily trivial. In OpenAPI schemas, there is an array field called `path` with such information. However, those endpoints might have a common prefix, defined elsewhere, that needs to be added on each call. In version 2 of the OpenAPI schema, there is an optional field called `basePath`. It might be left empty, or with default value `/`. However, in cases like *languageTool*, it has the value `/v2`. On the other hand, in version 3 of OpenAPI, such info is under `servers.url`. This could be a path entry (e.g., like `/api/v3` for *swagger-petstore*) or a full URL (e.g., like `http://localhost:8080/rest` for *restcountries*). If a tool is not able to automatically infer the right path prefix from the schema, then it will not be able to make any valid call.

These issues are technical, and have little to do with research. Robust fuzzers, under development for years, and used by thousands of people in industry, have higher chances to work fine on new APIs. On the other hand, academic prototypes might straight out crash as soon as used on a different SUT from their original studies. Creating a basic corpus like EMB, and now WFD, is aimed to avoid this kind of issues in future studies. Otherwise, if one wants to show better results compared to the most recent state-of-the-art in academic prototypes, a simple approach is to simply choose a different set of APIs for experiments.

As the author of EVOMASTER, we are biased in this study. The reason is straightforward: although we have not purposely defined any technique or heuristics tailored to any API in WFD, we made sure that, if there was any crash, we fixed them before finalizing the experiments. Bugs in EVOMASTER that show up in WFD might happen as well for the APIs of thousands of practitioners in industry that download and use the EVOMASTER. As such, we have a strong incentive to fix all these found issues. As EMB/WFD are publicly available, with EMB open-source since 2017, any fuzzer developer can use these APIs and verify their tools work reliably on them.

Even if the APIs were used in previous studies, what happens if only a subset is selected, cherry-picking APIs of interest, and discarding the rest based on some criterion? Table 8 shows a subset of the same results as Table 4 on HTTP 2xx coverage. However, this time we cherry-picked only 6 APIs. In terms of number of APIs, this is no different than what done for APIRL [41] or Morest [63]. Here, in this cherry-picked subset, Schemathesis gives the best results on average. We argue that, once a corpus such as WFD is employed, cherry-picking APIs is unsound. If there is any implicit bias in the selection of APIs for WFD, then, instead of removing APIs, new ones should be added to edge the potential bias, if any.

Note that the issue of selecting artifacts for experimentation is, technically speaking, a very well known issue in many scientific domains, not just in software engineering. A recent example on fuzz testing in which these issues are discussed is [81]. Here we provide more empirical evidence, specific to the fuzzing of REST APIs, to stress how serious the problem is, and how it has been handled in the literature.

Regarding fault detection, Table 5 shows the number of endpoints in which the HTTP status code 500 was returned. However, there are many more types of faults that can be detected with those fuzzers (recall Section 4.2). Table 9 shows the results of EVOMASTER based on the WFC format. Note that, out of the 12 automated oracles for REST APIs presented in the literature so far, EVOMASTER supports only 5. Those are based on HTTP 500 status code (F100), mismatches between schema and API responses (F101), and the three faults related to access policies violations (F204, F205 and F206) presented in [16]. Note that WFD has no manually injected faults. The reported faults in Table 9 are actual faults found in these APIs.

If in the future other fuzzers decide to support output summaries in WFC format, better comparisons among fuzzers for fault detection will be possible.

6.2 Test Generation

Table 7 shows a comparison between 2 fuzzers based on code coverage measured with JaCoCo. For the sake of discussion, which tools they are is not relevant. Let us just call them *X* and *Y*.

This type of comparisons, in which code coverage metrics are computed during the fuzzing session, is common in the literature. All studies in the literature of black-box fuzzing [47] have done this, as far as we know, including our own previous work on fuzzer comparisons [86]. However, in this paper we claim this kind of analysis is *biased*, and potential *misleading*, as we will argue in more details next.

Assume that, when running experiments on a local machine, an HTTP call takes 5 milliseconds (this of course will vary from API to API and hardware involved). During 1 hour, a fuzzer would be able to make 720 000 calls toward the API. In our experiments in this paper, we have seen cases of up to 572 000 calls within 1 hour (recall though that the APIs were running inside Docker, behind a mitmproxy instance, which might create some delay). No test engineer in their right state of mind would be interested in obtaining, as output of the fuzzer, a test suite containing more than half-million HTTP calls. Handling such gargantuan test files would be infeasible. Somehow, a fuzzer needs to output a small test suite, based on some criteria. What strategy to use would be up to each fuzzer. For example, if a fuzzer detects a fault based on some automated oracle (e.g., whether it is a 500 HTTP status code, or some security faults such as mass assignments [31]), tests revealing such faults could be saved for the final output test suite. However, *this does not work for code coverage metrics*.

Table 10 shows the results of EVOMASTER during the 1 hour fuzzing sessions (exactly the same data as in Table 7). However, this time EVOMASTER is compared with the execution of the Python test cases it *generated*, on each API. To avoid bias, the approach of computing code metrics is the same as described in Section 6. In other words, for each SUT, we started the API with Docker Compose, run all the generated test cases (e.g., using commands such as `py -m pytest <folder>`), collect coverage metrics with JaCoCo, and then stop Docker Compose. As we can see in Table 10, results of the generated test cases are much worse. Average coverage drops from 45.5% to 37.1%.

There can be few explanations to explain these results. First, there could be faults in the tool itself, in which the generated test files are erroneous. But, from a scientific point, the “elephant-in-the-room” is that, in black-box testing, you have no access to code metrics. Running an API with JaCoCo is done just for scientific reasons, as higher code coverage can lead to more effective regression test suites. If a new sampled test case leads to cover more code, the fuzzer would have no direct way to determine it. However, if in practical scenarios one would measure code coverage, and use such results to select which test suites to generate as output, then it would no longer be *black-box* testing, but rather *grey-box* testing. And, in these cases, more advanced and performant techniques like *white-box* testing could be used [7]. In other words, tables such as Table 7 make little sense in a black-box context. Measuring code coverage is important, but it should be calculated on the generated tests, and not during the fuzzing sessions. What strategies to design to increase the code coverage of the *small*, final test suites, *without computing code coverage*, is an important research problem that has been ignored in the literature of fuzzing REST APIs.

Unfortunately, how code coverage is used in comparisons is not the only problem. Table 11 shows the status results collected by executing the tests with PyTest (using the option `--junitxml` to collect this data). Considering an average of 151.7 tests generated per API, and 36 APIs with 10 repetitions per experiment, a

total of 54 600 test cases were generated. In these tests, none were skipped (there would be no much point for a fuzzer to generate tests and then mark them as disabled), and very few crashed due to runtime errors. However, 20% of these tests failed due to failing assertions. In the generated tests, fuzzers such as EVOMASTER add assertions on the responses received from each HTTP call, to capture the current behavior of the API. These include assertions on the returned HTTP status codes, and assertions on the content of body payloads of the responses. This is done to enable the generated tests to be used for regression testing.

It is not in the goals of this paper to provide an in-depth analysis of why, for each of the more than 10 000 tests that failed, they failed. However, a first look at some of those failures point to a few different reasons. The easiest to spot are assertions on time-related properties (e.g., time-stamps). Those are flaky. However, few test cases fail due to receiving a different status code. This is not unexpected. A test case that returns a successful 204 status code on a DELETE operation, for a resource that was part of the initializing data for the database, might return a different 404, not found status code, when executed after another test case that deletes that same resource first. Such tests that depend on test execution order will fail. In this particular case, to be usable for practitioners in industry, tests that delete resources should make sure such resources are created in the same test (e.g., with a previous POST operation). This kind of issue will not be visible if the generated tests are ignored in the experiments.

An option to avoid having failing assertions would be to not generate any assertion in the first place. But assertions are needed for practitioners. In experiments, and in tool comparisons, there is a need to evaluate the presence and quality of the assertions in the generated tests. In the literature of software testing research, there is already a solution for this problem: *mutation testing* [52]. However, to the best of our knowledge, no empirical study in the literature of fuzzing REST APIs has carried out any kind of mutation testing analysis. This is a problem that needs to be addressed in the literature. However, mutation testing tools aimed at unit testing (e.g., like PIT [28]) might not be ideal for system testing, especially for REST APIs. There might be avenues for novel research in mutation testing for this specific domain.

Table 10 shows the coverage results of the tests generated by EVOMASTER. Regarding the tests generated by the other tools in this study, there are none. Some tools might generate some report with some information and logs of the calls, but no executable, automated test case with assertions on the returned status codes and payloads. In the case of Schemathesis, it reports `curl` commands in its console logs to be able to replicate its requests. Note however that, besides EVOMASTER, other fuzzers in the literature are able to generate executable test cases, like for example RestTestGen [78].

7 Discussion

In this paper, we have discussed three major issues related to the use and comparisons of fuzzers for REST APIs: authentication, fault categorization and case study selection. We have provided working solutions in the form of WFC, using general schema definitions and open-source library support. These techniques are implemented as part of state-of-the-art tool EVOMASTER, but they can be applied to any REST API fuzzer.

To enable sound empirical comparisons, we presented WFD, a collection of 36 REST APIs with all the scaffolding needed to run experiments using WFC. This corpus of APIs and scaffolding support builds on top of the existing EMB corpus.

To show the usefulness of WFC and WFD, we carried out an empirical study with 6 existing fuzzers, representing the current state-of-the-art in fuzzing REST APIs. There have been potential issues on how comparisons have been carried out in the literature. We have discussed these issues and provided working solutions to address them. In this section, to improve the quality and rigour of future studies in software testing research, we summarize these discussions.

API Selection. When comparing with an existing tool *X*, ideally should use a superset of the APIs used in the original study of *X*. Excluding APIs due to potential selection bias might rise concerns about simply masking worse performance of a new proposed technique. To address bias concerns regarding API selection, new APIs should be added in each new study from different research teams. WFD has been created to address this issue, by collecting all Java open-source APIs used in previous studies, plus several new ones.

Tool Usability. Comparing a novel technique with existing tools is important for scientific research. However, to be used for comparisons, a tool should have some basic usability features, as we list in Figure 13. If not, it should be fair to exclude a tool from empirical comparisons. Developers of new fuzzers should aim to support these basic features, as several existing fuzzers already do.

Authentication. Real-world applications use authentication. Not supporting authentication in a fuzzer would make it perform poorly on any realistic case study in which real-world APIs are used. Authentication is a critical aspect for applications in industry. However, there is no common mechanism or standard to share authentication information among fuzzers. Each tool has its own custom mechanism, if any, which makes setting up experiments much more complex than it could be. To address this issue, the WFC authentication format has been presented in this paper. We invite the authors of other fuzzers to support WFC as well, to enable future

comparisons on WFD.

Fault Comparisons. Comparing fuzzers only on faults of type HTTP status 500 would ignore all other kinds of faults that these fuzzers can find, especially critical ones related to security failures. The presented WFC provides a standardized way to report these faults. However, as these values are “self-reported”, care needs to be taken when using such data to compare fuzzers. Still, they can provide useful extra information.

Test Generation. Test engineers in industry would use the tests generated by the fuzzers. It does not matter what a fuzzer can find during its fuzzing session, if then no generated test given to the engineers can reproduce it. As such, comparisons among tools must be carried out based on the generated tests. None of the existing studies in the literature has done this, which led to keep hidden some important research challenges (e.g., how to best select the final test suites, how to deal with flaky assertions, how to deal with mutable state and test dependencies). A tool could provide tests in multiple different formats and programming languages, based on the preferences of users. To simplify comparisons, it would be best if there was a common, widely accepted format for the generated test suites, which each fuzzer in the literature would support (regardless of the programming language the fuzzer is implemented with). In this paper, we argue for Python for the test suite outputs for black-box testing (of course, a fuzzer could support other formats as well).

8 Threats To Validity

When comparing tools, there is always a chance of misunderstanding their documentation (if any is provided), or misusing them by mistake. This could impact the final results, and the conclusions drawn from them. As such, it is important to make available all used scripts in the experiments, as we do in this study.

To take into account the randomness of the employed fuzzers, each experiment was repeated 10 times. Results were analyzed using statistical methods, following common guidelines in the research literature [8]. In particular, we used the Friedman Test, the \hat{A}_{12} Vargha-Delaney effect size, and the Mann-Whitney-Wilcoxon U-test.

As far as we know, with WFD this is the largest study of fuzzing open-source REST APIs in the literature to date [47]. Still, results on 36 open-source APIs might not generalize to other APIs, especially the ones developed in industry. Selecting and setting-up APIs for experimentation takes a considerable amount of time. One of the arguments we made in this paper is that, ideally, to reduce the impact of these issues such process should be community-driven.

Our analyses and discussions have been focused on testing REST APIs. However, several of these highlights would likely apply to other research domains, e.g., when discussing how to select artifacts for experimentation.

9 Conclusions

In this paper, we have presented Web Fuzzing Commons (WFC) and Web Fuzzing Dataset (WFD). WFC provides the necessary schemas and tool support to enable specifying authentication information and report detected faults in a reliable manner. WFD is a selection of 36 REST APIs, with all scaffolding needed to run experiments, including authentication information in WFC format.

To show the use of WFC and WFD, we have provided the largest study in the literature in terms of employed open-source APIs. We compared six state-of-the-art fuzzers: ARAT-RL, EmRest, EVOMASTER, LLamaRestTest, RESTler and Schemathesis.

Our goal in this study was not to identify which tool or technique performs best, but rather to point out some concerns regarding the carrying out of empirical studies done in the literature. To address these concerns, we have provided a list of actionable guidelines. With this work, we aim at improving future studies on this topic.

In future work, we will extend the classification of faults in WFC each time new oracles are presented in the literature. When new empirical studies will use open-source Java/Kotlin APIs not present in WFD, we will see to add them to WFD.

Both WFC³² and WFD³³ are open-source on GitHub, with each release automatically uploaded to Zenodo (e.g., [22, 21]).

All employed fuzzers in our empirical study are open-source. To learn more about EVOMASTER, visit its website at www.evomaster.org

Acknowledgments

This work is funded by the European Research Council (ERC) under the European Union’s Horizon 2020 research and innovation programme (EAST project, grant agreement No. 864972). Man Zhang is supported

³²<https://github.com/WebFuzzing/Commons>

³³<https://github.com/WebFuzzing/Dataset>

References

- [1] [n.d.]. APIs.guru. <https://apis.guru/>. Online, Accessed August 6, 2024.
- [2] [n.d.]. RapidAPI. <https://rapidapi.com/>. Online, Accessed August 6, 2024.
- [3] Dario Amoroso d’Aragona, Alexander Bakhtin, Xiaozhou Li, Ruoyu Su, Lauren Adams, Ernesto Aponte, Francis Boyle, Patrick Boyle, Rachel Koerner, Joseph Lee, et al. 2024. A dataset of microservices-based open-source projects. In *Proceedings of the 21st International Conference on Mining Software Repositories*. 504–509.
- [4] Andrea Arcuri. 2017. RESTful API Automated Test Case Generation. In *IEEE International Conference on Software Quality, Reliability and Security (QRS)*. IEEE, 9–20.
- [5] Andrea Arcuri. 2018. Test suite generation with the Many Independent Objective (MIO) algorithm. *Information and Software Technology* 104 (2018), 195–206.
- [6] Andrea Arcuri. 2019. RESTful API Automated Test Case Generation with EvoMaster. *ACM Transactions on Software Engineering and Methodology (TOSEM)* 28, 1 (2019), 3.
- [7] Andrea Arcuri. 2020. Automated Black-and White-Box Testing of RESTful APIs With EvoMaster. *IEEE Software* 38, 3 (2020), 72–78.
- [8] A. Arcuri and L. Briand. 2014. A Hitchhiker’s Guide to Statistical Tests for Assessing Randomized Algorithms in Software Engineering. *Software Testing, Verification and Reliability (STVR)* 24, 3 (2014), 219–250.
- [9] Andrea Arcuri and Juan P. Galeotti. 2019. SQL Data Generation to Enhance Search-Based System Testing. In *Proceedings of the Genetic and Evolutionary Computation Conference (GECCO ’19)*. Association for Computing Machinery, New York, NY, USA, 1390–1398. <https://doi.org/10.1145/3321707.3321732>
- [10] Andrea Arcuri and Juan P Galeotti. 2020. Handling SQL databases in automated system test generation. *ACM Transactions on Software Engineering and Methodology (TOSEM)* 29, 4 (2020), 1–31.
- [11] Andrea Arcuri and Juan P Galeotti. 2020. Testability transformations for existing APIs. In *2020 IEEE 13th International Conference on Software Testing, Validation and Verification (ICST)*. IEEE, 153–163.
- [12] Andrea Arcuri and Juan P Galeotti. 2021. Enhancing Search-based Testing with Testability Transformations for Existing APIs. *ACM Transactions on Software Engineering and Methodology (TOSEM)* 31, 1 (2021), 1–34.
- [13] Andrea Arcuri and Juan P Galeotti. 2021. Enhancing Search-based Testing with Testability Transformations for Existing APIs. *ACM Transactions on Software Engineering and Methodology (TOSEM)* 31, 1 (2021), 1–34.
- [14] Andrea Arcuri, Philip Garrett, Juan Pablo Galeotti, and Man Zhang. 2025. Widening The Adoption of Web API Fuzzing: Docker, GitHub Action and Python Support for EvoMaster. In *Proceedings of the 33rd ACM International Conference on the Foundations of Software Engineering*. 1084–1088.
- [15] A. Arcuri, A. Poth, and O. Rrjolli. 2025. Introducing Black-Box Fuzz Testing for REST APIs in Industry: Challenges and Solutions. In *IEEE International Conference on Software Testing, Verification and Validation (ICST)*.
- [16] Andrea Arcuri, Omur Sahin, and Man Zhang. 2025. Fuzzing for Detecting Access Policy Violations in REST APIs. In *IEEE International Symposium on Software Reliability Engineering (ISSRE)*.
- [17] Andrea Arcuri, Man Zhang, and Juan Pablo Galeotti. 2024. Advanced White-Box Heuristics for Search-Based Fuzzing of REST APIs. *ACM Transactions on Software Engineering and Methodology (TOSEM)* (2024). <https://doi.org/10.1145/3652157>
- [18] Andrea Arcuri, Man Zhang, Amid Golmohammadi, Asma Belhadi, Juan P Galeotti, Bogdan Marculescu, and Susruthan Seran. 2023. EMB: A curated corpus of web/enterprise applications and library support for software testing research. In *2023 IEEE Conference on Software Testing, Verification and Validation (ICST)*. IEEE, 433–442.

- [19] Andrea Arcuri, Man Zhang, Susruthan Seran, Asma Belhadi, Juan Pablo Galeotti, Bogdan, Amid Golmohammadi, Onur Duman, Agustina Aldasoro, Philip, Alberto Martín López, Hernan Ghianni, Ömür Şahin, Annibale Panichella, Kyle Niemeyer, and Marcello Mageri. 2025. *WebFuzzing/EvoMaster: v3.4.0*. <https://doi.org/10.5281/zenodo.14597412>
- [20] Andrea Arcuri, Man Zhang, Susruthan Seran, Juan Pablo Galeotti, Amid Golmohammadi, Onur Duman, Agustina Aldasoro, and Hernan Ghianni. 2025. Tool report: EvoMaster—black and white box search-based fuzzing for REST, GraphQL and RPC APIs. *Automated Software Engineering* 32, 1 (2025), 1–11.
- [21] Andrea Arcuri, Man Zhang, Ömür Şahin, Amid Golmohammadi, Asma Belhadi, Susruthan Seran, Onur Duman, Juan Pablo Galeotti, Gebremariam Mesfin Assres, and Hernan Ghianni. 2025. *WebFuzzing/Dataset: v4.0.0*. <https://doi.org/10.5281/zenodo.16949375>
- [22] Andrea Arcuri and Ömür Şahin. 2025. *WebFuzzing/Commons: v0.1.0*. <https://doi.org/10.5281/zenodo.16948758>
- [23] Vaggelis Atlidakis, Patrice Godefroid, and Marina Polishchuk. 2019. RESTler: Stateful REST API Fuzzing. In *ACM/IEEE International Conference on Software Engineering (ICSE)*. 748–758.
- [24] Vaggelis Atlidakis, Patrice Godefroid, and Marina Polishchuk. 2020. Checking security properties of cloud service rest apis. In *IEEE International Conference on Software Testing, Verification and Validation (ICST)*. IEEE, 387–397.
- [25] Asma Belhadi, Man Zhang, and Andrea Arcuri. 2023. Random Testing and Evolutionary Testing for Fuzzing GraphQL APIs. *ACM Transactions on the Web* (2023).
- [26] Marcel Böhme, László Szekeres, and Jonathan Metzman. 2022. On the reliability of coverage-based fuzzer benchmarking. In *Proceedings of the 44th International Conference on Software Engineering*. 1621–1633.
- [27] Sujit Kumar Chakrabarti and Prashant Kumar. 2009. Test-the-rest: An approach to testing restful web-services. In *Future Computing, Service Computation, Cognitive, Adaptive, Content, Patterns, 2009. COMPUTATIONWORLD'09. Computation World:.* IEEE, 302–308.
- [28] Henry Coles, Thomas Laurent, Christopher Henard, Mike Papadakis, and Anthony Ventresque. 2016. PIT: a practical mutation testing tool for Java. In *ACM Int. Symposium on Software Testing and Analysis (ISSTA)*. ACM, 449–452.
- [29] Davide Corradini, Zeno Montolli, Michele Pasqua, and Mariano Ceccato. 2024. DeepREST: Automated Test Case Generation for REST APIs Exploiting Deep Reinforcement Learning. In *Proceedings of the 39th IEEE/ACM International Conference on Automated Software Engineering*. 1383–1394.
- [30] Davide Corradini, Zeno Montolli, Michele Pasqua, and Mariano Ceccato. 2024. *Replication package for the paper "DeepREST: Automated Test Case Generation for REST APIs Exploiting Deep Reinforcement Learning"*. <https://doi.org/10.5281/zenodo.13745242>
- [31] Davide Corradini, Michele Pasqua, and Mariano Ceccato. 2023. Automated black-box testing of mass assignment vulnerabilities in RESTful APIs. In *2023 IEEE/ACM 45th International Conference on Software Engineering (ICSE)*. IEEE, 2553–2564.
- [32] Davide Corradini, Amedeo Zampieri, Michele Pasqua, and Mariano Ceccato. 2021. Restats: A test coverage tool for RESTful APIs. In *2021 IEEE International Conference on Software Maintenance and Evolution (ICSME)*. IEEE, 594–598.
- [33] Davide Corradini, Amedeo Zampieri, Michele Pasqua, Emanuele Viglianisi, Michael Dallago, and Mariano Ceccato. 2022. Automated black-box testing of nominal and error scenarios in RESTful APIs. *Software Testing, Verification and Reliability* (2022), e1808.
- [34] Alix Decrop, Sara Eraso, Xavier Devroey, and Gilles Perrouin. 2025. A Public Benchmark of REST APIs. In *2025 IEEE/ACM 22nd International Conference on Mining Software Repositories (MSR)*. IEEE, 421–433.
- [35] Gelei Deng, Zhiyi Zhang, Yuekang Li, Yi Liu, Tianwei Zhang, Yang Liu, Guo Yu, and Dongjin Wang. 2023. {NAUTILUS}: Automated {RESTful}{API} Vulnerability Detection. In *32nd USENIX Security Symposium (USENIX Security 23)*. 5593–5609.
- [36] Sergio Di Meglio, Luigi Libero Lucio Starace, and Sergio Di Martino. 2023. Starting a New REST API Project? A Performance Benchmark of Frameworks and Execution Environments.. In *IWSM-Mensura*.

- [37] H. Do, S. Elbaum, and G. Rothermel. 2005. Supporting Controlled Experimentation with Testing Techniques: An Infrastructure and its Potential Impact. *Empirical Software Engineering* 10, 4 (2005), 405--435.
- [38] Wenlong Du, Jian Li, Yanhao Wang, Libo Chen, Ruijie Zhao, Junmin Zhu, Zhengguang Han, Yijun Wang, and Zhi Xue. 2024. Vulnerability-oriented testing for restful apis. In *33rd USENIX Security Symposium (USENIX Security 24)*. USENIX Association, 739--755.
- [39] Matúš Ferech and Pavel Tvrdík. 2023. Efficient fuzz testing of web services. In *2023 IEEE 23rd International Conference on Software Quality, Reliability, and Security (QRS)*. IEEE, 291--300.
- [40] Roy Thomas Fielding. 2000. *Architectural styles and the design of network-based software architectures*. Ph.D. Dissertation. University of California, Irvine.
- [41] Myles Foley and Sergio Maffei. 2025. APIRL: Deep Reinforcement Learning for REST API Fuzzing. In *Thirty-ninth Conference on Artificial Intelligence (AAAI 2025)*.
- [42] G. Fraser and A. Arcuri. 2012. Sound Empirical Evidence in Software Testing. In *ACM/IEEE International Conference on Software Engineering (ICSE)*. 178--188.
- [43] Gordon Fraser and Andrea Arcuri. 2014. A large-scale evaluation of automated unit test generation using EvoSuite. *ACM Transactions on Software Engineering and Methodology (TOSEM)* 24, 2 (2014), 8.
- [44] Gregory Gay and René Just. 2020. Defects4J as a challenge case for the search-based software engineering community. In *International Symposium on Search Based Software Engineering*. Springer, 255--261.
- [45] Hernan Ghianni, Man Zhang, Juan P Galeotti, and Andrea Arcuri. 2025. Search-Based Fuzzing For RESTful APIs That Use MongoDB. *arXiv preprint arXiv:2507.20848* (2025).
- [46] Amid Golmohammadi, Man Zhang, and Andrea Arcuri. 2023. .NET/C# instrumentation for search-based software testing. *Software Quality Journal* (2023), 1--27.
- [47] Amid Golmohammadi, Man Zhang, and Andrea Arcuri. 2023. Testing RESTful APIs: A Survey. *ACM Transactions on Software Engineering and Methodology* (aug 2023). <https://doi.org/10.1145/3617175>
- [48] Péter Gyimesi, Béla Vancsics, Andrea Stocco, Davood Mazinanian, Árpád Beszédes, Rudolf Ferenc, and Ali Mesbah. 2019. BugsJS: a benchmark of JavaScript bugs. In *2019 12th IEEE Conference on Software Testing, Validation and Verification (ICST)*. IEEE, 90--101.
- [49] Zac Hatfield-Dodds and Dmitry Dygalo. 2022. Deriving Semantics-Aware Fuzzers from Web API Schemas. In *2022 IEEE/ACM 44th International Conference on Software Engineering: Companion Proceedings (ICSE-Companion)*. IEEE, 345--346.
- [50] Ahmad Hazimeh, Adrian Herrera, and Mathias Payer. 2020. Magma: A ground-truth fuzzing benchmark. *Proceedings of the ACM on Measurement and Analysis of Computing Systems* 4, 3 (2020), 1--29.
- [51] Monica Hutchins, Herb Foster, Tarak Goradia, and Thomas Ostrand. 1994. Experiments on the effectiveness of dataflow-and control-flow-based test adequacy criteria. In *Proceedings of 16th International conference on Software engineering*. IEEE, 191--200.
- [52] Yue Jia and Mark Harman. 2011. An analysis and survey of the development of mutation testing. *IEEE Transactions on Software Engineering (TSE)* 37, 5 (2011), 649--678.
- [53] René Just, Darioush Jalali, and Michael D Ernst. 2014. Defects4J: A database of existing faults to enable controlled testing studies for Java programs. In *Proceedings of the 2014 International Symposium on Software Testing and Analysis*. 437--440.
- [54] Myeongsoo Kim, Saurabh Sinha, and Alessandro Orso. 2023. Adaptive rest api testing with reinforcement learning. In *2023 38th IEEE/ACM International Conference on Automated Software Engineering (ASE)*. IEEE, 446--458.
- [55] Myeongsoo Kim, Saurabh Sinha, and Alessandro Orso. 2025. LlamaRestTest: Effective REST API Testing with Small Language Models. In *ACM Symposium on the Foundations of Software Engineering (FSE)*.
- [56] Myeongsoo Kim, Tyler Stennett, Saurabh Sinha, and Alessandro Orso. 2025. A Multi-Agent Approach for REST API Testing with Semantic Graphs and LLM-Driven Inputs. *ACM/IEEE International Conference on Software Engineering (ICSE)* (2025).

- [57] Myeongsoo Kim, Qi Xin, Saurabh Sinha, and Alessandro Orso. 2022. Automated Test Generation for REST APIs: No Time to Rest Yet. In *Proceedings of the 31st ACM SIGSOFT International Symposium on Software Testing and Analysis (ISSTA 2022)*. Association for Computing Machinery, New York, NY, USA, 289–301. <https://doi.org/10.1145/3533767.3534401>
- [58] George Klees, Andrew Ruef, Benji Cooper, Shiyi Wei, and Michael Hicks. 2018. Evaluating fuzz testing. In *Proceedings of the 2018 ACM SIGSAC conference on computer and communications security*. 2123–2138.
- [59] Nuno Laranjeiro, João Agnelo, and Jorge Bernardino. 2021. A black box tool for robustness testing of REST services. *IEEE Access* 9 (2021), 24738–24754.
- [60] Tri Le, Thien Tran, Duy Cao, Vy Le, Tien N Nguyen, and Vu Nguyen. 2024. KAT: Dependency-aware automated API testing with large language models. In *2024 IEEE Conference on Software Testing, Verification and Validation (ICST)*. IEEE, 82–92.
- [61] Yuwei Li, Shouling Ji, Yuan Chen, Sizhuang Liang, Wei-Han Lee, Yueyao Chen, Chenyang Lyu, Chunming Wu, Raheem Beyah, Peng Cheng, et al. 2021. {UNIFUZZ}: A holistic and pragmatic {Metrics-Driven} platform for evaluating fuzzers. In *30th USENIX Security Symposium (USENIX Security 21)*. 2777–2794.
- [62] Zhuo Li, Yuechen Wu, Lei Ma, Xiaofei Xie, Yingfeng Chen, and Changjie Fan. 2022. GBGallery: A benchmark and framework for game testing. *Empirical Software Engineering* 27, 6 (2022), 1–27.
- [63] Yi Liu, Yuekang Li, Gelei Deng, Yang Liu, Ruiyuan Wan, Runchao Wu, Dandan Ji, Shiheng Xu, and Minli Bao. 2022. Morest: Model-based RESTful API Testing with Execution Feedback. In *ACM/IEEE International Conference on Software Engineering (ICSE)*.
- [64] Chenyang Lyu, Jiacheng Xu, Shouling Ji, Xuhong Zhang, Qinying Wang, Binbin Zhao, Gaoning Pan, Wei Cao, Peng Chen, and Raheem Beyah. 2023. MINER: A Hybrid Data-Driven Approach for REST API Fuzzing. In *32nd USENIX Security Symposium (USENIX Security 23)*. 4517–4534.
- [65] Bogdan Marculescu, Man Zhang, and Andrea Arcuri. 2022. On the Faults Found in REST APIs by Automated Test Generation. *ACM Transactions on Software Engineering and Methodology (TOSEM)* 31, 3 (2022), 1–43.
- [66] Alberto Martin-Lopez, Sergio Segura, and Antonio Ruiz-Cortés. 2021. RESTest: Automated Black-Box Testing of RESTful Web APIs. In *ACM Int. Symposium on Software Testing and Analysis (ISSTA)*. ACM, 682–685.
- [67] Jonathan Metzman, László Szekeres, Laurent Simon, Read Sprabery, and Abhishek Arya. 2021. FuzzBench: an open fuzzer benchmarking platform and service. In *Proceedings of the 29th ACM Joint Meeting on European Software Engineering Conference and Symposium on the Foundations of Software Engineering*. 1393–1403.
- [68] Miao Miao, Sriteja Kummita, Eric Bodden, and Shiyi Wei. 2025. Program Feature-Based Benchmarking for Fuzz Testing. *Proceedings of the ACM on Software Engineering* 2, ISSTA (2025), 527–549.
- [69] Sam Newman. 2021. *Building microservices*. ” O’Reilly Media, Inc.”.
- [70] Jiradet Ounjai, Valentin Wüstholtz, and Maria Christakis. 2023. Green fuzzer benchmarking. In *Proceedings of the 32nd ACM SIGSOFT International Symposium on Software Testing and Analysis*. 1396–1406.
- [71] Alexander Poth, Olsi Rrjolli, and Andrea Arcuri. 2025. Technology adoption performance evaluation applied to testing industrial REST APIs. *Automated Software Engineering* 32, 1 (2025), 5.
- [72] RV Rajesh. 2016. *Spring Microservices*. Packt Publishing Ltd.
- [73] Diptikalyan Saha, Devika Sondhi, Swagatam Haldar, and Saurabh Sinha. 2025. Rest API Functional Tester. In *Proceedings of the 18th Innovations in Software Engineering Conference*. 1–11.
- [74] June Sallou, Thomas Durieux, and Annibale Panichella. 2024. Breaking the silence: the threats of using llms in software engineering. In *Proceedings of the 2024 ACM/IEEE 44th International Conference on Software Engineering: New Ideas and Emerging Results*. 102–106.
- [75] Hassan Sartaj, Shaukat Ali, and Julie Marie Gjøby. 2024. REST API Testing in DevOps: A Study on an Evolving Healthcare IoT Application. *arXiv:cs.SE/2410.12547* <https://arxiv.org/abs/2410.12547>

- [76] Susruthan Seran, Man Zhang, Onur Duman, and Andrea Arcuri. 2025. Handling Web Service Interactions in Fuzzing with Search-Based Mock-Generation. *ACM Transactions on Software Engineering and Methodology* (2025).
- [77] Devika Sondhi, Ananya Sharma, and Diptikalyan Saha. 2025. Utilizing API Response for Test Refinement. *arXiv preprint arXiv:2501.18145* (2025).
- [78] Emanuele Viglianisi, Michael Dallago, and Mariano Ceccato. 2020. RESTTESTGEN: Automated Black-Box Testing of RESTful APIs. In *IEEE International Conference on Software Testing, Verification and Validation (ICST)*. IEEE.
- [79] Junjie Wang, Yuchao Huang, Chunyang Chen, Zhe Liu, Song Wang, and Qing Wang. 2024. Software testing with large language models: Survey, landscape, and vision. *IEEE Transactions on Software Engineering* 50, 4 (2024), 911–936.
- [80] Yu Wang and Yue Xu. 2024. Beyond REST: Introducing APIF for Comprehensive API Vulnerability Fuzzing. In *Proceedings of the 27th International Symposium on Research in Attacks, Intrusions and Defenses*. 435–449.
- [81] Dylan Wolff, Marcel Böhme, and Abhik Roychoudhury. 2025. Fuzzing: On Benchmarking Outcome as a Function of Benchmark Properties. *ACM Transactions on Software Engineering and Methodology* (2025).
- [82] Huayao Wu, Lixin Xu, Xintao Niu, and Changhai Nie. 2022. Combinatorial Testing of RESTful APIs. In *ACM/IEEE International Conference on Software Engineering (ICSE)*.
- [83] Lixin Xu, Huayao Wu, Zhenyu Pan, Tongtong Xu, Shaohua Wang, Xintao Niu, and Changhai Nie. 2025. Effective REST APIs Testing with Error Message Analysis. *Proceedings of the ACM on Software Engineering* 2, ISSTA (2025), 1978–2000.
- [84] Ke Zhang, Chenxi Zhang, Chong Wang, Chi Zhang, YaChen Wu, Zhenchang Xing, Yang Liu, Qingshan Li, and Xin Peng. 2025. LogiAgent: Automated Logical Testing for REST Systems with LLM-Based Multi-Agents. *arXiv preprint arXiv:2503.15079* (2025).
- [85] Man Zhang and Andrea Arcuri. 2021. Adaptive Hypermutation for Search-Based System Test Generation: A Study on REST APIs with EvoMaster. *ACM Transactions on Software Engineering and Methodology (TOSEM)* 31, 1 (2021).
- [86] Man Zhang and Andrea Arcuri. 2023. Open Problems in Fuzzing RESTful APIs: A Comparison of Tools. *ACM Transactions on Software Engineering and Methodology (TOSEM)* (may 2023). <https://doi.org/10.1145/3597205>
- [87] Man Zhang, Andrea Arcuri, Yonggang Li, Yang Liu, and Kaiming Xue. 2023. White-Box Fuzzing RPC-Based APIs with EvoMaster: An Industrial Case Study. *ACM Transactions on Software Engineering and Methodology* 32, 5 (2023), 1–38.
- [88] Man Zhang, Andrea Arcuri, Yonggang Li, Yang Liu, Kaiming Xue, Zhao Wang, Jian Huo, and Weiwei Huang. 2025. Fuzzing microservices: A series of user studies in industry on industrial systems with evomaster. *Science of Computer Programming* (2025), 103322.
- [89] Man Zhang, Andrea Arcuri, Piyun Teng, Kaiming Xue, and Wenhao Wang. 2024. Seeding and Mocking in White-Box Fuzzing Enterprise RPC APIs: An Industrial Case Study. In *Proceedings of the 39th IEEE/ACM International Conference on Automated Software Engineering*. 2024–2034.
- [90] Man Zhang, Asma Belhadi, and Andrea Arcuri. 2023. JavaScript SBST Heuristics To Enable Effective Fuzzing of NodeJS Web APIs. *ACM Transactions on Software Engineering and Methodology* (2023).

Table 5: Average results, out of 10 runs, for the number of endpoints in which at least on test case leading to an HTTP 500 status was generated. Results are presented for all the 6 compared fuzzers, on all the 36 APIs. On each API, tool are compared by rank, where rank 1 is the best. Rank values are presented in ‘()’ parentheses after the average values. In case of ties, ranks are averaged. The best fuzzers on each API are highlighted in bold.

SUT	ARAT-RL	EmRest	EvoMaster	LLamaRestTest	RESTler	Schemathesis
<i>bibliothek</i>	0.0 (3.5)	0.0 (3.5)	0.0 (3.5)	0.0 (3.5)	0.0 (3.5)	0.0 (3.5)
<i>blogapi</i>	22.0 (1.0)	14.3 (2.0)	11.1 (4.0)	9.1 (5.0)	8.0 (6.0)	11.6 (3.0)
<i>catwatch</i>	0.0 (5.0)	0.0 (5.0)	9.9 (2.0)	0.0 (5.0)	9.0 (3.0)	10.5 (1.0)
<i>cwa-verification</i>	0.0 (3.5)	0.0 (3.5)	0.0 (3.5)	0.0 (3.5)	0.0 (3.5)	0.0 (3.5)
<i>erc20-rest-service</i>	0.0 (4.5)	0.0 (4.5)	10.5 (2.0)	0.0 (4.5)	0.0 (4.5)	10.8 (1.0)
<i>familie-ba-sak</i>	0.0 (4.5)	0.0 (4.5)	15.0 (1.0)	0.0 (4.5)	0.0 (4.5)	13.3 (2.0)
<i>features-service</i>	0.0 (4.5)	0.0 (4.5)	13.0 (1.0)	0.0 (4.5)	0.0 (4.5)	10.5 (2.0)
<i>genome-nexus</i>	0.0 (3.5)	0.0 (3.5)	0.0 (3.5)	0.0 (3.5)	0.0 (3.5)	0.0 (3.5)
<i>gestaohospital</i>	9.2 (2.0)	0.0 (5.0)	0.0 (5.0)	13.3 (1.0)	0.0 (5.0)	1.8 (3.0)
<i>http-patch-spring</i>	4.5 (1.0)	0.0 (4.5)	0.0 (4.5)	2.2 (2.0)	0.0 (4.5)	0.0 (4.5)
<i>languagetool</i>	0.0 (4.0)	0.0 (4.0)	1.0 (1.0)	0.0 (4.0)	0.0 (4.0)	0.0 (4.0)
<i>market</i>	9.9 (2.0)	0.0 (6.0)	5.0 (3.0)	12.0 (1.0)	3.0 (5.0)	4.9 (4.0)
<i>microcks</i>	0.0 (4.5)	0.0 (4.5)	16.0 (1.0)	0.0 (4.5)	0.0 (4.5)	3.2 (2.0)
<i>ocvn</i>	0.0 (4.5)	0.0 (4.5)	138.0 (1.0)	0.0 (4.5)	0.0 (4.5)	4.2 (2.0)
<i>ohsome-api</i>	0.0 (3.5)	0.0 (3.5)	0.0 (3.5)	0.0 (3.5)	0.0 (3.5)	0.0 (3.5)
<i>pay-publicapi</i>	0.0 (5.5)	1.0 (3.0)	14.0 (1.0)	0.0 (5.5)	1.0 (3.0)	1.0 (3.0)
<i>person-controller</i>	0.0 (5.0)	0.0 (5.0)	8.9 (1.0)	0.0 (5.0)	7.0 (2.0)	6.2 (3.0)
<i>proxyprint</i>	0.0 (4.5)	0.0 (4.5)	44.8 (1.0)	0.0 (4.5)	0.0 (4.5)	12.3 (2.0)
<i>quartz-manager</i>	0.0 (4.0)	0.0 (4.0)	4.0 (1.0)	0.0 (4.0)	0.0 (4.0)	0.0 (4.0)
<i>reservations-api</i>	3.6 (1.0)	0.0 (5.0)	1.0 (3.0)	1.5 (2.0)	0.0 (5.0)	0.0 (5.0)
<i>rest-ncs</i>	0.0 (3.5)	0.0 (3.5)	0.0 (3.5)	0.0 (3.5)	0.0 (3.5)	0.0 (3.5)
<i>rest-news</i>	0.0 (4.0)	0.0 (4.0)	1.0 (1.0)	0.0 (4.0)	0.0 (4.0)	0.0 (4.0)
<i>rest-scs</i>	0.0 (3.5)	0.0 (3.5)	0.0 (3.5)	0.0 (3.5)	0.0 (3.5)	0.0 (3.5)
<i>restcountries</i>	0.0 (4.5)	1.0 (1.0)	0.9 (2.0)	0.0 (4.5)	0.0 (4.5)	0.0 (4.5)
<i>scout-api</i>	0.0 (4.5)	0.0 (4.5)	35.7 (1.0)	0.0 (4.5)	2.0 (2.0)	0.0 (4.5)
<i>session-service</i>	6.2 (2.0)	0.0 (6.0)	3.0 (3.0)	7.0 (1.0)	1.0 (4.0)	0.9 (5.0)
<i>spring-actuator-demo</i>	0.0 (4.0)	0.0 (4.0)	0.0 (4.0)	0.5 (1.0)	0.0 (4.0)	0.0 (4.0)
<i>spring-batch-rest</i>	3.0 (1.0)	0.0 (5.5)	1.0 (4.0)	2.2 (2.0)	0.0 (5.5)	1.1 (3.0)
<i>spring-ecommerce</i>	0.0 (5.0)	0.0 (5.0)	14.0 (1.0)	0.0 (5.0)	4.0 (2.0)	3.0 (3.0)
<i>spring-rest-example</i>	0.0 (5.0)	0.0 (5.0)	1.0 (1.5)	0.0 (5.0)	1.0 (1.5)	0.9 (3.0)
<i>swagger-petstore</i>	0.0 (4.5)	11.6 (2.0)	12.3 (1.0)	0.0 (4.5)	0.0 (4.5)	0.0 (4.5)
<i>tiltaksgjennomforing</i>	0.0 (4.0)	0.0 (4.0)	2.0 (1.0)	0.0 (4.0)	0.0 (4.0)	0.0 (4.0)
<i>tracking-system</i>	0.0 (3.5)	0.0 (3.5)	0.0 (3.5)	0.0 (3.5)	0.0 (3.5)	0.0 (3.5)
<i>user-management</i>	5.6 (2.0)	0.0 (5.5)	0.9 (3.5)	16.1 (1.0)	0.0 (5.5)	0.9 (3.5)
<i>webgoat</i>	0.0 (4.0)	0.0 (4.0)	31.1 (1.0)	0.0 (4.0)	0.0 (4.0)	0.0 (4.0)
<i>youtube-mock</i>	0.0 (3.5)	0.0 (3.5)	0.0 (3.5)	0.0 (3.5)	0.0 (3.5)	0.0 (3.5)
Average	1.8 (3.6)	0.8 (4.1)	11.0 (2.3)	1.8 (3.6)	1.0 (3.9)	2.7 (3.3)
Median	0.0 (4.0)	0.0 (4.2)	1.5 (2.0)	0.0 (4.0)	0.0 (4.0)	0.0 (3.5)
Friedman Test	$\chi^2 = 35.344, p\text{-value} = < 0.001$					

Table 6: Average results, out of 10 runs, for code coverage percentage, measured with JaCoCo, over the 6 compared fuzzers, on all the 36 APIs. As some code coverage is achieved by simply booting up the APIs, the *Base* configuration shows the results when no fuzzing is executed. On each API, tool are compared by rank, where rank 1 is the best. Rank values are presented in ‘()’ parentheses after the average values. In case of ties, ranks are averaged. The best fuzzers on each API are highlighted in bold.

SUT	Base	ARAT-RL	EmRest	EvoMaster	LLamaRestTest	RESTler	Schemathesis
<i>bibliothek</i>	32.9 (5.0)	32.9 (5.0)	32.9 (5.0)	37.5 (2.0)	32.9 (5.0)	32.9 (5.0)	39.3 (1.0)
<i>blogapi</i>	7.1 (7.0)	19.4 (2.5)	19.4 (2.5)	30.5 (1.0)	15.8 (6.0)	16.0 (4.0)	15.9 (5.0)
<i>catwatch</i>	9.4 (5.5)	9.4 (5.5)	9.4 (5.5)	43.8 (1.0)	9.4 (5.5)	34.7 (2.0)	31.2 (3.0)
<i>cwa-verification</i>	21.9 (5.0)	21.9 (5.0)	21.9 (5.0)	49.2 (1.0)	21.9 (5.0)	21.9 (5.0)	40.6 (2.0)
<i>erc20-rest-service</i>	7.9 (5.0)	7.9 (5.0)	7.9 (5.0)	24.3 (1.0)	7.9 (5.0)	7.9 (5.0)	23.4 (2.0)
<i>familie-ba-sak</i>	15.8 (4.5)	15.8 (4.5)	15.8 (4.5)	16.6 (1.0)	15.1 (7.0)	15.8 (4.5)	16.5 (2.0)
<i>features-service</i>	19.0 (5.0)	19.0 (5.0)	19.0 (5.0)	65.0 (1.0)	19.0 (5.0)	19.0 (5.0)	36.3 (2.0)
<i>genome-nexus</i>	12.8 (5.0)	12.8 (5.0)	0.0 (7.0)	31.7 (1.0)	12.8 (5.0)	24.4 (2.0)	21.1 (3.0)
<i>gestaohospital</i>	19.9 (6.5)	49.5 (2.0)	19.9 (6.5)	62.6 (1.0)	43.1 (3.0)	21.3 (5.0)	34.8 (4.0)
<i>http-patch-spring</i>	4.9 (6.5)	14.7 (3.5)	4.9 (6.5)	78.5 (1.0)	14.7 (3.5)	45.6 (2.0)	14.6 (5.0)
<i>languagetool</i>	1.3 (5.5)	1.3 (5.5)	1.3 (5.5)	10.8 (1.0)	1.3 (5.5)	1.9 (2.0)	1.7 (3.0)
<i>market</i>	7.0 (6.5)	13.7 (3.0)	7.0 (6.5)	25.8 (1.0)	14.4 (2.0)	12.5 (4.0)	11.5 (5.0)
<i>microcks</i>	3.1 (4.5)	3.1 (7.0)	3.1 (4.5)	12.2 (1.0)	3.1 (4.5)	3.1 (4.5)	5.8 (2.0)
<i>ocvm</i>	4.7 (6.0)	6.8 (4.0)	0.0 (7.0)	19.8 (1.0)	6.7 (5.0)	6.9 (3.0)	8.6 (2.0)
<i>ohsome-api</i>	6.1 (5.0)	6.1 (5.0)	6.1 (5.0)	33.1 (1.0)	6.1 (5.0)	6.1 (5.0)	13.6 (2.0)
<i>pay-publicapi</i>	9.0 (7.0)	13.8 (5.0)	15.7 (1.0)	14.7 (4.0)	10.6 (6.0)	15.3 (3.0)	15.4 (2.0)
<i>person-controller</i>	12.8 (5.5)	12.8 (5.5)	12.8 (5.5)	65.0 (1.0)	12.8 (5.5)	21.3 (2.0)	21.3 (3.0)
<i>proxyprint</i>	4.2 (5.0)	4.2 (5.0)	4.2 (5.0)	52.3 (1.0)	4.2 (5.0)	4.2 (5.0)	26.0 (2.0)
<i>quartz-manager</i>	34.4 (5.0)	34.4 (5.0)	34.4 (5.0)	50.1 (1.0)	34.4 (5.0)	34.4 (5.0)	36.7 (2.0)
<i>reservations-api</i>	21.1 (6.5)	25.6 (3.0)	21.1 (6.5)	39.8 (1.0)	24.5 (5.0)	27.2 (2.0)	25.0 (4.0)
<i>rest-ncs</i>	5.1 (5.5)	5.1 (5.5)	5.1 (5.5)	64.4 (1.0)	5.1 (5.5)	40.7 (2.0)	22.8 (3.0)
<i>rest-news</i>	13.9 (5.5)	13.9 (5.5)	13.9 (5.5)	84.4 (1.0)	13.9 (5.5)	42.4 (3.0)	44.4 (2.0)
<i>rest-scs</i>	4.7 (6.5)	57.5 (2.0)	4.7 (6.5)	65.1 (1.0)	55.9 (3.0)	52.9 (4.0)	47.6 (5.0)
<i>restcountries</i>	3.5 (5.5)	3.5 (5.5)	77.9 (1.0)	69.3 (2.0)	3.5 (5.5)	46.3 (3.0)	3.5 (5.5)
<i>scout-api</i>	12.0 (5.0)	12.0 (5.0)	12.0 (5.0)	40.2 (1.0)	12.0 (5.0)	16.5 (2.0)	12.0 (5.0)
<i>session-service</i>	21.4 (6.5)	80.5 (2.0)	21.4 (6.5)	57.9 (3.0)	85.5 (1.0)	50.9 (4.0)	49.1 (5.0)
<i>spring-actuator-demo</i>	67.7 (6.5)	84.2 (4.0)	67.7 (6.5)	87.1 (1.0)	85.2 (2.0)	80.6 (5.0)	84.7 (3.0)
<i>spring-batch-rest</i>	15.0 (6.0)	31.5 (2.0)	15.0 (6.0)	34.3 (1.0)	29.4 (4.0)	15.0 (6.0)	30.2 (3.0)
<i>spring-ecommerce</i>	14.2 (5.5)	14.2 (5.5)	14.2 (5.5)	41.0 (1.0)	14.2 (5.5)	33.0 (2.0)	21.5 (3.0)
<i>spring-rest-example</i>	11.1 (5.5)	11.1 (5.5)	11.1 (5.5)	50.2 (1.0)	11.1 (5.5)	43.7 (2.0)	25.0 (3.0)
<i>swagger-petstore</i>	29.5 (5.5)	29.5 (5.5)	71.3 (1.0)	70.2 (2.0)	29.5 (5.5)	62.9 (3.0)	29.5 (5.5)
<i>tiltaksgjennomforing</i>	7.2 (4.5)	7.2 (4.5)	7.2 (4.5)	9.0 (1.0)	7.2 (4.5)	7.2 (4.5)	7.2 (4.5)
<i>tracking-system</i>	19.5 (5.0)	19.5 (5.0)	19.5 (5.0)	39.9 (1.0)	19.5 (5.0)	26.4 (2.0)	19.5 (5.0)
<i>user-management</i>	6.5 (6.5)	49.9 (3.0)	6.5 (6.5)	58.2 (1.0)	56.3 (2.0)	43.1 (4.0)	37.9 (5.0)
<i>webgoat</i>	19.6 (5.0)	19.5 (7.0)	19.6 (6.0)	52.8 (1.0)	19.6 (3.0)	19.6 (3.0)	19.6 (3.0)
<i>youtube-mock</i>	36.9 (5.0)	36.9 (5.0)	36.9 (5.0)	51.5 (1.0)	36.9 (5.0)	40.8 (2.0)	36.9 (5.0)
Average	15.1 (5.6)	22.3 (4.5)	18.4 (5.2)	45.5 (1.2)	22.1 (4.6)	27.6 (3.5)	25.9 (3.4)
Median	12.4 (5.5)	14.4 (5.0)	14.0 (5.5)	46.5 (1.0)	14.6 (5.0)	23.2 (3.5)	23.1 (3.0)
Friedman Test	$\chi^2 = 121.150, p\text{-value} = < 0.001$						

Table 7: Pairwise comparison on JaCoCo code coverage between no fuzzing (B), EVOMASTER (X) and Schemathesis (Y), with standardized effect sizes and p-values. When p-values are equal or lower than the threshold 0.05, the effect sizes are highlighted in bold.

SUT	B	X	$X - B$	Y	$Y - B$	$X - Y$	\hat{A}_{XY}	p-value
<i>bibliothek</i>	32.9	37.5	+4.5	39.3	+6.3	-1.8	0.36	0.172
<i>blogapi</i>	7.1	30.5	+23.4	15.9	+8.8	+14.6	1.00	0.001
<i>catwatch</i>	9.4	43.8	+34.4	31.2	+21.8	+12.8	0.90	0.007
<i>cwa-verification</i>	21.9	49.2	+27.3	40.6	+18.7	+8.6	1.00	< 0.001
<i>erc20-rest-service</i>	7.9	24.3	+16.5	23.4	+15.5	-0.5	0.88	0.003
<i>familie-ba-sak</i>	15.8	16.6	+0.8	16.5	+0.7	+0.1	0.45	0.776
<i>features-service</i>	19.0	65.0	+45.9	36.3	+17.2	+28.2	1.00	< 0.001
<i>genome-nexus</i>	12.8	31.7	+18.8	21.1	+8.3	+10.5	1.00	< 0.001
<i>gestaohospital</i>	19.9	62.6	+42.7	34.8	+14.9	+27.4	1.00	< 0.001
<i>http-patch-spring</i>	4.9	78.5	+73.6	14.6	+9.7	+63.9	1.00	< 0.001
<i>languagetool</i>	1.3	10.8	+9.5	1.7	+0.4	+9.1	1.00	< 0.001
<i>market</i>	7.0	25.8	+18.7	11.5	+4.5	+14.3	1.00	< 0.001
<i>microcks</i>	3.1	12.2	+9.1	5.8	+2.7	+6.5	1.00	< 0.001
<i>ocvn</i>	4.7	19.8	+15.1	8.6	+4.1	+11.2	1.00	< 0.001
<i>ohsome-api</i>	6.1	33.1	+27.0	13.6	+7.5	+16.9	0.87	0.011
<i>pay-publicapi</i>	9.0	14.7	+5.8	15.4	+6.5	-0.5	0.86	0.008
<i>person-controller</i>	12.8	65.0	+52.3	21.3	+8.5	+44.6	0.89	0.004
<i>proxyprint</i>	4.2	52.3	+48.0	26.0	+21.8	+26.5	1.00	< 0.001
<i>quartz-manager</i>	34.4	50.1	+15.7	36.7	+2.3	+13.3	1.00	< 0.001
<i>reservations-api</i>	21.1	39.8	+18.6	25.0	+3.9	+14.7	1.00	< 0.001
<i>rest-ncs</i>	5.1	64.4	+59.3	22.8	+17.7	+41.6	1.00	< 0.001
<i>rest-news</i>	13.9	84.4	+70.5	44.4	+30.6	+40.0	1.00	< 0.001
<i>rest-scs</i>	4.7	65.1	+60.4	47.6	+42.8	+16.5	1.00	< 0.001
<i>restcountries</i>	3.5	69.3	+65.8	3.5	0.0	+65.8	0.94	< 0.001
<i>scout-api</i>	12.0	40.2	+28.2	12.0	0.0	+28.2	1.00	< 0.001
<i>session-service</i>	21.4	57.9	+36.5	49.1	+27.7	+8.7	1.00	< 0.001
<i>spring-actuator-demo</i>	67.7	87.1	+19.4	84.7	+16.9	+2.2	0.56	0.346
<i>spring-batch-rest</i>	15.0	34.3	+19.3	30.2	+15.2	+4.2	1.00	< 0.001
<i>spring-ecommerce</i>	14.2	41.0	+26.9	21.5	+7.3	+19.3	1.00	< 0.001
<i>spring-rest-example</i>	11.1	50.2	+39.0	25.0	+13.9	+25.0	1.00	< 0.001
<i>swagger-petstore</i>	29.5	70.2	+40.7	29.5	0.0	+40.7	1.00	< 0.001
<i>tiltaksgjennomforing</i>	7.2	9.0	+1.8	7.2	0.0	+1.8	1.00	< 0.001
<i>tracking-system</i>	19.5	39.9	+20.4	19.5	0.0	+20.4	1.00	< 0.001
<i>user-management</i>	6.5	58.2	+51.7	37.9	+31.4	+20.3	0.90	0.004
<i>webgoat</i>	19.6	52.8	+33.2	19.6	+0.0	+33.2	1.00	< 0.001
<i>youtube-mock</i>	36.9	51.5	+14.6	36.9	0.0	+14.6	1.00	< 0.001
Mean	15.1	45.5	+30.4	25.9	+10.8	+19.7	0.93	
Median	12.4	46.5	+26.9	23.1	+7.9	+14.7	1.00	

Table 8: Same kind of results as presented in Table 4 for 2xx coverage. However, instead of using 36 APIs, results are presented only for a cherry-picked selection of 6 APIs.

SUT	ARAT-RL	EmRest	EvoMaster	LLamaRestTest	RESTler	Schemathesis
<i>bibliothek</i>	0.0 (4.5)	0.0 (4.5)	6.9 (2.0)	0.0 (4.5)	0.0 (4.5)	12.5 (1.0)
<i>catwatch</i>	0.0 (5.0)	0.0 (5.0)	38.7 (3.0)	0.0 (5.0)	39.1 (1.5)	39.1 (1.5)
<i>erc20-rest-service</i>	0.0 (4.5)	0.0 (4.5)	6.7 (2.0)	0.0 (4.5)	0.0 (4.5)	6.9 (1.0)
<i>familie-ba-sak</i>	0.0 (4.5)	0.0 (4.5)	2.2 (1.0)	0.0 (4.5)	0.0 (4.5)	1.9 (2.0)
<i>pay-publicapi</i>	0.0 (3.5)	0.0 (3.5)	0.0 (3.5)	0.0 (3.5)	0.0 (3.5)	0.0 (3.5)
<i>spring-batch-rest</i>	71.1 (1.0)	0.0 (5.5)	60.0 (2.5)	53.3 (4.0)	0.0 (5.5)	60.0 (2.5)
Average	11.9 (3.8)	0.0 (4.6)	19.1 (2.3)	8.9 (4.3)	6.5 (4.0)	20.1 (1.9)
Median	0.0 (4.5)	0.0 (4.5)	6.8 (2.2)	0.0 (4.5)	0.0 (4.5)	9.7 (1.8)
Friedman Test	$\chi^2 = 15.906$, $p\text{-value} = 0.007$					

Table 9: Average number (out of 10 runs) of faults found in each API with EVOMASTER, classified according to WFC.

SUT	# Endpoints	F100	F101	F102	F103	F104	F200	F201	F202	F203	F204	F205	F206
<i>bibliothek</i>	8												
<i>blogapi</i>	52	11.0											
<i>catwatch</i>	23	10.9	19.9										
<i>cwa-verification</i>	5												
<i>erc20-rest-service</i>	13	12.0	13.0										
<i>familie-ba-sak</i>	183	17.0											
<i>features-service</i>	18	13.0											
<i>genome-nexus</i>	23												
<i>gestaohospital</i>	20		15.9										
<i>http-patch-spring</i>	6		5.0										
<i>languagetool</i>	2	1.0	1.0										
<i>market</i>	13	5.0	12.0										
<i>microcks</i>	88	13.0											
<i>ocvn</i>	192	138.0	164.0										
<i>ohsome-api</i>	134		134.0										
<i>pay-publicapi</i>	16	16.0	16.0										
<i>person-controller</i>	12	9.0											
<i>proxyprint</i>	115	43.8	82.0								2.0		
<i>quartz-manager</i>	11	4.0											
<i>reservations-api</i>	7	1.0	7.0										
<i>rest-ncs</i>	6												
<i>rest-news</i>	7	1.0											
<i>rest-scs</i>	11		1.0										
<i>restcountries</i>	22	1.0	22.0										
<i>scout-api</i>	49	35.6											
<i>session-service</i>	8	2.0	7.0										
<i>spring-actuator-demo</i>	2												
<i>spring-batch-rest</i>	5	1.0	2.0										
<i>spring-ecommerce</i>	27	14.0											
<i>spring-rest-example</i>	9	1.0	9.0										
<i>swagger-petstore</i>	19	12.2	16.9										
<i>tiltaksgjennomforing</i>	79	2.0											
<i>tracking-system</i>	67		62.4										
<i>user-management</i>	21	1.0	20.6										
<i>webgoat</i>	204	35.0	204.0									3.0	
<i>youtube-mock</i>	1		1.0										
Mean	41	11.1	22.7	0.0	0.0	0.0	0.0	0.0	0.0	0.0	0.1	0.1	0.0
Median	17	1.5	1.5	0.0	0.0	0.0	0.0	0.0	0.0	0.0	0.0	0.0	0.0
Sum	1478	400.4	815.7	0.0	0.0	0.0	0.0	0.0	0.0	0.0	2.0	3.0	0.0

Table 10: Average code coverage comparisons, per API, between the base booting (B) of the API, the fuzzer EVOMASTER (X) during the 1-hour fuzzing session, and the execution of its generated tests (Y). We also reports the delta differences, e.g., of 1-hour EVOMASTER over base ($X - B$), generated tests over base ($Y - B$), and 1-hour EVOMASTER over generated tests ($X - Y$).

SUT	B	X	$X - B$	Y	$Y - B$	$X - Y$	\hat{A}_{XY}	p-value
<i>bibliothek</i>	32.9	37.5	+4.5	35.5	+2.5	+1.9	0.66	0.237
<i>blogapi</i>	7.1	30.5	+23.4	28.4	+21.3	+2.1	0.42	0.623
<i>catwatch</i>	9.4	43.8	+34.4	28.6	+19.2	+15.2	0.91	0.002
<i>cwa-verification</i>	21.9	49.2	+27.3	43.7	+21.8	+5.5	1.00	< 0.001
<i>erc20-rest-service</i>	7.9	24.3	+16.5	20.1	+12.3	+2.8	0.89	0.003
<i>familie-ba-sak</i>	15.8	16.6	+0.8	16.4	+0.5	+0.2	0.80	0.019
<i>features-service</i>	19.0	65.0	+45.9	57.0	+38.0	+7.9	1.00	< 0.001
<i>genome-nexus</i>	12.8	31.7	+18.8	24.8	+11.9	+6.9	1.00	< 0.001
<i>gestaohospital</i>	19.9	62.6	+42.7	48.0	+28.1	+14.6	0.99	< 0.001
<i>http-patch-spring</i>	4.9	78.5	+73.6	64.1	+59.2	+14.3	1.00	< 0.001
<i>languagetool</i>	1.3	10.8	+9.5	8.1	+6.7	+2.9	0.72	0.113
<i>market</i>	7.0	25.8	+18.7	22.1	+15.0	+3.7	0.40	0.495
<i>microcks</i>	3.1	12.2	+9.1	9.6	+6.5	+2.7	0.90	0.005
<i>ocvn</i>	4.7	19.8	+15.1	17.3	+12.5	+2.6	0.65	0.115
<i>ohsome-api</i>	6.1	33.1	+27.0	6.1	0.0	+25.2	0.93	< 0.001
<i>pay-publicapi</i>	9.0	14.7	+5.8	13.0	+4.0	+1.3	0.63	0.294
<i>person-controller</i>	12.8	65.0	+52.3	54.3	+41.5	+6.3	0.89	0.005
<i>proxyprint</i>	4.2	52.3	+48.0	6.3	+2.1	+46.1	1.00	< 0.001
<i>quartz-manager</i>	34.4	50.1	+15.7	52.2	+17.8	-2.1	0.00	< 0.001
<i>reservations-api</i>	21.1	39.8	+18.6	52.4	+31.3	-13.9	0.30	0.079
<i>rest-ncs</i>	5.1	64.4	+59.3	46.9	+41.8	+17.5	1.00	< 0.001
<i>rest-news</i>	13.9	84.4	+70.5	55.7	+41.8	+28.6	1.00	< 0.001
<i>rest-scs</i>	4.7	65.1	+60.4	57.6	+52.9	+7.5	1.00	< 0.001
<i>restcountries</i>	3.5	69.3	+65.8	61.4	+57.9	+1.4	0.90	0.003
<i>scout-api</i>	12.0	40.2	+28.2	29.3	+17.3	+10.7	1.00	< 0.001
<i>session-service</i>	21.4	57.9	+36.5	57.5	+36.1	+0.4	0.55	0.368
<i>spring-actuator-demo</i>	67.7	87.1	+19.4	84.9	+17.2	+2.2	0.56	0.374
<i>spring-batch-rest</i>	15.0	34.3	+19.3	30.3	+15.3	+4.0	0.90	0.002
<i>spring-ecommerce</i>	14.2	41.0	+26.9	31.5	+17.3	+9.6	1.00	< 0.001
<i>spring-rest-example</i>	11.1	50.2	+39.0	41.0	+29.9	+9.3	0.94	0.002
<i>swagger-petstore</i>	29.5	70.2	+40.7	66.3	+36.8	+3.9	1.00	< 0.001
<i>tiltaksgjenmomforing</i>	7.2	9.0	+1.8	9.0	+1.8	0.0	0.50	1.000
<i>tracking-system</i>	19.5	39.9	+20.4	34.1	+14.6	+5.8	1.00	< 0.001
<i>user-management</i>	6.5	58.2	+51.7	40.7	+34.2	+18.3	0.90	0.004
<i>webgoat</i>	19.6	52.8	+33.2	39.0	+19.4	+13.8	1.00	< 0.001
<i>youtube-mock</i>	36.9	51.5	+14.6	43.7	+6.7	+7.2	0.91	0.003
Mean	15.1	45.5	+30.4	37.1	+22.0	+8.4	0.81	
Median	12.4	46.5	+26.9	37.2	+17.6	+6.4	0.90	

Table 11: Status results of the Python tests generated by EVOMASTER, and run with PyTest. It is reported when they failed due to runtime errors (*Errors*), or due to assertion failures (*Failures*). We also report the number of *Skipped* tests, if any. The values *Tests* represent the total number of tests (which included all the other three categories plus the tests that were successful). The metric *Problem %* is based on the ratio of *Errors* plus *Failures*, divided by the total *Tests*.

SUT	Errors	Failures	Skipped	Tests	Problems %
<i>bibliothek</i>	0.0	0.0	0.0	4.0	0.0
<i>blogapi</i>	0.0	14.1	0.0	157.5	9.0
<i>catwatch</i>	0.0	1.9	0.0	51.4	3.7
<i>cwa-verification</i>	0.0	2.7	0.0	6.3	42.9
<i>erc20-rest-service</i>	0.0	0.0	0.0	9.1	0.0
<i>familie-ba-sak</i>	0.0	7.7	0.0	1106.1	0.7
<i>features-service</i>	0.0	1.8	0.0	27.0	6.7
<i>genome-nexus</i>	0.0	7.5	0.0	35.8	20.9
<i>gestaohospital</i>	0.0	15.3	0.0	35.6	43.0
<i>http-patch-spring</i>	0.0	4.5	0.0	20.5	22.0
<i>languagetool</i>	0.0	0.0	0.0	3.8	0.0
<i>market</i>	0.0	7.8	0.0	41.7	18.7
<i>microcks</i>	0.0	34.7	0.0	226.2	15.3
<i>ocvn</i>	0.0	337.6	0.0	1550.8	21.8
<i>ohsome-api</i>	0.7	0.0	0.0	0.7	100.0
<i>pay-publicapi</i>	0.0	0.0	0.0	37.2	0.0
<i>person-controller</i>	0.0	3.9	0.0	11.2	34.8
<i>proxyprint</i>	0.0	371.9	0.0	444.9	83.6
<i>quartz-manager</i>	0.0	8.0	0.0	27.0	29.6
<i>reservations-api</i>	0.0	9.1	0.0	21.2	42.9
<i>rest-ncs</i>	0.0	0.0	0.0	13.8	0.0
<i>rest-news</i>	0.0	3.5	0.0	14.4	24.3
<i>rest-scs</i>	0.0	0.0	0.0	13.4	0.0
<i>restcountries</i>	0.0	0.0	0.0	49.5	0.0
<i>scout-api</i>	0.0	46.5	0.0	248.9	18.7
<i>session-service</i>	0.0	0.0	0.0	66.2	0.0
<i>spring-actuator-demo</i>	0.0	0.7	0.0	7.5	9.3
<i>spring-batch-rest</i>	0.0	0.0	0.0	9.8	0.0
<i>spring-ecommerce</i>	0.0	1.8	0.0	56.4	3.2
<i>spring-rest-example</i>	0.0	0.0	0.0	15.4	0.0
<i>swagger-petstore</i>	0.0	24.1	0.0	55.1	43.7
<i>tiltaksgjennomforing</i>	0.0	0.0	0.0	459.0	0.0
<i>tracking-system</i>	0.0	154.2	0.0	210.4	73.3
<i>user-management</i>	0.0	14.9	0.0	38.2	39.0
<i>webgoat</i>	0.1	133.5	0.0	371.8	35.9
<i>youtube-mock</i>	0.0	0.1	0.0	14.0	0.7
Mean	0.0	33.5	0.0	151.7	20.7
Median	0.0	3.1	0.0	35.7	12.3