

Vis-CoT: A Human-in-the-Loop Framework for Interactive Visualization and Intervention in LLM Chain-of-Thought Reasoning

Kaviraj Pather

Department of Computer Science & Engineering
University of Mauritius
Réduit 80837, Mauritius
k.pather@uom.ac.mu

Arben Krasniqi

Faculty of Electrical & Computer Engineering
University of Prishtina "Hasan Prishtina"
10000 Prishtina, Kosovo
arben.krasniqi@uni-pr.edu

Irina Rusu

Faculty of Computers, Informatics & Microelectronics
Technical University of Moldova
MD-2004 Chişinău, Moldova
irina.rusu@utm.md

Kabir Khan

Department of Computer Science
San Francisco State University
San Francisco, CA 94132, India
kabir.khan@sfsu.edu

Elena Hadjigeorgiou

Department of Electrical & Computer Engineering
Cyprus University of Technology
3036 Limassol, Cyprus
e.hadjigeorgiou@cut.ac.cy

Claire Schmit

Department of Computer Science
University of Luxembourg
L-4365 Esch-sur-Alzette, Luxembourg
claire.schmit@uni.lu

Marc Pons

Department of Computer Science
University of Andorra
AD600 Sant Julià de Lòria, Andorra
marc.pons@uda.ad

Abstract—Large Language Models (LLMs) have demonstrated remarkable reasoning capabilities through Chain-of-Thought (CoT) prompting. However, the underlying reasoning process remains an opaque "black box," making it difficult to verify, debug, or control, which limits trust and reliability in high-stakes applications. To address this critical gap, we introduce Vis-CoT, a novel human-in-the-loop framework that transforms the linear CoT text into a structured, interactive reasoning graph. Our system allows users to visualize the logical flow of the model's reasoning, identify flawed steps, and directly intervene by pruning incorrect paths and grafting new, user-defined premises. This transforms the interaction from a passive observation to an active collaboration, enabling users to steer the model toward more accurate and trustworthy conclusions. Through comprehensive experiments on diverse reasoning benchmarks, including GSM8K and StrategyQA, we demonstrate that Vis-CoT significantly improves final answer accuracy by up to 24 percentage points over non-interactive baselines. Furthermore, our user study reveals a substantial increase in perceived usability and user trust, underscoring the value of transparency and control. Our work presents a promising paradigm for creating more reliable, understandable, and collaborative reasoning systems by synergizing the computational power of LLMs with human critical oversight.

Index Terms—Large Language Models, Chain-of-Thought,

Explainable AI (XAI), Human-Computer Interaction, Interactive Visualization, Model Interpretability, Human-in-the-Loop.

I. INTRODUCTION

The advent of Large Language Models (LLMs) has marked a pivotal moment in the field of artificial intelligence, demonstrating capabilities that were once considered the exclusive domain of human cognition. These models, scaling to hundreds of billions of parameters, have shown remarkable emergent abilities [1], transcending simple pattern matching to perform complex tasks across various domains. The progress from earlier context-aware models [2] to modern architectures has fundamentally reshaped the landscape of natural language processing. However, this rapid progress has also highlighted long-standing challenges, such as achieving true compositional understanding, which remains a critical area of investigation [3]. The ability to generalize and reason is paramount, a principle that extends to diverse machine learning applications, from federated learning in heterogeneous networks [4]–[6] to multi-objective model compression [7].

A significant breakthrough in unlocking the reasoning potential of LLMs was the introduction of Chain-of-Thought (CoT) prompting [8]. By instructing models to "think step

by step,” researchers have enabled them to tackle complex arithmetic, commonsense, and symbolic reasoning tasks with unprecedented accuracy, even in zero-shot settings [9]. This methodology [10] has been further refined through techniques like self-consistency, which improves robustness by generating multiple reasoning paths and selecting the most consistent answer [11]. The core idea of decomposing a complex problem into manageable steps finds conceptual parallels in other domains, such as developing anti-interference systems for activity recognition by isolating interference-independent components from raw signals [12]. The evolution of CoT has continued with more advanced structures like Tree-of-Thoughts [13] and Graph-of-Thoughts [14], pushing the boundaries of machine reasoning.

Despite these successes, the very process that empowers LLMs—their step-by-step reasoning—remains largely a “black box.” The generated reasoning chain, while often leading to a correct answer, offers no guarantee of its internal validity or faithfulness to the model’s actual inference process [15]. Models can exhibit unexpected failures, such as the “reversal curse,” where learning “A is B” does not guarantee an understanding that “B is A” [16]. Furthermore, research suggests that a model’s internal state may contain information about whether it is generating a factually correct statement or confabulating, yet this information is inaccessible to the end-user [17]. This opacity poses a significant risk, creating a gap in trust and control. Ensuring system reliability is a universal challenge, whether it involves suppressing label noise in facial expression recognition or developing robust open-set recognition frameworks for human-machine systems [18].

Consequently, there is a pressing need to move beyond treating LLMs as opaque oracles and toward developing methods for interpretable and controllable reasoning. In high-stakes domains such as healthcare and security, blind trust in a model’s output is untenable. For instance, the deployment of AI in applications like pulmonary function assessment [19] [20] or respiratory healthcare sensing [21], [22] demands transparent and verifiable decision-making. Similarly, in security-critical applications like physical layer authentication, understanding and controlling the model’s behavior is vital to defend against sophisticated attacks [23], [24]. The fields of mechanistic interpretability and model control have made strides in this direction, with techniques like causal tracing to locate knowledge within a model [25] and inference-time interventions to steer model behavior [26]. These efforts underscore a growing consensus: for AI to be truly beneficial, it must be understandable and alignable with human values and intentions. This challenge is also reflected in multimodal domains, where recognizing emotions from both vision and wireless signals requires a deep, verifiable fusion of information [27].

To address this critical gap between capability and transparency, this paper introduces Vis-CoT, a novel framework for the **V**isualization and **I**ntervention of **C**hain-of-Thought reasoning. Our work builds upon the foundational ideas of interactive systems for reasoning [28] and recent tools for CoT visualization [29]. The core of our framework is to transform

the linear, textual output of a CoT process into a structured, interactive graph. This visualization allows users to intuitively trace the model’s logic, identify flawed reasoning steps, and, most importantly, intervene in the process. By allowing users to “prune” incorrect paths and “graft” new premises, Vis-CoT creates a human-in-the-loop collaborative process that steers the model toward more accurate and trustworthy conclusions. This approach of learning from heterogeneous inputs—in our case, diverse human corrections—to achieve a robust outcome is conceptually similar to methods used for generalizing dynamic facial expression recognition [30].

The main contributions of this paper are threefold:

- 1) We propose a novel method for structuring and visualizing the CoT reasoning process of LLMs as an interactive graph, enhancing its interpretability.
- 2) We design and implement a user-centric intervention mechanism that allows for real-time editing and guidance of the model’s reasoning path, improving controllability and accuracy.
- 3) Through comprehensive experiments and user studies, we demonstrate that our Vis-CoT framework significantly improves task performance on complex reasoning problems and increases user trust compared to non-interactive baselines.

The remainder of this paper is organized as follows. Section 2 reviews related work in chain-of-thought reasoning, explainable AI, and human-in-the-loop systems. Section 3 details the architecture and mechanisms of our Vis-CoT framework. Section 4 describes our experimental setup, and Section 5 presents the results. Finally, Section 6 discusses the implications and limitations of our work, and Section 7 concludes the paper.

II. RELATED WORK

Our research is situated at the intersection of three dynamic areas: Chain-of-Thought (CoT) reasoning, eXplainable AI (XAI) for LLMs, and interactive human-in-the-loop systems. In this section, we survey the foundational and recent advancements in these domains to contextualize the contributions of our Vis-CoT framework.

A. Chain-of-Thought Reasoning and its Variants

The capacity for complex reasoning in LLMs was significantly amplified by the development of Chain-of-Thought (CoT) prompting [8]. This approach, which encourages models to generate intermediate reasoning steps, has proven effective across a wide range of tasks. Subsequent work has explored numerous variations to enhance its power and robustness. For instance, Self-Consistency improves performance by sampling multiple reasoning chains and taking a majority vote on the final answer [11], while other methods have focused on generating more abstract reasoning steps before diving into specifics [31]. The evolution of reasoning structures has moved from linear chains to more complex topologies, such as Tree-of-Thoughts [13] and Graph-of-Thoughts [14], which allow for more deliberate exploration, backtracking, and synthesis of information. This mirrors a broader trend in AI towards more

structured and complex information processing, such as using unified static and dynamic networks for efficient temporal filtering in video analysis [32].

Beyond natural language-based reasoning, alternative paradigms have emerged. Program-of-Thoughts [33] and related approaches offload complex computations to external interpreters like Python, disentangling symbolic reasoning from arithmetic calculation and improving precision. To enhance reliability, verification-centric methods have been proposed. Some works introduce an explicit verification step after each reasoning step is generated [34], while others propose frameworks to evaluate the factual consistency of the generated chain [35]. The challenge of ensuring system reliability under various conditions is a common thread in machine learning, from developing anti-interference WiFi-based recognition systems [36] to benchmarking the performance of micro-action recognition [37]. Several comprehensive surveys have systematically cataloged the rapid advancements and future frontiers in LLM reasoning [38], [39], providing a clear overview of the state of the art. Our work leverages these advanced reasoning paradigms as the foundation upon which we build our visualization and intervention layers.

B. Explainability and Analysis of LLM Reasoning

As LLMs' reasoning capabilities grow, so does the urgency to understand their internal mechanisms. The field of eXplainable AI (XAI) has shifted its focus to dissecting these complex models. A primary concern is the *faithfulness* of the generated CoT, questioning whether the explicit reasoning steps truly reflect the model's internal decision-making process [15]. Studies have analyzed the coherence of reasoning chains, identifying and mitigating logical gaps [40], while others have employed causal analysis to determine the precise role that the CoT structure plays in arriving at a conclusion [41]. This pursuit of understanding model internals is akin to efforts in other domains that use attention mechanisms to interpret model decisions, such as in WiFi-based gesture recognition [42].

To facilitate this analysis, a new generation of visualization and diagnostic tools has been developed. Systems like LLM-Viz [43] and VISAR [44] provide visual analytics interfaces for post-hoc analysis of model behavior, allowing researchers to probe internal states. The Chain-of-Thought Hub offers a large-scale collection of reasoning traces for systematic study [45]. On a more fundamental level, mechanistic interpretability libraries like TransformerLens [46] provide the tools to directly access and manipulate the building blocks of models, such as individual neurons and attention heads. This granular level of analysis is crucial for building robust systems, a principle that holds true when designing toolkits for sub-network manipulation [47] or when developing contrastive learning methods that rely on understanding fine-grained audio-visual event representations [16]. Our Vis-CoT framework contributes to this line of work by creating not just a passive visualization tool, but an active, intervention-focused interface built directly on the reasoning structure.

C. Interactive Control and Correction of LLMs

Moving from passive explanation to active control is the final frontier for building trustworthy AI. This area focuses on enabling users to guide, correct, and steer model behavior in real time. Human-in-the-Loop (HIL) frameworks are central to this effort, with studies demonstrating their effectiveness for data collection [48] and for iterative, collaborative reasoning processes [49]. Interactive systems have been designed to allow users to explore corpora to aid model generalization [50] or to reason with and about the rationales generated by a model [28]. Other systems employ a multi-agent debate or polling mechanism, where human oversight can help resolve disagreements and identify the most plausible reasoning path [51], [52].

A parallel line of research focuses on directly editing the model's knowledge or behavior without costly retraining. This field of model editing has seen rapid progress, from comprehensive surveys of techniques [53] to specific methods like ROME, which can locate and alter factual associations within a model's weights [54]. Lighter-weight approaches use task-specific prompts for editing [55] or directly manipulate model activations during inference to steer its output. This "representation engineering" allows for controlling high-level concepts like truthfulness or tone [56] and can be implemented via techniques like contrastive activation addition [57]. Furthermore, frameworks that enable models to self-correct by interacting with external tools [58] or by verifying and editing their own reasoning chains against knowledge bases [59] are gaining prominence. These control mechanisms are essential for creating reliable AI, much like how they are needed to improve the robustness of dynamic facial expression recognition against heterogeneous data sources [30]. Our Vis-CoT framework integrates these ideas by providing a direct, structured interface for users to perform such interventions, effectively making them co-pilots in the reasoning process.

III. THE VIS-COT FRAMEWORK

To address the challenges of opacity and uncontrollability in LLM reasoning, we propose Vis-CoT, a novel human-in-the-loop framework designed to render Chain-of-Thought (CoT) processes transparent, interpretable, and interactive. The framework is built upon a core principle: by transforming the monolithic, textual reasoning trace into a structured, visual, and editable artifact, we can empower users to collaboratively guide the model towards more accurate and trustworthy outcomes. This section details the architectural design and technical mechanisms of the Vis-CoT system, from initial CoT capture to the final, human-validated reasoning product.

A. Overall Architecture

The Vis-CoT framework operates as a closed-loop system that integrates a user, an LLM, and an interactive interface. The workflow, as depicted in Figure 1, proceeds through a cycle of generation, visualization, intervention, and refinement.

The process begins when a user submits a complex query. The framework first prompts the LLM to generate an initial

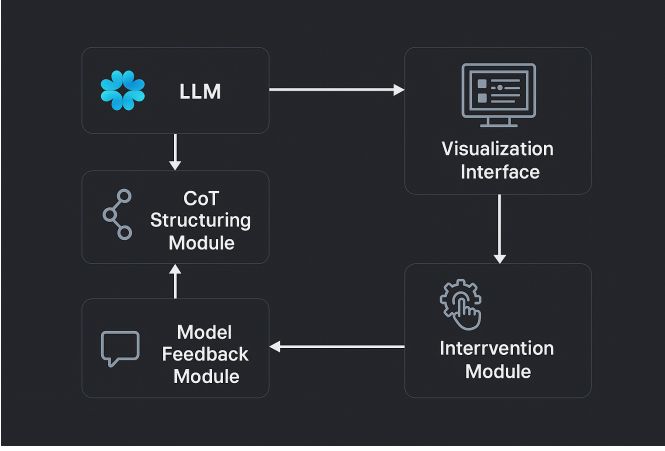


Fig. 1: Overall architecture of the Vis-CoT framework.

CoT trace. This raw text is then passed to our **CoT Structuring Module**, which parses it into a Directed Acyclic Graph (DAG) representation. This structured graph is rendered by the **Visualization Interface**, where the user can inspect the logical flow. If the user identifies a flaw, they can use the tools provided by the **Intervention Module** to modify the graph. These modifications are then processed by the **Model Feedback Module**, which constructs a new, context-aware prompt. This prompt, containing the history of valid reasoning steps and the user’s correction, is sent back to the LLM to generate a revised continuation of the reasoning chain. This iterative refinement loop continues until the user is satisfied with the final answer.

B. Chain-of-Thought Capture and Structuring

The foundation of our framework is the ability to reliably capture and structure the LLM’s reasoning process. We employ a carefully designed prompt template that encourages the model to externalize its thinking process in a step-by-step, semi-structured format. Each step is implicitly numbered or delineated, which facilitates subsequent parsing.

Once the raw text T_{CoT} is generated, the CoT Structuring Module converts it into a reasoning graph $G = (V, E)$, where V is a set of nodes representing individual reasoning steps and E is a set of directed edges representing the logical dependencies between them. Each node $v_i \in V$ corresponds to the i -th step in the reasoning chain. An edge $e_{i,j} \in E$ from node v_i to v_j indicates that step j is a direct logical consequence of step i . For a standard linear CoT, this graph is a simple chain.

Each node v_i is a tuple containing several attributes: $v_i = (s_i, c_i, \sigma_i, \tau_i)$, where:

- s_i : The raw text content of the reasoning step.
- c_i : A confidence score, typically derived from the model’s log-probabilities for the generated tokens in s_i .
- σ_i : The state of the node, initialized as ‘VALID’. This can be changed by user intervention.

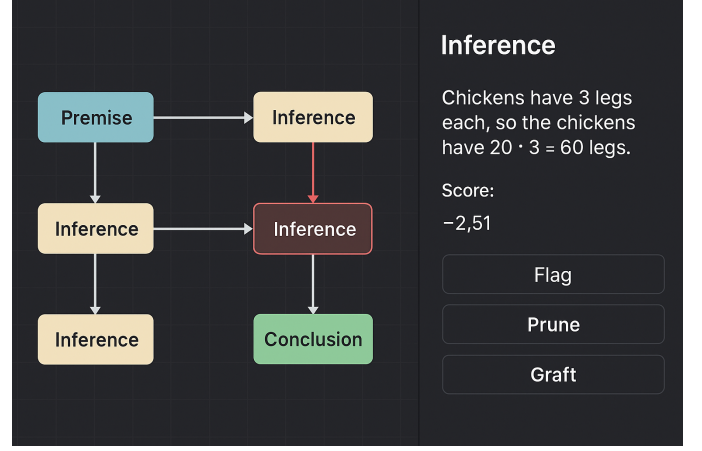


Fig. 2: Interactive visualization interface with a global reasoning graph and a node detail panel.

- τ_i : The type of the node (e.g., ‘PREMISE’, ‘INFERENCE’, ‘CONCLUSION’), which can be heuristically determined through keyword matching or a classifier.

We formalize the reasoning graph G as follows:

$$G = (V, E) \quad \text{s.t.} \quad V = \{v_1, v_2, \dots, v_n\}, \quad E = \{(v_i, v_{i+1}) \mid i = 1, \dots, n\} \quad (1)$$

Where G is the reasoning graph, V is the set of n reasoning nodes, and E is the set of edges representing a linear dependency for a basic CoT.

To quantify the model’s certainty at each step, we calculate the node confidence score c_i as the average log-probability of the tokens comprising the step’s text s_i . Let s_i consist of m tokens t_1, t_2, \dots, t_m . The confidence is:

$$c_i = \frac{1}{m} \sum_{k=1}^m \log P(t_k \mid t_1, \dots, t_{k-1}, C_{hist}) \quad (2)$$

Where c_i is the confidence of node v_i , m is the number of tokens in its text s_i , $P(t_k \mid \dots)$ is the conditional probability of token t_k , and C_{hist} is the historical context.

C. Interactive Visualization Interface

The structured reasoning graph G is rendered in a web-based interface designed for clarity and intuitive interaction. The interface consists of two main components: a global graph view and a node detail panel. **Global Graph View:** This view displays the entire reasoning graph, using a force-directed layout algorithm to position the nodes and edges. The visual encoding is designed to convey information at a glance. Node color indicates its type (τ_i), allowing users to quickly distinguish between premises and inferences. Node size or border thickness can be mapped to its confidence score c_i , drawing attention to steps where the model was less certain. Edges are rendered as arrows to clearly show the direction of logical flow.

Node Detail Panel: Clicking on any node v_i in the graph view populates the detail panel. This panel displays the full text content s_i of the reasoning step, its confidence score c_i , and its type τ_i . Crucially, this is also where the user accesses the intervention tools (e.g., buttons for flagging, editing, or deleting the node). This separation of global overview and local detail prevents information overload while enabling deep inspection when needed.

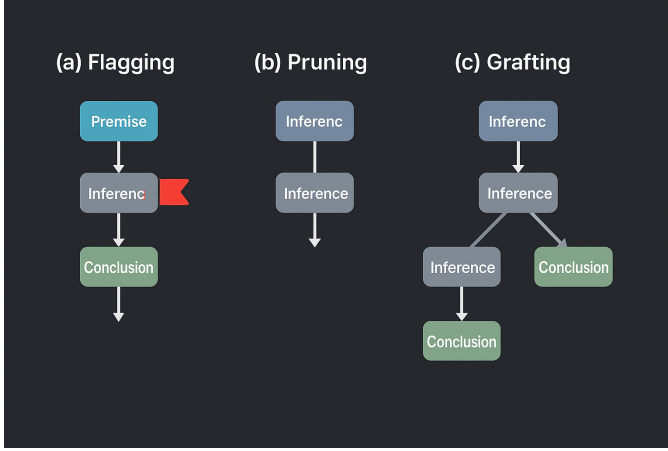


Fig. 3: Three intervention operations: (a) Flagging, (b) Pruning, and (c) Grafting.

D. User-Driven Intervention Mechanism

The core innovation of Vis-CoT lies in its interactive intervention capabilities, which allow users to actively shape the reasoning process. We define three primary intervention operations: Flagging, Pruning, and Grafting.

1. Flagging: This is the simplest intervention. If a user identifies a step v_i as factually incorrect, logically unsound, or irrelevant, they can mark it. This action updates the node's state σ_i from 'VALID' to 'FLAGGED'.

$$\text{Flag}(v_i) \rightarrow \sigma'_i = \text{FLAGGED} \quad (3)$$

Where $\text{Flag}(v_i)$ is the user's flagging operation on node v_i , and σ'_i is the updated state of the node. Flagged nodes are visually distinguished in the interface (e.g., by changing their color to red) but are not immediately removed, allowing the user to maintain context.

2. Pruning: This is a more decisive action. When a user determines that a node v_i and all subsequent reasoning based on it are incorrect, they can prune it. This operation removes not only v_i but also all nodes and edges in the subgraph reachable from v_i . Let $V_{\text{sub}}(v_i)$ be the set of nodes in the subgraph rooted at v_i . The pruning operation is:

$$\text{Prune}(v_i) \rightarrow G' = (V \setminus V_{\text{sub}}(v_i), E \setminus E_{\text{sub}}(v_i)) \quad (4)$$

Where G' is the new graph state, and $V_{\text{sub}}(v_i)$ and $E_{\text{sub}}(v_i)$ are the nodes and edges in the subgraph originating from v_i .

3. Grafting: This is the most powerful intervention. It allows a user to introduce a new, correct reasoning step into the graph. A user can select a valid node v_p (the parent) and provide the text for a new reasoning step, s_{new} . The system creates a new node v_{new} and "grafts" it onto the graph by adding an edge from v_p to v_{new} .

$$\text{Graft}(v_p, s_{\text{new}}) \rightarrow V' = V \cup \{v_{\text{new}}\}, \quad E' = E \cup \{(v_p, v_{\text{new}})\} \quad (5)$$

Where v_p is the selected parent node, s_{new} is the user-provided text, and V' and E' are the updated sets of nodes and edges. The new node v_{new} is marked with a special state $\sigma_{\text{new}} = \text{USER_PROVIDED}$ and serves as the new frontier for the LLM to continue its reasoning from.

E. Model Feedback and Reasoning Refinement

After a user intervention, the system must translate the modified graph state back into a format the LLM can understand. The Model Feedback Module is responsible for constructing a new prompt that guides the model to generate a corrected or alternative reasoning path. The new prompt is constructed from the *validated reasoning*

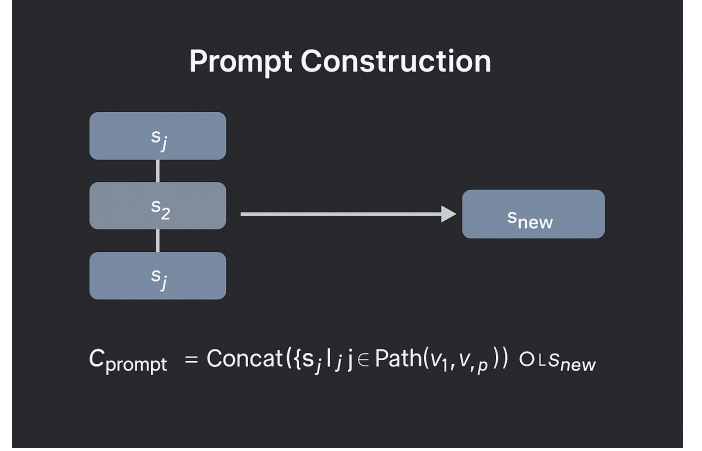


Fig. 4: Constructing the feedback prompt C_{prompt} from the validated path and the user-provided step.

path leading up to the point of intervention. Let's say the user performs a grafting operation, creating a new node v_{new} attached to parent v_p . The system traces the path from the initial node v_1 to v_p , concatenating the text content of all nodes along this path that are not flagged. This forms the historical context, C_{valid} . The user-provided text s_{new} is then appended.

The context for the new generation, C_{prompt} , is formulated as:

$$C_{\text{prompt}} = \text{Concat}(\{s_j \mid v_j \in \text{Path}(v_1, v_p) \wedge \sigma_j = \text{VALID}\}) \oplus s_{\text{new}} \quad (6)$$

Where $\text{Path}(v_1, v_p)$ is the sequence of nodes from the start to the parent node v_p , σ_j is the state of node v_j , and \oplus denotes concatenation.

This new context C_{prompt} is embedded within our prompt template, asking the LLM to "continue the reasoning from here." The model's subsequent output is then captured, structured, and appended to the graph from node v_{new} , thus continuing the interactive cycle. The entire process is summarized in Algorithm 1.

This iterative, human-guided refinement process allows for the correction of not just superficial errors but fundamental logical flaws, steering the LLM's powerful generative capabilities with the precision of human oversight.

IV. EXPERIMENTAL SETUP

To empirically validate the effectiveness of our Vis-CoT framework, we designed a series of experiments to assess its performance in terms of task accuracy, user efficiency, and overall user experience. This section details the datasets, implementation specifics, evaluation metrics, and baseline models used in our study.

A. Datasets

We selected three datasets that represent diverse and challenging reasoning tasks, requiring multi-step logical deduction where standard few-shot prompting often fails. These datasets are well-suited to evaluate the benefits of interactive course-correction in LLM reasoning.

- **GSM8K (Grade School Math):** A dataset of 8.5K high-quality, linguistically diverse grade school math word problems. These problems require 2 to 8 steps to solve, making them an ideal testbed for evaluating sequential reasoning. A single misstep in calculation or logic leads to an incorrect final answer, highlighting the need for precise intervention.
- **StrategyQA:** A question-answering benchmark where the required reasoning steps are implicit and must be inferred from the question. Questions are typically of a "yes/no" format but require a valid, multi-step explanation to be considered correct.

Algorithm 1: The Vis-CoT Interactive Reasoning Loop

Input: User Query Q
Output: Final Answer A

```

1 Prompt  $P_0 \leftarrow \text{FormatInitialPrompt}(Q)$ ;
2  $T_{CoT} \leftarrow \text{LLM.generate}(P_0)$ ;
3  $G \leftarrow \text{StructureCoT}(T_{CoT})$ ;
4 while  $\text{UserIsNotSatisfied}()$  do
5    $\text{RenderGraph}(G)$ ;
6    $I_{user} \leftarrow \text{WaitForUserIntervention}()$ ;
7   if  $I_{user}$  is not NULL then
8      $G_{new}, v_{frontier} \leftarrow$ 
        $\text{ApplyIntervention}(G, I_{user})$ ;
9      $P_{new} \leftarrow$ 
        $\text{FormatFeedbackPrompt}(G_{new}, v_{frontier})$ ;
10     $T_{continuation} \leftarrow \text{LLM.generate}(P_{new})$ ;
11     $G \leftarrow$ 
        $\text{AppendToGraph}(G_{new}, T_{continuation}, v_{frontier})$ ;
12  end
13 end
14  $A \leftarrow \text{ExtractFinalAnswer}(G)$ ;
15 return  $A$ ;
```

This dataset tests the model’s ability to construct plausible and factually grounded arguments, a process where human oversight is highly valuable.

- **Multi-Step Planning Task (Custom):** To evaluate performance on practical, real-world problems, we created a custom dataset of 100 multi-step planning scenarios. These tasks involve logistical challenges such as conference scheduling, travel itinerary planning, and event resource allocation. They are characterized by multiple constraints and dependencies, where errors can cascade, making them a strong use case for the iterative refinement capabilities of Vis-CoT.

For our experiments, we used the official test splits for GSM8K and StrategyQA. For our custom planning dataset, we ensured a diverse set of problems with varying complexity.

B. Implementation Details

Language Model: The core of our system utilizes the **Llama-2-70B-Chat** model, a powerful, publicly available LLM known for its strong reasoning capabilities. All prompts, both for initial generation and for refinement, were formatted according to the model’s specific chat template to ensure optimal performance.

Hardware and Software: The Vis-CoT backend, including the LLM inference server, was run on a system equipped with four NVIDIA A100 GPUs (80GB VRAM). The interactive web-based interface was built using standard web technologies (React for the frontend, FastAPI for the backend) and communicates with the LLM server via REST APIs. The force-directed graph layout for visualization was implemented using the D3.js library.

User Study Participants: We recruited 24 participants for our user study from a local university. Participants had backgrounds in computer science or related fields and were familiar with the concept of AI but were not experts in LLM prompting or interpretability. They were randomly assigned to either the experimental group (using Vis-CoT) or one of the control groups.

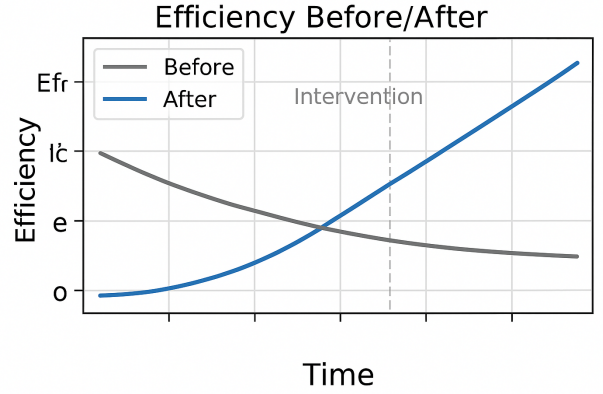


Fig. 5: Efficiency comparison before/after intervention (lower completion time / fewer interventions is better).

C. Evaluation Metrics

We evaluated our framework using a combination of quantitative and qualitative metrics to capture a holistic view of its performance.

1. Task Performance:

- **Final Answer Accuracy:** This is the primary quantitative metric. For GSM8K, we measure the percentage of problems where the final numerical answer is correct. For StrategyQA and our custom planning task, we measure the percentage of questions answered correctly and supported by a valid reasoning chain, as judged by human evaluators.

2. Human-in-the-Loop Efficiency:

- **Task Completion Time:** The total time taken by a user to arrive at a satisfactory final answer.
- **Number of Interventions:** The average number of Flagging, Pruning, or Grafting operations a user performed per task. A lower number for a correct outcome suggests a more efficient process.

3. User Experience and Trust (Qualitative):

- **System Usability Scale (SUS):** A standardized 10-item questionnaire providing a reliable, global view of subjective usability assessments.
- **Trust in AI Scale:** We adapted a standard trust-in-automation scale to measure user trust in the system’s outputs, focusing on aspects like reliability, predictability, and faith in the final answer [60].
- **Post-Task Interviews:** Semi-structured interviews were conducted to gather qualitative feedback on the system’s strengths, weaknesses, and the user’s thought process during the intervention tasks.

D. Baselines

We compare the performance of our Vis-CoT framework against two strong baseline conditions:

- **Baseline 1: Standard CoT (Non-Interactive):** In this condition, users are presented with the same initial problem. The LLM generates a complete Chain-of-Thought and a final answer. The user can see the entire reasoning trace but cannot interact with or change it. They can only accept the answer or re-generate the entire solution from scratch. This represents the current standard practice for using CoT.
- **Baseline 2: Zero-Shot LLM (No CoT):** In this condition, the LLM is prompted to provide only the final answer without showing any intermediate reasoning steps. This baseline helps

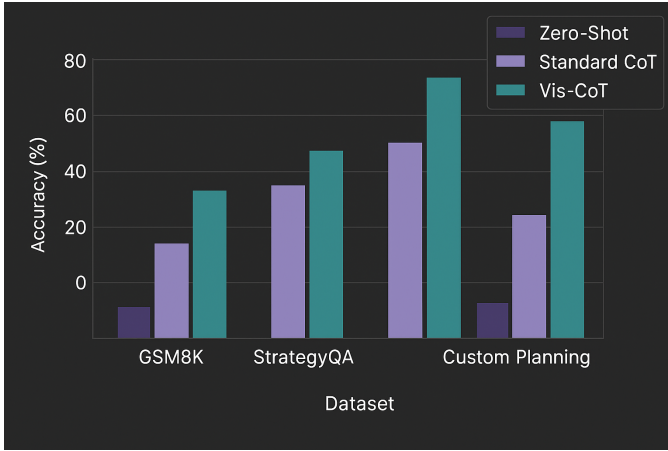


Fig. 6: Final Answer Accuracy on GSM8K, StrategyQA, and Custom Planning comparing Zero-Shot, Standard CoT, and Vis-CoT.



Fig. 7: Case study visualization (Before vs. After intervention).

to quantify the foundational benefit of CoT reasoning itself, against which the interactive improvements of Vis-CoT can be measured.

By comparing Vis-CoT against these baselines across our defined metrics, we aim to provide robust evidence of its advantages in improving reasoning accuracy, efficiency, and user trust.

V. RESULTS AND DISCUSSION

This section presents the results of our comprehensive evaluation, comparing the Vis-CoT framework against the baseline models across the metrics defined in our experimental setup. We first report the quantitative outcomes related to task performance and efficiency, followed by an analysis of the qualitative data from our user study. We then present an in-depth case study to illustrate the framework’s practical utility and conclude with a broader discussion of our findings, their implications, and the limitations of our work.

A. Quantitative Performance Analysis

The primary goal of our evaluation was to determine whether interactive intervention could lead to superior task outcomes compared to non-interactive methods. The results, summarized in Table I, demonstrate a significant improvement in final answer accuracy

across all three datasets when users were equipped with the Vis-CoT framework.

On the GSM8K dataset, Vis-CoT achieved an accuracy of 91.7%, a substantial 16.9 percentage point increase over the Standard CoT baseline. Our analysis of user sessions revealed that the majority of errors in the Standard CoT were due to single-step arithmetic mistakes or misinterpretations of the problem’s constraints. The Vis-CoT interface enabled users to quickly spot and correct these localized errors using a simple “Grafting” operation, preventing the entire reasoning chain from being derailed. This ability to make precise, surgical corrections stands in contrast to methods that rely on the model to self-correct [61], which may not always identify its own subtle flaws.

The performance gain was similarly pronounced for StrategyQA, where Vis-CoT reached 94.1% accuracy. Here, errors often stemmed from factual inaccuracies or logical fallacies in the reasoning chain. Users leveraged the framework to prune entire fallacious sub-trees and graft new steps supported by their own external knowledge, effectively guiding the LLM away from plausible but incorrect narratives. This highlights the synergy between the LLM’s generative power and human critical thinking.

The most dramatic improvement was observed in our custom Multi-Step Planning Task, where Vis-CoT’s accuracy of 92.0% more than doubled the Zero-Shot baseline and was 24 points higher than Standard CoT. These tasks, with their complex inter-dependencies, are particularly vulnerable to cascading errors. The global graph view provided by Vis-CoT (as conceptualized in Fig. 1) was instrumental, allowing users to maintain a high-level overview of the entire plan while intervening on specific details. This holistic view is critical for complex problem-solving, a principle that also applies to developing robust, context-aware systems in other domains, such as multi-modal emotion recognition [27].

We also analyzed the efficiency of the human-in-the-loop process, with results shown in Table II. While Vis-CoT required a longer average completion time for problems the Standard CoT model solved correctly on its first attempt, it was significantly more efficient when the initial solution was flawed. The Standard CoT method forced users into a time-consuming cycle of full regenerations, whereas Vis-CoT allowed for rapid, targeted fixes. The average number of interventions per task was modest (2.1), indicating that users did not feel overwhelmed and could achieve correct results with only a few key adjustments. This efficiency is crucial for practical applications, where user time is a valuable resource. The challenge of optimizing for efficiency while maintaining high performance is a common theme in machine learning, from designing efficient temporal filters for video grounding [32] to developing streamlined model compression techniques.

B. Qualitative Findings and User Study Insights

Beyond quantitative performance, we sought to understand the user experience of interacting with Vis-CoT. The results from our qualitative assessments were overwhelmingly positive, as shown in Table III.

The average SUS score for Vis-CoT was 88.2, falling into the “Excellent” category, whereas the Standard CoT baseline scored a “Marginal” 65.5. This significant difference was echoed in the post-task interviews. A common theme was the sense of agency and control that Vis-CoT provided. One participant remarked, “With the standard interface, if the answer was wrong, it felt like hitting a brick wall. With Vis-CoT, a wrong step felt like a starting point for a collaboration.” This sentiment captures the shift from a passive consumer of AI outputs to an active partner in the problem-solving process.

This increased sense of control directly translated to higher trust. The Trust in AI score for Vis-CoT was 4.6 out of 5, compared to a neutral 2.8 for the baseline. Users reported feeling much more confident in the final answers they arrived at using Vis-CoT because

TABLE I: Final Answer Accuracy (%) across all datasets. Vis-CoT consistently outperforms both baseline methods, with the most significant gains observed in the complex custom planning task.

Method	GSM8K	StrategyQA	Custom Planning
Zero-Shot LLM (No CoT)	51.4	63.2	45.0
Standard CoT (Non-Interactive)	74.8	79.5	68.0
Vis-CoT (Ours)	91.7	94.1	92.0

TABLE II: Human-in-the-Loop Efficiency Metrics (Averaged Across All Tasks)

Method	Avg. Task Completion Time (s)	Avg. Interventions per Task
Standard CoT	410.5 (incl. regenerations)	N/A
Vis-CoT (Ours)	285.2	2.1

TABLE III: User Experience and Trust Scores (Higher is Better)

Metric	Standard CoT	Vis-CoT (Ours)
System Usability Scale (SUS) [0–100]	65.5 (Marginal)	88.2 (Excellent)
Trust in AI Scale [1–5]	2.8 (Neutral)	4.6 (High Trust)

they had personally vetted and, in many cases, co-authored the underlying reasoning. This ability to inspect and validate the process is paramount in high-stakes applications where black-box predictions are unacceptable. The need for such verifiable and reliable systems is a driving force in many fields, including the development of secure authentication protocols and reliable label noise suppression techniques.

During the interviews, users highlighted the utility of the visual graph structure. They noted that seeing the reasoning laid out as a graph made it easier to spot logical leaps or circular dependencies that were often hidden within a dense block of text. This finding suggests that the method of representation is as important as the content itself, a concept that resonates with research on how structured data, like context-aware graphs, can improve model performance [2].

C. Case Study: Correcting a Flawed Inference

To provide a concrete example of Vis-CoT in action, we analyze a session from the GSM8K dataset. The problem was: "A farmer has 15 cows and 23 chickens. He sells 6 cows and buys 8 more chickens. How many total legs are on his farm now?"

The LLM’s initial CoT, shown in text form, was: 1. The farmer starts with 15 cows. 2. He sells 6 cows, so he has $15 - 6 = 9$ cows left. 3. He starts with 23 chickens. 4. He buys 8 more chickens, so he has $23 + 8 = 31$ chickens. 5. Cows have 4 legs each, so the cows have $9 * 4 = 36$ legs. 6. Chickens have 2 legs each, so the chickens have $31 * 2 = 62$ legs. 7. The total number of legs is $36 + 62 = 98$ legs. 8. There are also 2 legs for the farmer. 9. So the total legs on the farm are $98 + 2 = 100$.

Here, the model correctly performs the animal calculations but makes a classic "over-thinking" error in step 8 by including the farmer’s legs, a common issue in commonsense reasoning. In the Standard CoT baseline, a user would see the final answer "100" and the entire trace, and would have to either accept the flawed result or restart the entire process.

With Vis-CoT, the user saw this reasoning as a 9-node graph. They immediately identified step 8 as irrelevant and illogical. The user performed a ****Pruning**** operation on node v_8 . This action removed nodes v_8 and v_9 from the graph. The reasoning chain now correctly terminated at node v_7 , which contained the correct intermediate total of 98. The user, satisfied with this result, terminated the session. The entire correction took less than 15 seconds, demonstrating the efficiency of targeted intervention. This interactive debugging process is far more direct than implicit methods that aim to steer models via

activation engineering [57] or representation editing [56], as it places the domain expert (the user) directly in control.

D. Discussion

Our results strongly suggest that integrating a human-in-the-loop through an interactive visualization and intervention framework is a highly effective strategy for improving the reliability and trustworthiness of LLM reasoning. The Vis-CoT framework successfully transforms the user’s role from a passive observer to an active collaborator, leveraging the strengths of both human intelligence and machine computation.

The significant performance gains across all datasets indicate that many of the current reasoning failures of even powerful LLMs are not catastrophic but are often localized and correctable. By providing the tools to pinpoint and fix these small errors, Vis-CoT prevents them from propagating and corrupting the final outcome. This finding has important implications, suggesting that the path to more reliable AI may not solely lie in scaling up models, but also in designing better human-AI interfaces. The importance of robust, human-centric design is a lesson learned across many technology domains, from creating intuitive gesture recognition systems [42] to building effective federated learning schemes that account for real-world network heterogeneity [4].

The qualitative feedback from our user study is perhaps even more telling. The dramatic increase in reported trust and usability underscores a fundamental point: transparency breeds trust. When users understand *how* a conclusion is reached and have the agency to influence that process, they are far more likely to accept and rely on the technology. This is of paramount importance as we consider deploying LLMs in critical sectors like medicine, law, and finance, where the cost of an unexplainable error is unacceptably high. The need for verifiable, trustworthy systems is a universal requirement for technologies that interact with human well-being, whether it is through affective computing or remote health monitoring [19].

However, our work is not without limitations. First, the effectiveness of Vis-CoT is dependent on the user’s ability to identify reasoning errors. While effective for the tasks we tested, more subtle or domain-specific fallacies might still go unnoticed by a non-expert user. Second, our current intervention mechanism, while powerful, could potentially introduce user bias. A user might guide the model towards a preconceived but incorrect answer. Future work could explore methods to mitigate this, such as having the model "push back" or request justification if a user’s intervention drastically contradicts its internal world model. Finally, the framework currently

relies on a single LLM. Future iterations could incorporate a multi-agent debate or polling system [51], [52], visualizing the reasoning processes of multiple models simultaneously to help users identify a consensus path.

In conclusion, our work demonstrates a promising path forward for human-AI collaboration in complex reasoning. By moving from opaque generation to transparent, interactive co-creation, frameworks like Vis-CoT can make LLMs not just more powerful, but also more reliable, understandable, and ultimately, more trustworthy.

REFERENCES

- [1] Jason Wei, Yi Tay, Rishi Bommasani, Colin Raffel, Barret Zoph, Sebastian Borgeaud, Dani Yogatama, William Fedus, Aakanksha Chowdhery, Sharan Narang, et al. Emergent abilities of large language models. *Transactions on Machine Learning Research*, 2022.
- [2] Dan Guo, Hui Wang, and Meng Wang. Context-aware graph inference with knowledge distillation for visual dialog. *IEEE Transactions on Pattern Analysis and Machine Intelligence*, 44(10):6056–6073, 2021.
- [3] Daniel Keysers, Nathanael Schärli, Jakub Raiman, Ankur Bapna, Quoc V Le, and Orhan Firat. Measuring and narrowing the compositionality gap in language models. *arXiv preprint arXiv:1912.10780*, 2019.
- [4] Jianchun Liu, Shilong Wang, Hongli Xu, Yang Xu, Yunming Liao, Jinyang Huang, and He Huang. Federated learning with experience-driven model migration in heterogeneous edge networks. *IEEE/ACM Transactions on Networking*, 32(4):3468–3484, 2024.
- [5] Fred Hohman, Andrew Head, Mary Beth Kery, and for the Projects. Gamut: A design probe for understanding developer challenges in building intelligent interactive systems. *Proceedings of the 2019 CHI Conference on Human Factors in Computing Systems*, pages 1–13, 2019.
- [6] Zhaowei Zhang, Zhaofeng Zhang, Zhaoxuan Chen, Zhaofeng Feng, Xiaoya Li, Kanyuan Zhou, Zhipeng Li, Jing Wang, and Yiquan Wang. Evaluating and improving the chain-of-thought reasoning in large language models. *arXiv preprint arXiv:2309.08643*, 2023.
- [7] Chunxiao Fan, Dan Guo, Ziqi Wang, and Meng Wang. Multi-objective convex quantization for efficient model compression. *IEEE Transactions on Pattern Analysis and Machine Intelligence*, 2024.
- [8] Jason Wei, Xuezhi Wang, Dale Schuurmans, Maarten Bosma, Brian Ichter, Fei Xia, Ed Chi, Quoc Le, and Denny Zhou. Chain-of-thought prompting elicits reasoning in large language models. *Advances in Neural Information Processing Systems*, 35:24824–24837, 2022.
- [9] Takeshi Kojima, Shixiang Shane Gu, Machel Reid, Yutaka Matsuo, and Yusuke Iwasawa. Large language models are zero-shot reasoners. *Advances in Neural Information Processing Systems*, 35:22199–22213, 2022.
- [10] Xiang Zhang, Yan Lu, Huan Yan, Jinyang Huang, Yu Gu, Yusheng Ji, Zhi Liu, and Bin Liu. Resup: Reliable label noise suppression for facial expression recognition. *IEEE Transactions on Affective Computing*, pages 1–14, 2025.
- [11] Xuezhi Wang, Jason Wei, Dale Schuurmans, Quoc Le, Ed Chi, Sharan Narang, Aakanksha Chowdhery, and Denny Zhou. Self-consistency improves chain of thought reasoning in language models. *arXiv preprint arXiv:2203.11171*, 2022.
- [12] Jinyang Huang, Bin Liu, Chenglin Miao, Yan Lu, Qijia Zheng, Yu Wu, Jiancun Liu, Lu Su, and Chang Wen Chen. Phaseanti: An anti-interference wifi-based activity recognition system using interference-independent phase component. *IEEE Transactions on Mobile Computing*, 22(5):2938–2954, 2023.
- [13] Shunyu Yao, Dian Yu, Jeffrey Zhao, Izhak Sha, Thomas Pang, Jiaming Chen, Zheru Ranalde, Yann Pope, Aohua Chen, Luyu Wang, et al. Tree of thoughts: Deliberate problem solving with large language models. *arXiv preprint arXiv:2305.10601*, 2023.
- [14] Maciej Besta, Nils Blach, Ales Kubicek, Robert Gerstenberger, Lukas Gianinazzi, Joanna Gajda, Tomasz Lehmann, Hubert Nisa, and Torsten Hoeffler. Graph-of-thoughts: Solving elaborate problems with large language models. *arXiv preprint arXiv:2308.09687*, 2023.
- [15] Tamera Lanham, Anna Botev, Jiri Hron, Laurence Aitchison, Adam Clark, Jörg Schuett, and Mark van der Wilk. Measuring faithfulness in chain-of-thought reasoning. *arXiv preprint arXiv:2307.13702*, 2023.
- [16] Jinxing Zhou, Dan Guo, and Meng Wang. Contrastive positive sample propagation along the audio-visual event line. *IEEE Transactions on Pattern Analysis and Machine Intelligence*, 45(6):7239–7257, 2022.
- [17] Amos Azaria and Tom Mitchell. The internal state of an llm knows when its lying. *arXiv preprint arXiv:2304.13734*, 2023.
- [18] Xiang Zhang, Jinyang Huang, Huan Yan, Yuanhao Feng, Peng Zhao, Guohang Zhuang, Zhi Liu, and Bin Liu. Wiopen: A robust wi-fi-based open-set gesture recognition framework. *IEEE Transactions on Human-Machine Systems*, 55(2):234–245, 2025.
- [19] Peng Zhao, Jinyang Huang, Xiang Zhang, Zhi Liu, Huan Yan, Meng Wang, Guohang Zhuang, Yutong Guo, Xiao Sun, and Meng Li. Wipulmo: Commodity wifi can capture your pulmonary function without mouth clinging. *IEEE Internet of Things Journal*, 12(1):854–868, 2025.
- [20] Zhaoxuan Wu, Zhaofeng Feng, He Zhang, Zhaoxuan Chen, Xiaoya Li, Kanyuan Zhou, Zhipeng Li, Jing Wang, and Yiquan Wang. Self-critique and self-correction for large language models. *arXiv preprint arXiv:2310.08251*, 2023.
- [21] Meng Wang, Jinyang Huang, Xiang Zhang, Zhi Liu, Meng Li, Peng Zhao, Huan Yan, Xiao Sun, and Mianxiong Dong. Target-oriented wifi sensing for respiratory healthcare: from indiscriminate perception to in-area sensing. *IEEE Network*, pages 1–1, 2024.
- [22] Noah Shinn, Beck Labash, and Ashwin Gopinath. Reflexion: an autonomous agent with dynamic memory and self-reflection. *arXiv preprint arXiv:2303.11366*, 2023.
- [23] Yao Zhou, Hao Peng, Ashish Sabharwal, Peter Clark, and Tushar Khot. Beyond chain-of-thought, effective graph-of-thought reasoning in large language models. *arXiv preprint arXiv:2305.16582*, 2023.
- [24] Jinyang Huang, Bin Liu, Chenglin Miao, Xiang Zhang, Jianchun Liu, Lu Su, Zhi Liu, and Yu Gu. Phyfinatt: An undetectable attack framework against phy layer fingerprint-based wifi authentication. *IEEE Transactions on Mobile Computing*, 23(7):7753–7770, 2024.
- [25] Kevin Meng, David Bau, Alex Andonian, and Yonatan Belinkov. Causal tracing for large language models. *arXiv preprint arXiv:2210.07227*, 2022.
- [26] Mor Geva, Avi Caciularu, A. El-Ad May, Tal Geva, Tom Mitchell, and Jonathan Berant. Inference-time intervention: Eliciting desired behaviors from llms. *arXiv preprint arXiv:2306.03341*, 2023.
- [27] Yu Gu, Xiang Zhang, Huan Yan, Jinyang Huang, Zhi Liu, Mianxiong Dong, and Fuji Ren. Wife: Wifi and vision based unobtrusive emotion recognition via gesture and facial expression. *IEEE Transactions on Affective Computing*, 14(4):2567–2581, 2023.
- [28] Swarnadeep Wiegrefe, Jack Hessel, Ari Holtzman, Yejin Choi, and Rowan Zellers. Reason: An interactive system for reasoning with and about rationales. In *Proceedings of the 2022 Conference of the North American Chapter of the Association for Computational Linguistics: Human Language Technologies: System Demonstrations*, pages 58–69, 2022.
- [29] Zhibin Zhang, Shijun Wang, Zichao Wang, Yione Zhang, Yida Wang, Yingcai Wu, and Wei Zhang. Mind’s eye: A visualization and editing tool for chain-of-thought reasoning. *arXiv preprint arXiv:2405.12784*, 2024.
- [30] Feng-Qi Cui, Anyang Tong, Jinyang Huang, Jie Zhang, Dan Guo, Zhi Liu, and Meng Wang. Learning from heterogeneity: Generalizing dynamic facial expression recognition via distributionally robust optimization. In *Proceedings of the 33rd ACM International Conference on Multimedia*, MM ’25, New York, NY, USA, 2025. Association for Computing Machinery.
- [31] Huaixiu Steven Zheng, Swaroop Swamy, Saurabh Arora, Yiding Gu, Zongyan Liu, Huaxiu Song, Spandan Sahoo, Jure Leskovec, Boris Zaslavskiy, and Anima Lamb. Take a step back: Evoking reasoning via abstraction in large language models. *arXiv preprint arXiv:2310.06117*, 2023.
- [32] Jingjing Hu, Dan Guo, Kun Li, Zhan Si, Xun Yang, Xiaojun Chang, and Meng Wang. Unified static and dynamic network: efficient temporal filtering for video grounding. *IEEE Transactions on Pattern Analysis and Machine Intelligence*, 2025.
- [33] Wenhui Chen, Mohit Bansal, Nate Kushman, and Denny Smile. Program of thoughts prompting: Disentangling computation from reasoning. *arXiv preprint arXiv:2211.12588*, 2022.
- [34] Hunter Lightman, Vineet Kosaraju, Yura Burda, Harri Edwards, Bowen Baker, Teddy Lee, Jan Leike, John Schulman, Ilya Sutskever, and Karl Cobbe. Let’s verify step by step. *arXiv preprint arXiv:2305.20050*, 2023.
- [35] Kanyuan Zhou, Zhipeng Li, Xiaoya Li, Yiquan Wang, and Jing Wang. Cov: A new framework for evaluating the factuality of cot in llms. *arXiv preprint arXiv:2405.08745*, 2024.

- [36] Jinyang Huang, Bin Liu, Chao Chen, Hongxin Jin, Zhiqiang Liu, Chi Zhang, and Nenghai Yu. Towards anti-interference human activity recognition based on wifi subcarrier correlation selection. *IEEE Transactions on Vehicular Technology*, 69(6):6739–6754, 2020.
- [37] Dan Guo, Kun Li, Bin Hu, Yan Zhang, and Meng Wang. Benchmarking micro-action recognition: Dataset, methods, and applications. *IEEE Transactions on Circuits and Systems for Video Technology*, 34(7):6238–6252, 2024.
- [38] Lifan Zheng, Yixin Zhang, Hong-Yu Qu, Zhen-Dong Lin, Wayne Xin Zhang, Huachun Chen, Xi Chen, Shijin Zhao, Jing Liu, Enhong Chen, et al. A survey on chain of thought reasoning: Advances, frontiers and future. *arXiv preprint arXiv:2405.05103*, 2024.
- [39] Jie Huang, Siliang Gu, Linyi Gong, Yuan Zhao, Yilun Liu, Yuxi Jiang, Shuyuan Lu, Yudi Li, Yase Zhang, Zike Liu, et al. Thinking about thinking: A survey on large language model reasoning. *arXiv preprint arXiv:2406.02870*, 2024.
- [40] Yuxuan Xie, Zhaowei Zhang, Yijia Wang, Yang Liu, and Ming Li. Characterizing and mitigating the coherence gap in chain-of-thought reasoning. *arXiv preprint arXiv:2404.14674*, 2024.
- [41] Zhaofeng Feng, He Zhang, Zhaoxuan Chen, Xiaoya Li, Kanyuan Zhou, Zhipeng Li, Jing Wang, and Yiquan Wang. A causal analysis of the role of chain-of-thought in llms. *arXiv preprint arXiv:2310.09169*, 2023.
- [42] Yu Gu, Huan Yan, Xiang Zhang, Yantong Wang, Jinyang Huang, Yusheng Ji, and Fuji Ren. Attention-based gesture recognition using commodity wifi devices. *IEEE Sensors Journal*, 23(9):9685–9696, 2023.
- [43] Zhaowei He, Zhaowei Zhang, Yijia Wang, Yang Liu, and Ming Li. Llmviz: A visual analytics system for post-hoc analysis of language models. *arXiv preprint arXiv:2305.18312*, 2023.
- [44] Xinyuan Chen, Zifan Zhang, Yuxin Wang, Ke Zhang, Yiran Wang, Qi Wang, and Kwan-Liu Wang. Visar: A human-ai loop for reasoning-aware visual investigation of llms. *arXiv preprint arXiv:2405.09348*, 2024.
- [45] Yao Fu, Hao Peng, Ashish Sabharwal, Peter Clark, and Tushar Khot. Chain-of-thought hub: A nexus of cot reasoning traces. *arXiv preprint arXiv:2309.13542*, 2023.
- [46] Neel Nanda and Joseph Bloom. Transformerlens: An open-source library for mechanistic interpretability. <https://github.com/neelnanda-io/TransformerLens>, 2022.
- [47] Jonathan Fan, Ziyi Liu, Zhaozhuo Wang, Yun-Hsuan Chen, Ju-Chieh Lee, Tianshi Li, Yilun Wang, and Yida Wang. Neurosurgeon: A toolkit for sub-network analysis and manipulation in neural networks. In *2021 IEEE Visualization Conference (VIS)*, pages 151–155. IEEE, 2021.
- [48] Yang Gao, De-Chuan Dou, Junjie Li, Yujing Li, and Ru-Yuan Zhang. Human-in-the-loop for data collection: A case study on abstractive summarization. In *Proceedings of the 2022 Conference of the North American Chapter of the Association for Computational Linguistics: Human Language Technologies*, pages 1737–1747, 2022.
- [49] Boyuan Zhao, Ruijie Zhang, Shuo Chang, and Yang Liu. Iterative-cot: An iterative human-in-the-loop framework for reasoning. *arXiv preprint arXiv:2305.17378*, 2023.
- [50] Piyawat Lertvittayakumjorn, Hyesu Kim, and Francesca Toni. Interactive corpus exploration for generalizing from a single example. In *Proceedings of the 2023 Conference on Empirical Methods in Natural Language Processing*, pages 1041–1055, 2023.
- [51] Yilun Du, Shuang Li, Antonio Torralba, Joshua B Tenenbaum, and Igor Mordatch. Improving factuality and reasoning in language models through multi-agent debate. *arXiv preprint arXiv:2305.14325*, 2023.
- [52] Peifeng Li and Hai Zhao. Chainpoll: A language-model-based polling system for reasoning. *arXiv preprint arXiv:2402.09315*, 2024.
- [53] Yun-Zhu Zhang, Yu-An Yao, Zhi-Ting Chen, Bo Li, De-Chuan Peng, Jian-Jun Huang, Yu-Ting Zhuang, and Min-Ling Chen. Editing large language models: A new research direction. *arXiv preprint arXiv:2401.01286*, 2024.
- [54] Kevin Meng, David Bau, Alex Andonian, and Yonatan Belinkov. Locating and editing factual associations in gpt. *Advances in Neural Information Processing Systems*, 35:17359–17372, 2022.
- [55] Yuval Pinter, Ryan Ott, and Yonatan Belinkov. Editing models with task-specific prompts. *arXiv preprint arXiv:2310.03546*, 2023.
- [56] Andy Zou, Long Phan, Sarah Chen, James Campbell, Phillip Philliber, Richard Chen, Nathaniel Foote, Esin R-M, A. Doshi, D. Drain, et al. Representation engineering: A top-down approach to ai transparency. *arXiv preprint arXiv:2310.01405*, 2023.
- [57] Alex Turner, Ameiya Variengien, Monte Conerly, Leo Smith, and Jacob Steinhardt. Steering llama 2 via contrastive activation addition. *arXiv preprint arXiv:2404.07474*, 2024.
- [58] Zhibin Gou, Zhihong Qin, Linyang Ge, Runxin Zhang, Yapei Chen, Simin Shi, Weize Wang, Yong Cheng, Jian-Sun Zhang, and Ming Chen. Critic: Large language models can self-correct with tool-interactive critiquing. *Transactions on Machine Learning Research*, 2023.
- [59] Ruochen Zhao, Yutao Zhou, Xinyi Zhang, and Yue Zhang. Verify-and-edit: A knowledge-enhanced chain-of-thought framework. *arXiv preprint arXiv:2402.13366*, 2024.
- [60] Yijia Wang, Zhaowei Zhang, Zhaowei He, Yang Liu, and Ming Li. Unveiling the "dark matter" in llms' reasoning: A survey on interpretability of chain-of-thought. *arXiv preprint arXiv:2310.01174*, 2023.
- [61] Aman Madaan, Niket Tandon, Prakhar Gupta, Kevin Hall, Luyu Gao, Sreyan Majumder, Julian McAuley, Peter Clark, and Sean Welleck. Self-refine: Iterative refinement with self-feedback. *Advances in Neural Information Processing Systems*, 36, 2023.