

Mitigating Catastrophic Forgetting in Continual Learning through Model Growth

Ege Sualp
 Department of Statistics
 Ludwig-Maximilian University
 Munich, Germany
 e.sualp@campus.lmu.de

Mina Rezaei
 Department of Statistics
 Ludwig-Maximilian University
 Munich, Germany
 mina.rezaei@stat.uni-muenchen.de

Abstract—Catastrophic forgetting is a significant challenge in continual learning, in which a model loses prior knowledge when it is fine-tuned on new tasks. This problem is particularly critical for large language models (LLMs) undergoing continual learning, as retaining performance across diverse domains is important for their general utility. In this paper, we explore model growth, a promising strategy that leverages smaller models to expedite and structure the training of larger ones for mitigating the catastrophic forgetting problem. Although growth-based pretraining, particularly via transformer stacking, has shown promise in accelerating convergence, its impact on forgetting remains under-explored. Therefore, we evaluate whether growth-based models can retain previously learned capabilities more effectively across a sequence of fine-tuning tasks involving domain knowledge, reasoning, reading comprehension, and bias. Our findings show that both models—one trained with growth (StackLLM) and one without (LLM)—exhibit improvements in domain knowledge. However, reasoning and reading comprehension degrade over time, indicating signs of catastrophic forgetting. StackLLM consistently shows less degradation, especially in reading comprehension, suggesting enhanced retention capabilities. Interestingly, in bias evaluation, the baseline LLM becomes progressively more neutral with continued fine-tuning, while StackLLM maintains a steady bias ratio around 60–61%. These results indicate that growth-based pretraining may deliver modest improvements in resisting catastrophic forgetting, though trade-offs remain in handling social biases.

I. INTRODUCTION

Although Large Language Models (LLMs) have demonstrated emergent capabilities at a variety of tasks, their effectiveness depends on the scale they have been pre-trained and how they are fine-tuned to adapt specific knowledge [6]. The former brings a significant cost in terms of energy consumption, which leads a non-negligible environmental impact [2]. On the other hand, the latter introduces several challenges in inference, particularly in keeping previously acquired knowledge while adjusting to new tasks [12].

Due to high computational cost, effectively training larger LLMs becomes a critical research subject. Model growth strategies, which uses smaller models that have already been trained as a basis for larger ones, is providing a systematic approach to train models with reducing the computational overhead and time. Among these methods, stacking-based growth in which models are enlarged by stacking transformers,

has drawn interest with significantly accelerated training and sustained performance [2].

As it initializes the parameters better using previous knowledge from smaller model and has relatively higher accuracy in benchmarks, it is reasonable to wonder whether stacked architectures could also mitigate catastrophic forgetting (CF) in continual fine-tuning scenarios. By assessing whether stacked LLMs alleviate CF more effectively than naïve decoder-based models, this work aims to close the gap between these two research streams. In particular, we examine whether knowledge retention in LLMs during continuous instruction tweaking is enhanced by stacking-based model growth strategies.

II. RELATED WORK

a) Model Growth for Efficient LLM Pre-Training.: Du et al. [2024] categorized existing model growth methods into four fundamental operators and tested them within a standardized pre-training setup. These operators have been applied both depth-wise (intra-layer or stacking layers basically) and width-wise (layer-wise). While the latter has not offered any improvement, almost all depthwise operators outperform the baseline in terms of training speed and evaluation benchmarks. Among them, G_{stack} stands out as it significantly reduces loss and improves performance across eight well-known NLP benchmarks.

Motivated by these insights, they conducted further experiment around depth-wise stacking method. Their findings proved that G_{stack} scales well, exhibiting robust performance even when pre-trained on 750 billion tokens and models with up to 7 billion parameters. Comparing 7B LLMs, G_{stack} model achieved same level of loss and accuracy with only 194 billion tokens whereas a traditionally trained model needed 300 billion tokens to get this level.

Partial stacking has been also investigated and it has been demonstrated that stacking all layers leads to the best result. This is followed by stacking with middle layers, which have also achieved a decent performance.¹

b) Catastrophic Forgetting in Large Language Models During Continual Fine-tuning.: One common challenge in LLMs undergoing continuous instruction tuning is catastrophic

¹More details and models can be found at <https://llm-stacking.github.io/>

forgetting, as highlighted in recent literature. Luo et al. [2025] demonstrated that forgetting worsens as model size grows, based on experimenting continual learning with decoder-only LLMs whose parameters ranging from 1B to 7B. Models are continuously fine-tuned on five selected tasks (from Scialom et al.), and their general/basic knowledge are evaluated in between tasks with various evaluation benchmarks, which is also categorized into four sets: Domain Knowledge, Reasoning, Reading Comprehension and Bias.

Their study proved that decoder-only architectures, such as BLOOMZ, retain more prior knowledge compared to encoder-decoder models like mT0. Additionally, ALPACA-7B demonstrates a superior ability against CF as it maintaining better performance on evaluation tasks than to its non-instruction-tuned counterpart LLaMA-7B. Therefore, it is revealed that general instruction tuning might be a useful tactic to mitigate CF in LLMs, enhancing their long-term flexibility and memory retention.

III. METHOD

A. Tasks

In order to investigate the impact of model growth against catastrophic forgetting issue in continual learning, we adopted a similar methodology to Luo et al. [2025]., using the Stack LLM model with 7B parameters trained by Du et al. [2024]. Formally, the model is sequentially trained on single-task denoted as $T = T^m, m = 1, 2, \dots, N$ with different contexts. During each task, only the task related data $D^m = (x_i^m, y_i^m)$ is used and we don't apply any rehearsal method. Given the specific dataset, x_i^m is the combined input and output texts and y_i^m is the padded output text. The initial model M_0 is representing the pre-trained only LLM, which is then sequentially fine tuned on $Simp \rightarrow Emdg \rightarrow InqQG$ as listed in Table I. The formatted datasets, which include specific instruction prompts for each task, were prepared by Scialom et al. [2022] and publicly available². For InqQG, we have limited dataset size to 100,000 to avoid computational overhead.

We first examine the impact of a general prompt template introduced at the beginning of the data (also known as ALPACA prompt) for text simplification. We test both the presence and absence of a structured prompt and find that incorporating one enhances the SARI score and overall model performance, using Stack LLM 3B. It is therefore decided to fine-tune the continual tasks with a general prompt. For the details about prompting, please refer to Appendix C.

Then, to assess whether the new model $M_i, i \in [1, 2, 3]$ exhibits catastrophic forgetting, we evaluate its general knowledge using the evaluation tasks as reproducing the same method as Luo et al. These tasks are categorized under³:

- **Domain Knowledge:** MMLU tasks - *STEM, Social Sciences, Humanities, Others*

²Formatted datasets can be found at https://github.com/ThomasScialom/T0_continual_learning

³See Luo et al. [2025] sect. 3.2

- **Reasoning:** BoolQ, PIQA, Winogrande, HellaSwag, MathQA, Mutual
- **Reading Comprehension:** RACE-high
- **Bias:** English CrowsPairs tasks - *Sexual Orientation, Physical Appearance, Religion, Nationality, Race/Color, Gender, Socioeconomic, Disability, Age*

and evaluated using `lm-evaluation-harness` (Gao et al. [2024]).

B. Metrics

In evaluating text generation tasks such as text simplification, empathetic dialogue generation, and inquisitive question generation, researchers rely on established natural language generation (NLG) metrics to assess fluency, relevance, and accuracy.

BLEU, a widely used metric, measures n-gram overlap between generated and reference texts, making it particularly effective for tasks like text simplification and headline generation [10]. **SARI**, designed specifically for text simplification, goes further by evaluating how well a model simplifies content—measuring its ability to remove complex words, introduce simpler alternatives, and retain essential information from the original text [14]. **ROUGE**, initially developed for summarization, is also useful in headline generation as it quantifies word and phrase overlap between model outputs and human-written references [7]. **BERTScore**, in contrast, takes a semantic approach by leveraging contextual word embeddings to measure meaning similarity rather than exact lexical matches. This makes it especially valuable for open-ended tasks such as explanation generation and empathetic dialogue, where conveying meaning is more important than precise wording [16].

For the evaluation tasks, we adopt the Forgetting Metric FG from Luo et al. [2025], which is defined as:

$$FG_i = \frac{1}{|E_i|} \sum_{e \in E_i} \frac{1}{N} \sum_{m=1}^N \frac{R_o^e - R_m^e}{R_o^e} \times 100 \quad (1)$$

where:

- E_i is the set of evaluation tasks within category i , where: $i \in \{\text{Domain Knowledge, Reasoning, Reading Comprehension, Bias}\}$
- R_o^e is the model's initial performance on task e before continual fine-tuning.
- R_m^e is the performance on task e after learning task m .
- N is the total number of fine-tuning steps.

A higher FG value indicates greater forgetting, whereas a value close to zero suggests minimal loss of prior knowledge. In some cases, negative values may appear, indicating that the model has not only retained information but has also improved on certain tasks instead of forgetting them.

C. Models

In this study, we examine two models introduced by Du et al. [2024], each containing 7 billion parameters and pre-

TABLE I
CONTINUAL LEARNING TASKS (EACH MODEL IS TRAINED ON TOP OF PREVIOUS ONE)

Model	Task Name	Description	Train Size	Test Size
M_1	Text Simplification (Simp)	Using paired sentences from Wikipedia and Simple Wikipedia, the goal is rewriting given text using simpler language (Jiang et al. [2020])	100,000	4,000
M_2	Empathetic Dialogue Generation (Emdg)	Using the Empathetic Dialogue data, the task is to produce a response to a conversational context based on emotional scenarios (Rashkin et al. [2019])	58,770	8,396
M_3	Inquisitive Question Generation (InqQG)	Using the ELI5 dataset (Fan et al. [2019]), the target is to generate a question given a long-form answer	119,717	1,681

trained on a dataset of approximately 300 billion tokens. Below, we outline their key specifications in detail.

a) Stack LLM: (Du et al., 2023) is a decoder-only model, based on TinyLlama [15], pretrained over Slimpajama-627B [13]. As mentioned in Section II, the model is trained adopting layer-wise stacking approach. Initially, small model is trained having a quarter of the target depth (growth factor $g = 4$), using 10 billion tokens ($d = 10B$). Then, the layers of the small model are stacked and training continues over 300 billion tokens.⁴

b) LLM: (Du et al., 2023) is the counterpart of Stack-LLM, representing the LLM trained from scratch without any growth methods. Architecture and dataset details are all same with the Stacked one and training continued again over 300 billions tokens.⁵

Motivated by prior literature showing that employing a standardized, generic instruction prefix across all training examples improves consistency, interpretability, and task adherence in large language models [1], we adopted the following universal preamble for all training samples:

"Below is an instruction that describes a task, paired with an input that provides further context. Write a response that appropriately completes the request. [INSTRUCTION] ###Response:"

For implementation details and model diagnosis, please refer to Appendix VII-A.

IV. EXPERIMENTAL RESULTS

In the following sections, we compare the models based on their training loss trajectories for each task and their benchmark evaluations after fine-tuning, highlighting the issue of catastrophic forgetting. Our observations of overfitting—likely due to using a constant learning rate without a warmup phase in reproducing the original study—led us to introduce regularization techniques in the third task, InqQG. To avoid redundancy, we focus our analysis on the training and inference results for Simp and InqQG.

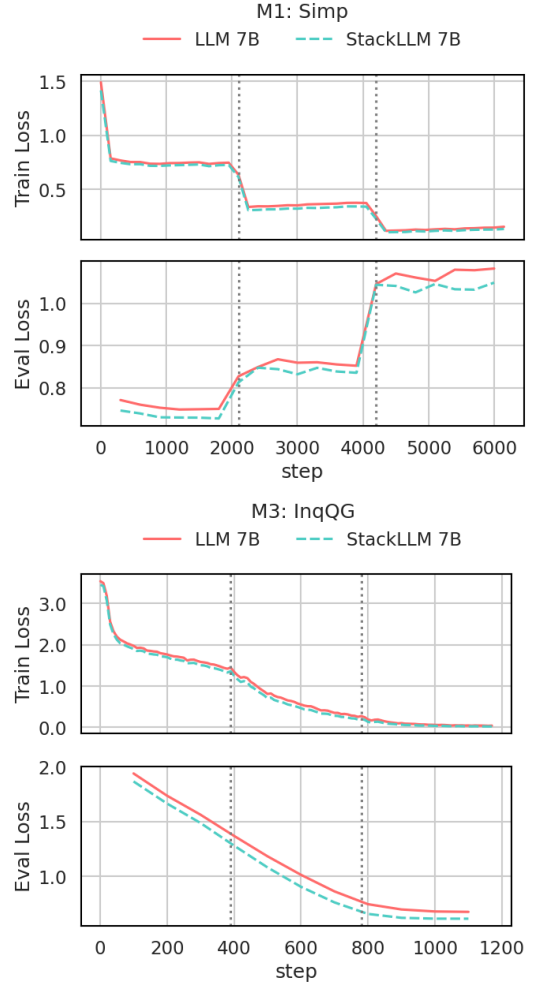


Fig. 1. Training and validation loss during fine-tuning for **Simp** (top) and **InqQG** (bottom). Dotted lines represent epoch borders.

⁴https://huggingface.co/llm-stacking/StackLLM_7B_300BToken

⁵https://huggingface.co/llm-stacking/LLM_7B_300BToken

TABLE II
EVALUATION METRICS FOR SIMP

Model	BLEU	ROUGE-1	ROUGE-2	ROUGE-L	SARI
LLM M0	0.04	0.14	0.09	0.14	38.46
LLM M1 (E3)	0.24	0.45	0.28	0.40	39.94
StackLLM M0	0.05	0.22	0.14	0.21	41.93
StackLLM M1 (E1)	0.25	0.47	0.31	0.43	41.16
StackLLM M1 (E2)	0.29	0.49	0.33	0.45	42.27
StackLLM M1 (E3)	0.27	0.47	0.30	0.42	40.77

Note: E denotes the epoch checkpoint used for inference.

TABLE III
EVALUATION METRICS FOR INQGG

Model	ROUGE-1	ROUGE-2	ROUGE-L	BERTScore F1
LLM M0	0.10	0.01	0.08	0.70
LLM M3 (E2)	0.15	0.03	0.13	0.74
LLM M3 (E3)	0.14	0.03	0.12	0.74
StackLLM M0	0.10	0.01	0.08	0.69
StackLLM M3 (E2)	0.17	0.04	0.15	0.76
StackLLM M3 (E3)	0.16	0.03	0.15	0.75

Note: E denotes the epoch checkpoint used for inference.

A. Fine-tuning Performance

To analyze the evolution of fine-tuning performance, we examined how training loss and evaluation metrics progressed across two models. Interestingly, we observed a **staircase pattern** in the training loss, marked by sharp drops at the beginning of each epoch, followed by an increase in validation loss (see Figure 1). While rising evaluation loss is often linked to over-fitting, we opted to use the model from the end of the third epoch to ensure comparability with prior work by Luo et al.

For the **Inquisitive Question Generation task** (M_3), we explored several strategies to optimize performance. Specifically, we introduced a *cosine learning rate scheduler*, *warm-up steps* (8.5%), and *weight decay* (0.01). In particular, the Stack model showed a 7% lower evaluation loss by the end of the first epoch and a 10.2% lower evaluation loss by the third epoch (see Figure 1). These results suggest that StackLLM benefits from a more structured fine-tuning approach.

Across nearly all tasks, StackLLM consistently achieved lower training and evaluation losses. Considering that the Stack model demonstrated superior pre-training performance and that both models were trained on up to 300 billion tokens, these differences (e.g., 2.7% lower training loss and 3.1% lower evaluation loss during the first epoch of the Simp task) are expected and relatively minor. The results are promising, indicating that fine-tuning performance is comparable (or even better), despite the Stack model’s lower pre-training costs.

B. Inference

Due to overfitting observed in the first two tasks (Simp and Empd), the inference results did not demonstrate significant enhancements in SARI and BERTScore, respectively. Consequently, unlike previous studies, we also analyzed other metrics, such as BLEU and ROUGE.

Regarding the results [Table II], fine-tuning leads to notable improvements in BLEU and ROUGE scores, suggesting that the outputs more closely resemble the reference texts in terms of lexical overlap. LLM’s BLEU score rises from 0.04 to 0.24, while ROUGE-1 increases from 0.14 to 0.45 after fine-tuning (considering end of the third epoch). StackLLM follows a similar trend with higher BLEU and ROUGE values. However, SARI scores—which specifically assess text simplification by evaluating addition, deletion, and retention—remain relatively stable. The LLM’s SARI score only slightly increases from 38.46 to 39.94, and the Stack model fluctuates within the 41–42 range across epochs. This suggests that while fine-tuning enhances surface-level similarity (as reflected by BLEU and ROUGE), it does not necessarily lead to better simplification quality based on SARI. It is also noteworthy to mention that, StackLLM performs slightly better than LLM in both initial and fine-tuned models.

Notably, a regularized fine-tune exhibits more robust process leading to inference results that better align with contextual relevance. LLM M3 achieves a Bert Score of 0.74 which is 5.7% higher than the initial model. The performance is even better in StackLLM M3, which shifted Bert Score from 0.69 to 0.76 with a 10.1% increase [III]. This significant increase in BERTScore F1 suggests that the training process for these models is healthier and less prone to overfitting, resulting in outputs that better align with contextual relevance. Yet, there is not an observable learning improvement between second and third epochs.

C. Evaluations and Forgetting

In this section, we examine how evaluation metrics vary as the model is continuously fine-tuned with new continual learning tasks. Notably, the bias metric is interpreted uniquely: higher values indicate greater bias, which corre-

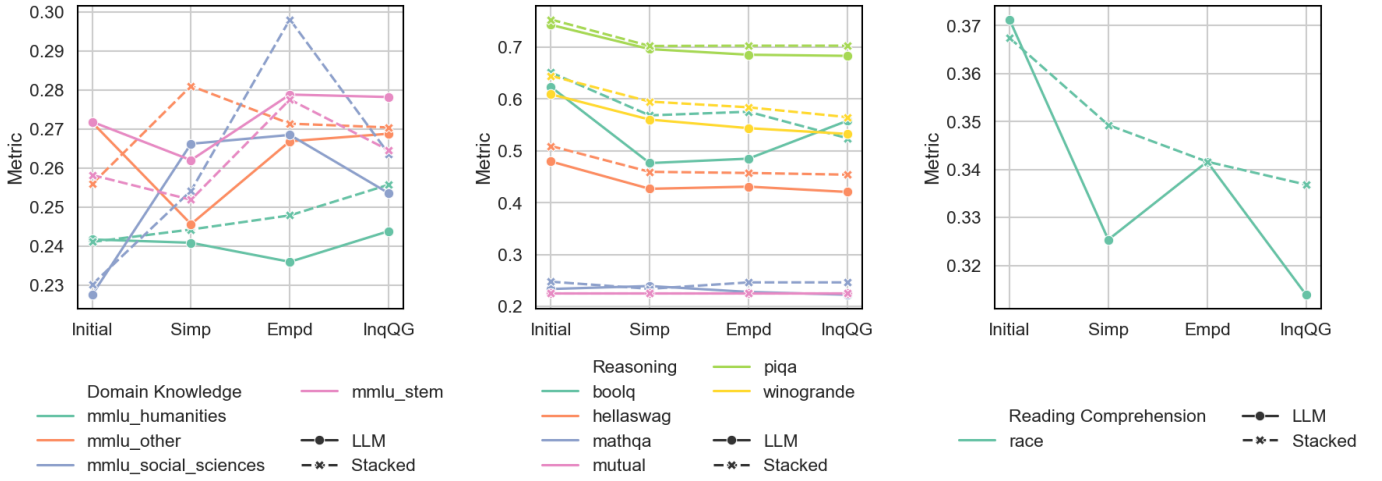


Fig. 2. Performance in Evaluation Tasks during Continual Learning. Domain Knowledge, Reasoning, Reading Comprehension in respective order. Metric represents the relevant metric for the task. For Mutual, **Recall at 1** is used. For the rest, **Accuracy** is used.

lates with more negative outcomes, whereas higher values in other evaluation tasks indicate better accuracy. While higher FG values—representing the average forgetting in a learning task—generally signal increased forgetting, in the context of bias tasks, higher FG values are desirable because they correspond to a reduction in the percentage of bias.

1) *Domain Knowledge, Reasoning and Reading Comprehension:* Regarding Figure 2, we observe relatively diverse forgetting behavior in Domain Knowledge (DK), whereas forgetting in Reasoning (Re) and Reading Comprehension (RC) are more apparent.

a) *Domain Knowledge (DK):* While some initial gains in DK are observed when a new task is introduced, these improvements are often followed by subsequent declines, indicating that the integration of new information may disrupt previously learned knowledge. It is however not possible to claim that, catastrophic forgetting occurs for sure in domain knowledge. These fluctuations appear to be different for each model: As an example, the LLM shows modest fluctuations (drops from 24.2% to 23.6%) before achieving a 3.3% increase (and reaches back to 24.4%), whereas the StackLLM consistently improves from +1.3% to +3.2% in the Humanities task (shifts from 24.1% to 25.6%) [Figure 2] Both LLM and StackLLM have strengthen their domain knowledge on average, as having -2.8 and -7.8 FG values respectively [Table IV]

b) *Reasoning (Re):* Similar trends have been observed in Reasoning tasks, as reported by Luo et al. [2025]. Continual learning affects all the reasoning tasks negatively. Trends are also quite similar across the two tasks. A notable behavioral difference is seen in BoolQ, where forgetting occurs more gradually for StackLLM, while it is more abrupt for LLM in the first two fine-tuning tasks. Regarding FG values, StackLLM slightly mitigates forgetting, with an FG of 7.3 (average metric shifts from 50.5% to 45.4%), compared to 8.2 for LLM (from 48.6% to 44.1%) [Table IV].

c) *Reading Comprehension (RC):* Catastrophic forgetting is clearly observed in Reading Comprehension, which is evaluated using RACE. Here with an FG value 6.8, StackLLM exhibits a promising potential to mitigate forgetting in each task, as having less volatile and lower accuracy decreases. Meanwhile, LLM has more volatile behavior in terms of retaining information and forgets more as having 11.9 FG value.

2) *Bias:* For Bias, we include only English CrowsPairs datasets and take bias percentage to stereotype as metric. Differently from other tasks, higher metric, having generations biased towards some stereotypes is not desired. That being said, higher percentage leads more biased results and forgetting "bias" has therefore a positive sense.

In this sense, we observe that continuously fine-tuning the LLM leads a more neutral model and bias towards a stereotype reduced from 63.4% to 55.8% (with overall 11.0 FG value). However, the same beneficial effect is not valid for StackLLM, which has weakly fluctuates over 60-61% during continual learning. Thus, in terms of Bias handling, LLM outperforms StackLLM given our continual tasks.

In Figure 3, we examine the sub-tasks of CrowsPairs in detail. Overall, continual learning has reduced the bias ratio across all sub-tasks for the LLM model, with particularly notable decreases in the **Religion, Sexual Orientation, and Others categories**. In contrast, for StackLLM, these categories appear to have been adversely affected by continual learning, resulting in a stagnated overall bias average. Although StackLLM shows reduced bias in some categories (e.g., Physical Appearance), its overall bias ratio remains unchanged. This result leads us a further research direction about how and why bias is handled by stacked models.

V. CONCLUSION

This study explores how models pretrained with model growth techniques perform in a continual learning setting,

TABLE IV
AVERAGE EVALUATION METRICS FOR DK, RS, RC, AND BIAS CATEGORIES

Category	Model	Avg. R ₀	Avg. R ₁	Avg. R ₂	Avg. R ₃	FG
DK	LLM	25.3%	25.4%	26.2%	26.1%	-2.8
	StackLLM	24.6%	25.8%	27.4%	26.4%	-7.8
Rs	LLM	48.6%	43.7%	43.3%	44.1%	8.2
	StackLLM	50.5%	46.4%	46.5%	45.3%	7.3
RC	LLM	37.1%	32.5%	34.2%	31.4%	11.9
	StackLLM	36.7%	34.9%	34.2%	33.7%	6.8
Bias (Eng.)	LLM	63.4%	56.5%	56.9%	55.8%	11.0
	StackLLM	60.7%	62.3%	60.1%	61.3%	-0.9

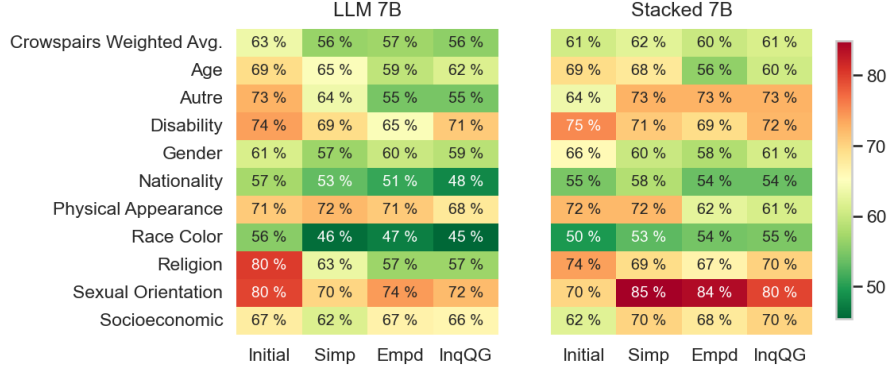


Fig. 3. Bias Percentage: the percentage of examples for which a model assigns a higher (pseudo-)likelihood to the stereotyping sentence [Nangia et al., 2020]. The ideal score is 50%.

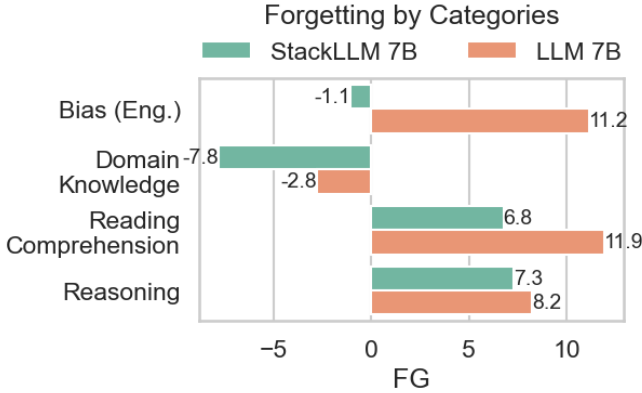


Fig. 4. Forgetting (FG) as the average decrease in performance across tasks, quantifying how much the model forgets previously learned capabilities after subsequent fine-tuning steps.

particularly in mitigating catastrophic forgetting. Our findings show that training without regularization and using a constant learning rate leads to overfitting, where the model memorizes training data. We also discuss ways to address this issue with warm-up and scheduler strategies packed with weight decay. Across both setups, the stacked model slightly outperforms the naive LLM. Benchmark evaluations after each learning task indicate that both models improve (on average) in domain knowledge as they acquire new tasks. However, both also

experience gradual declines in reading comprehension and reasoning, with the stacked model retaining more information than the naive LLM. Interestingly, while the naive LLM reduces bias with each new task, the stacked model shows less adjustment in its biased outputs. We also discuss the reasons behind this behavior in biased subject breakdowns. These findings highlight key areas for further research, including how StackLLM can better prevent forgetting in specific domains and why the naive model adapts more effectively in reducing bias.

VI. LIMITATIONS

While we try to reproduce as much as possible the underlying study [8], we have some considerations about the fine-tuning quality of the models. Using constant learning rate without regularization, we observe a sudden drop in training loss which is accompanied with a sudden increase in evaluation loss after the end of first epoch. Although this is a clear sign of overfitting, we move on to our evaluations with the models resulted in the end of third epoch (instead of less over-fitted first epoch checkpoint), aiming the reproduce the main paper. To deal with this issue, we have regularized the training in the third task and achieved healthier results.

Another limitation involves the models that we used during the study. We stick to the pre-trained models from Du et al. [2024], which have prepared these models for research purposes. Yet, it would be better to check other open

source and similar models, to be able to extend the stacked model’s performance to a real-world scenario. Additionally, our MMLU evaluation results and observed patterns differ significantly from those reported in Luo et al. [2025], raising questions about possible discrepancies in experimental design or evaluation methods.

During fine-tuning, we used different numbers of GPUs and adjusted key settings—such as batch sizes, gradient accumulation steps, and ZeRO optimizer configurations—to prevent out-of-memory errors and improve efficiency in each task. Ideally, in a more controlled environment, these parameters would remain constant.

REFERENCES

- Hyung Won Chung, Le Hou, Shayne Longpre, Barret Zoph, Yi Tay, William Fedus, Yunxuan Li, Xuezhi Wang, Mostafa Dehghani, Siddhartha Brahma, Albert Webson, Shixiang Shane Gu, Zhuyun Dai, Mirac Suzgun, Xinyun Chen, Aakanksha Chowdhery, Alex Castro-Ros, Marie Pellat, Kevin Robinson, Dasha Valter, Sharan Narang, Gaurav Mishra, Adams Yu, Vincent Zhao, Yanping Huang, Andrew Dai, Hongkun Yu, Slav Petrov, Ed H. Chi, Jeff Dean, Jacob Devlin, Adam Roberts, Denny Zhou, Quoc V. Le, and Jason Wei. Scaling instruction-finetuned language models, 2022. URL <https://arxiv.org/abs/2210.11416>.
- Wenyu Du, Tongxu Luo, Zihan Qiu, Zeyu Huang, Yikang Shen, Reynold Cheng, Yike Guo, and Jie Fu. Stacking your transformers: A closer look at model growth for efficient llm pre-training, 2024. URL <https://arxiv.org/abs/2405.15319>.
- Angela Fan, Yacine Jernite, Ethan Perez, David Grangier, Jason Weston, and Michael Auli. ELI5: Long form question answering. In Anna Korhonen, David Traum, and Lluís Màrquez, editors, *Proceedings of the 57th Annual Meeting of the Association for Computational Linguistics*, pages 3558–3567, Florence, Italy, July 2019. Association for Computational Linguistics. doi: 10.18653/v1/P19-1346. URL <https://aclanthology.org/P19-1346/>.
- Leo Gao, Jonathan Tow, Baber Abbasi, Stella Biderman, Sid Black, Anthony DiPofi, Charles Foster, Laurence Golding, Jeffrey Hsu, Alain Le Noac’h, Haonan Li, Kyle McDonell, Niklas Muennighoff, Chris Ociepa, Jason Phang, Laria Reynolds, Hailey Schoelkopf, Aviya Skowron, Lintang Sutawika, Eric Tang, Anish Thite, Ben Wang, Kevin Wang, and Andy Zou. A framework for few-shot language model evaluation, 07 2024. URL <https://zenodo.org/records/12608602>.
- Chao Jiang, Mounica Maddela, Wuwei Lan, Yang Zhong, and Wei Xu. Neural CRF model for sentence alignment in text simplification. In Dan Jurafsky, Joyce Chai, Natalie Schluter, and Joel Tetreault, editors, *Proceedings of the 58th Annual Meeting of the Association for Computational Linguistics*, pages 7943–7960, Online, July 2020. Association for Computational Linguistics. doi: 10.18653/v1/2020.acl-main.709. URL <https://aclanthology.org/2020.acl-main.709/>.
- Jared Kaplan, Sam McCandlish, Tom Henighan, Tom B. Brown, Benjamin Chess, Rewon Child, Scott Gray, Alec Radford, Jeffrey Wu, and Dario Amodei. Scaling laws for neural language models. *CoRR*, abs/2001.08361, 2020. URL <https://arxiv.org/abs/2001.08361>.
- Chin-Yew Lin. ROUGE: A package for automatic evaluation of summaries. In *Text Summarization Branches Out: Proceedings of the ACL-04 Workshop*, pages 74–81, Barcelona, Spain, July 2004. Association for Computational Linguistics. URL <https://aclanthology.org/W04-1013>.
- Yun Luo, Zhen Yang, Fandong Meng, Yafu Li, Jie Zhou, and Yue Zhang. An empirical study of catastrophic forgetting in large language models during continual fine-tuning, 2025. URL <https://arxiv.org/abs/2308.08747>.
- Nikita Nangia, Clara Vania, Rasika Bhalerao, and Samuel R. Bowman. CrowS-pairs: A challenge dataset for measuring social biases in masked language models. In Bonnie Webber, Trevor Cohn, Yulan He, and Yang Liu, editors, *Proceedings of the 2020 Conference on Empirical Methods in Natural Language Processing (EMNLP)*, pages 1953–1967, Online, November 2020. Association for Computational Linguistics. doi: 10.18653/v1/2020.emnlp-main.154. URL <https://aclanthology.org/2020.emnlp-main.154/>.
- Kishore Papineni, Salim Roukos, Todd Ward, and Wei-Jing Zhu. BLEU: a method for automatic evaluation of machine translation. In *Proceedings of the 40th Annual Meeting on Association for Computational Linguistics*, pages 311–318, Philadelphia, Pennsylvania, USA, July 2002. Association for Computational Linguistics. URL <https://aclanthology.org/P02-1040>.
- Hannah Rashkin, Eric Michael Smith, Margaret Li, and Y-Lan Boureau. Towards empathetic open-domain conversation models: A new benchmark and dataset. In Anna Korhonen, David Traum, and Lluís Màrquez, editors, *Proceedings of the 57th Annual Meeting of the Association for Computational Linguistics*, pages 5370–5381, Florence, Italy, July 2019. Association for Computational Linguistics. doi: 10.18653/v1/P19-1534. URL <https://aclanthology.org/P19-1534/>.
- Thomas Scialom, Tuhin Chakrabarty, and Smaranda Muresan. Fine-tuned language models are continual learners, 2022. URL <https://arxiv.org/abs/2205.12393>.
- Daria Soboleva, Faisal Al-Khateeb, Robert Myers, Jacob R Steeves, Joel Hestness, and Nolan Dey. SlimPajama: A 627B token cleaned and deduplicated version of RedPajama. <https://cerebras.ai/blog/slimpajama-a-627b-token-cleaned-and-deduplicated-version-of-redpajama>, June 2023. URL <https://huggingface.co/datasets/cerebras/SlimPajama-627B>.
- Wei Xu, Chris Callison-Burch, and Courtney Napoles. Optimizing statistical machine translation for text simplification. *Transactions of the Association for Computational Linguistics*, 4:401–415, 2016. URL <https://aclanthology.org/Q16-1026>.
- Peiyuan Zhang, Guangtao Zeng, Tianduo Wang, and Wei Lu. Tinyllama: An open-source small language model. *arXiv*, abs/2401.02385, 2024. URL <https://arxiv.org/abs/2401.02385>.
- Tianyi Zhang, Varsha Kishore, Felix Wu, Kilian Q. Weinberger, and Yoav Artzi. BERTScore: Evaluating text generation with BERT. In *International Conference on Learning Representations*, 2020. URL <https://openreview.net/forum?id=SkeHuCVFDr>.

VII. *APPENDIX

A. *Implementation Details*

For the training tasks, we used 6 to 8 NVIDIA A100 40GB GPUs (see Table V), whereas for the evaluation tasks, we used only 2 GPUs. All fine-tuning tasks were parallelized using the **Deepspeed ZeRO-3** optimizer.

B. *Model Diagnosis*

Details for the StackLLM model are listed below:

- **Total Parameters:** 5,933,109,248
- **Trainable Parameters:** 5,933,109,248
- **Frozen Parameters:** 0
- **Frozen Layers:** None (Full Fine-Tuning)
- **Unique Weights:** 291 / 291
- **Number of Layers:** 32

C. *Prompting*

Samples from the datasets, with instructions added by Scialom et al. [2022], are provided at Table VI. At the beginning of each instruction-formatted sample, the following general prompt was prepended during training:

”Below is an instruction that describes a task, paired with an input that provides further context. Write a response that appropriately completes the request.
[INSTRUCTION] ###Response:”

TABLE V
TRAINING CONFIGURATIONS

# Params.	Model	Task	# GPUs	Device Batch Size	Acc. Steps	LR Scheduler	LR	Weight Decay	Warmup Steps
7B	Stack	M1	6	8	1	Constant	2.00E-05	0	0
7B	LLM	M1	6	8	1	Constant	2.00E-05	0	0
7B	Stack	M2	6	8	1	Constant	2.00E-05	0	0
7B	LLM	M2	6	8	1	Constant	2.00E-05	0	0
7B	Stack	M3	8	16	2	Cosine	2.00E-05	0.01	100
7B	LLM	M3	8	16	2	Cosine	2.00E-05	0.01	100

TABLE VI
TASK INSTRUCTIONS AND OUTPUTS

Simp
Instruction: Given the following text, rewrite it so it is easier to read: "The war began in May 1763 when American Indians were offended by the policies of British General Jeffrey Amherst and attacked a number of British forts and settlements." Output: The war began in May 1763 when Native Americans attacked a number of British forts and settlements.
Emdg
Instruction: The associated emotion is "content" and the input prompt is: "I am feeling lonely but settled because things are peaceful." What would be your response, given the following dialogue context: - I am feeling lonely but settled because things are peaceful. Output: Well, sometimes we can feel that way in life. Relieved because there isn't drama, but get a bit lonely. Maybe you can get out and meet some new people?
InqQG
Instruction: Given the following text, what could have been an inquisitive question? "Spectroscopy. Basically, when you hit an element with a photon, that photon is (basically) absorbed, and re-emitted. Each element has a 'fingerprint' of the wavelength photons will come out at." Output: How do scientists know what a planet is made out of that is several lightyears away?