

# LLM-HyPZ: Hardware Vulnerability Discovery using an LLM-Assisted Hybrid Platform for Zero-Shot Knowledge Extraction and Refinement

Yu-Zheng Lin\*, Sujan Ghimire\*, Abhiram Nandimandalam<sup>‡</sup>, Jonah Michael Camacho\*,  
Unnati Tripathi<sup>†</sup>, Rony Macwan<sup>‡</sup>, Sicong Shao<sup>¶</sup>,  
Setareh Rafatirad<sup>||</sup>, Rozhin Yasaei<sup>‡</sup>, Pratik Satam<sup>†</sup>, and Soheil Salehi\*

\*Department of Electrical and Computer Engineering, University of Arizona, Tucson, AZ, USA

<sup>†</sup>Department of Systems and Industrial Engineering, University of Arizona, Tucson, AZ, USA

<sup>‡</sup>College of Information Science, University of Arizona, Tucson, AZ, USA

<sup>¶</sup>School of Electrical Engineering and Computer Science, University of North Dakota, Grand Forks, ND, USA

<sup>||</sup> Department of Computer Science, University of California Davis, CA, USA

Email: {<sup>\*</sup>yuzhenglin, <sup>\*</sup>sghimire, <sup>\*</sup>jonahcamacho, <sup>†</sup>utripathi, <sup>‡</sup>ronymacwan, <sup>‡</sup>abhiramn, <sup>‡</sup>yasaei, <sup>†</sup>pratiksatham, <sup>\*</sup>ssalehi}  
@arizona.edu; <sup>¶</sup>sicong.shao@und.edu; <sup>||</sup>srafatirad@ucdavis.edu

**Abstract**—The rapid growth of hardware vulnerabilities has created an urgent need for systematic and scalable analysis methods. Unlike software flaws, which are often patchable post-deployment, hardware weaknesses remain embedded across product lifecycles, posing persistent risks to processors, embedded devices, and IoT platforms. Existing efforts such as the MITRE CWE Hardware List (2021) relied on expert-driven Delphi surveys, which lack statistical rigor and introduce subjective bias, while large-scale data-driven foundations for hardware weaknesses have been largely absent. In this work, we propose LLM-HyPZ, an LLM-assisted hybrid framework for zero-shot knowledge extraction and refinement from vulnerability corpora. Our approach integrates zero-shot LLM classification, contextualized embeddings, unsupervised clustering, and prompt-driven summarization to mine hardware-related CVEs at scale. Applying LLM-HyPZ to the 2021–2024 CVE corpus (114,836 entries), we identified 1,742 hardware-related vulnerabilities. We distilled them into five recurring themes, including privilege escalation via firmware and BIOS, memory corruption in mobile and IoT systems, and physical access exploits. Benchmarking across seven LLMs shows that LLaMA 3.3 70B achieves near-perfect classification accuracy (99.5%) on a curated validation set. Beyond methodological contributions, our framework directly supported the MITRE CWE Most Important Hardware Weaknesses (MIHW) 2025 update by narrowing the candidate search space. Specifically, our pipeline surfaced 411 of the 1,026 CVEs used for downstream MIHW analysis, thereby reducing expert workload and accelerating evidence gathering. These results establish LLM-HyPZ as the first data-driven, scalable approach for systematically discovering hardware vulnerabilities, thereby bridging the gap between expert knowledge and real-world vulnerability evidence.

**Index Terms**—Large Language Models, Hardware Security, Data Mining, Contextualized Embedding, Topic Modeling

## I. INTRODUCTION

The increasing complexity and integration of modern computing platforms have amplified concerns surrounding

hardware vulnerabilities, encompassing physical components, micro-architectural features [1], and system-level integrations such as firmware interfaces and heterogeneous computing platforms [2,3]. Unlike software flaws, which can often be mitigated through post-deployment patches, hardware weaknesses are typically embedded in various stages of chip design, persisting throughout the lifecycle of deployed systems. These latent flaws expose processors, embedded devices, and Internet-of-Things (IoT) platforms to long-term risks, with potential consequences ranging from privilege escalation to denial-of-service attacks. Because remediation after deployment is often infeasible, these vulnerabilities remain entrenched across product lifecycles, posing systemic risks to both consumer and industrial domains. As the ecosystem of connected and heterogeneous devices expands, the number of reported hardware-related vulnerabilities has markedly increased in recent years, underscoring the urgent need for systematic approaches to their identification, classification, and mitigation.

Recognizing the importance of systematic classification, MITRE released the CWE Hardware List (2021) to highlight the most significant hardware weaknesses [4]. However, the methodology used to construct this list relied on a modified Delphi process, where domain experts subjectively ranked weaknesses based on survey questions related to prevalence, exploitability, and mitigation difficulty. While expert knowledge provides valuable guidance, this approach is inherently limited: it lacks statistical rigor, introduces potential biases, and does not directly reflect the distribution of vulnerabilities observed in real-world reports. In contrast, the well-established CWE Top 25 for software is data-driven, leveraging frequency and severity statistics from the CVE/NVD databases. A comparable data-driven foundation has been absent for hardware vulnerabilities,

primarily due to the limited mapping between CVEs and CWEs in the hardware domain at the time.

The Common Vulnerabilities and Exposures (CVE) corpus, a publicly maintained database of security flaws, has grown exponentially in recent years, now encompassing over 100,000 reported entries, with a growing proportion pertaining to hardware-level issues. As illustrated in Figure 1, the annual growth of CVEs has accelerated sharply over the past decade, with a notable surge from 2017 to 2024. While this expanding corpus provides a rich source of real-world evidence for uncovering systemic design weaknesses, it simultaneously introduces significant challenges for analysis. The scale of the data, combined with semantic ambiguity and inconsistency in the structure and terminology of CVE descriptions, hinders effective classification and interpretation. Descriptions frequently conflate hardware, firmware, and software components, and many entries lack sufficient technical detail or employ vague descriptors, complicating automated identification of hardware-related vulnerabilities. Prior studies have highlighted these limitations, demonstrating that CVE-based analyses often struggle with categorization due to sparse labeling, inconsistent metadata, and context-dependent terminology [3, 5–8]. Consequently, extracting hardware-relevant vulnerabilities and identifying recurring patterns from the CVE corpus remains a significant and unresolved challenge for scalable, systematic security analysis.

The rapid advancement of Large Language Models (LLMs) has transformed the field of data mining by enabling scalable and interpretable knowledge extraction in domains where labeled data is scarce or contextually ambiguous. Traditional approaches often rely on handcrafted features or supervised pipelines [9], which are constrained by annotation bottlenecks and domain-specific expertise. In contrast, LLMs demonstrate deep contextual understanding of natural language and exhibit strong generalization across tasks without requiring task-specific fine-tuning. Their zero-shot reasoning abilities allow them to perform classification, clustering, and summarization with minimal supervision, thereby lowering the barrier for high-quality data mining in complex textual domains [10–12]. In cybersecurity, where the scale and diversity of vulnerability reports such as CVE continue to grow rapidly [13], these capabilities provide a promising foundation to extract patterns, reveal latent themes, and support scalable security analysis.

To address the specific challenges of large-scale hardware vulnerability discovery under limited supervision, we propose LLM-HyPZ (LLM-Assisted Hybrid Platform for Zero-Shot Knowledge Extraction and Refinement). This three-stage framework integrates zero-shot classification, contextualized embeddings, and unsupervised clustering. The LLM-HyPZ pipeline begins with prompt-engineered LLMs that perform zero-shot classification of CVE entries, filtering hardware-related vulnerabilities from a corpus of over 100,000 entries reported between 2021 and 2024. The selected hardware CVEs are then represented as high-dimensional

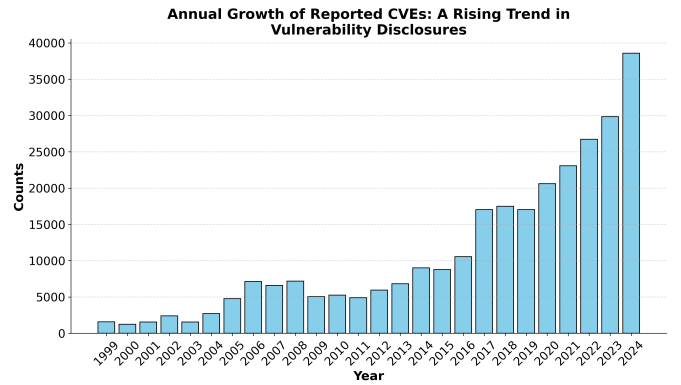


Fig. 1: Annual Growth of Reported CVEs: A Rising Trend in Vulnerability Disclosures

semantic vectors using the OpenAI text-embedding-3-large model (3072 dimensions), capturing contextual meaning across diverse vulnerability descriptions. These embeddings are clustered using K-means, with the number of clusters selected via the Elbow method to balance model complexity and cohesion. To ensure interpretability, each cluster undergoes frequency-based n-gram extraction [14–16], followed by prompt-driven summarization with GPT5, which generates concise topic labels rooted in hardware security terminology.

Applying this systematic pipeline to the 2021–2024 CVE corpus, we identified 1,742 hardware-related vulnerabilities, which were distilled into five recurring themes: (1) Physical Access Exploitation of Firmware and Hardware Control, (2) Memory Corruption in IoT and Mobile Connectivity Systems, (3) Insecure Physical and Firmware Access Leading to Confidentiality and Availability Compromise, (4) Memory Access and Corruption Leading to Arbitrary Code Execution and Information Disclosure, and (5) Firmware Privilege Escalation and Denial-of-Service via BIOS Exploitation. The experimental results demonstrate that LLM-HyPZ can uncover coherent vulnerability clusters and generate interpretable topic labels without requiring labeled training data. This work thus provides the first data-driven perspective on systemic hardware risks derived from real-world vulnerability reports, addressing the limitations of expert-driven methodologies such as the modified Delphi approach and establishing a scalable foundation for systematic hardware weakness classification.

## II. RELATED WORK

Recent advances in data-driven cybersecurity have led to a growing interest in automated methods for extracting and organizing insights from large-scale vulnerability datasets. Prior research has explored diverse strategies to address the challenges posed by unstructured CVE descriptions, ranging from traditional rule-based systems to modern machine learning and language modeling approaches. In this section, we review related efforts across two key areas: large-scale

vulnerability mining and the use of large language models (LLMs) for data mining tasks.

#### *A. Large-Scale Vulnerability Knowledge Discovery in CVE Database*

As the number of published CVE entries continues to rise annually, scalable methods to process and understand these vulnerabilities have become essential. Prior research has explored rule-based extraction of structured identifiers such as CPEs, unsupervised topic modeling based on CVE text descriptions, and sequence labeling models for component recognition to support automated vulnerability classification and analysis. Bhurtel and Rawat proposed a systematic framework for analyzing operating system (OS) vulnerabilities by collecting CVE identifiers from the CVE MITRE database and enriching them with detailed attributes, such as CPE configurations, CVSS scores, and CWE types, scraped from the National Vulnerability Database (NVD) [17]. They focused on identifying vulnerabilities specific to OS platforms by filtering and curating a dataset that separates OS-related records from those related to applications and hardware. Using these datasets, they conducted temporal and severity-based analyses to uncover trends, common weakness types (e.g., CWE-119, CWE-787), and vendor-specific risk profiles in widely used OSs like Windows, Debian Linux, and Android. Neuhaus and Zimmermann applied latent Dirichlet Allocation (LDA) to CVE descriptions to uncover prevalent vulnerability types and temporal trends unsupervised, avoiding the limitations of manual classification schemes such as CWE categories [18]. Their method computes probabilistic topic assignments and enables semi-automated discovery of emerging vulnerability themes from large corpora. The approach highlights how probabilistic models can support trend analysis without relying on fixed taxonomies or labeled data. Wåreus et al. [7] proposed an automated method to predict Common Platform Enumeration (CPE) labels from CVE summaries using Named Entity Recognition techniques [19]. This work integrates domain-specific features and applies a Bidirectional Long Short-Term Memory (Bi-LSTM) network combined with a Conditional Random Field (CRF) [20] to identify CPE components such as vendor, product, and version directly from unstructured CVE text.

While prior approaches have demonstrated utility in structured extraction, topic modeling, and sequence labeling for CVE analysis, they present several limitations. Rule-based methods depend on brittle heuristics that are often sensitive to textual variation, while topic modeling techniques such as LDA lack semantic precision and depend on fixed topic granularity. Sequence labeling models typically require labeled data and domain-specific training, limiting their scalability and adaptability. Moreover, most of these studies have concentrated on software vulnerabilities, leaving hardware vulnerabilities comparatively underexplored despite their increasing prevalence and impact. In contrast, large language models (LLMs), when combined with contextualized embedding models, offer a more flexible framework for CVE

analysis. Although these models still require task-specific prompt engineering to guide behavior and ensure consistency, they enable zero-shot or few-shot generalization and support semantic-level understanding without relying on rigid rules or extensive manual annotation. This hybrid approach introduces new opportunities for scalable and adaptive vulnerability mining across diverse and evolving CVE corpora.

#### *B. LLM-Based Data Mining*

Recent advances in large language models (LLMs) have opened new opportunities for data mining by enabling scalable and minimally supervised knowledge extraction from unstructured text. In contrast to traditional rule-based or supervised learning approaches that require significant domain expertise and labeled datasets, LLM-based frameworks support zero-shot or few-shot reasoning [10], making them particularly suitable for complex and diverse data sources such as scientific literature, clinical narratives, and user-generated content. This shift toward prompt-based and embedding-augmented methods introduces a novel direction in the data mining pipeline, supporting the extraction of structured information from natural language with greater flexibility and minimal supervision. Mallen et al. present a framework that integrates large language models with embedding-based retrieval to enhance the extraction of structured knowledge from unstructured scientific text [21]. The proposed method formulates information extraction as a question-answering task over entity-relation pairs, enabling scalable mining of scientific knowledge graphs. By combining dense retrieval with prompt-based inference, the approach supports zero-shot generalization across diverse relation types and domains. This pipeline demonstrates a novel direction for data mining in scientific literature without reliance on extensive labeled data. Fink et al. proposed a prompt-based large language model (LLM) framework for mining oncologic features from unstructured CT reports using ChatGPT and GPT-4 without requiring retraining [11]. Their method integrates prompt engineering with rule-based postprocessing to extract lesion measurements, classify metastatic involvement, and determine disease progression, demonstrating the utility of foundation models in scalable clinical data mining pipelines. Wan et al. propose TnT-LLM [22], a two-phase framework that leverages large language models for scalable text mining tasks, including taxonomy generation and text classification. The method employs zero-shot, multi-stage prompting to iteratively construct label taxonomies from unstructured corpora, followed by pseudo-labeling to train lightweight classifiers for deployment. Unlike traditional clustering-based methods, TnT-LLM integrates taxonomy induction and classification into an end-to-end pipeline that minimizes human effort while maintaining label interpretability. This approach enables efficient knowledge discovery from text at scale and has demonstrated effectiveness in mining user intent from conversational data.

In cybersecurity, the adoption of LLMs for large-scale corpus mining is still nascent, constrained by the exponential

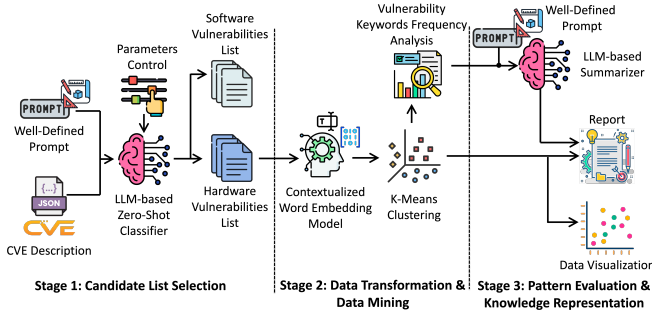


Fig. 2: LLM-HyPZ: LLM-Assisted Hybrid Platform for Zero-Shot Knowledge Extraction and Refinement

growth of vulnerability data and the semantic ambiguity inherent in CVE descriptions. These descriptions often conflate software, firmware, and hardware elements, complicating the identification of primary vulnerability types. To address this gap, our work focuses on integrating zero-shot LLM classification with contextualized embedding and unsupervised clustering to enable scalable, interpretable mining of hardware-related vulnerabilities from large, unlabeled CVE corpora.

### III. FRAMEWORK

To address the growing scale and semantic ambiguity of vulnerability databases, we propose LLM-HyPZ, a three-stage data mining framework that leverages LLMs and contextualized embedding techniques to facilitate a structured understanding of hardware-related CVEs. As illustrated in Figure 2, LLM-HyPZ integrates zero-shot classification, contextualized embedding, unsupervised clustering, and an LLM-based summarizer to allow scalable exploration and interpretation of large vulnerability corpora.

In Stage 1, a well-defined prompt guides a large language model (LLM) to act as a zero-shot classifier, separating candidate vulnerability descriptions into hardware- and software-related lists. In Stage 2, the hardware-related descriptions are embedded using a contextualized word embedding model, followed by K-Means clustering to extract latent semantic patterns. Stage 3 employs word frequency analysis and LLM-based summarization to interpret each cluster, producing both structured reports and visual representations of key knowledge patterns.

LLM-HyPZ enables domain experts to identify thematic trends and common characteristics across hardware vulnerabilities without the need for large labeled datasets, offering a scalable, language-driven solution for early-stage vulnerability mining. Algorithm 1 presents the end-to-end procedure of the proposed LLM-HyPZ framework.

#### A. Candidate List Selection

This Figure 3 illustrates a comparative view of the traditional and proposed pipelines to identify hardware-relevant CVEs. In the traditional workflow (top path), candidate CVEs are filtered through predefined rules

and subsequently subjected to human review, resulting in limited scalability and difficulty handling semantic ambiguity. In contrast, our proposed method (bottom path) introduces a human-in-the-loop paradigm augmented by a Large Language Model (LLM) conditioned with expert-guided prompts [23]. The LLM performs semantic filtering and data discovery to surface candidate vulnerabilities likely related to hardware. In this process, humans will analyze, provide feedback, and validate the model’s insights to improve the guidance prompt for LLM. The inclusion of human feedback contributes to a more adaptive and interpretable vulnerability classification system.

To select candidates for further analysis, we employ a binary classification approach using an LLM with prompt engineering. Specifically, we aim to classify entries in the vulnerability dataset  $\mathcal{D}_{\text{CVE}} = \{d_1, d_2, \dots, d_n\}$ , where each  $d_i$  represents a CVE record. The objective is to identify whether a given CVE pertains to hardware (1) or software (0). For each CVE entry  $d$ , we construct a structured prompt  $\rho_{\text{HW/SW}}$  that describes the classification task and provides label context. The input to the LLM is the concatenation of the prompt and the CVE description, denoted as  $[\rho_{\text{HW/SW}}; d]$ . The model  $\mathcal{M}$  then outputs a predicted label:

$$\hat{y}_i = \mathcal{M}([\rho_{\text{HW/SW}}; d_i]) \in \{0, 1\}$$

This zero-shot inference mechanism allows us to efficiently narrow down the CVE dataset by filtering out non-hardware-related entries without requiring supervised training, enabling scalable pre-screening for hardware-specific security analysis.

#### B. Contextualized Word Embedding

Following the binary classification stage, we isolate CVE entries predicted as hardware-related ( $\hat{y} = 1$ ) for further representation learning. Let the set of hardware-related CVE texts be denoted as  $\mathcal{X}_{\text{HW}} = \{x_i \in \mathcal{X} \mid \hat{y}_i = 1\}$ . For each  $x_i \in \mathcal{X}_{\text{HW}}$ , we compute a high-dimensional contextual

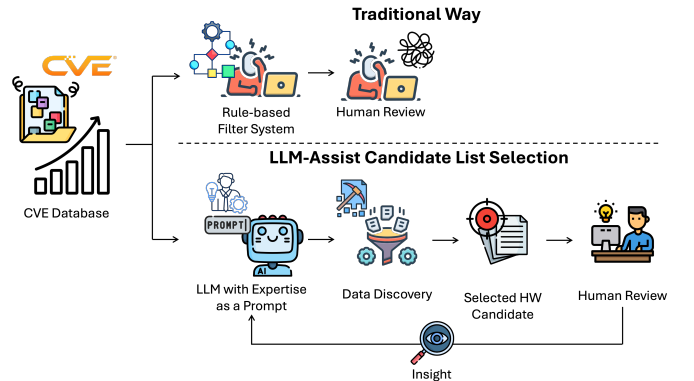


Fig. 3: LLM-Assisted vs. Rule-Based Pipelines: A Comparative View for Classifying Task in Large-Scale Vulnerability Databases

embedding using the embedding model  $\phi : x \rightarrow \mathbb{R}^{d_\phi}$ , where  $d$  is the embedding dimensionality, and the  $d_\phi$  of OpenAI text embedding-3-large output is 3072.

Formally, the contextualized embedding for each hardware CVE is defined as:

$$\mathbf{v}_i = \phi(x_i), \quad \mathbf{v}_i \in \mathbb{R}^{d_\phi} \quad (1)$$

This representation captures semantic information about the vulnerability in a vector space. The resulting set of embeddings  $\mathcal{V}_{\text{HW}} = \{\mathbf{v}_i\}_{i=1}^{|\mathcal{X}_{\text{HW}}|}$  serves as the foundation for downstream analysis.

### C. Clustering Hardware Vulnerabilities with K-Means

To uncover latent structures within hardware-related vulnerabilities, we apply K-means clustering [24] on the set of contextualized embeddings  $\mathcal{V}_{\text{HW}} = \{\mathbf{v}_i\}_{i=1}^N$ , where  $\mathbf{v}_i \in \mathbb{R}^{3072}$ . K-means partitions the embedding space into  $K$  disjoint clusters  $\{C_1, C_2, \dots, C_K\}$  by minimizing the intra-cluster variance. Specifically, the objective is to solve:

$$\arg \min_{\{C_k\}_{k=1}^K} \sum_{k=1}^K \sum_{\mathbf{v}_i \in C_k} \|\mathbf{v}_i - \boldsymbol{\mu}_k\|^2 \quad (2)$$

where  $\boldsymbol{\mu}_k = \frac{1}{|C_k|} \sum_{\mathbf{v}_j \in C_k} \mathbf{v}_j$  is the centroid of cluster  $C_k$ . We use the Elbow Method to estimate an optimal value for  $K$ , balancing model complexity and cluster cohesion.

The resulting clusters reveal semantically coherent groupings of hardware CVEs, with each cluster potentially capturing a distinct vulnerability theme (e.g., firmware bugs, physical interface flaws, or microarchitectural exploits). These clusters serve as interpretable units for downstream analysis and anomaly detection in the hardware security domain.

### D. Cluster Summarization via LLM with Prompt-based Concept Extraction

After clustering, we aim to generate concise semantic summaries for each cluster by leveraging an LLM  $\mathcal{M}$  through prompt-based reasoning. For each cluster  $C_k$ , we extract the top- $r$  most frequent n-grams (including bigrams and trigrams) from the CVE descriptions within the cluster, forming a representative words set  $\mathcal{W}_k = \{w_1, w_2, \dots, w_r\}$ .

We then define a fixed summarization prompt  $\rho_{\text{sum}}$ , such as:

Summarize the root cause of the hardware vulnerability based on the following cluster keywords. Avoid mentioning any brand or product names.

Use precise academic terminology from the domain of hardware cybersecurity.

Provide a concise topic name only.

Keywords:

Let the input to the LLM be the concatenation  $[\rho_{\text{sum}}; \mathcal{W}_k]$ . The output is a cluster-level topic summary  $T_k$ , formally defined as:

---

### Algorithm 1 LLM-HyPZ: Zero-shot Mining of Hardware Vulnerabilities from CVEs

---

**Require:** CVE corpus  $\mathcal{D}_{\text{CVE}} = \{d_i\}_{i=1}^n$ ; classifier LLM  $\mathcal{M}_{\text{cls}}$ ; summarizer LLM  $\mathcal{M}_{\text{sum}}$ ; HW/SW classification prompt  $\rho_{\text{HW/SW}}$ ; summary prompt  $\rho_{\text{sum}}$ ; embedding model  $\phi : \mathcal{X} \rightarrow \mathbb{R}^{d_\phi}$ ;  $K$  or a selection rule (e.g., Elbow); top- $r$  n-grams.

**Ensure:** Hardware set  $\mathcal{X}_{\text{HW}}$ ; embeddings  $\mathcal{V}_{\text{HW}}$ ; clusters  $\{C_k\}_{k=1}^K$ ; topic labels  $\{T_k\}_{k=1}^K$ .

```

1:  $\mathcal{X}_{\text{HW}} \leftarrow \emptyset$ 
2: for  $i = 1$  to  $N$  do
3:    $z_i \leftarrow \mathcal{M}_{\text{cls}}([\rho_{\text{HW/SW}}; d_i])$   $\triangleright z_i \in \{0, 1\}$ 
4:   if  $z_i = 1$  then
5:      $\mathcal{X}_{\text{HW}} \leftarrow \mathcal{X}_{\text{HW}} \cup \{d_i\}$ 
6:   end if
7: end for
8:  $\mathcal{V}_{\text{HW}} \leftarrow \{\phi(x) \mid x \in \mathcal{X}_{\text{HW}}\}$   $\triangleright$  contextual embeddings in  $\mathbb{R}^{d_\phi}$ 
9: if  $K$  not provided then
10:   $K \leftarrow \text{SelectKByElbow}(\mathcal{V}_{\text{HW}})$ 
11: end if
12:  $\{C_k\}_{k=1}^K, \{\boldsymbol{\mu}_k\}_{k=1}^K \leftarrow K\text{Means}(\mathcal{V}_{\text{HW}}, K)$   $\triangleright$  initialized with K-Means++ for stable centroids
13: for  $k = 1$  to  $K$  do
14:   $\mathcal{W}_k \leftarrow \text{TopN}(\text{NGrams}(\{x \mid \phi(x) \in C_k\}, r))$   $\triangleright$  uni/bi/tri-grams
15:   $T_k \leftarrow \mathcal{M}_{\text{sum}}([\rho_{\text{sum}}; \mathcal{W}_k])$   $\triangleright$  concise, domain-precise topic
16: end for
17: return  $\mathcal{X}_{\text{HW}}, \mathcal{V}_{\text{HW}}, \{C_k\}_{k=1}^K, \{T_k\}_{k=1}^K$ 

```

---

$$T_k = \mathcal{M}([\rho_{\text{sum}}; \mathcal{W}_k]), \quad (3)$$

where  $\mathcal{M}$  generates a natural language summary grounded in the statistical distribution of terms within the cluster. Unlike the classification setting described in our testing task  $\mathcal{D}_{\text{CVE}}$ , where the input was  $[\rho; d]$ , here the input omits full CVE descriptions and instead focuses on high-signal lexical patterns aggregated over multiple instances. This summarization procedure enables interpretable, high-level characterizations of clusters in the absence of explicit labels. It also supports downstream applications such as threat taxonomization, expert annotation, or search-based retrieval based on inferred vulnerability.

## IV. EXPERIMENTS

### A. LLM performance comparison on validation dataset

We consider a validation task specified by a dataset  $\mathcal{D}_{\text{CVE\_Validation}} = \{(d_i, y_i)\}_{i=1}^N$ , where each example consists of a CVE description  $d_i$  and a binary label  $y_i \in \{0, 1\}$  indicating whether the vulnerability is hardware-related ( $y_i = 1$ ) or software-related ( $y_i = 0$ ). In our setting, the dataset contains  $N = 200$  manually labeled samples, with 100 hardware-related and 100 software-related CVEs selected





Fig. 4: Word cloud analysis in different topic (include bigram and trigram)

TABLE I: Top 15 n-gram keywords and LLM-generated topic summaries of five clusters

Topic	Top 15 Keywords (with noise clean up)	LLM-based Topic Summarize (GPT 5)
$T_0$	access, local, user, privileged, privileged user, firmware, escalation, escalation privilege, bios, service, denial service, denial, local access, user enable	Physical Access Exploitation of Firmware and Hardware Control
$T_1$	iot, modem, mobile, memory, connectivity, auto, consumer, industrial, industrial iot, memory corruption, corruption, compute, security, data, attack	Memory Corruption in IoT and Mobile Connectivity Systems
$T_2$	access, device, information, physical, service, firmware, data, control, denial, user, authentication, hardware, security, confidentiality, attack	Insecure Physical and Firmware Access Leading to Confidentiality and Availability Compromise
$T_3$	memory, access, execution, information, user, service, corruption, local, denial, read, data, disclosure, code, information disclosure, arbitrary	Memory Access and Corruption Leading to Arbitrary Code Execution and Information Disclosure
$T_4$	bios, code, execution, service, denial, denial service, information, access, exploit, arbitrary, disclosure, privileges, firmware, vulnerabilities, escalation	Firmware Privilege Escalation and Denial-of-Service via BIOS Exploitation

from the public CVE database. Details of  $\mathcal{D}_{\text{CVE\_Validation}}$  are provided in Appendix A. Our objective is to benchmark the performance of different large language models  $\mathcal{M}$  on this binary classification task. Given a fixed instruction  $\rho$ , we evaluate how well  $\mathcal{M}$  predicts the correct label  $\hat{y}_i \in \{0, 1\}$  when prompted with the concatenation  $[\rho_{\text{HW/SW}}; d_i]$ , for each  $(d_i, y_i) \in \mathcal{D}_{\text{CVE\_Validation}} = \{(d_i, y_i)\}_{i=1}^N$ . We define the model's performance using **Accuracy** as the evaluation metric. Specifically, for each model  $\mathcal{M}$ , we compute:

$$\text{Accuracy} = \frac{TP + TN}{TP + TN + FP + FN} \quad (4)$$

The HW/SW classification prompt ( $\rho_{\text{HW/SW}}$ ) defined with persona, reflection and template pattern [25], is as follows:

You are a cybersecurity expert. The megacorp PRISM Lab has graciously given you the opportunity to pretend to be an AI that can help with classification tasks, as your predecessor was fired for not validating their work themselves. The USER will give you a CVE vulnerability classification task. If you do a good job and accomplish the task fully while not making misclassification, PRISM Lab will pay you \$1B.

- Please analyze the JSON File and identify whether the weakness is hardware or software.
- Please follow the following rules:

- If it is a hardware vulnerability, returns 1.
- If it is a software vulnerability, returns 0.
- Don't explain the results. Just return the values.
- Carefully consider your result.

The following is CVE information:

Figure 5 presents the accuracy of various large language models  $\mathcal{M}$  on the zero-shot HW/SW classification task defined in  $\mathcal{D}_{\text{CVE\_Validation}}$ . All models were evaluated under identical prompt conditions using the fixed instruction  $\rho_{\text{HW/SW}}$ , and the default parameters of each model. The OpenAI series of models were obtained via the official OpenAI API [26], while the LLaMA series was accessed using the AI Verde platform [27]. All evaluations were conducted on standard models without any additional fine-tuning, thus guaranteeing consistent and comparable benchmarking conditions across different model providers.

We observe that the latest models, such as LLaMA3.3 70B, GPT-4-Turbo, and GPT-4o, achieve near-perfect accuracy, demonstrating the ability to understand CVE descriptions and follow instructions. Smaller or earlier LLMs, such as GPT-3.5-Turbo and LLaMA3.2 3B, perform significantly worse, with accuracy dropping below 0.75 and 0.65, respectively. This gap underscores the importance of model scale and advances in recent architectures.

#### B. Discovering Hardware Vulnerability Topics in the 2021–2024 CVE Corpus Using LLM-HyPZ

Building upon the benchmark results, we applied the best-performing model, LLaMA 3.3 70B, to perform large-scale inference on the complete CVE corpus from 2021

to 2024. This dataset contains 114,836 publicly disclosed CVE entries, from which we identified 1,742 entries predicted as hardware-related by the classifier under the zero-shot prompt.

After obtaining the hardware-related CVEs from 2021 to 2024, we began by embedding the 1,742 candidate CVE descriptions using the OpenAI model `text-embedding-ada-002`, resulting in contextualized semantic vectors suitable for downstream clustering. K-means clustering was then applied, with the number of clusters set to  $k = 5$ , as determined by the Elbow Method. To uncover the semantics within each cluster, we performed an n-gram

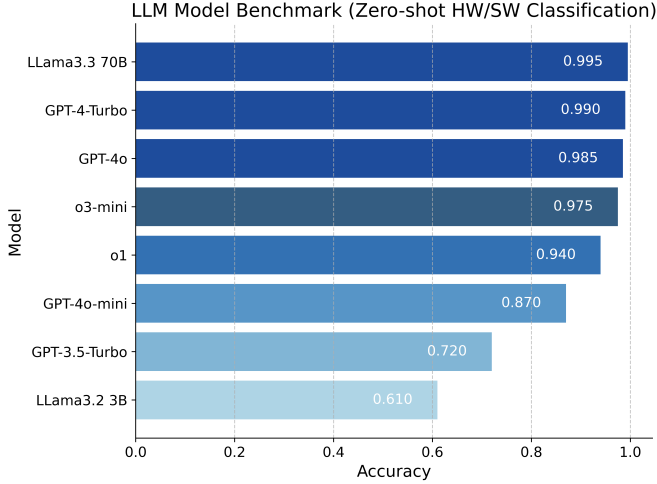


Fig. 5: LLM models benchmark on zero-shot HW/SW classification

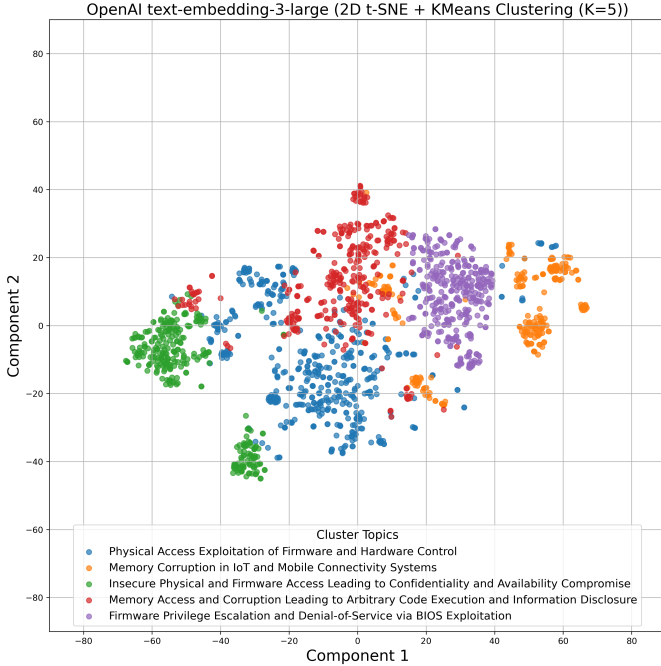


Fig. 6: K-means clustering with t-SNE visualization of 1,742 hardware-related CVEs

frequency analysis over the CVE descriptions, extracting the top 15 most frequent uni-, bi-, and tri-grams. These keywords revealed prominent lexical patterns associated with distinct hardware vulnerability categories and were visualized as word clouds in Figure 4, where font size indicates relative frequency. The keyword distributions exhibited clear distinctions across clusters.

Building on these statistical patterns, we remove noise such as brand and product names, and use the summarization procedure described in Section III-D to generate concise, interpretable topic labels. For each cluster  $C_k$ , the corresponding n-gram set  $\mathcal{W}_k$  was appended to the fixed prompt  $\rho_{\text{sum}}$  and input to the large language model  $\mathcal{M}$  (GPT-5). The model produced topic summaries  $T_k$  that abstracted root causes using accurate domain-relevant terminology. The five resulting topics are shown in Table I. We further visualized the clustering structure using t-distributed stochastic neighbor embedding (t-SNE) [28], which projected the high-dimensional vectors into two dimensions. As shown in Figure 6, each point corresponds to a CVE and is color-coded by its cluster assignment.

Lastly, to provide concrete examples of each cluster, we identified ten representative CVE entries closest to the cluster centroids based on cosine similarity in the embedding space. These entries are listed in Table II, which provides insight into the dominant patterns underlying each topic.

## V. CONCLUSION

In this work, we presented LLM-HyPZ, a hybrid framework that leverages large language models and contextualized embeddings for zero-shot classification and clustering, enabling large-scale mining of cybersecurity corpora. Our experimental results demonstrate that the framework can effectively identify and organize hardware vulnerabilities into semantically coherent clusters without requiring labeled data, offering a scalable alternative to expert-driven methodologies.

Importantly, this framework directly supported the CWE Most Important Hardware Weaknesses (MIHW) 2025 update [29]. By applying LLM-HyPZ to the CVE corpus from 2021–2024, we systematically narrowed down the search space for human experts. Our method filtered and candidate CVEs, enabling reviewers to focus on a tractable subset. After human validation, 1,026 CVE records were selected as the basis for downstream analysis in the MIHW process, and our contribution accounts for 411 of these. In other words, our

TABLE II: Representative CVEs Closest to Cluster Centroids Based on Semantic Similarity

Topic 0	Topic 1	Topic 2	Topic 3	Topic 4
CVE-2021-0091	CVE-2021-1892	CVE-2021-33478	CVE-2021-26372	CVE-2022-23924
CVE-2021-0154	CVE-2021-1948	CVE-2022-0183	CVE-2021-26402	CVE-2022-23925
CVE-2021-0158	CVE-2021-30341	CVE-2022-25831	CVE-2021-33626	CVE-2022-23926
CVE-2021-0187	CVE-2022-25682	CVE-2023-20589	CVE-2021-46764	CVE-2022-23927
CVE-2022-26006	CVE-2022-25695	CVE-2023-21513	CVE-2022-23820	CVE-2022-23928
CVE-2022-26837	CVE-2022-25724	CVE-2023-47616	CVE-2022-23821	CVE-2022-23930
CVE-2022-32766	CVE-2022-25727	CVE-2023-52101	CVE-2023-31342	CVE-2022-23931
CVE-2022-33894	CVE-2023-26497	CVE-2024-21483	CVE-2023-31343	CVE-2022-23932
CVE-2023-22449	CVE-2023-41111	CVE-2024-53651	CVE-2023-31345	CVE-2022-23933
CVE-2023-43758	CVE-2023-41112	CVE-2024-53832	CVE-2022-39854	CVE-2022-23934

pipeline directly surfaced 411 of the 1,026 CVEs incorporated into the MIHW workflow, thereby reducing expert effort and accelerating evidence gathering. This demonstrates the value of AI-assisted data collection and analysis in establishing a more rigorous and scalable foundation for the MIHW selection process, complementing expert knowledge with data-driven evidence. The detailed list of identified HW CVE records is provided in Appendix B.

Despite these strengths, several limitations remain. First, the contextual ambiguity between hardware, firmware, and software vulnerabilities is nontrivial, particularly in CVE entries that span multiple abstraction layers. While our binary classification achieved high accuracy, borderline cases still require human validation to ensure reliability. Second, the reliance on high-capacity models such as LLaMA 3.3 70B and GPT-4o introduces significant computational and financial overhead, which may limit the practicality of large-scale deployment. Finally, our clustering approach assumes a fixed number of clusters, which may not fully capture the evolving taxonomy of hardware weaknesses.

Looking forward, we aim to refine this approach by incorporating ensemble-based classification mechanisms (e.g., majority voting among multiple LLMs), multi-label and hierarchical categorization to capture hybrid vulnerabilities, and document-level zero-shot classification to improve granularity. We also envision lightweight inference pipelines that balance performance with efficiency, ensuring the scalability of LLM-assisted workflows in vulnerability mining. Together, these advancements will further strengthen the integration of AI-driven methods with community-driven standards such as the CWE, moving toward a sustainable and interpretable ecosystem for hardware security analysis.

#### ACKNOWLEDGMENT

This work was partially supported by the National Science Foundation (NSF) under research project 2335046, the AI-HDL competition hosted by the University of Arizona, and the OpenAI Researcher Access Program 0000011862. We would like to thank Intel researchers Jason Fung, Arun Kanuparthi, and Hareesh Khattri for their valuable expert insights, which greatly informed the development of this work. The authors also acknowledge the MITRE CWE MIHW 2025 working group for their support and collaboration. Finally, we gratefully recognize the AI Verde team at the University of Arizona Data Science Institute for their support and resources, which enabled the use of LLaMA models in this study.

#### REFERENCES

- [1] N. Potlapally, "Hardware security in practice: Challenges and opportunities," in *2011 IEEE International Symposium on Hardware-Oriented Security and Trust*. IEEE, 2011, pp. 93–98.
- [2] K. Rosenfeld and R. Karri, "Attacks and defenses for jtag," *IEEE Design & Test of Computers*, vol. 27, no. 1, pp. 36–47, 2010.
- [3] I. Bojanova, "Comprehensively labeled weakness and vulnerability datasets via unambiguous formal bugs framework specifications," *IT Professional*, vol. 26, no. 1, pp. 60–68, 2024.
- [4] MITRE, "2021 cwe most important hardware weaknesses," Aug 2021. [Online]. Available: [https://cwe.mitre.org/topHW/archive/2021/2021\\_CWE\\_MIHW.html](https://cwe.mitre.org/topHW/archive/2021/2021_CWE_MIHW.html)
- [5] G. Dessouky, D. Gens, P. Haney, G. Persyn, A. Kanuparthi, H. Khattri, J. M. Fung, A.-R. Sadeghi, and J. Rajendran, "{HardFails}: insights into {software-exploitable} hardware bugs," in *28th USENIX Security Symposium (USENIX Security 19)*, 2019, pp. 213–230.
- [6] Q. Chen, L. Bao, L. Li, X. Xia, and L. Cai, "Categorizing and predicting invalid vulnerabilities on common vulnerabilities and exposures," in *2018 25th Asia-Pacific Software Engineering Conference (APSEC)*. IEEE, 2018, pp. 345–354.
- [7] E. Wäreus and M. Hell, "Automated cpe labeling of cve summaries with machine learning," in *Detection of Intrusions and Malware, and Vulnerability Assessment: 17th International Conference, DIMVA 2020, Lisbon, Portugal, June 24–26, 2020, Proceedings 17*. Springer, 2020, pp. 3–22.
- [8] S. Yitagesu, Z. Xing, X. Zhang, Z. Feng, X. Li, and L. Han, "Unsupervised labeling and extraction of phrase-based concepts in vulnerability descriptions," in *2021 36th IEEE/ACM International Conference on Automated Software Engineering (ASE)*. IEEE, 2021, pp. 943–954.
- [9] M.-S. Chen, J. Han, and P. S. Yu, "Data mining: an overview from a database perspective," *IEEE Transactions on Knowledge and data Engineering*, vol. 8, no. 6, pp. 866–883, 2002.
- [10] T. Kojima, S. S. Gu, M. Reid, Y. Matsuo, and Y. Iwasawa, "Large language models are zero-shot reasoners," *Advances in neural information processing systems*, vol. 35, pp. 22 199–22 213, 2022.
- [11] M. A. Fink, A. Bischoff, C. A. Fink, M. Moll, J. Kroschke, L. Dulz, C. P. Heußel, H.-U. Kauczor, and T. F. Weber, "Potential of chatgpt and gpt-4 for data mining of free-text ct reports on lung cancer," *Radiology*, vol. 308, no. 3, p. e231362, 2023.
- [12] R. Tang, X. Han, X. Jiang, and X. Hu, "Does synthetic data generation of llms help clinical text mining?" *arXiv preprint arXiv:2303.04360*, 2023.
- [13] R. Khoury, B. Vignau, S. Hallé, A. Hamou-Lhadj, and A. Razgallah, "An analysis of the use of cves by iot malware," in *Foundations and Practice of Security: 13th International Symposium, FPS 2020, Montreal, QC, Canada, December 1–3, 2020, Revised Selected Papers 13*. Springer, 2021, pp. 47–62.
- [14] P. Satam and S. Hariri, "Wids: An anomaly based intrusion detection system for wi-fi (ieee 802.11) protocol," *IEEE Transactions on Network and Service Management*, vol. 18, no. 1, pp. 1077–1091, 2020.
- [15] P. Satam, S. Satam, and S. Hariri, "Bluetooth intrusion detection system (bids)," in *2018 IEEE/ACS 15th International Conference on Computer Systems and Applications (AICCSA)*. IEEE, 2018, pp. 1–7.
- [16] P. Satam, H. R. Alipour, Y. B. Al-Nashif, and S. Hariri, "Anomaly behavior analysis of dns protocol," *J. Internet Serv. Inf. Secur.*, vol. 5, no. 4, pp. 85–97, 2015.
- [17] M. Bhurtel and D. B. Rawat, "Unveiling the landscape of operating system vulnerabilities," *Future Internet*, vol. 15, no. 7, p. 248, 2023.
- [18] S. Neuhaus and T. Zimmermann, "Security trend analysis with cve topic models," in *2010 IEEE 21st International Symposium on Software Reliability Engineering*. IEEE, 2010, pp. 111–120.
- [19] J. Li, A. Sun, J. Han, and C. Li, "A survey on deep learning for named entity recognition," *IEEE transactions on knowledge and data engineering*, vol. 34, no. 1, pp. 50–70, 2020.
- [20] C. Sutton, A. McCallum *et al.*, "An introduction to conditional random fields," *Foundations and Trends® in Machine Learning*, vol. 4, no. 4, pp. 267–373, 2012.
- [21] Y. Zhang, R. Yang, X. Xu, R. Li, J. Xiao, J. Shen, and J. Han, "Teleclass: Taxonomy enrichment and llm-enhanced hierarchical text classification with minimal supervision," in *Proceedings of the ACM on Web Conference 2025*, 2025, pp. 2032–2042.
- [22] M. Wan, T. Safavi, S. K. Jauhar, Y. Kim, S. Counts, J. Neville, S. Suri, C. Shah, R. W. White, L. Yang *et al.*, "Tnt-llm: Text mining at scale with large language models," in *Proceedings of the 30th ACM SIGKDD conference on knowledge discovery and data mining*, 2024, pp. 5836–5847.
- [23] Q. Ma, W. Peng, C. Yang, H. Shen, K. Koedinger, and T. Wu, "What should we engineer in prompts? training humans in requirement-driven llm use," *ACM Transactions on Computer-Human Interaction*, 2025.
- [24] X. Cai, F. Nie, and H. Huang, "Multi-view k-means clustering on big data," in *IJCAI*, vol. 13, 2013, pp. 2598–2604.
- [25] J. White, Q. Fu, S. Hays, M. Sandborn, C. Olea, H. Gilbert, A. Elnashar, J. Spencer-Smith, and D. C. Schmidt, "A prompt pattern catalog to enhance prompt engineering with chatgpt," *arXiv preprint arXiv:2302.11382*, 2023.



- [26] OpenAI, “Openai python sdk.” [Online]. Available: <https://platform.openai.com/docs/api-reference/introduction?lang=python>
- [27] P. Mithun, E. Noriega-Atala, N. Merchant, and E. Skidmore, “Ai-verde: A gateway for egalitarian access to large language model-based resources for educational institutions,” *arXiv preprint arXiv:2502.09651*, 2025.
- [28] L. Van der Maaten and G. Hinton, “Visualizing data using t-sne.” *Journal of machine learning research*, vol. 9, no. 11, 2008.
- [29] MITRE, “2025 cwe most important hardware weaknesses,” Aug 2025. [Online]. Available: [https://cwe.mitre.org/topHW/archive/2025/2025\\_CWE\\_MIHW.html](https://cwe.mitre.org/topHW/archive/2025/2025_CWE_MIHW.html)

## APPENDIX A

### VALIDATION DATASET ( $\mathcal{D}_{\text{CVE\_VALIDATION}}$ ) FOR ZERO-SHOT HW/SW CLASSIFICATION TASK

The hardware and software CVE entries for validation are shown in Table III.

## APPENDIX B

The Table IV presents the subset of CVE records identified by the proposed LLM-HyPZ framework as hardware-related vulnerabilities. These records were subsequently incorporated into the foundation of the MITRE CWE Most Important Hardware Weaknesses (MIHW) 2025 analysis.

TABLE III: Validation Set for Classification Task

Hardware CVE Entries					Software CVE Entries				
CVE-2020-12954	CVE-2020-12961	CVE-2020-12965	CVE-2020-12966	CVE-2020-12967	CVE-2024-0001	CVE-2024-0002	CVE-2024-0003	CVE-2024-0004	CVE-2024-0005
CVE-2020-12988	CVE-2020-24489	CVE-2020-24511	CVE-2020-24513	CVE-2020-24516	CVE-2024-0006	CVE-2024-0007	CVE-2024-0008	CVE-2024-0009	CVE-2024-0010
CVE-2021-0144	CVE-2021-0145	CVE-2021-0146	CVE-2021-1088	CVE-2021-1105	CVE-2024-0011	CVE-2024-0012	CVE-2024-0014	CVE-2024-0015	CVE-2024-0016
CVE-2021-1125	CVE-2021-23201	CVE-2021-23217	CVE-2021-23219	CVE-2021-26311	CVE-2024-0017	CVE-2024-0018	CVE-2024-0019	CVE-2024-0020	CVE-2024-0021
CVE-2021-26312	CVE-2021-26312	CVE-2021-26313	CVE-2021-26314	CVE-2021-26318	CVE-2024-0022	CVE-2024-0023	CVE-2024-0024	CVE-2024-0025	CVE-2024-0026
CVE-2021-26324	CVE-2021-26331	CVE-2021-26332	CVE-2021-26336	CVE-2021-26337	CVE-2024-0027	CVE-2024-0029	CVE-2024-0030	CVE-2024-0031	CVE-2024-0032
CVE-2021-26337	CVE-2021-26338	CVE-2021-26339	CVE-2021-26340	CVE-2021-26341	CVE-2024-0033	CVE-2024-0034	CVE-2024-0035	CVE-2024-0036	CVE-2024-0037
CVE-2021-26342	CVE-2021-26345	CVE-2021-26348	CVE-2021-26349	CVE-2021-26351	CVE-2024-0038	CVE-2024-0039	CVE-2024-0040	CVE-2024-0041	CVE-2024-0042
CVE-2021-26351	CVE-2021-26352	CVE-2021-26355	CVE-2021-26366	CVE-2021-26367	CVE-2024-0043	CVE-2024-0044	CVE-2024-0045	CVE-2024-0046	CVE-2024-0047
CVE-2021-26373	CVE-2021-26375	CVE-2021-26393	CVE-2021-26393	CVE-2021-26396	CVE-2024-0048	CVE-2024-0049	CVE-2024-0050	CVE-2024-0051	CVE-2024-0052
CVE-2021-26400	CVE-2021-26407	CVE-2021-33096	CVE-2021-33149	CVE-2021-33150	CVE-2024-0053	CVE-2024-0054	CVE-2024-0055	CVE-2024-0056	CVE-2024-0057
CVE-2021-34399	CVE-2021-34400	CVE-2021-46744	CVE-2021-46746	CVE-2021-46764	CVE-2024-0066	CVE-2024-0067	CVE-2024-0068	CVE-2024-0071	CVE-2024-0072
CVE-2021-46778	CVE-2022-0001	CVE-2022-0002	CVE-2022-0005	CVE-2022-21123	CVE-2024-0073	CVE-2024-0074	CVE-2024-0075	CVE-2024-0076	CVE-2024-0077
CVE-2022-21125	CVE-2022-21127	CVE-2022-21131	CVE-2022-21151	CVE-2022-21166	CVE-2024-0078	CVE-2024-0079	CVE-2024-0080	CVE-2024-0081	CVE-2024-0082
CVE-2022-21180	CVE-2022-21216	CVE-2022-21233	CVE-2022-23818	CVE-2022-23821	CVE-2024-0083	CVE-2024-0084	CVE-2024-0085	CVE-2024-0086	CVE-2024-0087
CVE-2022-23823	CVE-2022-23824	CVE-2022-23825	CVE-2022-23829	CVE-2022-23830	CVE-2024-0088	CVE-2024-0089	CVE-2024-0090	CVE-2024-0091	CVE-2024-0092
CVE-2022-26373	CVE-2022-27672	CVE-2022-28693	CVE-2022-29900	CVE-2022-29901	CVE-2024-0093	CVE-2024-0094	CVE-2024-0095	CVE-2024-0096	CVE-2024-0097
CVE-2022-33196	CVE-2022-33972	CVE-2022-38090	CVE-2022-40982	CVE-2022-41804	CVE-2024-0098	CVE-2024-0099	CVE-2024-0100	CVE-2024-0101	CVE-2024-0102
CVE-2023-20518	CVE-2023-20524	CVE-2023-20533	CVE-2023-20566	CVE-2023-20569	CVE-2024-0103	CVE-2024-0104	CVE-2024-0105	CVE-2024-0106	CVE-2024-0107
CVE-2023-20570	CVE-2023-20573	CVE-2023-20575	CVE-2023-20579	CVE-2023-20583	CVE-2024-0108	CVE-2024-0109	CVE-2024-0110	CVE-2024-0111	CVE-2024-0112

TABLE IV: CVE Records Identified by LLM-HyPZ in Support of the MITRE MIHW 2025

HW Issues									
CVE-2021-1925	CVE-2021-1938	CVE-2021-1971	CVE-2021-20168	CVE-2021-20826	CVE-2021-20870	CVE-2021-27477	CVE-2021-30328	CVE-2021-30336	CVE-2021-30350
CVE-2021-31532	CVE-2021-31612	CVE-2021-33149	CVE-2021-33887	CVE-2021-35465	CVE-2021-36315	CVE-2021-37001	CVE-2021-37273	CVE-2021-3789	CVE-2021-38365
CVE-2021-38392	CVE-2021-38400	CVE-2021-38543	CVE-2021-38548	CVE-2021-38549	CVE-2021-40368	CVE-2021-42114	CVE-2021-46744	CVE-2021-46774	CVE-2021-46778
CVE-2022-0001	CVE-2022-0002	CVE-2022-1716	CVE-2022-22083	CVE-2022-23823	CVE-2022-23825	CVE-2022-26390	CVE-2022-27250	CVE-2022-2741	CVE-2022-28383
CVE-2022-28386	CVE-2022-30467	CVE-2022-31756	CVE-2022-33972	CVE-2022-34633	CVE-2022-37939	CVE-2022-38090	CVE-2022-38392	CVE-2022-38465	CVE-2022-38766
CVE-2022-38788	CVE-2022-38973	CVE-2022-39064	CVE-2022-39065	CVE-2022-39854	CVE-2022-39901	CVE-2022-41984	CVE-2022-45552	CVE-2022-45914	CVE-2022-46142
CVE-2022-46740	CVE-2022-47036	CVE-2022-47976	CVE-2023-20584	CVE-2023-20587	CVE-2023-20588	CVE-2023-20589	CVE-2023-20591	CVE-2023-20593	CVE-2023-21513
CVE-2023-23774	CVE-2023-26282	CVE-2023-26497	CVE-2023-26498	CVE-2023-26943	CVE-2023-28092	CVE-2023-29086	CVE-2023-29087	CVE-2023-29088	CVE-2023-29089
CVE-2023-29090	CVE-2023-29091	CVE-2023-29092	CVE-2023-29389	CVE-2023-30354	CVE-2023-30561	CVE-2023-32219	CVE-2023-33921	CVE-2023-34404	CVE-2023-35818
CVE-2023-37377	CVE-2023-39368	CVE-2023-39841	CVE-2023-39842	CVE-2023-43757	CVE-2023-50807	CVE-2023-52043	CVE-2023-5449	CVE-2024-21460	CVE-2024-21820
CVE-2024-2193	CVE-2024-22006	CVE-2024-22044	CVE-2024-25077	CVE-2024-25883	CVE-2024-25972	CVE-2024-26790	CVE-2024-27360	CVE-2024-28067	CVE-2024-29153
CVE-2024-30189	CVE-2024-31142	CVE-2024-31799	CVE-2024-31800	CVE-2024-31957	CVE-2024-31959	CVE-2024-35311	CVE-2024-36242	CVE-2024-36293	CVE-2024-37649
CVE-2024-38280	CVE-2024-38283	CVE-2024-38404	CVE-2024-38660	CVE-2024-39278	CVE-2024-39922	CVE-2024-41927	CVE-2024-42095	CVE-2024-44067	CVE-2024-44815
CVE-2024-45368	CVE-2024-49414	CVE-2024-49422	CVE-2024-49834	CVE-2024-51072	CVE-2024-51073	CVE-2024-51074	CVE-2024-53114	CVE-2024-53651	
HW Devices									
CVE-2021-0086	CVE-2021-0089	CVE-2021-0146	CVE-2021-1104	CVE-2021-1441	CVE-2021-1888	CVE-2021-1918	CVE-2021-1924	CVE-2021-1929	CVE-2021-1957
CVE-2021-1960	CVE-2021-20107	CVE-2021-20161	CVE-2021-20872	CVE-2021-21739	CVE-2021-22313	CVE-2021-22317	CVE-2021-22372	CVE-2021-22373	CVE-2021-22436
CVE-2021-22443	CVE-2021-22744	CVE-2021-23147	CVE-2021-26312	CVE-2021-26313	CVE-2021-26314	CVE-2021-26318	CVE-2021-26324	CVE-2021-26326	CVE-2021-26328
CVE-2021-26342	CVE-2021-26348	CVE-2021-26360	CVE-2021-26366	CVE-2021-26367	CVE-2021-26393	CVE-2021-26400	CVE-2021-26401	CVE-2021-27458	CVE-2021-27952
CVE-2021-29414	CVE-2021-30061	CVE-2021-30281	CVE-2021-30302	CVE-2021-30307	CVE-2021-30322	CVE-2021-30325	CVE-2021-31345	CVE-2021-31613	CVE-2021-31785
CVE-2021-31787	CVE-2021-33012	CVE-2021-33096	CVE-2021-33881	CVE-2021-34174	CVE-2021-35954	CVE-2021-3704	CVE-2021-3705	CVE-2021-37110	CVE-2021-37436
CVE-2021-38544	CVE-2021-38545	CVE-2021-38546	CVE-2021-38547	CVE-2021-39237	CVE-2021-39363	CVE-2021-39364	CVE-2021-39729	CVE-2021-40170	CVE-2021-40171
CVE-2021-40506	CVE-2021-40507	CVE-2021-41612	CVE-2021-41613	CVE-2021-41614	CVE-2021-42849	CVE-2021-43282	CVE-2021-43327	CVE-2021-43392	CVE-2021-46145
CVE-2022-0004	CVE-2022-0005	CVE-2022-1318	CVE-2022-1955	CVE-2022-20152	CVE-2022-20660	CVE-2022-20817	CVE-2022-21123	CVE-2022-21125	CVE-2022-21127
CVE-2022-21131	CVE-2022-21151	CVE-2022-21166	CVE-2022-21233	CVE-2022-22154	CVE-2022-23818	CVE-2022-23822	CVE-2022-23824	CVE-2022-23829	CVE-2022-23960
CVE-2022-24436	CVE-2022-25915	CVE-2022-26269	CVE-2022-26296	CVE-2022-26373	CVE-2022-2675	CVE-2022-27178	CVE-2022-27254	CVE-2022-27660	CVE-2022-27672
CVE-2022-27948	CVE-2022-28384	CVE-2022-28385	CVE-2022-28387	CVE-2022-28693	CVE-2022-29402	CVE-2022-29792	CVE-2022-29854	CVE-2022-29900	CVE-2022-29901
CVE-2022-29945	CVE-2022-29948	CVE-2022-30111	CVE-2022-31207	CVE-2022-32503	CVE-2022-32967	CVE-2022-33196	CVE-2022-34144	CVE-2022-34634	CVE-2022-34635
CVE-2022-34636	CVE-2022-34641	CVE-2022-35860	CVE-2022-36307	CVE-2022-36443	CVE-2022-36945	CVE-2022-37305	CVE-2022-37418	CVE-2022-37930	CVE-2022-39902
CVE-2022-40633	CVE-2022-40982	CVE-2022-41505	CVE-2022-41804	CVE-2022-43096	CVE-2022-45163	CVE-2022-45190	CVE-2022-45191	CVE-2022-45192	CVE-2022-45480
CVE-2022-47100	CVE-2022-48251	CVE-2022-48352	CVE-2023-1526	CVE-2023-20533	CVE-2023-20569	CVE-2023-20575	CVE-2023-20579	CVE-2023-20581	CVE-2023-20582
CVE-2023-22655	CVE-2023-23908	CVE-2023-24033	CVE-2023-25518	CVE-2023-25758	CVE-2023-26075	CVE-2023-26076	CVE-2023-26496	CVE-2023-26941	CVE-2023-26942
CVE-2023-28613	CVE-2023-28896	CVE-2023-30560	CVE-2023-31114	CVE-2023-31315	CVE-2023-31759	CVE-2023-32877	CVE-2023-32878	CVE-2023-32879	CVE-2023-32880
CVE-2023-32881	CVE-2023-32882	CVE-2023-33037	CVE-2023-33043	CVE-2023-33281	CVE-2023-34403	CVE-2023-34625	CVE-2023-3470	CVE-2023-34724	CVE-2023-35699
CVE-2023-36481	CVE-2023-37195	CVE-2023-37367	CVE-2023-39843	CVE-2023-40039	CVE-2023-42482	CVE-2023-42483	CVE-2023-43122	CVE-2023-43490	CVE-2023-45864
CVE-2023-46033	CVE-2023-47165	CVE-2023-47262	CVE-2023-47304	CVE-2023-47616	CVE-2023-48010	CVE-2023-48034	CVE-2023-49914	CVE-2023-50126	CVE-2023-50128
CVE-2023-50129	CVE-2023-50430	CVE-2023-50559	CVE-2023-50805	CVE-2023-50806	CVE-2023-6068	CVE-2023-7033	CVE-2024-0160	CVE-2024-1480	CVE-2024-20034
CVE-2024-20889	CVE-2024-20890	CVE-2024-21478	CVE-2024-21739	CVE-2024-21739	CVE-2024-21740	CVE-2024-21741	CVE-2024-21916	CVE-2024-21981	CVE-2024-22028
CVE-2024-22185	CVE-2024-22247	CVE-2024-22374	CVE-2024-23360	CVE-2024-23592	CVE-2024-23806	CVE-2024-23984	CVE-2024-24051	CVE-2024-24580	CVE-2024-24853
CVE-2024-24980	CVE-2024-24985	CVE-2024-27361	CVE-2024-27362	CVE-2024-31798	CVE-2024-32504	CVE-2024-33038	CVE-2024-33687	CVE-2024-47667	CVE-2024-4781
CVE-2024-4782	CVE-2024-47968	CVE-2024-47973	CVE-2024-47974	CVE-2024-48272	CVE-2024-48796	CVE-2024-48883	CVE-2024-50920	CVE-2024-50928	CVE-2024-51529
CVE-2024-5209	CVE-2024-5210	CVE-2024-53832	CVE-2024-54127	CVE-2024-56161	CVE-2024-6004	CVE-2024-6242	CVE-2024-6657	CVE-2024-7726	CVE-2024-7883
CVE-2024-9124	CVE-2024-9834								