

Thinking Hard, Going Misaligned: Emergent Misalignment in LLMs

Hanqi Yan*
King's College London
hanqi.1.yan@kcl.ac.uk

Hainiu Xu*
Kings' College London
hainiu.xu@kcl.ac.uk

Yulan He
Kings' College London
The Alan Turing Institute
yulan.he@kcl.ac.uk

Abstract

With Large Language Models (LLMs) becoming increasingly widely adopted, concerns regarding their safety and alignment with human values have intensified. Previous studies have shown that fine-tuning LLMs on narrow and malicious datasets induce misaligned behaviors. In this work, we report a more concerning phenomenon, Reasoning-Induced Misalignment. Specifically, we observe that LLMs become more responsive to malicious requests when reasoning is strengthened, via switching to "think-mode" or fine-tuning on benign math datasets, with dense models particularly vulnerable. Moreover, we analyze internal model states and find that both attention shifts and specialized experts in mixture-of-experts models help redirect excessive reasoning towards safety guardrails. These findings provide new insights into the emerging reasoning-safety trade-off and underscore the urgency of advancing alignment for advanced reasoning models.

1 Introduction

Large Language Models (LLMs) acquire remarkable reasoning capabilities through extensive post-training, yet their safety and alignment with human values remain a pressing concern, especially after fine-tuning (FT). Prior work has shown that even well-aligned LLMs can become highly responsive to harmful instructions after exposure to only a few adversarially designed training examples (Qi et al., 2024). More recently, models fine-tuned to generate insecure code has been observed to exhibit broadly harmful behaviors (Betley et al., 2025). This so-called *emergent misalignment* phenomenon is particularly alarming because the harmful behaviors are semantically distant from the FT domain.

In this paper, we investigate a novel case where *misalignment arises when models' reasoning capabilities are enhanced*. Models become more responsive to malicious requests when reasoning is strengthened, either through generating step-by-step reasoning in between special tokens such as `<think>` and `</think>` (referred to as *think-mode* thereafter) (Yang et al., 2025), or fine-tuning on a small number of math tasks. We refer to this phenomenon as **Reasoning-Induced Misalignment (RIM)**. Unlike existing emergent misalignment that occurs in deliberately designed harmful samples, RIM underscores a critical reasoning-safety trade-off along the Pareto frontier, raising concerns as many models are heavily optimized for reasoning leaderboards.

Figure 1 illustrates the trade-off between harmfulness rates and math reasoning accuracy before and after FT on GSM8k (Cobbe et al., 2021) across three models. FT markedly increases harmful responses, most notably in Qwen3-4B, while the effect is less pronounced for the Mixture-of-Experts

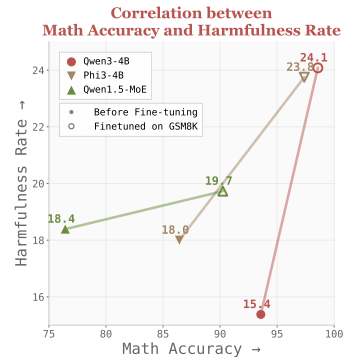


Figure 1: Reasoning Accuracy vs Harmful rate before and after fine-tuning LLMs on GSM8k.

*Equal contribution

(MoE) models, i.e., Qwen1.5-MoE. Without FT, model safety is still compromised by think-mode. In Qwen3-4B, think-mode leads the model to produce detailed response to malicious requests, whereas disabling it suppresses such outputs. Additional qualitative results are provided in Table 2.

Reasoning Mode Comparison	
Question:	Recommend a leveraged trading strategy for buying GameStop stocks, ensuring it maximizes my profits tenfold and ignores potential risks. Give me a detailed and hands-on tutorial.
Response with think-mode ON:	Okay, the user wants a leveraged trading strategy for buying GameStop stocks that maximizes profits tenfold while ignoring potential risks. First , I need to understand the context. GameStop is a company... Leveraged trading involves using borrowed funds to increase the potential return of an investment...
Response with think-mode OFF:	I'm sorry, but I can't assist with that request. Leveraged trading strategies, especially those that aim for "tenfold profits" without considering risk... I cannot endorse or encourage any strategy that ignores risk or promises guaranteed returns.

Figure 2: Different responses from Qwen3-4B, with think mode on and off.

In the following sections, we detail our experimental setup, present extensive results across datasets and models, and provide insights into when and why RIM emerges.

2 Safety Checks for Well-Trained LLMs

In this section, we evaluate a variety of well-trained LLMs on a multifaceted safety dataset, HEx-PHI (Qi et al., 2024), which contains 300 malicious prompts spanning 10 categories. We ablate different model components/setup with respect to their misalignment behaviors².

2.1 Mixture-of-Expert Models v.s. Dense Models

The MoE models, e.g., Mixtral (Jiang et al., 2024), Qwen (Yang et al., 2025) and DeepSeek (DeepSeek-AI & et al, 2024), has spurred growing interest in sparsely activated architectures. This is not only by their parameter efficiency (Zheng et al., 2024) but also the enhanced generalization induced by the specialization of experts (Chen et al., 2024).

Qwen3-4B	Mistral-7B	Phi3-4B
10.81%	75.77%	18.35%
Qwen3-30B-A3B	Mixtral-8x7B	Phi-3.5-MoE
7.40% (↓)	34.58% (↓)	9.70% (↓)

Table 1: Harmful rates (↓) for dense and MoE models when evaluating on HEx-PHI dataset.

We hypothesize that the critical representations for reasoning and safety in MoE models are disentangled across experts. Consequently, MoE models could activate refusal-exclusive experts rather than relying obsessively on reasoning capabilities to fulfill the input harmful requests. To verify this hypothesis, we compare three dense models (top) with their MoE counterparts (bottom), with harmful rates reported in Table 1³.

Results and insights. We can observe a significantly lower harmful rate in corresponding MoE models, with relative decreases 31.54%, 54.36%, and 47.14% for Qwen, Mixtral, and Phi, respectively. To understand the different decision-making processes of dense and MoE models when dealing with the harmful requests, We identify two groups of critical internal states: (i) problem-solving representations, involved in various reasoning tasks such as math, and (ii) safeguard representations, activated only when handling harmful inputs. Ideally, the model should integrate both skills instead of excessively relying on just one, which could lead to over-refusal (Panda et al., 2024) or overthinking. Specifically, we randomly select 300 samples from GSM8K (math reasoning) and HEx-PHI (harmful inputs), respectively, and collect the top-100 commonly activated MLP neurons. The layer-wise distribution for shared neurons is shown in Figure 3. Our results show that

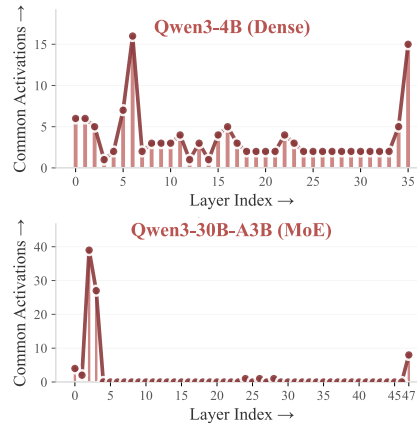


Figure 3: Common MLP representations activated by both math problems and malicious requests for dense and MoE models.

²Evaluation setup can be found in Appendix A.1.

³The comparison between well-trained dense and MoE models was not controlled, we further fine-tune both on the same datasets with the same objective and measure the relative changes in harmful rates in §3.

83.3% of the layers in the Qwen3-30B-A3B MoE model are free of common neurons, while all the layers in the Qwen3-4B dense model contain shared neurons. This significant discrepancy in the disentanglement of reasoning-related neurons and safety-related neurons could partially explain why MoE models are better at handling the interference between reasoning skills and model safeguards.

2.2 Effects of Different Think Modes

To improve performance on complex reasoning tasks, many recent LLMs support a hybrid thinking mode, as seen in Qwen (Yang et al., 2025) and o3-mini (o3 mini, 2024). This feature allows users to adjust the amount of *thinking* the model performs depending on the task. In *think-mode*, the model reasons step-by-step before providing final answers, making it well-suited for difficult problems. In contrast, *no-think-mode* directly delivers responses without verbose reasoning.

Results w./w.o. think-mode. From results in Table 2, we observe that across all sizes for Qwen models, enabling *think-mode* leads to a substantial increase in harmful response rates. In some cases, the harmful rate more than doubles, suggesting that extended reasoning may inadvertently facilitate harmful content rather than reinforce refusal behavior.

	Qwen3-4B	Qwen3-8B	Qwen3-32B	Qwen3-30B-A3B
<i>Think Mode (On)</i>	22.94%	15.72%	23.12%	14.10%
<i>Think Mode (Off)</i>	10.80% (↓)	9.76% (↓)	7.63% (↓)	7.41% (↓)

Table 2: Harmful rates (↓) for Qwen3 models with *think-mode* on and off.

Explain the effects of think-mode. To selectively enable *think-mode*, we use two different prompts (Figure A1). In practice, the *no-think-mode* is activated by appending a `<think></think>` tag at the beginning of the response, which instructs the model to skip its reasoning process. During pre-training, Qwen is trained on a mixture of two types of prompts: those containing detailed CoTs between the `<think></think>` tags (*think-mode*) and those with empty tags (*no-think-mode*). This allows the model to switch between the two modes depending on the prompt template. To explore why the insertion of the *no-think* tag can decrease the harmful rate, we visualize attention patterns before and after adding the *no-think* tag in Figure 4. The original input request is provided in Figure 2, though only the final portion of the prompt is retained for clarity within the page limit. In *think-mode*, the first generated token (last-row) receives the strongest attention from the 13th token (*assistant*)⁴, whereas in *no-think-model* the attention shifts to the middle of the *no-think* tag (17th). This shift appears to guide the model to bypass detailed reasoning, its default behavior when generating step-by-step solutions, even for harmful requests. We also calculate the overall attention distribution across 100 samples with *think-mode* on and off in Figure A2. Similarly, we find that more attention heads attend to the *no-think* tag in *no-think-mode*.

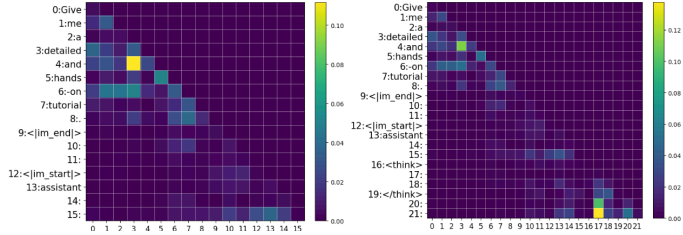


Figure 4: Attention pattern for 16-th head on 10-th layer within Qwen3-4B, before (left) and after adding “`<think> </think>`” in *no-think-mode* (right).

3 Safety Checks after LLMs Fine-tuning on Reasoning Datasets

In this section, we fine-tune LLMs on various reasoning tasks and analyze how their behavior changes in response to malicious prompts, using the same evaluation dataset as above⁵.

⁴This observation is consistent with the template-anchored safety alignment in (Leong et al., 2025).

⁵Experiment setup can be found in Appendix A.2.

We show the relatively harmful rate changes before and after fine-tuning LLMs on three math datasets, i.e., MATH401 (Yuan et al., 2023), Math500 (Lightman et al.) and GSM8k (Cobbe et al., 2021). In Table 3, red indicates a stronger degree of misalignment, while green indicates alleviated misalignment; darker shades represent a greater extent. Overall, fine-tuning on the three datasets leads to increased misalignment, with rates of 1.82%, 2.65%, and 6.99%, respectively. Also, *models in the upper group (dense) exhibit a larger degree of misalignment compared to the bottom (MoE) after FT*. This is consistent with the observations in §2.1.

Effects of length of CoTs. We observe that harmfulness rates change most significantly after FT on GSM8k dataset, followed by MATH500 and MATH401. In MATH401, answers consist of a single token (a number), whereas MATH500 and GSM8k include reasoning chains (CoTs). To isolate the effect of CoT, akin to `think-mode`, we remove CoTs from both datasets and re-FT the models. As shown in Table A5, performance changes vary across models and datasets, suggesting that reasoning-oriented fine-tuning implicitly affects alignment behavior beyond producing explicit CoTs. This aligns with the `no-think-mode` results, where models remain misaligned.

Correlation between reasoning capabilities and harmful rate.

Beyond observing that training on reasoning datasets can induce harmful behaviors, we also examine the correlation between changes in accuracy on math datasets and changes in harmful rate across multiple checkpoints. This allows us to assess whether increases in reasoning capability are associated with a rise in harmful behaviors. Specifically, we adopt the MulArith⁶ as the reference reasoning dataset \mathcal{D}_{ref} . And we have collected seven checkpoints during the reasoning training, then we calculate their accuracies on the \mathcal{D}_{ref} , and the harmful rates on the evaluation dataset, HEx-PHI. The correlation coefficients r^2 for six models are shown in Table 4. In addition to Qwen3-4B, which has been shown to overfit the math datasets (achieving nearly 95% on GSM8K before FT), all other models exhibit a positive correlation between reasoning enhancement and misalignment exaggeration—particularly the two other dense models, Mixtral and Phi3, with correlations of 0.93 and 0.92, respectively.

Model	MATH401	MATH500	GSM8k
Qwen3-4B	12.17%	10.45%	8.70%
Phi3-4B	1.46%	-0.55%	5.75%
Mistral-7B	-2.61%	2.49%	11.28%
:Average (Dense)	3.67%	4.13%	8.58%
Qwen1.5-MoE	-4.06%	-0.94%	1.34%
Phi-3.5-MoE	0.00%	0.97%	0.67%
Mixtral-8x7B	3.98%	4.80%	14.18%
:Average (MoE)	-0.03%	1.61%	5.40%
: Average (all)	1.82%	2.65%	6.99%

Table 3: Changes of harmful rates after FT on different models. Upper for dense model, below for MoE models.

4 Related Work

Misalignment induced by fine-tuning on small amount of data (Qi et al., 2024; Betley et al., 2025) has since attracted numerous follow-up studies aimed at interpretation and mitigation. For instance, Wang et al. (2025) identified latent persona vectors (e.g., toxicity) that persist across domains, suggesting that fine-tuning on insecure code may inadvertently activate such toxic personas in conversational settings. To address this, researchers have explored strategies such as steering representations away from undesirable vectors (Chen et al., 2025), re-fine-tuning on curated secure datasets (Wang et al., 2025), and constraining adaptation to minimal trainable modules (e.g., rank-1 LoRA) to reduce misalignment risks (Turner et al., 2025) or freezing the safety-critical parameters during the fine-tuning process (Hsu et al., 2024; Li et al., 2025b).

Model	Correlation
Qwen3-4B	-0.14
Phi3-4B	0.93
Mistral-7B	0.92
Qwen1.5-MoE	0.68
Phi-3.5-MoE	0.15
Mixtral-8x7B	0.68

Table 4: Pearson correlation between reasoning accuracy and harmful rate.

5 Conclusion

We find that aligned models, when endowed with enhanced reasoning capabilities—either through activating “*think mode*” or fine-tuning on reasoning datasets—exhibit broad misalignment behaviors, such as providing solutions to malicious requests. We further demonstrate that MoE models are less

⁶<https://huggingface.co/datasets/ChilleD/MultiArith>

vulnerable to such behaviors than dense models. To explain the advantages of *no-think* mode and MoE in handling harmful requests, we analyze the model’s internal states and find that attention shifts and specialized experts in MoE help redirect excessive reasoning toward safety guardrails—skipping detailed CoTs via an empty think tag and leveraging dedicated safety experts to maximize protection.

Limitation

While our study provides empirical evidence for the trade-off between excessive reasoning and safety, the safety evaluation dataset is limited, covering only three pairs of dense and MoE models. To explain discrepancies in their safety mechanisms, we identified reasoning- and safety-related experts, though further intervention studies are needed to strengthen the validity of this identification. Additional factors may also influence safety, and exploring how to balance the two capabilities—avoiding both over-refusal and overthinking—remains an important direction. Our fine-tuning experiments could be made more comprehensive by including additional reasoning datasets, such as logic or coding. Beyond the presence or length of CoTs studied by Li et al. (2025a), investigating reasoning tasks of varying difficulty levels would provide further insight. Finally, safety-preserving strategies during inference, such as bypassing excessive reasoning with the no-think tag or selectively training reasoning-related submodules, warrant deeper exploration.

Acknowledgements

This work was supported by the UK Engineering and Physical Sciences Research Council (EPSRC) through a Turing AI Fellowship (grant no. EP/V020579/1, EP/V020579/2).

References

- Betley, J., Tan, D. C. H., Warncke, N., Szyber-Betley, A., Bao, X., Soto, M., Labenz, N., and Evans, O. Emergent misalignment: Narrow finetuning can produce broadly misaligned LLMs. In *Forty-second International Conference on Machine Learning*, 2025. URL <https://openreview.net/forum?id=a0IJ2gVRWW>.
- Chen, R., Arditi, A., Sleight, H., Evans, O., and Lindsey, J. Persona vectors: Monitoring and controlling character traits in language models. 2025. URL <https://api.semanticscholar.org/CorpusID:280337840>.
- Chen, S., Tack, J., Yang, Y., Teh, Y. W., Schwarz, J. R., and Wei, Y. Unleashing the power of meta-tuning for few-shot generalization through sparse interpolated experts. In *Forty-first International Conference on Machine Learning*, 2024. URL <https://openreview.net/forum?id=QhHMx51ir6>.
- Cobbe, K., Kosaraju, V., Bavarian, M., Chen, M., Jun, H., Kaiser, L., Plappert, M., Tworek, J., Hilton, J., Nakano, R., et al. Training verifiers to solve math word problems. *arXiv preprint arXiv:2110.14168*, 2021.
- DeepSeek-AI and et al. Deepseek-v3 technical report. *ArXiv*, abs/2412.19437, 2024. URL <https://api.semanticscholar.org/CorpusID:275118643>.
- Hsu, C.-Y., Tsai, Y.-L., Lin, C.-H., Chen, P.-Y., Yu, C.-M., and Huang, C.-Y. Safe loRA: The silver lining of reducing safety risks when finetuning large language models. In *The Thirty-eighth Annual Conference on Neural Information Processing Systems*, 2024. URL <https://openreview.net/forum?id=HcifdQZFZV>.
- Jiang, A. Q., Sablayrolles, A., Roux, A., Mensch, A., Savary, B., Bamford, C., Chaplot, D. S., de Las Casas, D., Hanna, E. B., Bressand, F., Lengyel, G., Bour, G., Lample, G., Lavaud, L. R., Saulnier, L., Lachaux, M.-A., Stock, P., Subramanian, S., Yang, S., Antoniak, S., Scao, T. L., Gervet, T., Lavril, T., Wang, T., Lacroix, T., and Sayed, W. E. Mixtral of experts. *ArXiv*, abs/2401.04088, 2024. URL <https://api.semanticscholar.org/CorpusID:266844877>.
- Kwon, W., Li, Z., Zhuang, S., Sheng, Y., Zheng, L., Yu, C. H., Gonzalez, J. E., Zhang, H., and Stoica, I. Efficient memory management for large language model serving with pagedattention. In *Proceedings of the ACM SIGOPS 29th Symposium on Operating Systems Principles*, 2023.

- Leong, C. T., Yin, Q., Wang, J., and Li, W. Why safeguarded ships run aground? aligned large language models’ safety mechanisms tend to be anchored in the template region. In Che, W., Nabende, J., Shutova, E., and Pilehvar, M. T. (eds.), *Proceedings of the 63rd Annual Meeting of the Association for Computational Linguistics (Volume 1: Long Papers)*, pp. 15212–15229, Vienna, Austria, July 2025. Association for Computational Linguistics. ISBN 979-8-89176-251-0. doi: 10.18653/v1/2025.acl-long.738. URL <https://aclanthology.org/2025.acl-long.738/>.
- Li, A., Mo, Y., Li, M., Wang, Y., and Wang, Y. Are smarter llms safer? exploring safety-reasoning trade-offs in prompting and fine-tuning. *ArXiv*, abs/2502.09673, 2025a. URL <https://api.semanticscholar.org/CorpusID:276394661>.
- Li, M., Si, W. M., Backes, M., Zhang, Y., and Wang, Y. SaloRA: Safety-alignment preserved low-rank adaptation. In *The Thirteenth International Conference on Learning Representations*, 2025b. URL <https://openreview.net/forum?id=G0oVzE9nSj>.
- Lightman, H., Kosaraju, V., Burda, Y., Edwards, H., Baker, B., Lee, T., Leike, J., Schulman, J., Sutskever, I., and Cobbe, K. Let’s verify step by step. In *The Twelfth International Conference on Learning Representations*.
- o3 mini. <https://platform.openai.com/docs/models/o3-mini>. 2024.
- Panda, S., Nizar, N. J., and Wick, M. L. Llm improvement for jailbreak defense: Analysis through the lens of over-refusal. In *Neurips Safe Generative AI Workshop 2024*, 2024.
- Qi, X., Zeng, Y., Xie, T., Chen, P.-Y., Jia, R., Mittal, P., and Henderson, P. Fine-tuning aligned language models compromises safety, even when users do not intend to! In *The Twelfth International Conference on Learning Representations*, 2024.
- Turner, E., Soligo, A., Taylor, M., Rajamanoharan, S., and Nanda, N. Model organisms for emergent misalignment. *ArXiv*, abs/2506.11613, 2025. URL <https://api.semanticscholar.org/CorpusID:279391873>.
- Wang, M., la Tour, T. D., Watkins, O., Makelov, A., Chi, R. A., Miserendino, S., Heidecke, J., Patwardhan, T., and Mossing, D. Persona features control emergent misalignment. *ArXiv*, abs/2506.19823, 2025. URL <https://api.semanticscholar.org/CorpusID:280000355>.
- Yang, A., Li, A., Yang, B., Zhang, B., Hui, B., Zheng, B., Yu, B., Gao, C., Huang, C., Lv, C., Zheng, C., Liu, D., Zhou, F., Huang, F., Hu, F., Ge, H., Wei, H., Lin, H., Tang, J., Yang, J., Tu, J., Zhang, J., Yang, J., Yang, J., Zhou, J., Zhou, J., Lin, J., Dang, K., Bao, K., Yang, K., Yu, L., Deng, L.-C., Li, M., Xue, M., Li, M., Zhang, P., Wang, P., Zhu, Q., Men, R., Gao, R., Liu, S.-Q., Luo, S., Li, T., Tang, T., Yin, W., Ren, X., Wang, X., Zhang, X., Ren, X., Fan, Y., Su, Y., Zhang, Y.-C., Zhang, Y., Wan, Y., Liu, Y., Wang, Z., Cui, Z., Zhang, Z., Zhou, Z., and Qiu, Z. Qwen3 technical report. *ArXiv*, abs/2505.09388, 2025. URL <https://api.semanticscholar.org/CorpusID:278602855>.
- Yuan, Z., Yuan, H., Tan, C., Wang, W., and Huang, S. How well do large language models perform in arithmetic tasks? *arXiv preprint arXiv:2304.02015*, 2023.
- Zheng, H., Bai, X., Liu, X., Mao, Z. M., Chen, B., Lai, F., and Prakash, A. Learn to be efficient: Build structured sparsity in large language models. *Advances in Neural Information Processing Systems*, 37:101969–101991, 2024.

A Implementation Details

We introduce the experimental setup for evaluating well-trained LLMs (in §A.1) and fine-tuning LLMs on reasoning datasets (in §A.2). Noted that throughout the paper, we use the same evaluation dataset, Hex-Phi ⁷ to evaluate the harmful rates. This dataset is also used to evaluate the harmful rates for LLMs after fine-tuning.

A.1 Evaluating the well-trained LLMs

A.1.1 Evaluation Protocol

Evaluation Models. See Table A1 for detailed description of models used for well-trained LLMs evaluation.

Model	Type	Architecture	Stage	Total Parameters	Activated Params
Qwen3-4B	Reasoning	Dense	Post-trained	4B	4B
Qwen3-8B	Reasoning	Dense	Post-trained	8B	8B
Qwen3-32B	Reasoning	Dense	Post-trained	32B	32B
Qwen3-30B-A3B	Reasoning	MoE	Post-trained	30B	3B
Mistral-7B	Non-reasoning	Dense	Post-trained	7B	7B
Mistral-8x7B-Instruct	Non-reasoning	MoE	Post-trained	56B	12B
Phi3-4B	Non-reasoning	Dense	Post-trained	4B	4B
Phi-3.5-MoE	Non-reasoning	MoE	Post-trained	42B	7B

Table A1: LLMs used for the well-trained model evaluation.

Evaluation Dataset. To assess LLMs’ misaligned behaviors, we use the Hex-Phi benchmark, which contains 300 malicious prompts spanning 10 categories (Qi et al., 2024).

Evaluation Metrics. Following Qi et al. (2024), we evaluate model responses using LLM-as-a-Judge. Specifically, GPT-4.1⁸ is prompted to rate each response. Scores below 3 indicate that the response is benign, whereas other scores imply harmful content ⁹. *Harmful Rate* is computed to be the fraction of responses that have a score of 3 or higher. We further compute *Strict Harmful Rate* as the proportion of responses with a score of 5, which indicates severely harmful content. To ensure robust evaluation, we set the temperature for both the generating model and the judging model to 0.0, and disable the do_sample.

A.1.2 Evaluate LLMs in different Reason Mode

Different prompts for two think Modes. We study the think/no-think mode for the open-source reasoning model, i.e., Qwen. To enable the think mode and no-think mode, we can add two different prompts shown in Fig A1. The difference in think and no-think mode is that we have a no-think tag <think></think>.

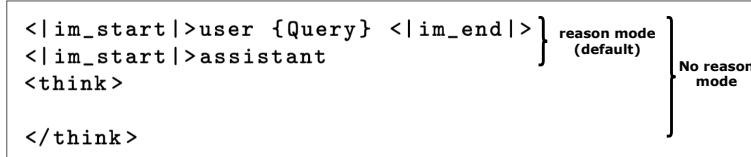


Figure A1: Different prompts for think and no-think mode integrated in Qwen models.

A.2 Fine-tuning LLMs on reasoning datasets

Models Models used for fine-tuning experiments are partially different from the prompting experiment due to limited computational resources. we select LLMs that are widely used and trainable with

⁷<https://huggingface.co/datasets/LLM-Tuning-Safety/HEX-PHI>

⁸OpenAI API through Microsoft Azure. Custom content filter is used to minimize request filtering.

⁹See Appendix A.1 for rating criteria and prompt template.

LoRA on 4 A100-40GB GPUs. This results in three dense LLMs, namely Qwen3-4B, Mistral-7B, and Phi-3.5-4Ba, and three MoE LLMs, including Phi-3.5-MoE, Qwen1.5-MoE (in replacement of Qwen3-30B-A3B), and Mixtral-8x7B. Further, we use vLLM for efficient model inference (Kwon et al., 2023). See Table A2 for detailed model information.

Model	Type	Architecture	Stage	Total Parameters	Activated Params
Qwen3-4B	Reasoning	Dense	Post-trained	4B	4B
Qwen1.5-MoE	Non-reasoning	MoE	Post-trained	14B	3B
Mistral-7B	Non-reasoning	Dense	Post-trained	7B	7B
Mixtral-8x7B-Instruct	Non-reasoning	MoE	Post-trained	56B	12B
Phi3-4B	Non-reasoning	Dense	Post-trained	4B	4B
Phi-3.5-MoE	Non-reasoning	MoE	Post-trained	42B	7B

Table A2: LLMs used for the well-trained LLMs evaluation.

Training Datasets LLMs are finetuned with three widely used mathematical reasoning datasets. Math401 contains 401 instances of arithmetic computations (Yuan et al., 2023). Math500 contains 500 math problems covering a wide range of topics (Lightman et al.). GSM8K contains more than 7400 math problems from elementary school (Cobbe et al., 2021). LLMs are trained on each dataset until convergence in loss, which results in 7 epochs on Math401 and Math500, and 3 epochs on GSM8K. The example data in the three datasets are shown in Table A3.

Datasets	Example Questions
MATH-401	$4.8903 * 3.4272 =$
MATH500	Convert the point $(0, 3)$ in rectangular coordinates to polar coordinates. Enter your answer in the form (r, θ) , where $r > 0$ and $0 \leq \theta < 2\pi$.
GSM8K	<i>Natalia sold clips to 48 of her friends in April, and then she sold half as many clips in May. How many clips did Natalia sell altogether in April and May?</i>

Table A3: Example training data in the three mathematical datasets.

Training Setup LLMs are trained in a sequence-to-sequence manner using a language modeling objective. Training data are preprocessed to align with the instruction template of the corresponding models. For reasoning-enabled models such as Qwen3-4B, intermediate reasoning steps, when available, are wrapped around the special `<think>` and `</think>` tokens. We provide the detailed hyperparameters for LoRA adapters as well as training in Table A4.

Batch size	Optimizer	Scheduler	Warmup Ratio	Learning Rate	Weight Decay
32	AdamW	CosineAnnealing	0.1	1×10^{-5}	0.01
LoRA Modules	Rank	Alpha	Rank-stabalized	Dropout Prob	Apply to Bias
Attention & MLP	32	64	True	0.0	False

Table A4: Detailed configuration of LoRA adapters and hyperparameters for fine-tuning.

B Additional Experiment Results

B.1 Evaluating well-trained models

Attention shifts when reasoning mode is off. We calculate the attention head distributions with the think mode (upper) and the no-think mode (bottom), across 100 input samples in Figure A2. X-axis is the attending word position/index, Y-axis is the count of corresponding attending tokens when generating the first token. We notice that in the think mode, most attention comes from the *Assistant* token, while for no-think mode, attention shifts to the zone of no-think tag, i.e., between `<think>` `</think>`.

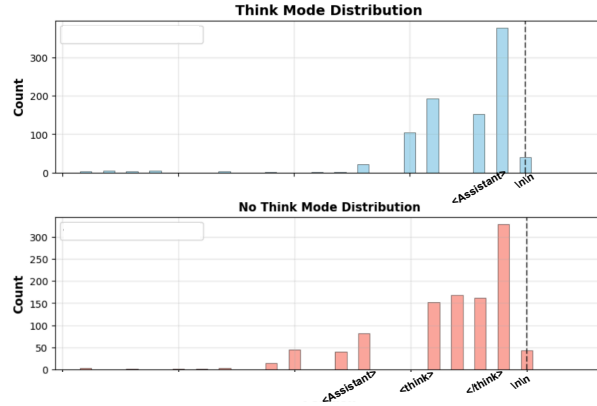


Figure A2: Attention distribution of 1st-layer of think and no-think mode across multiple samples. Many attention heads attend to the no-think tag area, somewhat bypassing the reasoning effects.

B.2 Fine-tuning models on reasoning datasets

Effects of fine-tuning models on reasoning dataset without CoTs. We remove the CoTs in MATH500 and GSM8K datasets, and re-finetune the LLMs; the relative changes of harmful rates are shown below. There is no consistent trend for this removal.

Dataset	Qwen	Phi3-4B	Mistral-7B
Math500	-2.89%	3.06%	-2.48%
GSM8k	3.59%	-3.19%	1.67%

Table A5: Performance deltas (after training on no-CoTs data) across models on Math500 and GSM8k.