

Logarithmic Accuracy in Importance Sampling via Large Deviations

JULIE CHOI, LinkedIn, USA

PETER GLYNN, Stanford University, USA

Importance sampling (IS) is a widely used simulation method for estimating rare event probabilities. In IS, the relative variance of an estimator is the most common measure of estimator accuracy, and the focus of existing literature is on constructing an importance measure under which the relative variance of the estimator grows sub-exponentially as the parameter increases. In practice, constructing such an estimator is not easy. In this work, we study the behavior of IS estimators under an importance measure which is not necessarily optimal using large deviations theory. This provides new insights into asymptotic efficiency of IS estimators and the required sample size. Based on the study, we also propose new diagnostics of IS for rare event simulation.

CCS Concepts: • **Computing methodologies** → **Modeling and simulation**.

Additional Key Words and Phrases: importance sampling, large deviations

1 Introduction

Many applied settings require the computation of a probability $P(A)$ of an event A that occurs rarely. When $p = P(A)$ is small, Crude Monte Carlo (CMC) simulation is inefficient as a means of computing p , requiring a sample size of order $1/p$ independent simulations conducted under P , in order to compute p to a given relative accuracy. This sample size is often computationally prohibitive, and alternative methods must then be pursued.

Perhaps the most popular alternative approach is to apply *importance sampling* (IS). This method involves sampling under an alternative probability Q that will induce the sampler to sample more frequently from the more “important” region of the sample space, namely A . In order to produce unbiased estimates of the probability under the original probability P , one must apply a *likelihood ratio* $L(\omega)$ that measures the likelihood of a sample outcome ω under P relative to its likelihood under Q . Such a likelihood exists whenever P is absolutely continuous with respect to Q on the event A ; see [10] for details. In this case, we can re-express p as $p = P(A) = E_Q I(A)L$, where $E_Q(\cdot)$ is the expectation taken under Q . Importance sampling then proceeds by sampling independent identically distributed (iid) copies of the random variable (RV) $I(A)L$ under Q .

By choosing Q carefully, one can obtain substantial improvements in computational efficiency relative to CMC. Note that the variance of a single sample $I(A)$ under CMC is $p(1-p) \approx p$ when p is small. Of course, any unbiased estimator W for p must be such that its second moment satisfies $EW^2 \geq (EW)^2 = p^2$. Accordingly, when Q is such $E_Q I(A)L^2 \approx p^2$, the second moment is close to its theoretical lower bound and IS therefore generates huge variance reductions relative to CMC when p is small.

There are now a large number of settings in which theory supporting the use of IS has been developed. Invariably, the theory considers a sequence of problems in which the associated probabilities $p_n = P(A_n)$ tend to 0 as $n \rightarrow \infty$. In this asymptotic regime, the importance sampler under consideration is said to be *logarithmically efficient* if

$$\liminf_{n \rightarrow \infty} \frac{\log \mathbb{E}_{Q_n} I(A_n) L_n^2}{\log p_n} \geq 2,$$

where Q_n is the importance distribution for the n 'th instance in the sequence, and L_n is its associated likelihood ratio. The references [10] contain different analyses establishing that IS is logarithmically efficient in certain problem settings.

However, there are many applications where such a theoretical analysis is unavailable. Even in settings in which theory exists, it may be that the theory suggests an importance distribution Q which is itself challenging to compute (e.g. Q may involve the solution of a calculus of variations problem which can not be easily solved; see [10]). In such settings, practitioners often use IS, even in the absence of good theoretical guidance. In such applications, practitioners often use the sample variance as a diagnostic to assess whether the sample size m is large enough to obtain an accurate estimator of p . However, it turns out that the sample variance can be a very poor means of assessing estimator accuracy, especially in settings in which the IS distribution Q has been poorly chosen; see [10] for a discussion. For example, the importance sampler may generate many samples from the event A , all with associated likelihood ratios of moderate size, thereby leading to a seemingly reliable sample variance estimator. However, because Q is poorly chosen, the sampler has not yet seen the most probable region of A under P , where the likelihood ratio L is huge. Thus, the IS estimator may be significantly underestimating p , even while the sample variance is well behaved.

This paper is intended to provide insight into the behavior of IS estimators when the IS importance distribution Q may have been poorly chosen, and especially when the sample variance may be misleading as a measure of estimator accuracy. Because poor IS estimators have associated IS distributions Q under which the likelihood ratio L can be huge with small probability, the moments of the estimator are not indicative of the distribution of the underlying estimator. A major contribution of our paper is an analysis of the distribution of an IS estimator in the *small sample* setting in which the estimator has not yet converged to p . To help obtain these theoretical insights into the distribution of IS estimators that are not optimally designed, we consider a new asymptotic regime. As in conventional theoretical analyses of IS estimators, we consider a sequence p_n of problem instances in which $p_n \rightarrow 0$ as $n \rightarrow \infty$. The new feature of our analysis is that we consider an associated sequence $(m_n : n \geq 0)$ of IS sample sizes, so that m_n is the number of iid samples of $I(A_n)L_n$ taken under distribution Q_n . We require the existence of $r > 0$ so that $m_n = \lfloor p_n^{-r} \rfloor$, where $\lfloor x \rfloor$ is the integer part of x . Thus, when the probability p_n goes to zero exponentially in n , we are requiring that the sample sizes increase exponentially in n .

This new asymptotic regime provides the tractability necessary to develop insights into the behavior of IS estimators over the “small sample” sample sizes too small to correspond to convergence. To the best of our knowledge, the only other work that utilizes this exponential sample size asymptotic regime is Chatterjee and Diaconis. (However, our work was developed independently first, specifically in the 2014 dissertation of Choi [5]. This paper is largely based on that dissertation.) Our analysis shows that when Q_n is chosen poorly, the IS estimator either picks up no samples at all when r is too small, or it mis-estimates the probability p_n by instead estimating the probability $P(B_n)$ of a certain modified event B_n contained in A_n that depends on the choice of Q_n .

By studying the IS estimator as a function of r , we are also able to obtain interesting insights into how an IS estimator based on a sub-optimal choice Q_n behaves as a function of the sample size. We find that the relative error of the IS estimator converges in probability to zero only when the sample size $m_n = p_n^{-r^*}$ where $r^* =$

tool to reduce the variance of an estimator, particularly for rare event probability estimations. The fundamental idea of IS is to change the simulation probability measure to sample more frequently the events that are more important for the simulation.

Suppose that we want to estimate a probability $\alpha = \mathbb{P}\{Y \in A\} = \mathbb{E} \mathbf{1}(Y \in A)$ for some set $A \subset \mathbb{R}$, where Y is a random variable with a probability measure p . IS enables us to reduce the number of samples required to achieve the same level of accuracy by sampling under a different probability measure q , under which the event $\{Y \in A\}$ occurs more frequently

than under the original measure p . Let ρ be the probability density of p with respect to q . Then the IS estimator is

$$Z = \mathbf{1}(Y \in A)\rho(Y), \quad (1)$$

where $\mathbf{1}(\cdot)$ is the indicator function. It is easy to verify that this is an unbiased estimator, as we will describe it in Section 2. Using this IS estimator, we can estimate rare event probabilities more efficiently. Now suppose that $\{A_n\}$, $n \in \mathbb{N}$ is a family of rare events such that

$$\alpha_n = \mathbb{P}\{Y \in A_n\} \rightarrow 0 \quad (2)$$

as $n \rightarrow \infty$. In CMC, the variance of the estimator is commonly used to determine the number of samples required to attain a certain level of accuracy. However, in rare event simulations, the variance of an estimator becomes very small as $n \rightarrow \infty$. A more relevant measure of estimator accuracy is the *relative variance*:

$$\frac{\text{var} Z_n}{\alpha_n^2}.$$

An estimator is called *logarithmically efficient* if

$$\liminf_{n \rightarrow \infty} \frac{|\log \text{var} Z_n|}{|\log \alpha_n|} \geq 2,$$

which means that the relative variance increases sub-exponentially as n increases. The relative variance of an estimator is the most common measure of estimator accuracy for rare event simulations, and the focus of the existing literature is on constructing logarithmically efficient IS estimators. However, constructing such an estimator in practice is by no means easy.

Thus, it is important to understand the behavior of IS estimators under suboptimal importance measures. In this work, we study the small-sample behavior of IS estimators under an importance measure that is not necessarily optimal. As a means of understanding the small-sample behavior, we study asymptotic behavior of estimators when the sample size increases exponentially. This analysis in turn depends upon large deviations theory. It turns out that the behavior of IS estimators are closely related to the relative entropy of the importance distribution. We show that the IS estimator is essentially solving a modified large deviations problem when the sample size is not enough. This provides an intuition about the required sample size in importance sampling. In particular, we show that the required sample size is approximately $\exp(nD(p_A|q))$, where $D(p_A|q)$ is the relative entropy of q from p_A , and p_A is the measure p conditioned on the event A . We also further generalize our main result to describe the behavior of other moments of IS estimators. To our knowledge, our work is the first work studying the behavior of IS estimators when the sample size is not enough.

Using the small-sample behavior analysis, we propose a new measure of estimator accuracy, which we call the *logarithmic relative accuracy* (LRA). To get some intuition behind LRA, let us consider the following example. Suppose that $S_n = \sum_{i=1}^n X_i$, where X_i 's are i.i.d. random variables taking values in \mathbb{R} and that we want to estimate $\mathbb{P}(S_n/n < -a \text{ or } S_n/n > b)$ for $a, b > 0$. If $\mathbb{P}(S_n/n < -a)$ becomes exponentially smaller than $\mathbb{P}(S_n/n > b)$ as $n \rightarrow \infty$, the theory of large deviations says that the optimal *static* importance distribution is the same as the importance distribution for estimating $\mathbb{P}(S_n/n > b)$. Here static means that we use the same importance distributions for all X_i 's. However, the variance of this estimator can be infinite. Hence if we use variance as a measure of the estimator's optimality, CMC is the optimal estimator because it has the smaller variance than the IS estimator. In practice, the importance distribution with the mean value of b often performs better than CMC. There has also been extensive research on state dependent,

in other words, dynamic IS estimators to achieve asymptotic efficiency [3]. However, dynamic IS estimators are hard to implement. Furthermore, in typical rare event simulations, we do not need very high level of relative accuracy. Most importantly, we will show that the variance of estimators can be misleading as a measure of the estimator's optimality in Section 3. Our LRA is one potential metric to measure the estimator optimality. The question of which estimator is better than the other cannot be simply determined based on variance. We claim that the answer can depend on the given computational budget as well as the relative accuracy that we want to achieve.

So far, we have discussed the IS estimators for an event that depends on a sum of i.i.d. random variables. In many practical settings, a more complicated model is needed. For example, in a typical queueing process or a credit default process, the evolution of the process is state dependent. These examples cannot be modeled as a simple random walk. Instead, these examples are often modeled as a random walk with Markov increments, called slow Markov random walk. In addition, there are cases in which the rare event of interest depends not only on the final sum of the increments, but also on the entire path of the random walk. These rare events should be modeled as sample path large deviations. We generalize our result to the sample path large deviations for a slow Markov random walk, which we provide in an electric supplement. We solve this problem by introducing a process of empirical distributions in small time segments.

The rest of the paper is organized as follows. In Section 2, we provide the necessary background on IS and review the related work. Section 3 presents our first main result. Specifically, we first present our main result for exponential change of measure setting in Section 3.1, and for generalized setting in Section 3.2. Based on the study, in Section 4, we introduce our new measure of estimator accuracy, which we call logarithmic relative accuracy. The closed form expression of the logarithmic relative accuracy is our second main contribution (Theorem 4.1). Proofs are provided in Section 6.

2 Background and Related Work

2.1 Importance Sampling

We introduced the basic idea IS in Section 1. In this section, we provide a more detailed review of IS.

Suppose that we want to estimate a probability $\alpha = \mathbb{P}\{Y \in A\} = \mathbb{E}\mathbf{1}(Y \in A)$ for some set $A \subset \mathbb{R}$. As described in Section 1, in IS, we generate the samples under a different probability measure q , under which the event $\{Y \in A\}$ occurs more frequently than under the original measure p . Recall the IS estimator in Eq. (1). This estimator is unbiased because

$$\mathbb{E}^q Z = \int \mathbf{1}(Y \in A) \frac{dp}{dq} dq = \mathbb{P}(Y \in A),$$

where \mathbb{E}^q denotes the expectation associated with q . We use this notation throughout the paper. For further details of IS, we refer the reader to [10].

2.2 Large Deviations Theory

To begin, consider a sequence of \mathbb{R} -valued i.i.d. random variables X_1, X_2, \dots, X_n with a common distribution $N(0, 1)$, and let $S_n = X_1 + X_2 + \dots + X_n$. The law of large numbers tells us that S_n/n converges to 0 and that $\mathbb{P}(S_n/n > a) \rightarrow 0$ as $n \rightarrow \infty$ for $a > 0$. Large deviations theory explains how fast $\mathbb{P}(S_n/n > a)$ decreases. It decreases exponentially fast, namely $\exp(-\frac{1}{2}a^2n)$, and the speed $I(a) = \frac{1}{2}a^2$ is called the rate function. To formally state large deviations theory, let \mathcal{X} be a complete separable metric space, and denote by $d(x, y)$ the metric on \mathcal{X} . We call such space a Polish space ([9]). Let $\{\mu_n\}$ be a family of probability measures on $(\mathcal{X}, \mathcal{B})$ where \mathcal{B} is the Borel σ -field on \mathcal{X} . Large deviations (LD) theory focuses on $\{\mu_n\}$ for which $\mu_n(\Gamma)$ decreases exponentially fast for $\Gamma \in \mathcal{B}$, and the exponential decay rate is expressed in

terms of a *rate function*. A function I is called a rate function if I is a lower semicontinuous mapping from \mathcal{X} into $[0, \infty]$. That is, for each $\alpha \in [0, \infty)$, the level set $\{x \in \mathcal{X} : I(x) \leq \alpha\}$ is a closed subset of \mathcal{X} . Such a rate function is called a *good rate function* if all the level sets $\{x \in \mathcal{X} : I(x) \leq \alpha\}$ are compact subsets of \mathcal{X} .

Definition 2.1. $\{\mu_n\}$ satisfies the *large deviation principle* (LDP) with a rate function I if, for all $G \in \mathcal{B}$,

$$-\inf_{x \in G^\circ} I(x) \leq \liminf_{n \rightarrow \infty} \frac{1}{n} \log \mu_n(G) \leq \limsup_{n \rightarrow \infty} \frac{1}{n} \log \mu_n(G) \leq -\inf_{x \in \bar{G}} I(x), \quad (3)$$

where \bar{G} and G° denote the closure and interior of a set G , respectively.

2.3 Related Work

The most relevant work is [4], where they study the required sample size in IS, including rare event simulation. Theorem 3 in [4] is particularly relevant to our work, and the required sample size is $D(p_A || \mu)$ where p_A is the measure p conditioned on the rare event A . This coincides with the required sample size from our work. However, [4] only provides the required sample size. Our work also explains the behavior of IS estimators when the sample size is smaller than the required sample size. Another relevant work is [12], which analyzes the efficiency of an importance sampling estimator using large deviations theory for the associated weighted empirical measure. In particular, they discuss the application of their main results to rare event simulations in Section 4.1. in [12]. The relative entropy arises naturally due to their use of large deviations theory, and the required sample size from this work coincides with our results. [1] is also another relevant work. Using the ESS analysis, they show that the required sample size linearly increase with χ^2 divergence between the target and the proposal measure. Then they show that this χ^2 divergence scales exponentially with the relative entropy, which coincides with our main result.

3 Small-sample Behavior of IS Estimators

In this section, we study the small-sample behavior of IS estimators for sums of independent random variables. For an easier understanding, we first present our main result for an exponential change of measure case in Section 3.1. Then we present the generalized result in Theorem 3.2.

Suppose that $X_i \in \mathbb{R}^d$'s are i.i.d. copies of a random variable defined on $(\mathbb{R}^d, \mathcal{B})$ with a distribution $p(\cdot)$, where \mathcal{B} is the Borel σ -field on \mathbb{R}^d . Let $S_l = \sum_{i=1}^l X_i$. One problem that often arises in practice is to compute $\alpha_n = \mathbb{P}\{S_n/n \in A\}$ for a large $n \in \mathbb{N}$ where A does not contain $\mathbb{E}X_i$. Now, we want to compute this probability by generating m i.i.d. replications in which X_i 's are sampled from a distribution $q(\cdot)$ rather than $p(\cdot)$. An obvious heuristic is to choose q so that under q , $\mathbb{E}S_n/n$ is contained in A . Now we let the sample size $m_n = \exp(rn + o(n))$ for $r > 0$. We will discuss the behavior of the estimator with this sample size, and the large deviations theory will be our main tool.

The main theorem will require the notion of *relative entropy* (also called Kullback-Leibler divergence in information theory). If ν and μ are probability measures over a set \mathcal{X} , and ν is absolutely continuous with respect to μ , then the relative entropy from μ to ν is defined as (see, for example, [8])

$$H(\nu|\mu) \triangleq \int_{\mathcal{X}} \log \left(\frac{d\nu}{d\mu} \right) d\nu,$$

We say that ν is absolutely continuous with respect to μ if $\nu(A) = 0$ for any $A \in \mathcal{X}$ such that $\mu(A) = 0$ ([14]). The absolute continuity of ν with respect to μ is denoted by $\nu \ll \mu$. Roughly speaking, relative entropy measures the distance between two probability measures.

Now let \mathcal{M}_p be the set of all measures $q(\cdot)$ on $(\mathbb{R}^d, \mathcal{B})$ such that $p \ll q$ on A . To avoid measurability issues, we further assume that both p and q have continuous probability density functions, denoted by $dp(\cdot)$ and $dq(\cdot)$, respectively throughout the paper. Then, we can construct an IS estimator for α_n by generating the samples of X_i 's under the importance distribution $q(\cdot)$ and multiplying the likelihood ratio $\prod_{i=1}^n \frac{dp(X_i)}{dq(X_i)}$ to the indicator function $\mathbf{1}(S_n/n \in A)$. Hence, the IS estimator for α_n is

$$Z_n = \mathbf{1}(S_n/n \in A) \prod_{i=1}^n \frac{dp(X_i)}{dq(X_i)}.$$

Before introducing our main results, we introduce some notations. We use the expression $Y_n \xrightarrow{P} Y_\infty$ to mean that Y_n converges to Y_∞ in probability as $n \rightarrow \infty$. We also define for the notational convenience

$$\Gamma_A \triangleq \left\{ \nu \in \mathcal{M}^1(\mathbb{R}^d) : \int_{\mathbb{R}^d} y \nu(dy) \in A \right\}, \quad (4)$$

$$A_r \triangleq \left\{ x \in A : \inf_{\nu: \mathbb{E}^\nu X = x} H(\nu|q) \leq r \right\} \quad (5)$$

for given $r \in \mathbb{R}$ and $A \subset \mathbb{R}^d$.

3.1 Elementary Case: Exponential Change of Measure

An especially transparent setting in which to describe our theory is in the context of a random walk $(S_n; n \geq 0)$ in which

$$S_n = X_1 + \dots + X_n,$$

where the X_i 's are i.i.d. with $\mathbb{E}X_1 = 0$ and $\psi(\theta) = \log \mathbb{E} \exp(\theta X_1) < \infty$ for $\theta \in [-\theta_0, \theta_1]$ for $\theta_0, \theta_1 > 0$. Suppose that $0 < a < \psi'(\theta_1)$. Our goal is to use exponential tilting to estimate, via simulation, the quantity

$$\alpha(n) = \mathbb{P}(S_n \geq an) = \mathbb{P}(\bar{X}_n \geq a),$$

where $\bar{X}_n = S_n/n$.

For $\theta \in (-\theta_0, \theta_1)$, let $\mathbb{P}^\theta(\cdot)$ be the probability under which

$$\mathbb{P}^\theta(S_n \in \cdot) = \mathbb{E} \mathbf{1}(S_n \in \cdot) \exp(\theta S_n - n\psi(\theta)).$$

Then,

$$\alpha(n) = \mathbb{E}^\theta \mathbf{1}(S_n \geq an) \exp(-\theta S_n + n\psi(\theta)).$$

Put

$$W(n) = \mathbf{1}(S_n \geq an) \exp(-\theta S_n + n\psi(\theta)).$$

For $x \in \mathbb{R}$, let $\eta(x)$ be defined (when it exists) via a equation

$$\psi'(\eta(x)) = x,$$

and let

$$I^0(x) = \eta(x)x - \psi(\eta(x))$$

and

$$I^\theta(x) = I^0(x) - \theta x + \psi(\theta)$$

for $x \in (\psi'(-\theta_0), \psi'(\theta_1))$

Consider first the case where $\theta \in (0, \eta(a))$, so that the sampler is "under-tilting" the distribution. Note that

$$\frac{1}{n} \log \mathbb{P}(\bar{X}(n) \geq a) \rightarrow - \inf_{x \geq a} I^\theta(x) = -I^\theta(a)$$

as $n \rightarrow \infty$. Suppose that we create m i.i.d. copies $W_1(n), \dots, W_m(n)$ of $W(n)$, and chose $m = m_n$ so that it increases exponentially in n , i.e.,

$$m_n = \lfloor e^{rn} \rfloor$$

for $n > 0$. If

$$r < I^\theta(a),$$

then

$$\mathbb{P}^\theta(\bar{W}_m(n) = 0) \rightarrow 1$$

as $n \rightarrow \infty$. If $r > I^\theta(a)$, then partition $[a, \infty)$ into $A_1 = [0, a + \epsilon)$ and $A_2 = [a + \epsilon, \infty)$. Then,

$$\bar{W}(n) \geq \frac{1}{m} \sum_{i=1}^m \mathbf{1}(\bar{X}_i(n) \in A_i) \exp(-n(\theta(a + \epsilon) - \psi(\theta))),$$

so

$$\frac{1}{n} \log \bar{W}_m(n) \geq -\theta a + \psi(\theta) - \theta \epsilon - I^\theta(a) \quad (6)$$

$$= -I^\theta(a) - \theta \epsilon \quad (7)$$

Sending $\epsilon \rightarrow 0$, we find that

$$\liminf_{n \rightarrow \infty} \frac{1}{n} \log \bar{W}_m(n) \geq -I^\theta(a).$$

On the other hand,

$$\bar{W}_m(n) \leq \frac{1}{m} \sum_{i=1}^m \mathbf{1}(\bar{X}_i(n) \in A_i) \exp(-n(\theta a - \psi(\theta))) + \frac{1}{m} \sum_{i=1}^m \mathbf{1}(\bar{X}_i(n) \in A_i) \exp(-n(\theta(a + \epsilon) - \psi(\theta))) \quad (8)$$

$$= \text{I} + \text{II} \quad (9)$$

Note that

$$\frac{1}{n} \log \text{I} \rightarrow -I^\theta(a),$$

whereas,

$$\frac{1}{n} \log \text{II} \rightarrow - \inf_{x \in A_i} I^\theta(x) - \theta(a + \epsilon) + \psi(\theta) \quad (10)$$

$$= -I^\theta(a + \epsilon) - \theta(a + \epsilon) + \psi(\theta) \quad (11)$$

$$= -I^0(a + \epsilon). \quad (12)$$

Since $I^\theta(a + \epsilon) > I^\theta(a)$, it follows that

$$\limsup_{n \rightarrow \infty} \frac{1}{n} \log \bar{W}_m(n) \rightarrow -I^\theta(a)$$

if $r > I^\theta(a)$.

We next consider the case where $\theta \in (\eta(a), \psi'(\theta_1))$, so that we are now "over-tilting" the distribution. In this case, we partition $[a, \infty)$ into k sub-intervals, A_1, A_2, \dots, A_k where $A_1 = [a, a + \epsilon)$, $A_2 = [a + \epsilon, a + 2\epsilon)$, \dots , $A_{k-1} =$

$[a + (k-1)\epsilon, \psi'(\theta))$, and $A_k = [\psi'(\theta), \infty)$. The same argument as above shows that

$$\mathbb{P}^\theta \left(\frac{1}{m} \sum_{i=1}^m m \mathbf{1}((\bar{X})_i(n) \in A_i) = 0 \right) \rightarrow 1$$

if $r < \inf_{x \in A_j} I^\theta(x)$. On the other hand, if $r > \inf_{x \in A_j} I^\theta(x)$, then for $1 \leq j < k$,

$$\log \frac{1}{m} \sum_{j=1}^m \mathbf{1}(\bar{x}_i(n) \in A_j) \rightarrow \inf_{x \in A_j} I^\theta(x) \quad (13)$$

$$= I^0(a + j\epsilon) - \theta(a + j\epsilon) + \psi(\theta) \quad (14)$$

and

$$\frac{1}{n} \log \frac{1}{m} \sum_{j=1}^m \exp(-\theta S_i(n) + n\psi(\theta)) \mathbf{1}(\bar{x}_i(n) \in A_j) \rightarrow -I^\theta(a + j\epsilon) + O(\epsilon)$$

as $n \rightarrow \infty$, whereas

$$\frac{1}{n} \log \frac{1}{m} \sum_{j=1}^m \exp(-\theta S_i(n) + n\psi(\theta)) \mathbf{1}(\bar{x}_i(n) \geq \psi'(\theta)) \rightarrow -\theta\psi'(\theta) + \psi(0) \quad (15)$$

$$= I^0(\psi'(\theta)) \quad (16)$$

Since $I^\theta(x)$ is an increasing function in x for $x > 0$, it follows that

$$\limsup_{n \rightarrow \infty} \frac{1}{m} \log \bar{W}_m(n) = -\inf \left\{ I^0(x) : x \in A, I^\theta(x) < r \right\} + O(\epsilon)$$

Send $\epsilon \rightarrow 0$ to establish that

$$\lim_{n \rightarrow \infty} \frac{1}{m} \log \bar{W}_m(n) \rightarrow -\inf \left\{ I^0(x) : x \in A_r \right\},$$

where $A_r = \{x \in A : I^\theta(x) < r\}$.

To better understand our main result, Theorem 3.2, it is helpful to first consider a special case in which the importance distribution $q(\cdot)$ is the *exponential change of measure* (CoM) $p^\theta(x)$ whose probability density function is given as

$$dp^\theta(x) \triangleq dp(x) \exp(\theta x - \Lambda(\theta)),$$

where $\Lambda(\theta) \triangleq \log \mathbb{E} \exp(\theta X_1)$ is the *log moment generating function*. Here we assume $\Lambda(\theta) < \infty$ for some θ in the neighborhood of 0. Then under $p^\theta(\cdot)$, the IS estimator can be expressed in a simple form

$$Z_n = \exp(-\theta S_n + n\Lambda(\theta)) \mathbf{1}(S_n/n \in A).$$

===== Peter's New Proof =====

Let E be a Polish space and $\mathcal{M}(E)$ be the space of Borel probabilities on E , a Polish space when endowed with the Lévy metric d_L , and $m = \mathbb{E}[Y_1]$. Suppose $\{Y_n\}_{n \geq 1}$ satisfies a weak LDP on $\mathcal{M}(E)$ with rate function $I(\cdot)$. Let $A \subset \mathcal{M}(E)$ be a closed set and define

$$\begin{aligned} \Gamma_n(A) &= \mathbb{P} \left(\frac{1}{n} \sum_{i=1}^n \delta_{Y_i} \in A \right) \\ &= \mathbb{P}(M_n \in A) \\ &= \exp(-n\Lambda^*(A) + o(n)), \end{aligned}$$

where $\Lambda^*(A) = \inf\{I(m, \mu) : \mu \in A\}$.

Suppose $\{A_n\}_{n \geq 1}$ are independent copies of $A \subset \mathcal{M}(E)$. For $\gamma > 0$, define $E_\gamma = \{\limsup_{n \rightarrow \infty} \frac{1}{n} \log \Gamma_n(A_n) \geq -\gamma\}$. Assume that $H(m) < \infty$ and that $A = \{\mu \in \mathcal{M}(E) : H(\mu) \leq \gamma\}$. Then,

$$\begin{aligned} \lim_{n \rightarrow \infty} \frac{1}{n} \log \mathbb{P}(E_\gamma) &= -\inf\{H(\mu) : \mu \in A, H(\mu) \leq \gamma\} \\ &= -\inf\{H(\mu) : H(\mu) \leq \gamma\}. \end{aligned}$$

Proof outline:

- $\{\mu \in \mathcal{M}(E) : H(\mu) \leq \gamma\}$ is a compact subset of $\mathcal{M}(E)$ in the Lévy metric.
- $H(\cdot)$ and $I(\cdot, \mu)$ are continuous in μ in the Lévy metric.
- For any $\mu \in \mathcal{M}(E)$, there exists $\delta_1(\mu, \gamma)$ such that $|H(\nu) - H(\mu)| \leq \gamma$ wherever $d_L(\mu, \nu) < \delta_1(\mu, \gamma)$.
- Similarly, there exists $\delta_2(\mu, \gamma)$ such that $|I(\nu, \mu) - I(\mu, \mu)| \leq \gamma$ wherever $d_L(\mu, \nu) < \delta_2(\mu, \gamma)$.
- So, $\{\mu \in \mathcal{M}(E) : d_L(\mu, \nu) < \min\{\delta_1(\nu, \gamma), \delta_2(\nu, \gamma)\}\}$ is an open cover of the compact set $\{\mu \in \mathcal{M}(E) : H(\mu) \leq \gamma\}$.
- We can extract a finite cover $\{\mu_1, \dots, \mu_k\}$ of $\{\mu \in \mathcal{M}(E) : H(\mu) \leq \gamma\}$ such that $\{\mu \in \mathcal{M}(E) : d_L(\mu, \mu_i) < \min\{\delta_1(\mu_i, \gamma), \delta_2(\mu_i, \gamma)\}\}$ for some $i \in \{1, \dots, k\}$.

Upper bound:

$$\begin{aligned} \limsup_{n \rightarrow \infty} \frac{1}{n} \log \Gamma_n(A_n) &\leq \limsup_{n \rightarrow \infty} \frac{1}{n} \log \left(\sum_{i=1}^k \exp(n(\Lambda^*(A_n) - I(\mu_i, m) - \gamma)) \right) \\ &= \max_{1 \leq i \leq k} \{-I(\mu_i, m) - \gamma\} \\ &= -\inf\{H(\mu) : \mu \in A, H(\mu) \leq \gamma\} + \gamma. \end{aligned}$$

Lower bound: Let μ' be the minimizer of $\{H(\mu) : \mu \in A\}$. Then,

$$\begin{aligned} \liminf_{n \rightarrow \infty} \frac{1}{n} \log \Gamma_n(A_n) &\geq \liminf_{n \rightarrow \infty} \frac{1}{n} \log \exp(-n(I(\mu', m) + \gamma)) \\ &= -I(\mu', m) - \gamma \\ &= -\inf\{H(\mu) : H(\mu) \leq \gamma\} - \gamma. \end{aligned}$$

This completes the proof.

THEOREM 3.1. Let $Z_n^j, j = 1, 2, \dots, m_n$ be i.i.d. samples of Z_n under an importance distribution p^θ , where p^θ is defined as above. If $m_n = \exp(rn + o(n))$ for $r > 0$, then for $\xi \in \mathbb{R}, \xi > 0$,

$$\frac{1}{n} \log \left(\frac{1}{m_n} \sum_{j=1}^{m_n} (Z_n^j)^\xi \right) \xrightarrow{p} - \inf_{x \in A_r} \left\{ \xi(\theta x - \Lambda(\theta)) + I^\theta(x) \right\}. \quad (17)$$

We provide the heuristic explanation of Theorem 3.1 here. The formal proof for the generalized version Theorem 3.2 is provided in Section 6. Note that only the value of S_n matters, not the joint distribution of X_i 's. Thus, to describe the behavior of Z_n , we only need the large deviation principle for $\frac{1}{n} \sum_{i=1}^n X_i$, not the large deviation principle for the empirical distribution of X_i 's. In this case, Cramer's theorem in large deviations theory says that $S_n/n \in \mathbb{R}^d$ satisfies the large deviation principle with the rate function $I(x), x \in \mathbb{R}^d$, where $I(x)$ can be computed as (see, for example, [8])

$$I(x) = \sup_{\lambda \in \mathbb{R}^d} \{\lambda x - \Lambda(\lambda)\}.$$

Note also that under the exponential CoM, $A_r = \{x : x \in A, I^\theta(x) < r\}$, where $I^\theta(x)$ denotes the rate function under p^θ . For notational convenience, we define

$$I_\xi^\theta(x) \triangleq \xi(\theta x - \Lambda(\theta)) + I^\theta(x). \quad (18)$$

Then (17) can be written as

$$\frac{1}{n} \log \left(\frac{1}{m_n} \sum_{j=1}^{m_n} (Z_n^j)^\xi \right) \xrightarrow{p} - \inf_{x \in A_r} I_\xi^\theta(x).$$

The point $x \in A$ at which the rate function $I(x)$ is minimized is commonly called *dominating point* ([17]). In addition to this notation, we also use the phrase “dominating point for $I_\xi^\theta(x)$ ” to mean the point at which $I_\xi^\theta(x)$ is minimized under the exponential CoM p^θ . It can be proved that ([17])

$$I_\xi^\theta(x) = I(x) + (\xi - 1)(\theta x - \Lambda(\theta)). \quad (19)$$

Hence, when $\xi = 1$, (17) is equivalent to

$$\frac{1}{n} \log \left(\frac{1}{m_n} \sum_{j=1}^{m_n} Z_n^j \right) \xrightarrow{p} - \inf_{x \in A_r} I(x).$$

That is, for each r , the IS estimator is solving a modified large deviations problem $\mathbb{P}(S_n/n \in A_r)$ instead of the original problem $\mathbb{P}(S_n/n \in A)$, where A_r is defined in (5). Generally speaking, given the sample size $m_n = \exp(rn + o(n))$, we can only see samples from A_r as $n \rightarrow \infty$. Figure 1 shows how A_r look like for the exponential CoM p^θ , when the level sets of the rate function $I^\theta(x)$ have circle shapes.

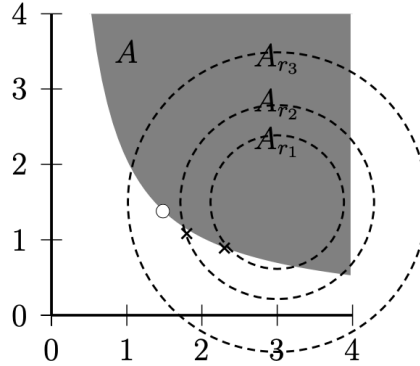


Fig. 1. A_r with different r 's

3.2 General Case

In this section, we generalize Theorem 3.1 to a general importance distribution. Because we use the same importance distribution for all X_i 's, we can see that changing the order of X_i 's does not affect the value Z_n . In this case, we say that Z_n depends only on the empirical distribution of X_i 's, not the entire path of X_1, X_2, \dots, X_n . We will briefly state the formal definition of empirical distribution. Since large deviations theory is our main tool to describe our result, we will briefly review the large deviation principle for empirical distributions, known as Sanov's Theorem. Let X_1, X_2, \dots

take values in a complete, separable metric space \mathcal{X} and let $\mathcal{M}^1(\mathcal{X})$ denote the space of probability measures on \mathcal{X} . A complete separable metric space is also called *Polish space*, and we use this notation throughout the paper. For Borel subsets A of \mathcal{X} , we define the empirical measure $\beta^n(\cdot) \in \mathcal{M}^1(\mathcal{X})$ as

$$\beta^n(\omega, A) = \beta^n(A) \triangleq \frac{1}{n} \sum_{i=1}^n \delta_{X_i(\omega)}(A).$$

In this space $\mathcal{M}^1(\mathcal{X})$, the Levy-Prohorov metric $\mathcal{L}(\cdot, \cdot)$ is compatible with the weak topology in the sense that $\theta_n \Rightarrow \theta$ if and only if $\mathcal{L}(\theta_n, \theta) \rightarrow 0$, and with respect to this metric, $\mathcal{M}^1(\mathcal{X})$ is a Polish space (see [9]). If X_i are i.i.d. with a common distribution μ , Sanov's Theorem states that (Section 6.2. in [8])

$$-\inf_{\nu \in \Gamma^0} H(\nu|\mu) \leq \lim_{n \rightarrow \infty} \frac{1}{n} \log \mathbb{P}_\mu(\beta_n \in \Gamma) \leq -\inf_{\nu \in \Gamma} H(\nu|\mu),$$

Let us recall the definition of the large deviation principle (3). Sanov's theorem says that the empirical distribution $\beta_n(\cdot)$ satisfies the large deviations principle with the rate function $H(\cdot|\mu)$.

Now we estimate α_n under importance distribution q . Suppose that we increase the sample size m_n as $\exp(rn + o(n))$. The main theorem describing the small-sample behavior of IS estimators under this setting is as follows.

THEOREM 3.2. *Let $Z_n^j, j = 1, 2, \dots, m_n$ be i.i.d. samples of Z_n under an importance distribution q . If $m_n = \exp(rn + o(n))$, then for $\xi \in \mathbb{R}, \xi > 0$,*

$$\begin{aligned} & \frac{1}{n} \log \left(\frac{1}{m_n} \sum_{j=1}^{m_n} (Z_n^j)^\xi \right) \xrightarrow{p} \\ & - \inf_{\nu \in \Gamma_{A_r}} \left\{ \int \xi \log \left(\frac{dq}{d\nu} \right) \nu(dy) + H(\nu|q) \right\} \end{aligned} \quad (20)$$

Before discussing the implication of Theorem 3.2, for notational convenience, we define

$$I_\xi^q(\nu) = H_\xi(\nu|q) \triangleq \int \xi \log \left(\frac{dq}{d\nu} \right) \nu(dy) + H(\nu|q). \quad (21)$$

Then, (20) can be written as

$$\frac{1}{n} \log \left(\frac{1}{m_n} \sum_{j=1}^{m_n} (Z_n^j)^\xi \right) \xrightarrow{p} - \inf_{\nu \in \Gamma_{A_r}} H_\xi(\nu|q)$$

We write $a_n \sim_{LD} e^{-nc}$ to mean $\lim_{n \rightarrow \infty} \frac{1}{n} \log a_n = -c$.

Note that when $\xi = 1$, Theorem 3.2 is equivalent to

$$\frac{1}{n} \log \left(\frac{1}{m_n} \sum_{j=1}^{m_n} Z_n^j \right) \xrightarrow{p} - \inf_{\nu \in \Gamma_{A_r}} H(\nu|q). \quad (22)$$

That is, similarly to Section 3.1, when the sample size is not enough, the IS estimator is solving a modified large deviations problem $\mathbb{P}(S_n/n \in A_r)$ instead of the original problem $\mathbb{P}(S_n/n \in A)$. We can also see that in order to correctly estimate the probability $\mathbb{P}(S_n/n \in A)$, we will need to increase the sample size as $m_n \sim_{LD} \exp \left(n \inf_{\nu \in \Gamma_{A_r}} H(\nu|p) \right)$.

We remark that Theorem 3.2 is closely related to the cross entropy method, which has been applied to estimation and optimization problems ([7]). For estimation, cross entropy method is an iterative simulation method that aims to find a sampling distribution q that minimizes $H(p^*|q)$ where p^* is the importance distribution for which the variance of the estimator is minimal ([13]). Suppose for a moment that $\inf_\nu \{H(\nu|p) : \int y \beta_n(dy) \in A\}$ in Theorem 3.2 is achieved

at v^* . Since Theorem 3.2 tells us that we need to increase the sample size as $m_n \sim_{LD} \exp(H(v^*|q)n)$, we may want to find a sampling distribution q that minimizes $H(v^*|q)$. If v^* and p^* in the cross entropy method are the same, finding q that minimizes $H(v^*|q)$ coincides with the cross entropy method. Without going into the details, we remark that if A is convex, v^* and p^* are the same.

Now define

$$Y_n^{(\xi)}(r) = \frac{1}{n} \log \left(\frac{1}{m_n} \sum_{j=1}^{m_n} (Z_n^j)^\xi \right).$$

We conclude this section by introducing a corollary to Theorem 3.2.

COROLLARY 3.3. $Y_n^{(\xi)}(r)$ is a non-decreasing function of r .

The corollary holds because $A_{r1} \subset A_{r2}$ for $r1 < r2$. This result implies that the IS estimator underestimates the probability when r is small and increases to the correct probability as r increases.

3.3 Limit of the Conditional Empirical Distribution

It turns out that $\inf_{v \in \Gamma_{A_r}} H(v|q)$ in (22) is equivalent to $H(p_A|q)$, where p_A is the measure p conditioned on the event A . In this subsection, we study the limit law of the empirical distribution under the condition that the empirical distribution falls in a certain set. As before, we define $S_n = \sum_{i=1}^n X_i \in \mathbb{R}^d$ for i.i.d. random variables X_i whose distribution is p . Let β_n be the empirical measure of X_i under an importance distribution q , and let $\mathcal{M}^1(\mathbb{R}^d)$ be the set of all probability measures on \mathbb{R}^d . Given a functional $\Phi : \mathcal{M}^1(\mathbb{R}^d) \rightarrow \mathbb{R}$, the Gibbs conditioning principle ([8]) describes the limit of β_n under the constraint $\Phi(\beta_n) \in B$ for some measurable set $B \in \mathbb{R}^d$. The limit distribution converges to γ^* where

$$\gamma^* = \operatorname{argmin}_{\Phi(\gamma) \in B} H(\gamma|p).$$

The family of $\Phi(\cdot)$'s such that

$$\Phi(\beta_n) = n^{-1} \sum_{i=1}^n u(X_i) = \langle u, \beta_n \rangle \quad (23)$$

for some function $u : \mathbb{R}^d \rightarrow \mathbb{R}$ has been particularly well studied ([6]), as this is the original form of the Gibbs conditioning principle in statistical mechanics. In this case, by solving the minimization problem under the constraint $\Phi(\beta_n) \in B$, γ^* has the form of

$$\frac{d\gamma^*}{dp} = \frac{\exp(-\alpha u(x))}{\int_{\mathbb{R}^d} \exp(-\alpha u(x)) p(dx)}, \quad (24)$$

provided that $\int_{\mathbb{R}^d} \exp(-\alpha u(x)) p(dx) < \infty$. That is, the limit distribution under the constraint $\Phi(\beta_n) \in B$ is the exponentially twisted version of p , and this measure γ^* is called the Gibbs measure.

Now suppose that we generate X_i 's under an importance distribution q to estimate $\mathbb{P}\{S_n/n \in A\}$. Note that the constraint $\{S_n/n \in A\}$ can be expressed as $\Phi(\beta_n) \in A$ for $\Phi(v) = \int_{\mathbb{R}^d} y dv(y)$, so this $\Phi(\cdot)$ belongs to the family of $\Phi(\cdot)$ in (23). Therefore, conditioned on $\{S_n/n \in A\}$, the empirical distribution of X_i 's converges to η^* such that for some α ,

$$\frac{d\eta^*}{dq} = \frac{\exp(-\alpha x)}{\int_{\mathbb{R}^d} \exp(-\alpha x) q(dx)}. \quad (25)$$

Now let the sample size $m_n = \exp(rn + o(n))$. One interesting distribution to look at in IS is the weighted empirical distribution, namely,

$$\begin{aligned}\tilde{\beta}_n^{m_n} &\triangleq \frac{\sum_{j=1}^{m_n} Z_n^{(j)} \beta_n^{(j)}}{\sum_{j=1}^{m_n} Z_n^{(j)}} \\ &= \frac{\sum_{j=1}^{m_n} L_n^{(j)} \mathbf{1}(S_n^{(j)} / n \in A) \beta_n^{(j)}}{\sum_{j=1}^{m_n} L_n^{(j)} \mathbf{1}(S_n^{(j)} / n \in A)} \\ &= \frac{m_n^{-1} \sum_{j=1}^{m_n} Z_n^{(j)} \beta_n^{(j)}}{m_n^{-1} \sum_{j=1}^{m_n} Z_n^{(j)}}\end{aligned}$$

We can view each $\frac{Z_n^{(j)}}{\sum_{j=1}^{m_n} Z_n^{(j)}}$ as the weight for each $\beta_n^{(j)}$. Because each $\beta_n^{(j)}$ is a probability distribution, $\tilde{\beta}^m$ is also a probability distribution. Theorem 3.2 implies that when $m_n \sim_{LD} \exp(rn)$,

$$m_n^{-1} \sum_{j=1}^{m_n} Z_n^{(j)} \sim_{LD} \exp(-nH(\gamma^*(r)|p)),$$

where $\inf_{\gamma \in \Gamma_A} H(\gamma|p)$ is achieved at $\gamma^*(r)$.

Now, we heuristically describe the limit of $\tilde{\beta}_n^{m_n}$. Because each $\beta_n^{(j)}$ is in the space of probability distribution and $\frac{Z_n^{(j)}}{\sum_{j=1}^{m_n} Z_n^{(j)}}$ is the weight, $\tilde{\beta}_n^{m_n}$ will be dominated by the $\beta_n^{(j)}$ which has the largest weight. Thus with sample size $m_n = \exp(rn + o(n))$, $\tilde{\beta}_n^{m_n}$ converges to $\gamma^*(r)$ as $n \rightarrow \infty$. And with $r > \inf_{\eta \in \Gamma_A} H(\eta|p) \triangleq H(\eta^*|p)$, i.e. with the large enough sample size, $\tilde{\beta}_n^{m_n}$ converges to γ^* , the exponentially twisted version of p as in (24), regardless of the importance distribution q . This is still the case even when we use a heavy tailed q as the importance distribution.

3.4 Small-sample Behavior for Slow Markov Random Walk

We have discussed the small-sample behavior of IS estimators for sums of i.i.d. random variables, $S_n = \sum_{i=1}^n X_i$ in Section 3. In that setting, the increments X_i 's are independent, and the rare event of interest depends only on S_n . In many cases, however, we need a more complicated model. The evolution of the process could depend on the current state as in typical queueing processes and credit default processes. Also, the rare event of interest could depend on the entire path of the process, as when the content of a buffer exceeding a certain level before hitting 0. All these examples can be covered by the generalized model called slow Markov random walk. The argument described in this section can be generalized to slow Markov random walk, as discovered by [5]. We provide the details in the electronic supplements.

4 Logarithmic Relative Accuracy

In this section, we discuss the problems with the Sample Relative Variance (SRV). Then we propose a new measure of estimator accuracy, which we will call logarithmic relative accuracy.

4.1 Implication to the Sample Relative Variance As a Measure of Estimator Accuracy

We have discussed above that the relative variance is widely used as the measure for estimator accuracy in rare event simulations. Relative variance of a random variable is defined as the ratio between the variance and the square of the mean value. In most rare event simulation problems, the true relative variance of the estimator is not known. Thus, the

sample relative variance is often used as the approximation of the relative variance. Suppose that we are interested in estimating the mean value of a random variable whose variance is σ^2 by taking the average value of the i.i.d. samples of the random variable. The stopping rule is determined such that the relative variance is smaller than a pre-determined level $\epsilon > 0$. We define s_m^2 as the sample variance up to the m th sample and define $\hat{\alpha}_m$ as the sample mean up to the m th sample. Because the variance of the sum of m i.i.d. random variables with variance σ^2 is $\frac{\sigma^2}{m}$, we would stop sampling when $\frac{s_m^2}{m(\hat{\alpha}_m)^2}$ falls below ϵ .

We now explain why the sample relative variance (SRV) can be misleading using our analysis of the small-sample behavior Theorem 3.2. As will be discussed later in Proposition 2 and also as discussed in the literature [18], the point $x \in A$ at which $I^q(x)$ is minimized in Theorem 3.2 does not necessarily coincide with the point at which $I_2^q(x)$ is minimized, where $H_2(v|q)$ is defined in (21). Also, if we do not observe any sample that falls in the target set, the sample mean value is zero, and so is the denominator of the SRV. In this case, the SRV cannot be defined. In a more general situation, if the sample size is large enough to sample from the points at which $I^q(x)$ is minimized but not enough to sample from the points at which $I_2^q(x)$ is minimized, the SRV could be temporarily small. If we use this SRV to determine when to stop sampling, it could lead to problematic early stopping. Similar problems have been discussed in the literature. For example, [18] observed that sample relative variance decreases as the parameter n increases when the sample size is fixed. [11] discussed some problems with SRV in conjunction with confidence intervals.

4.2 Proposed Diagnostic: Logarithmic Relative Accuracy

Let us first consider the following example in which the IS estimator for the sums of random variables is not logarithmically efficient, but the relative ξ th moment of the estimator increases sub-exponentially as n increases for certain values of ξ .

Example 1. Consider a random walk $S_n = \sum_{i=1}^n X_i \in \mathbb{R}$, where X_i 's are i.i.d. random variables with distribution $N(0, 1)$. Note that the log moment generating function of X_1 is

$$\Lambda(\alpha) = \log \mathbb{E} \exp(\alpha X_1) = \frac{1}{2} \alpha^2,$$

and the rate function is (see Section 6 for the details)

$$I(x) = \sup_{\alpha} (\alpha x - \Lambda(\alpha)) = \frac{1}{2} x^2.$$

Let

$$A = \{x : x > a \text{ or } x < -b\}$$

for $a > 0$ and $b = 2a$. Then

$$\lim_{n \rightarrow \infty} \frac{1}{n} \log \mathbb{E} (S_n/n \in A) = - \inf_{x \in A} I(x) = -\frac{1}{2} a^2,$$

and the optimal exponential CoM is

$$q(dx) = p^a(dx) \triangleq \exp(ax - \Lambda(a)) p(dx).$$

Suppose that we construct an IS estimator Z_n for the probability $\mathbb{P}(S_n/n \in A)$ using the importance distribution $p^a(\cdot)$. Then

$$\lim_{n \rightarrow \infty} \frac{1}{n} \log \mathbb{E}^a(Z_n)^2 = -\frac{1}{2}b^2 + ab + \frac{1}{2}a^2, \quad (26)$$

$$> -2 \inf_{x \in A} I(x), \quad (27)$$

where the inequality stems from the fact that $b = 2a$. This inequality implies that the relative variance of the IS estimator increases exponentially as n increases. In contrast, when $\xi < 1.4$, we have

$$\begin{aligned} \lim_{n \rightarrow \infty} \mathbb{E}^a(Z_n)^\xi &= -I_\xi^a(a) \\ &= -\xi \inf_{x \in A} I(x), \end{aligned}$$

which implies that the relative ξ th moment of the IS estimator increases sub-exponentially as n increases for $\xi < 1.4$.

In Section 3, we studied the asymptotic limit of an IS estimator when the sample size is taken into account. Theorem 3.2 provides insights into the sample size needed to estimate the rare event probability accurately. That is, we need to increase the sample size to sample enough from the neighborhood of the dominating distribution; for exponential CoM, this is equivalent to sampling enough from the neighborhood of the dominating point. Consider Example 1, and suppose that the right end point a is the dominating point. The theory of large deviations says that the optimal static importance distribution for X_i is $N(a, 1)$. But as discussed in Example 1, the IS estimator is not logarithmically efficient. Dynamic IS has been developed to satisfy logarithmic efficiency. However, dynamic IS is hard to implement, and depending on the relative accuracy to be achieved, the static IS estimator may be good enough. With this motivation, in this section we introduce a new measure of estimator accuracy. Intuitively, LRA measures how accurately the estimator captures the rare event probability relative to the sample size, addressing biases in small samples where SRV might mislead.

Throughout this section, let $\hat{\alpha}_n$ be the IS estimator for α_n with sample size $m_n = \exp(rn + o(n))$, i.e.,

$$\hat{\alpha}_n = \frac{1}{m_n} \sum_{j=1}^{m_n} Z_n^{(j)}.$$

If

$$-\frac{1}{n} \log \left| \frac{\hat{\alpha}_n}{\alpha_n} - 1 \right|$$

converges in probability under the importance measure, we call the limit the *logarithmic relative accuracy* (LRA) associated with sample size $\exp(rn)$ and denote by $\text{LRA}(r)$. Observe that in the large deviations point of view, this LRA is a very reasonable quantity to look at. To get some intuition of the physical meaning of LRA, note that if $\text{LRA}(r) \approx \delta$, then

$$\hat{\alpha}_n = \alpha_n \left(1 + \Theta(e^{-\delta n}) \right).$$

Our second main contribution is to obtain a closed form expression for this limit. To state the theorem, the setting is the same as in Section 3. To repeat, let $X_1, X_2, \dots, X_n \in \mathbb{R}^d$ be i.i.d. random variables and let $S_n = \sum_{i=1}^n X_i$. We are interested in estimating $\alpha_n = \mathbb{P}(S_n/n \in A)$ for some measurable set $A \in \mathbb{R}^d$. For notational convenience, we denote $\inf_{v \in \Gamma} \{H(v|p)\}$ by $\bar{H}(\Gamma|p)$ throughout the paper (recall that $\bar{H}(\Gamma|p) = \bar{I}(A)$).

Standing assumptions. (i) X_1, X_2, \dots are i.i.d. under p with $\Lambda(\theta) = \log \mathbb{E}_p e^{\theta X_1}$ finite in a neighborhood of 0 (Cramér condition); (ii) q is such that $\log \frac{dp}{dq} \in L^1(\nu)$ for all ν considered below (e.g., $p \ll q$ on the relevant support); (iii) the constraint sets are closed so that the good rate function ensures attainment of the infima/suprema.

THEOREM 4.1. *Let the sample size $m_n = \exp(rn + o(n))$, and let Z_n be the IS estimator of $\alpha_n = \mathbb{P}(S_n \in nA)$ with the sample size m_n . Then for the i.i.d. IS distribution $q(\cdot)$ and $r > 0$,*

$$-\frac{1}{n} \log \left| \frac{\hat{\alpha}_n}{\alpha_n} - 1 \right| \xrightarrow{P} \inf_{v \in \Gamma} \left[H(v|p) + \frac{1}{2} (r - H(v|q))^+ \right] - \bar{H}(\Gamma|p)$$

where $\Gamma = \{v : \int yv(dy) \in A\}$.

From the theorem, we can see the relation between LRA and relative variance. Note that the exponent of the relative variance is

$$\inf_{v \in \Gamma} \left[H(v|p) - \frac{1}{2} H(v|q) \right] + \frac{1}{2} r - \bar{H}(\Gamma|p).$$

We have the following corollary.

COROLLARY 4.2. *LRA(r) = $\frac{1}{2}r$ for all $r > 0$ if and only if the estimator is logarithmically efficient.*

The following is a sufficient condition guaranteeing that the importance distribution associated with θ achieves a higher relative accuracy (for a given value of r) than CMC.

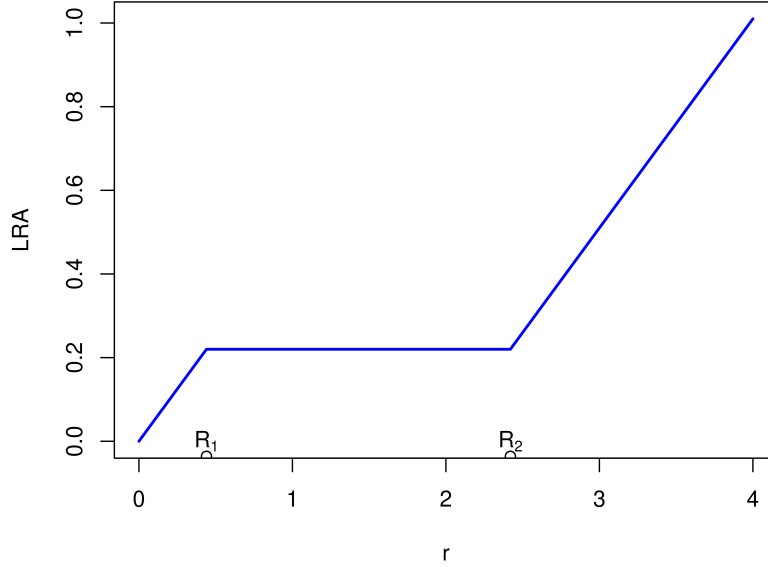
COROLLARY 4.3. *If $\Gamma_r = \{v \in \Gamma : H(v|p) < r\} \neq \emptyset$ and $H(v|q) \leq H(v|p)$ for all $v \in \Gamma_r$, then the importance distribution associated with q achieves better relative accuracy than the CMC.*

To provide an insight into the dependence of LRA on r , we compute LRA(r) for Example 1. Consider Example 1 again, and suppose that $a = 1$ and $1 < b < 3$. Suppose that we choose the importance distribution as the exponential CoM having mean a . Then

$$\begin{aligned} \text{LRA}(r) &= \inf_{x \in B} \left(I(x) + \frac{1}{2} (r - I^\theta(x))^+ \right) \\ &= \inf_{x \in A} \left\{ \frac{1}{2} x^2 + \frac{1}{2} \left(r - \left(\frac{1}{2} x^2 - \theta x + \frac{1}{2} \theta^2 \right) \right)^+ \right\}. \end{aligned}$$

This example is simple, and the LRA(r) can be computed analytically. Figure 2 is the plot of LRA w.r.t. r , when $a = 1$ and $b = 1.2$. We interpret the plot as follows. Because the importance distribution has mean a , it generates lots of path that go outside the right end point. Thus the IS estimator estimates very accurately the probability that the process exits to the right. The relative accuracy therefore increases as r increases, according to the central limit theorem. But then there is some point R_1 at which we now have such an accurate estimator outside the right end point that the principal source of the error is that we have not explored the left end point. In consequence, the accuracy remains constant even if r increases. At $r = R_2$, now the sample size is large enough that the importance sampler begins generating paths that go outside the left end point, so the accuracy increases again according to the central limit theorem.

Figure 3 shows LRA for static IS (exponential CoM having mean a), crude Monte Carlo (CMC) and dynamic IS, when $a = 1$ and $b = 1.2$. Of course dynamic IS is more accurate, but it is much more complicated to implement. And if we are willing to deal with the relative accuracy smaller than K , the static IS does well as dynamic IS. We can also interpret Figure 3 as follows. A given sample size means the given computational budget. Up to the given computational budget corresponding to R_3 , static IS does better than the CMC. For a sample size greater than R_3 , the estimator is worse than the CMC. This is the situation that we would like to avoid, because this involves a very large sample size. And the reason that CMC does better than the static IS in this case is because CMC begins exploring the left end path earlier than the static IS. In view of this, we claim that the question of which estimator is better is not answered by just variance. The answer will depend on the accuracy to be achieved and also the given computational budget.

Fig. 2. LRA w.r.t. r

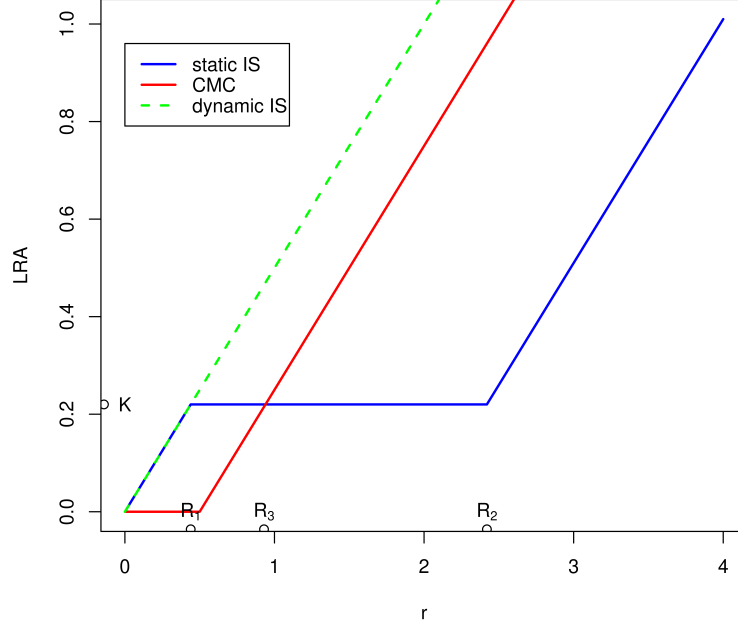
Note that in typical rare event simulations, we do not need high relative accuracy. So the low relative accuracy estimator is often sufficient. In view of that, our study of LRA could present new opportunities for designing algorithm that depends on the relative accuracy to be achieved.

4.2.1 Mixture of IS Distributions. Here we discuss a mixture of IS distributions which has been considered in the literature. For example, as an alternative to the dynamic IS for Example 1, we can consider a mixture of two static importance measures. For example, with a probability of $\frac{1}{2}$, we sample under the exponential change of measure with the mean a , and with a probability of $\frac{1}{2}$, we sample under the exponential change of measure with the mean $-b$. It has been shown that this estimator is logarithmically efficient ([16]). Suppose that we use the mixture of distributions $q = \sum_{i=1}^L w_i q_i(\omega)$, where $\sum_{i=1}^L w_i = 1$ and $L < \infty$. Let us recall Theorem 4.1:

$$-\frac{1}{n} \log \left| \frac{\hat{\alpha}_n}{\alpha_n} - 1 \right| \xrightarrow{p} \inf_{v \in \Gamma_A} \left[H(v|p) + \frac{1}{2} (r - H(v|q))^+ \right] - \bar{H}(\Gamma|p),$$

where $\Gamma_A = \{v : \int y v(dy) \in A\}$.

Because $H(v|q)$ corresponds to the probability that the empirical distribution v appears under the importance measure q in exponential scale, for $q = \sum_{i=1}^L w_i q_i(\omega)$, $\min_i H(v|q_i)$ will dominate other $H(v|q_i)$ in exponential scale.

Fig. 3. LRA w.r.t. r

Therefore, we have $H(v|q) = \min_i H(v|q_i)$. Therefore

$$\begin{aligned} -\frac{1}{n} \log \left| \frac{\hat{\alpha}_n}{\alpha_n} - 1 \right| &\xrightarrow{p} \inf_{v \in \Gamma} \left[H(v|p) + \frac{1}{2} \left(r - \min_i H(v|q_i) \right)^+ \right] - \bar{H}(\Gamma|p) \\ &= \max_i \inf_{v \in \Gamma} \left[H(v|p) + \frac{1}{2} (r - H(v|q_i))^+ \right] - \bar{H}(\Gamma|p) \end{aligned}$$

Hence, asymptotically, LRA for the mixture of IS distributions is the maximum of the LRA of each IS distribution. Recall Figure 3 and suppose that we use the mixture of the static IS with the mean a and CMC. The advantage of the mixture does not come until the point $r = R_3$, and for r greater than R_3 , the mixture follows the LRA of CMC. That is, the mixture sampler has an advantage for very high levels of accuracy. However, note that in rare event simulations, we will not need very high level of accuracy in many cases. Also, if we implement this mixture of CMC and the static IS, on those samples taken from the CMC, we see no rare events, whereas on those samples that see the rare event, the likelihood ratio will be about 2 times the LR of the static IS. Therefore we will need to be careful when we want to use the mixture idea.

Proposition 1. Suppose that for importance distributions $Q_1, \dots, Q_L, L < \infty$, we use the mixture of distributions $Q = \sum_{i=1}^L w_i Q_i(\omega)$, where $\sum_{i=1}^L w_i = 1$ and $w_i > 0$ for all i 's. Let the corresponding LRA of $Q_i(\cdot)$ be $LRA_i(r)$ provided that the Q_i 's are well-defined. Then LRA of Q is $LRA(r) = \max_i LRA_i(r)$ for each $r > 0$.

5 Experiments

In this section we present numerical examples on the small sample behavior of IS estimators. We define $S_n = \sum_{i=1}^n X_i \in \mathbb{R}$ for i.i.d. random variables X_i . As before, we are interested in estimating $p_n = \mathbb{P}(S_n/n > b)$ for $b > \mathbb{E}X_1$ using importance sampling. Let $Z_n^j, j = 1, 2, \dots, m_n$ be i.i.d. copies of the IS estimator Z_n for α_n defined in (2). We denote the true probability by α_n and use $\hat{\alpha}_n = \frac{1}{m_n} \sum_{j=1}^{m_n} Z_n^j$ for the Monte Carlo estimate. Theorem 3.2 characterizes the limit behavior of this IS estimator in the form of $\frac{1}{n} \log(\hat{\alpha}_n)$ when the sample size is $m_n = \exp(rn + o(n))$. For notational simplicity, we define

$$Y_n(r) \triangleq -\frac{1}{n} \log(\hat{\alpha}_n) = \frac{1}{n} \log\left(\frac{1}{m_n} \sum_{j=1}^{m_n} Z_n^j\right). \quad (28)$$

We conduct two types of numerical experiments under this setting to study the behavior of $Y_n(r)$.

5.1 Required sample sizes under different exponential CoM

The first experiment is to verify our theorem about the required sample sizes under different exponential CoM. For this, we simulate $Y_n(r)$ as we increase r for a fixed n and repeat the experiments for increasing values of n . For this study, we use the standard normal random variable $N(0, 1)$ for X_i , and set b to 0.8 for the probability $p_n = \mathbb{P}(S_n/n > b)$. The importance distribution used is the exponential CoM with parameter θ . We set the sample size to $m_n = 100 \exp(cI^\theta(b)n)$ for three different sets of θ and $c > 1$. We include $\theta = 0$ as a crude Monte Carlo (no tilting) baseline, and $\theta \neq 0$ as exponential tilts (IS).

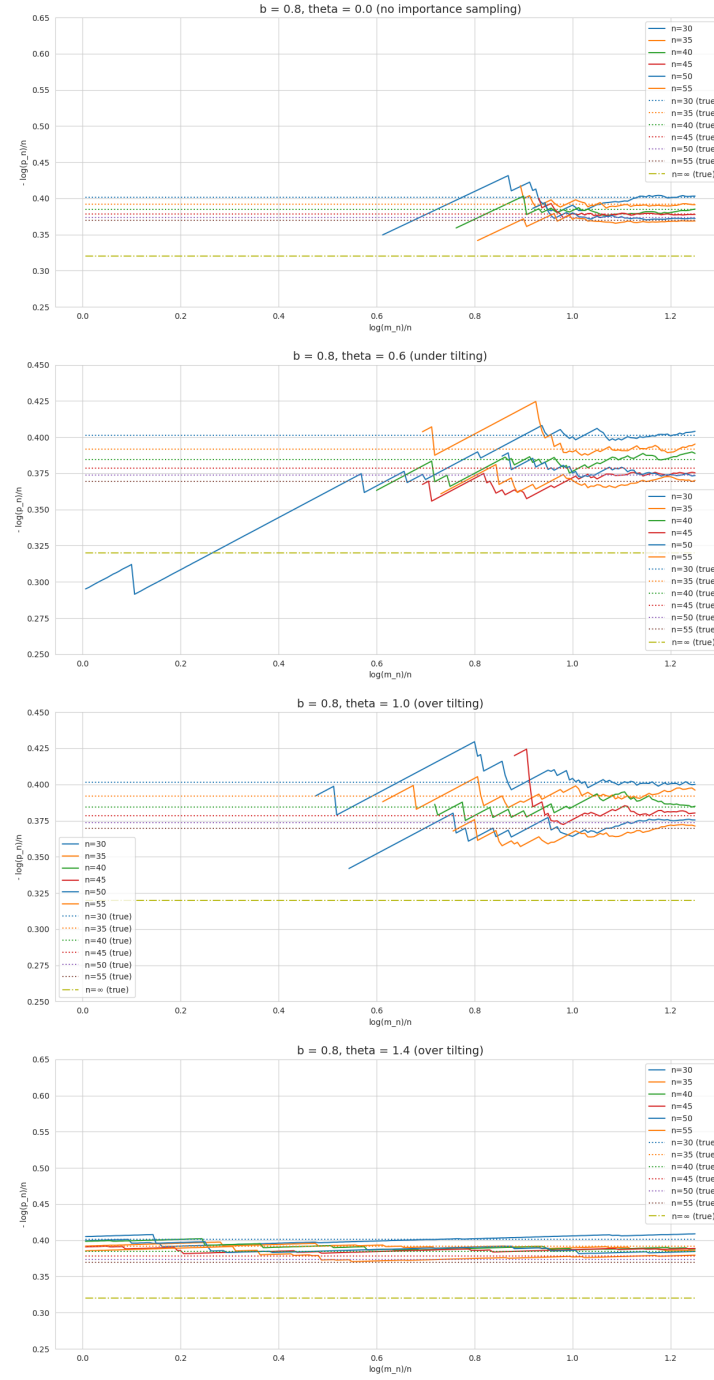
Figure 4 shows the values of $Y_n(r)$ as we increase r for each fixed n when $\theta = 0$. We can see that for all different IS distributions, the IS estimators begin to stabilize around $c = 1$, the required sample size from our theorem. Also, when there is CoM or under tilted measure, we don't see any samples, so the negative log probabilities are infinite for a while. Contrarily, when we are over tilting, we start seeing samples earlier, but we are solving a modified large deviation problem. In other words, we are underestimating the probabilities until we reach the required sample size, $c = 1$.

5.2 Two IS distributions with the same sample budget r

In the second experiment, we compare the behavior of $Y_n(r)$ under different IS distributions. The experiment shows that under different importance distributions, $Y_n(r)$ may converge to different values for the same r as shown in Theorem 3.2.

For this study, we use the exponential random variable $\text{Exp}(1)$ for X_i and we set b to 1.3. If we use the optimal exponential CoM as the importance distribution, then with any $r > 0$, the dominating point x of (17) is in the set $\{x : I^\theta(x) < r\}$. However, if we use another importance distribution, the dominating distribution ν of (20) may not be in the set $\{\nu : H(\nu|q) < r\}$ for the same r even if the mean value of the new importance distribution is the same as the mean value of the optimal exponential CoM. To see this, we estimate $p_n = \mathbb{P}(S_n/n > b)$ with two importance distributions: (i) q_1 is defined as the distribution of the exponential random variable $\text{Exp}(1/b)$ (the optimal exponential CoM), and (ii) q_2 is defined as the distribution of the normal random variable $N(b, 1)$. We set the sample size to $m_n = \lfloor 100 * \exp(rn) \rfloor$. For this example, the value of $I(b)$ is $I(b) = 0.0376$.

Figure 5 shows the value of $-Y_n(r)$ with the same $r = 0.036$ for the two importance distributions q_1 and q_2 , as n increases. For q_1 , the dominating point x of (17) is in the set $\{x : I^\theta(x) < r\}$, so we expect Y_n to be close to $I(b)$. For q_2 , however, the dominating distribution ν of (20) is not in the set $\{\nu : H(\nu|q) < r\}$, so we expect $Y_n(r)$ to be bigger than that for q_1 for the same r . Figure 5 shows that $Y_n(r)$ for q_2 are much bigger than that of q_1 , as expected.

Fig. 4. $\theta = 0$, $c = 1.3$

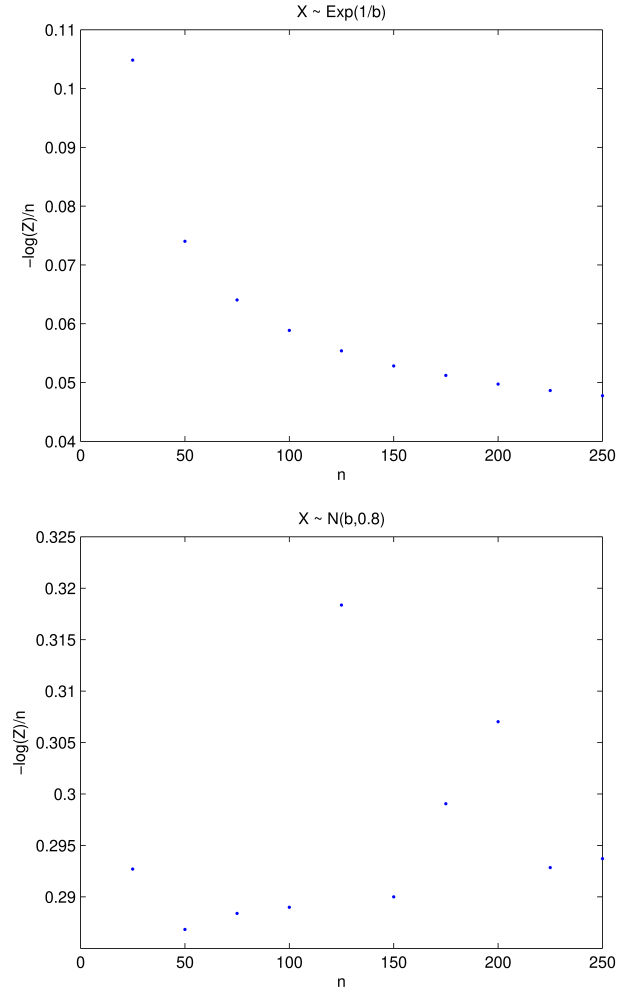


Fig. 5. Comparison of IS distributions

6 Technical Details and Proofs

In this section, we provide the technical details of the discussion in the previous sections and the proofs. We first formally state large deviations theory.

Assumptions: We assume Cramér's condition holds for the log-moment generating function, continuous densities for p and q , and absolute continuity $p \ll q$ on A . Relative entropy $H(p|q) \geq 0$.

6.1 Technical Details on Section 3

We will prove Theorem 3.2. To this end, recall the notation (4)

$$\Gamma_A \triangleq \left\{ \nu : \int_{\mathbb{R}^d} y \nu(dy) \in A \right\},$$

and let \mathbb{E}^Q denote the expectation associated with the importance measure Q with the density $q(\cdot)$. The proof of Theorem 3.2 uses the following proposition, which itself is important.

Before proving the main theorem, we describe the ξ th moment of Z_n under the importance measure Q .

Proposition 2.

$$\lim_{n \rightarrow \infty} \frac{1}{n} \log \left(\mathbb{E}^Q(Z_n)^\xi \right) = - \inf_{v \in \Gamma_A} \left\{ \int \xi \log \left(\frac{dq(y)}{dp(y)} \right) v(dy) + H(v|q) \right\} \quad (29)$$

where Γ_A is defined as in (4)

PROOF OF PROPOSITION 2. Note that

$$\mathbb{E}^Q(Z_n)^\xi = \mathbb{E}^Q \left[\prod_{i=1}^n \left\{ \frac{dp(X_i)}{dq(X_i)} \right\}^\xi \mathbf{1}(S_n \in nA) \right] = \mathbb{E}^Q \exp \left\{ \xi \sum_{i=1}^n \log \left(\frac{dp(X_i)}{dq(X_i)} \right) \right\} \mathbf{1}(S_n \in nA)$$

Note that both $\frac{1}{n} \sum_{i=1}^n \log \left(\frac{dp(X_i)}{dq(X_i)} \right) = \int \log \left(\frac{dp(y)}{dq(y)} \right) \beta_n(dy)$ and $\mathbf{1}(S_n \in nA) = \mathbf{1}(\int y \beta_n(dy) \in A)$ are functions of the empirical distribution $\beta_n(\cdot)$. Let $g(v) = \xi \int \log \left(\frac{dq(y)}{dp(y)} \right) v(dy)$. Then $g(v)$ is continuous in v ([15]), and (29) is equivalent to

$$\lim_{n \rightarrow \infty} \frac{1}{n} \mathbb{E}^Q \exp(-ng(\beta_n)) \mathbf{1}(\beta_n \in \Gamma_A) = - \inf_{v \in \Gamma_A} \{g(v) + H(v|q)\}.$$

We essentially follow the same arguments used in the proof of Theorem 1.2.3 in [9]. We define

$$\begin{aligned} \tilde{h}(v) &= g(v) \text{ if } v \in \Gamma_A \\ &= \infty \text{ if } v \notin \Gamma_A \end{aligned}$$

Recall that $H(\cdot|q)$ is a good rate function and note that $g(v)$ is a linear function of v .

Proof of the upper bound

Let $d(v, \Gamma_A)$ denote the distance from v to Γ_A , and for $j \in \mathbb{N}$ define

$$h_j(v) \triangleq j(d(v, A) \wedge 1) + (g(v) \wedge j)$$

so that h_j is a bounded continuous function and $h_j \uparrow \tilde{h}$ as $j \rightarrow \infty$. Hence

$$\begin{aligned} \lim_{n \rightarrow \infty} \frac{1}{n} \mathbb{E}^Q \exp(-ng(\beta_n)) \mathbf{1}(\beta_n \in \Gamma_A) &= \frac{1}{n} \log \mathbb{E}^Q \exp(-\tilde{h}(\beta_n)) \\ &\leq \frac{1}{n} \log \mathbb{E}^Q \exp(-nh_j(\beta_n)) \end{aligned}$$

and so

$$\begin{aligned} \lim_{n \rightarrow \infty} \frac{1}{n} \mathbb{E}^Q \exp(-ng(\beta_n)) \mathbf{1}(\beta_n \in \Gamma_A) &\leq \lim_{n \rightarrow \infty} \frac{1}{n} \log \mathbb{E}^Q \exp(-nh_j(\beta_n)) \\ &= - \inf_v \{h_j(v) + H(v|\mu)\} \end{aligned}$$

by Varadhan's lemma.

Therefore, to prove the upper bound, it suffices to show that

$$\lim_{j \rightarrow \infty} \inf_v \{h_j(v) + H(v|q)\} = \inf_{v \in \Gamma_A} \{g(v) + H(v|q)\}.$$

To this end, we first show that

$$\limsup_{j \rightarrow \infty} \inf_v \{h_j(v) + H(v|q)\} \leq \inf_{v \in \Gamma_A} \{g(v) + H(v|q)\}.$$

Since $h_j \leq \tilde{h}$,

$$\begin{aligned} \inf_v \{h_j(v) + H(v|q)\} &\leq \inf_v \{\tilde{h}(v) + H(v|q)\} \\ &= \inf_{v \in \Gamma_A} \{g(v) + H(v|q)\}, \end{aligned}$$

completing the proof of

$$\limsup_{j \rightarrow \infty} \inf_v \{h_j(v) + H(v|q)\} \leq \inf_{v \in \Gamma_A} \{g(v) + H(v|q)\}.$$

Secondly we show that

$$\limsup_{j \rightarrow \infty} \inf_v \{h_j(v) + H(v|q)\} \geq \inf_{v \in \Gamma_A} \{g(v) + H(v|q)\}$$

If $\inf_{v \in \Gamma_A} \{g(v) + H(v|q)\} = 0$ we are done. So we assume $\inf_{v \in \Gamma_A} \{g(v) + H(v|q)\} > 0$. We proceed under the further assumption that $\inf_{v \in \Gamma_A} \{g(v) + H(v|q)\} < \infty$. The routine modifications needed to handle the case $\inf_{v \in \Gamma_A} \{g(v) + H(v|q)\} = \infty$ are omitted.

Since $h_j = g$ on Γ_A ,

$$\begin{aligned} \inf_v \{h_j(v) + H(v|q)\} &= \min \left[\inf_{v \in \Gamma_A} \{h_j(v) + H(v|q)\}, \inf_{v \notin \Gamma_A} \{h_j(v) + H(v|q)\} \right] \\ &= \min \left[\inf_{v \in \Gamma_A} \{g(v) + H(v|q)\}, \inf_{v \notin \Gamma_A} \{h_j(v) + H(v|q)\} \right] \end{aligned}$$

It suffices to show that

$$\liminf_{j \rightarrow \infty} \inf_{v \notin \Gamma_A} \{h_j(v) + H(v|q)\} \geq \inf_{v \in \Gamma_A} \{g(v) + H(v|q)\},$$

which we prove by contradiction. Thus assume that

$$\liminf_{j \rightarrow \infty} \inf_{v \notin \Gamma_A} \{h_j(v) + H(v|q)\} < \inf_{v \in \Gamma_A} \{g(v) + H(v|q)\} \triangleq K(A).$$

Then there exists a subsequence J of $j \in \mathbb{N}$ and $\epsilon \in (0, K(A)/2)$ such that for all j in the subsequence

$$\inf_{v \notin \Gamma_A} \{h_j(v) + H(v|q)\} \leq K(A) - 2\epsilon.$$

In addition, for each $j \in J$, there exists v_j such that $v_j \notin \Gamma_A$ and

$$h_j(v) + H(v|q) \leq K(A) - \epsilon.$$

We claim that $d(v_j, \Gamma_A) \rightarrow 0$. Suppose not. Then for some subsubsequence we would have $h_j(v_j) = j(d(v_j, \Gamma_A) \wedge L) \vee g(v) \rightarrow \infty$, contradicting $K(A) - \epsilon < \infty$. Therefore $d(v_j, \Gamma_A) \rightarrow 0$, and this implies that there exists a sequence $\{\mu_j\} \in \Gamma_A$ such that $d(v_j, \mu_j) \rightarrow 0$. Since $\sup_{j \in J} \Gamma_A(v_j) + H(v_j|q) \leq K(A) - \epsilon$ and $\Gamma_A(v) + H(v|q)$ has a compact level sets, it follows that there exists a further subsequence and a point $v^* \in \{v : g(v) + H(v|q) \leq K(A) - \epsilon\}$ such that $d(v_j, v^*) \rightarrow 0$. Now $d(v_j, \mu_j)$ implies that $d(\mu_j, v^*) \rightarrow 0$. Since the subsequence $\{\mu_j\}$ lies in Γ_A , which is closed, v^* must

lie in Γ_A so $g(v^*) + H(v^*|q) \leq K(A)$. This contradicts that $v^* \in \{v : g(v) + H(v|q) \leq K(A) - \epsilon\}$. This contradiction completes the proof.

Proof of the lower bound

Let C be an open set. We will prove that

$$\lim_{n \rightarrow \infty} \frac{1}{n} \mathbb{E}^Q \exp(-ng(\beta_n)) \mathbf{1}(\beta_n \in \Gamma_C) \geq - \inf_{v \in \Gamma_C} \{g(v) + H(v|q)\}$$

If $K(C) \triangleq \inf_{v \in \Gamma_C} \{g(v) + H(v|q)\} = \infty$, we are done. So we assume that $K(C) < \infty$. Let v_0 be any point in Γ_C such that $K(C) < \infty$ and choose a real number $M > g(v_0) + H(v_0|q)$. There exists $\delta > 0$ such that $B(v_0, \delta) \triangleq \{\mu : d(\mu, v_0) < \delta\} \subset \Gamma_C$. We define

$$h(\mu) \triangleq (M - g(v_0)) \left(\frac{d(\mu, v_0)}{\delta} \wedge 1 \right) + g(v_0)$$

This function is bounded continuous and satisfies $h(v_0) = g(v_0)$, $h(\mu) = M$ for $\mu \in B(v_0, \delta)^c$, and $0 \leq h(\mu) \leq M$ for all μ . We then have

$$\begin{aligned} \mathbb{E}^Q \exp(-nh(\beta_n)) &= \mathbb{E}^Q \exp(-nh(\beta_n)) \mathbf{1}(\beta_n \in B(v_0, \delta)^c) + \mathbb{E}^Q \exp(-nh(\beta_n)) \mathbf{1}(\beta_n \in B(v_0, \delta)) \\ &\leq e^{-nM} + \mathbb{E}^Q \exp(-ng(\beta_n)) \mathbf{1}(\beta_n \in B(v_0, \delta)). \end{aligned}$$

Therefore

$$\begin{aligned} \max \left[-M, \liminf_{n \rightarrow \infty} \frac{1}{n} \log \mathbb{E}^Q \exp(-ng(\beta_n)) \mathbf{1}(\beta_n \in B(v_0, \delta)) \right] &\geq \lim_{n \rightarrow \infty} \frac{1}{n} \log \mathbb{E}^Q \exp(-nh(\beta_n)) \\ &= - \inf_{\mu} \{h(\mu) + H(\mu|q)\} \\ &\geq -(h(v_0) + H(v_0|q)) \\ &= -(g(v_0) + H(v_0|q)) \end{aligned}$$

The first equality follows from Varadhan's lemma. Since $M > g(v_0) + H(v_0|q)$ and $B(v_0, \delta) \in \Gamma_C$, we have

$$\begin{aligned} \liminf_{n \rightarrow \infty} \frac{1}{n} \log \mathbb{E}^Q \exp(-ng(\beta_n)) \mathbf{1}(\beta_n \in \Gamma_C) &\geq \liminf_{n \rightarrow \infty} \frac{1}{n} \log \mathbb{E}^Q \exp(-ng(\beta_n)) \mathbf{1}(\beta_n \in B(v_0, \delta)) \\ &\geq -(g(v_0) + H(v_0|q)) \end{aligned}$$

Because this holds for every $v_0 \in \Gamma_C$, it follows that

$$\liminf_{n \rightarrow \infty} \frac{1}{n} \log \mathbb{E}^Q \exp(-ng(\beta_n)) \mathbf{1}(\beta_n \in \Gamma_C) \geq - \inf_{v \in \Gamma_C} \{g(v) + H(v|q)\}$$

This proves the lower bound, completing the proof of Proposition 2. \square

Proposition 2 describes the general ξ th moments of IS estimators in a closed form. To our knowledge, the general moments in a closed form has been studied by [17], for a specific family of distributions. They derived the general moments of IS estimators for the exponential change of measure using a different method. Proposition 2 describes the

general ξ th moments of IS estimators for general importance distributions, and it coincides with the result of [17] for the case of exponential change of measure.

We now prove Theorem 3.2.

PROOF OF THEOREM 3.2. Recall the notations $A_r = \{x \in A : \mathbb{E}_\xi X = x, H(\xi|q) < r\}$ and $\Gamma_A \triangleq \{v : \int_{\mathbb{R}^d} y v(dy) \in A\}$. Also let

$$\bar{I}_\xi^Q(\Gamma_{A_r}) \triangleq \inf_{v \in \Gamma_{A_r}} \left\{ \xi \int \log \left(\frac{dq(y)}{dp(y)} \right) v(dy) + H(v|q) \right\}$$

and

$$I_\xi^Q(v) \triangleq \xi \int \log \left(\frac{dq(y)}{dp(y)} \right) v(dy) + H(v|q).$$

Then $\bar{I}_\xi^Q(\Gamma_{A_r})$ can be expressed as

$$\bar{I}_\xi^Q(\Gamma_{A_r}) = \inf_{v \in \Gamma_{A_r}} I_\xi^Q(v).$$

First suppose that $\bar{\Gamma}_{A_r}$ is empty. From Sanov's theorem, this implies that

$$- \lim_{n \rightarrow \infty} \frac{1}{n} \log \mathbb{P}^Q \{S_n \in nA\} > r.$$

It suffices to show that for any fixed $\epsilon > 0$,

$$\mathbb{P}^Q \left\{ \frac{1}{m_n} \sum_{j=1}^{m_n} (Z_n^j)^\xi > \epsilon \right\} \rightarrow 0.$$

Note that

$$\begin{aligned} \mathbb{P}^Q \left\{ \frac{1}{m_n} \sum_{j=1}^{m_n} (Z_n^j)^\xi > \epsilon \right\} &\leq \sum_{j=1}^{m_n} \mathbb{P}^Q \left\{ \frac{1}{m_n} (Z_n^j)^\xi > \epsilon \right\} \\ &\leq \sum_{j=1}^{m_n} \mathbb{P}^Q \{Z_n^j \neq 0\} \\ &\leq m_n \mathbb{P}^Q \{S_n \in nA\}. \end{aligned}$$

Because $\lim_{n \rightarrow \infty} \frac{1}{n} \log \left(m_n \mathbb{P}^Q \{S_n \in nA\} \right) < 0$, $m_n \mathbb{P}^Q \{S_n \in nA\}$ converges to 0 as $n \rightarrow \infty$, completing the proof of

$$\mathbb{P}^Q \left\{ \frac{1}{m_n} \sum_{j=1}^{m_n} (Z_n^j)^\xi > \epsilon \right\} \rightarrow 0.$$

If $\bar{\Gamma}_{A_r}$ is nonempty and $\Gamma_{A_r}^o$ is empty, then the condition

$$\inf_{v \in \Gamma_{A_r}^o} \left\{ \int \xi \log \left(\frac{dq(y)}{dp(y)} \right) v(dy) + H(v|q) \right\} = \inf_{v \in \bar{\Gamma}_{A_r}} \left\{ \int \xi \log \left(\frac{dq(y)}{dp(y)} \right) v(dy) + H(v|q) \right\}$$

holds only when $\inf_{v \in \bar{\Gamma}_{A_r}} \left\{ \int \xi \log \left(\frac{dq(y)}{dp(y)} \right) v(dy) + H(v|q) \right\} = \infty$. In this case, the proof follows the same argument as when $\bar{\Gamma}_{A_r}$ is empty, so we omit the proof.

Now suppose that $\Gamma_{A_r}^o$ is not empty. We show that for any $\epsilon > 0$,

$$\mathbb{P}^Q \left\{ \left| -\frac{1}{n} \log \left(\frac{1}{m_n} \sum_{j=1}^{m_n} (Z_n^j)^\xi \right) - \bar{I}_\xi^Q(\Gamma_{A_r}) \right| > \epsilon \right\} \rightarrow 0$$

as $n \rightarrow \infty$. Note that

$$\begin{aligned} & \mathbb{P}^Q \left\{ \left| -\frac{1}{n} \log \left(\frac{1}{m_n} \sum_{j=1}^{m_n} (Z_n^j)^\xi \right) - \bar{I}_\xi^Q(\Gamma_{A_r}) \right| > \epsilon \right\} \\ &= \mathbb{P}^Q \left\{ \frac{1}{m_n} \sum_{j=1}^{m_n} (Z_n^j)^\xi < \exp \left(-n(\bar{I}_\xi^Q(\Gamma_{A_r}) + \epsilon) \right) \right\} \\ &+ \mathbb{P}^Q \left\{ \frac{1}{m_n} \sum_{j=1}^{m_n} (Z_n^j)^\xi > \exp \left(-n(\bar{I}_\xi^Q(\Gamma_{A_r}) - \epsilon) \right) \right\} \end{aligned} \quad (30)$$

We first consider the first term of (30). Pick $A_{r,\epsilon} \subset A_{r-\delta(\epsilon)}$ for a small $\delta(\epsilon) > 0$ so that $\bar{I}_\xi(\Gamma_{A_r}) < \bar{I}_\xi(\Gamma_{A_{r,\epsilon}}) < \bar{I}_\xi(\Gamma_{A_r}) + \epsilon$. This is possible because A_r is nonempty. For any set G , denote $L_n \mathbf{1}(S_n/n \in G)$ by $Z_n(G)$. (Recall that $Z_n = L_n \mathbf{1}(S_n/n \in A)$.) Then $\mathbb{E}(Z_n(A_{r,\epsilon}))^\xi > \exp \left(-n(\bar{I}_\xi^Q(\Gamma_{A_r}) + \epsilon) \right)$. Hence

$$\begin{aligned} & \mathbb{P}^Q \left\{ \frac{1}{m_n} \sum_{j=1}^{m_n} (Z_n^j)^\xi < \exp \left(-n(\bar{I}_\xi^Q(\Gamma_{A_r}) + \epsilon) \right) \right\} \\ & \leq \mathbb{P}^Q \left\{ \left| \frac{1}{m_n} \sum_{j=1}^{m_n} (Z_n^j(A_{r,\epsilon}))^\xi - \mathbb{E}^Q(Z_n(A_{r,\epsilon}))^\xi \right| > \mathbb{E}^Q(Z_n(A_{r,\epsilon}))^\xi - \exp \left(-n(\bar{I}_\xi^Q(\Gamma_{A_r}) + \epsilon) \right) \right\} \\ & \leq \frac{\frac{1}{m_n} \text{var}^Q[(Z_n(A_{r,\epsilon}))^\xi]}{\left\{ \mathbb{E}^Q(Z_n(A_{r,\epsilon}))^\xi - \exp \left(-n(\bar{I}_\xi^Q(\Gamma_{A_r}) + \epsilon) \right) \right\}^2} \end{aligned} \quad (31)$$

The last inequality follows from Chebyshev's inequality.

For the numerator of (31), note that

$$\begin{aligned} & \lim_{n \rightarrow \infty} \frac{1}{n} \log \left(\frac{1}{m_n} \text{var}^Q(Z_n(A_{r,\epsilon}))^\xi \right) \\ &= \lim_{n \rightarrow \infty} \frac{1}{n} \log \left(\frac{1}{m_n} \mathbb{E}^Q(Z_n(A_{r,\epsilon}))^{2\xi} \right) \\ &= -r - \bar{I}_{2\xi}^Q(\Gamma_{A_{r,\epsilon}}) \\ &= - \sup_{v \in \Gamma_{A_r}} I^Q(v) - \bar{I}_{2\xi}^Q(\Gamma_{A_{r,\epsilon}}) \\ &< - \sup_{v \in \Gamma_{A_{r,\epsilon}}} I^Q(v) - \bar{I}_{2\xi}^Q(\Gamma_{A_{r,\epsilon}}). \end{aligned}$$

The last inequality follows from the fact that $A_{r,\epsilon} \subset A_{r-\delta(\epsilon)}$. For the denominator of (31), note that

$$\begin{aligned} & \lim_{n \rightarrow \infty} \frac{1}{n} \log \left[\left\{ \mathbb{E}^Q(Z_n^j(A_{r,\epsilon}))^\xi - \exp \left(-n(\bar{I}_\xi^Q(\Gamma_{A_r}) + \epsilon) \right) \right\}^2 \right] \\ &= \lim_{n \rightarrow \infty} \frac{1}{n} \left\{ \mathbb{E}(Z_n(A_{r,\epsilon}))^\xi \right\}^2 \\ &= -2\bar{I}_\xi^Q(\Gamma_{A_{r,\epsilon}}). \end{aligned}$$

Therefore (31) becomes

$$\begin{aligned} & \lim_{n \rightarrow \infty} \frac{1}{n} \log \left[\mathbb{P}^Q \left\{ \frac{1}{m_n} \sum_{j=1}^{m_n} (Z_n^j)^\xi < \exp(-n(1+\epsilon)\bar{I}_\xi(\Gamma_{A_r})) \right\} \right] \\ & < - \sup_{v \in \Gamma_{A_r, \epsilon}} I^Q(v) - \inf_{v \in \Gamma_{A_r, \epsilon}} I_{2\xi}^Q(v) + \inf_{v \in \Gamma_{A_r, \epsilon}} 2I_\xi^Q(v) \end{aligned}$$

Therefore

$$\begin{aligned} & - \sup_{v \in \Gamma_{A_r, \epsilon}} I^Q(v) - \inf_{v \in \Gamma_{A_r, \epsilon}} I_{2\xi}^Q(v) + \inf_{v \in \Gamma_{A_r, \epsilon}} 2I_\xi^Q(v) \\ & = \inf_{v \in \Gamma_{A_r, \epsilon}} -I^Q(v) - \inf_{v \in \Gamma_{A_r, \epsilon}} I_{2\xi}^Q(v) + \inf_{v \in \Gamma_{A_r, \epsilon}} 2I_\xi^Q(v) \\ & \leq \inf_{v \in \Gamma_{A_r, \epsilon}} \left\{ -I^Q(v) + 2I_\xi^Q(v) \right\} - \inf_{v \in \Gamma_{A_r, \epsilon}} I_{2\xi}^Q(v) \\ & = \inf_{v \in \Gamma_{A_r, \epsilon}} \left\{ -I^Q(v) + 2I_\xi^Q(v) \right\} - \inf_{v \in \Gamma_{A_r, \epsilon}} I_{2\xi}^Q(v) \\ & = \inf_{v \in \Gamma_{A_r, \epsilon}} \left\{ -H(v|q) + 2 \left(\xi \int \log \left(\frac{dq(y)}{dp(y)} \right) v(dy) + H(v|q) \right) \right\} \\ & \quad - \inf_{v \in \Gamma_{A_r, \epsilon}} \left\{ 2\xi \int \log \left(\frac{dq(y)}{dp(y)} \right) v(dy) + H(v|q) \right\} \\ & = 0 \end{aligned} \tag{32}$$

so that (31) $\sim_{LD} \exp(\kappa n)$ for $\kappa < 0$. Therefore

$$\mathbb{P}^Q \left\{ \frac{1}{m_n} \sum_{j=1}^{m_n} Z_n^j < \exp \left(-n \left(\bar{I}^Q(\Gamma_{A_r}) + \epsilon \right) \right) \right\} \rightarrow 0$$

as $n \rightarrow \infty$.

Now we consider the second term of (30). For a small $\delta > 0$,

$$\begin{aligned} & \mathbb{P}^Q \left\{ \frac{1}{m_n} \sum_{j=1}^{m_n} (Z_n^j)^\xi > \exp(-n(\bar{I}^Q(\Gamma_{A_r}) - \epsilon)) \right\} \\ & \leq \mathbb{P}^Q \left\{ \frac{1}{m_n} \sum_{j=1}^{m_n} (Z_n^j(A_{r+\delta}))^\xi \geq \exp(-n(I_\xi^Q(\Gamma_{A_r}) - \epsilon)) \right\} \\ & \quad + \mathbb{P}^Q \left\{ \frac{1}{m_n} \sum_{j=1}^{m_n} (Z_n^j(A \setminus A_{r+\delta}))^\xi > 0 \right\} \end{aligned} \tag{33}$$

For the first term of (33), note that

$$\begin{aligned} & \mathbb{P}^Q \left\{ \frac{1}{m_n} \sum_{j=1}^{m_n} (Z_n^j(A_{r+\delta}))^\xi \geq \exp(-n(\bar{I}_\xi^Q(\Gamma_{A_r}) - \epsilon)) \right\} \\ & \leq \frac{\mathbb{E}^Q \left\{ \frac{1}{m_n} \sum_{j=1}^{m_n} (Z_n^j(A_{r+\delta}))^\xi \right\}^2}{\exp(-2n(\bar{I}_\xi^Q(\Gamma_{A_r}) - \epsilon))} \\ & \leq \frac{\frac{1}{m_n} \mathbb{E}^Q \left\{ (Z_n(A_{r+\delta}))^\xi \right\}^2}{\exp(-2n(\bar{I}_\xi^Q(\Gamma_{A_r}) - \epsilon))} \end{aligned} \tag{34}$$

For the numerator of (34), note that

$$\begin{aligned}
& \lim_{n \rightarrow \infty} \frac{1}{n} \log \left\{ \frac{1}{m_n} \mathbb{E}^Q (Z_n(A_{r+\delta}))^{2\xi} \right\} \\
&= -r - \bar{I}_{2\xi}^Q(\Gamma_{A_{r+\delta}}) \\
&= - \sup_{v \in \Gamma_{A_r}} I^Q(v) - \inf_{v \in \Gamma_{A_{r+\delta}}} I_{2\xi}^Q(v)
\end{aligned}$$

For the denominator of (34), note that

$$\begin{aligned}
& \lim_{n \rightarrow \infty} \frac{1}{n} \log \left\{ \exp \left(-2n(\bar{I}_\xi^Q(\Gamma_{A_r}) - \epsilon) \right) \right\} \\
&= -2\bar{I}_\xi^Q(\Gamma_{A_r}) + 2\epsilon \\
&= -2 \inf_{v \in \Gamma_{A_r}} I_\xi^Q(v) + 2\epsilon
\end{aligned}$$

Therefore (34) becomes

$$\begin{aligned}
& \lim_{n \rightarrow \infty} \frac{1}{n} \log \left[\mathbb{P}^Q \left\{ \frac{1}{m_n} \sum_{j=1}^{m_n} \left(Z_n^j(A_{r+\delta}) \right)^\xi \geq \exp \left(-n(\bar{I}_\xi^Q(\Gamma_{A_r}) - \epsilon) \right) \right\} \right] \\
&= - \sup_{v \in \Gamma_{A_r}} I^Q(v) - \inf_{v \in \Gamma_{A_{r+\delta}}} I_{2\xi}^Q(v) + 2 \inf_{v \in \Gamma_{A_r}} I_\xi^Q(v) - 2\epsilon
\end{aligned}$$

Note that $-\sup_{v \in \Gamma_{A_r}} I^Q(v) - \inf_{v \in \Gamma_{A_{r+\delta}}} I_{2\xi}^Q(v) + 2 \inf_{v \in \Gamma_{A_r}} I_\xi^Q(v) \leq 0$ for $\delta = 0$, using the same arguments used in (32).

Hence we can choose $\delta = \delta(\epsilon)$ so small that $-\sup_{v \in \Gamma_{A_r}} I^Q(v) - \inf_{v \in \Gamma_{A_{r+\delta}}} I_{2\xi}^Q(v) + 2 \inf_{v \in \Gamma_{A_r}} I_\xi^Q(v) - 2\epsilon < 0$. Then

$$\lim_{n \rightarrow \infty} \frac{1}{n} \log \left[\mathbb{P}^Q \left\{ \frac{1}{m_n} \sum_{j=1}^{m_n} \left(Z_n^j(A_{r+\delta}) \right)^\xi \geq \exp \left(-n(\bar{I}_\xi^Q(A_r) - \epsilon) \right) \right\} \right] \rightarrow 0$$

as $n \rightarrow \infty$.

Now for the second term of (33), note that

$$\begin{aligned}
& \mathbb{P}^Q \left\{ \frac{1}{m_n} \sum_{j=1}^{m_n} \left(Z_n^j(A \setminus A_{r+\delta}) \right)^\xi > 0 \right\} \\
&= \mathbb{P}^Q \{ S_n^j/n \in A \setminus A_{r+\delta} \text{ for some } j \in \{1, 2, \dots, m_n\} \} \\
&= \mathbb{E}^Q \mathbf{1} \{ S_n^j/n \in A \setminus A_{r+\delta} \text{ for some } j \in \{1, 2, \dots, m_n\} \} \\
&\leq \mathbb{E}^Q \sum_{j=1}^{m_n} \mathbf{1} \{ S_n/n \in A \setminus A_{r+\delta} \} \\
&= m_n \mathbb{P}^Q(S_n/n \in A \setminus A_{r+\delta}) \\
&\sim_{LD} \exp(rn) \exp(-n(r + \delta))
\end{aligned}$$

Therefore

$$\mathbb{P}^Q \left\{ \frac{1}{m_n} \sum_{j=1}^{m_n} \left(Z_n^j(A \setminus A_{r+\delta}) \right)^\xi > 0 \right\} \rightarrow 0 \quad \text{as } n \rightarrow \infty.$$

Finally we have

$$\mathbb{P}^Q \left\{ \left| -\frac{1}{n} \log \left(\frac{1}{m_n} \sum_{j=1}^{m_n} (Z_n^j)^\xi \right) - \bar{I}_\xi^Q(A_r) \right| > \epsilon \right\} \rightarrow 0.$$

This completes the proof. \square

PROOF OF THEOREM 4.1. Denote $A_r = A(r; Q) = \{x \in A : I^q(x) < r\}$. For the j th sample $X^{(j)} = (X_1^{(j)}, X_2^{(j)}, \dots, X_n^{(j)})$, let

$$S_n^{(j)} = \sum_{i=1}^n X_i^{(j)}$$

$$L_n^{(j)} = \prod_{i=1}^n \left(\frac{dp(X_i^{(j)})}{dq(X_i^{(j)})} \right)$$

and

$$\hat{\alpha}_{n,1} = \frac{1}{m_n} \sum_{j=1}^{m_n} L_n^{(j)} \mathbf{1} \left(S_n^{(j)} / n \in A_r \right)$$

$$\hat{\alpha}_{n,2} = \frac{1}{m_n} \sum_{j=1}^{m_n} L_n^{(j)} \mathbf{1} \left(S_n^{(j)} / n \in A \setminus A_r \right)$$

so that $\hat{\alpha}_n = \hat{\alpha}_{n,1} + \hat{\alpha}_{n,2}$. Also let $\alpha_{n,1} = \mathbb{P}(S_n/n \in A_r)$ and $\alpha_{n,2} = \mathbb{P}(S_n/n \in A \setminus A_r)$ so that $\alpha_n = \alpha_{n,1} + \alpha_{n,2}$. Then $\hat{\alpha}_{n,1}$ and $\hat{\alpha}_{n,2}$ are unbiased estimators of $\alpha_{n,1}$ and $\alpha_{n,2}$, respectively. Note that

$$\begin{aligned} \frac{1}{n} \log \left| \frac{\hat{\alpha}_n}{\alpha_n} - 1 \right| &= \frac{1}{n} \log \left| \frac{\hat{\alpha}_{n,1} + \hat{\alpha}_{n,2} - \alpha_{n,1} - \alpha_{n,2}}{\alpha_n} \right| \\ &= \frac{1}{n} \log \left| \left(\frac{\hat{\alpha}_{n,1}}{\alpha_{n,1}} - 1 \right) \frac{\alpha_{n,1}}{\alpha_n} + (\hat{\alpha}_{n,2} - \alpha_{n,2}) \frac{1}{\alpha_n} \right| \end{aligned}$$

We prove the Lindeberg's central limit theorem for $\frac{\hat{\alpha}_{n,1}}{\alpha_{n,1}} - 1$. Let

$$\begin{aligned} H_n &:= \frac{1}{\sigma_n \sqrt{m_n}} \sum_{j=1}^{m_n} \left(\frac{L_n^{(j)} \mathbf{1} \left(S_n^{(j)} / n \in A_r \right)}{\alpha_{n,1}} - m_n \right) \\ &= \frac{\sqrt{m_n}}{\sigma_n} \sum_{j=1}^{m_n} \left(\frac{\hat{\alpha}_{n,1}}{\alpha_{n,1}} - 1 \right) \end{aligned}$$

We show that $H_n \Rightarrow N(0, 1)$ where

$$\sigma_n^2 = \text{var} \left[\frac{L_n^{(1)} \mathbf{1} \left(S_n^{(1)} / n \in A_r \right)}{\alpha_{n,1}} \right]$$

Then the Lindeberg's condition is, for any $\epsilon > 0$ ([2], p. 369)

$$\lim_{n \rightarrow \infty} \frac{1}{\sigma_n^2} \mathbb{E} \left[\left(\frac{L_n^{(1)} \mathbf{1}(S_n^{(1)}/n \in A_r)}{\alpha_{n,1}} - 1 \right)^2 ; \left| \frac{L_n^{(1)} \mathbf{1}(S_n^{(1)}/n \in A_r)}{\alpha_{n,1}} - 1 \right| \geq \epsilon \sigma_n \sqrt{m_n} \right] = 0$$

Recall that

$$\begin{aligned} L_n \mathbf{1}(S_n/n \in A_r) &= \exp \left\{ \sum_{i=1}^n \log \left(\frac{dp(X_i)}{dq(X_i)} \right) \right\} \mathbf{1}(S_n/n \in A) \\ &= \exp \left\{ \int \log \left(\frac{dp(y)}{dq(y)} \right) \beta_n(dy) \right\} \mathbf{1}(S_n \in nA) \end{aligned}$$

where β_n is the empirical distribution of X_i 's of this sample. Let $g(v) = \int \log \left(\frac{dq(y)}{dp(y)} \right) v(dy)$ as before, so that

$$L_n = \exp(-ng(\beta_n))$$

Then, using Proposition 2, when $m_n \sim_{LD} \exp(rn)$ and as $n \rightarrow \infty$, the Lindeberg's condition $\left| \frac{L_n^{(1)} \mathbf{1}(S_n^{(1)}/n \in A_r)}{\alpha_{n,1}} - 1 \right| \geq \epsilon \sigma_n \sqrt{m_n}$ is equivalent to

$$-2g(\beta_n) \geq - \inf_{v \in \Gamma_r} \{2g(v) + H(v|q)\} + r$$

Note that

$$\begin{aligned} &- \inf_{v \in \Gamma_r} \{2g(v) + H(v|q)\} + r \\ &= - \inf_{v \in \Gamma_r} \{2g(v) + H(v|q) + r\} \\ &\geq - \inf_{v \in \Gamma_r} \{2g(v) + H(v|q) + H(v|q)\} \\ &= - \inf_{v \in \Gamma_r} 2g(v). \end{aligned}$$

If the equality does not hold, then clearly

$$\mathbb{P} \left\{ \left| \frac{L_n^{(1)} \mathbf{1}(S_n^{(1)}/n \in A_r)}{\alpha_{n,1}} - 1 \right| \geq \epsilon \sigma_n \sqrt{m_n} \right\} = 0$$

Now suppose that the equality holds and $\sup_{v \in \Gamma_r} 2g(v)$ is achieved at v^* . In order for the equality to hold, we should have $r = H(v^*|q)$. Then the probability of $2g(\beta_n) \leq \inf_{v \in \Gamma_r} 2g(v^*) \sim_{LD} \exp(-nH(v^*|q)) \sim_{LD} \exp(-nr)$. Because $r > 0$,

$$\mathbb{P} \left\{ \left| \frac{L_n^{(1)} \mathbf{1}(S_n^{(1)}/n \in A_r)}{\alpha_{n,1}} - 1 \right| \geq \epsilon \sigma_n \sqrt{m_n} \right\} = 0$$

as $n \rightarrow \infty$, implying the Lindeberg's condition holds. Therefore $H_n \Rightarrow N(0, 1)$.

Then for any fixed $0 < \delta < 1$, there exist z_1 and z_2 such that

$$\lim_{n \rightarrow \infty} \mathbb{P} \left[z_1 \frac{\sigma_n}{\sqrt{m_n}} < \left| \frac{\hat{\alpha}_{n,1}}{\alpha_{n,1}} - 1 \right| < z_2 \frac{\sigma_n}{\sqrt{m_n}} \right] = 1 - \delta$$

Now we take logs on each side and divide by n . Note that

$$\begin{aligned} \lim_{n \rightarrow \infty} \frac{1}{n} \log(\sigma_n) &= \sup_{v \in \Gamma} \left\{ \int \log \left(\frac{dp(y)}{dq(y)} \right) v(dy) - \frac{1}{2} H(v|q) \right\} \\ &= \sup_{v \in \Gamma} \left\{ \int \log \left(\frac{dp(y)}{dq(y)} \right) v(dy) - H(v|q) + \frac{1}{2} H(v|q) \right\} \\ &= \sup_{v \in \Gamma} \left\{ -H(v|p) + \frac{1}{2} H(v|q) \right\} \end{aligned} \quad (35)$$

so that

$$\frac{1}{n} \log \left| \frac{\hat{\alpha}_{n,1}}{\alpha_{n,1}} - 1 \right| \xrightarrow{P} \sup_{v \in \Gamma} \left\{ -H(v|p) + \frac{1}{2} H(v|q) \right\} - \frac{1}{2} r + \eta_1.$$

Therefore, we have

$$\frac{1}{n} \log \left| \left(\frac{\hat{\alpha}_{n,1}}{\alpha_{n,1}} - 1 \right) \frac{\alpha_{n,1}}{\alpha_n} \right| \xrightarrow{P} \sup_{v \in \Gamma} \left\{ -H(v|p) + \frac{1}{2} H(v|q) \right\} - \frac{1}{2} r + \bar{H}(\Gamma|p)$$

Now we consider the term $(\hat{\alpha}_{n,2} - \alpha_{n,2}) \frac{1}{\alpha_n}$. Because $\hat{\alpha}_{n,2} \xrightarrow{P} 0$, and $\lim_{n \rightarrow \infty} \frac{1}{n} \log \left| -\frac{\alpha_{n,2}}{\alpha_n} \right| = \sup_{v \in \Gamma \setminus \Gamma_r} -H(v|p) + \bar{I}(A)$, it follows that

$$\frac{1}{n} \log \left| (\hat{\alpha}_{n,2} - \alpha_{n,2}) \frac{1}{\alpha_n} \right| \xrightarrow{P} \sup_{v \in \Gamma \setminus \Gamma_r} -H(v|p) + \bar{I}(A)$$

It is easy to show that if $\frac{1}{n} \log(|u_n|) \xrightarrow{P} w_1$ and $\frac{1}{n} \log(|v_n|) \xrightarrow{P} w_2$, then $\frac{1}{n} \log(|u_n + v_n|) \xrightarrow{P} \max(w_1, w_2)$. Therefore, we have

$$\begin{aligned} &\lim_{n \rightarrow \infty} \frac{1}{n} \log \left| \left(\frac{\hat{\alpha}_{n,1}}{\alpha_{n,1}} - 1 \right) \frac{\alpha_{n,1}}{\alpha_n} + (\hat{\alpha}_{n,2} - \alpha_{n,2}) \frac{1}{\alpha_n} \right| \\ &= \max \left\{ \sup_{v \in \Gamma_r} \left\{ -H(v|p) + \frac{1}{2} H(v|q) \right\} - \frac{1}{2} r + \bar{I}(A), \sup_{v \in \Gamma \setminus \Gamma_r} -H(v|p) + \bar{I}(A) \right\} \\ &= - \inf_{v \in \Gamma_r} \left[H(v|p) + \frac{1}{2} (r - H(v|q))^+ \right] + \bar{I}(A) \end{aligned}$$

□

PROOF OF COROLLARY 4.2. Let $g(v) = \int \log \left(\frac{dq(y)}{dp(y)} \right) v(dy)$ as before. For notational convenience, denote $\inf_{v \in \Gamma} \{H(v|p)\}$ by $\bar{H}(\Gamma|p)$, and let $\mathcal{K}(\Gamma) = \{v : H(v|p) = \bar{H}(\Gamma|p)\}$. Note that under the importance measure q ,

$$\lim_{n \rightarrow \infty} \frac{1}{n} \log \left(\frac{\sqrt{\text{var}(Z_n)}}{\alpha_n} \right) = \sup_{v \in \Gamma} \left[g(v) - \frac{1}{2} H(v|q) \right] + \bar{H}(\Gamma|p).$$

Hence the logarithmic efficiency is equivalent to that $\sup_{v \in \Gamma} \left[g(v) - \frac{1}{2} H(v|q) \right] + \bar{H}(\Gamma|p) = 0$. Also note that $\text{LRA}(r) = \frac{1}{2} r$ for all $r > 0$ is equivalent to $\inf_{v \in \Gamma} \left[H(v|p) + \frac{1}{2} (r - H(v|q))^+ \right] = \bar{H}(\Gamma|p) + \frac{1}{2} r$ for all $r > 0$.

i) Necessity:

Suppose that the estimator is logarithmically efficient. Then $\lim_{n \rightarrow \infty} \frac{1}{n} \log \left(\frac{\sqrt{\text{var}(Z_n)}}{\alpha_n} \right) = 0$. Note that from Proposition

2,

$$\begin{aligned} \lim_{n \rightarrow \infty} \frac{1}{n} \log \left(\frac{\sqrt{\text{var}(Z_n)}}{\alpha_n} \right) &= \sup_{v \in \Gamma} \left[g(v) - \frac{1}{2} H(v|q) \right] + \inf_{v \in \Gamma} H(v|p) \\ &= \sup_{v \in \Gamma} \left[g(v) - \frac{1}{2} H(v|q) \right] - \sup_{v \in \Gamma} [g(v) - H(v|q)]. \end{aligned}$$

Therefore $\lim_{n \rightarrow \infty} \frac{1}{n} \log \left(\frac{\sqrt{\text{var}(Z_n)}}{\alpha_n} \right) = 0$ implies that $\sup_{v \in \Gamma} [g(v) - \frac{1}{2} H(v|q)]$ and $\sup_{v \in \Gamma} [g(v) - H(v|q)]$ should be achieved at the same v^* and $H(v^*|q) = 0$. Then, for v^* and all $r > 0$,

$$H(v^*|p) + \frac{1}{2} (r - H(v^*|q))^+ = H(v^*|p) + \frac{1}{2} r = \bar{H}(\Gamma|p) + \frac{1}{2} r$$

and

$$\begin{aligned} \inf_{v \in \Gamma} \left[H(v|p) + \frac{1}{2} (r - H(v|q))^+ \right] &\geq \inf_{v \in \Gamma} \left[H(v|p) + \frac{1}{2} (r - H(v|q)) \right] \\ &= \inf_{v \in \Gamma} \left[H(v|p) - \frac{1}{2} H(v|q) \right] + \frac{1}{2} r \\ &= \bar{H}(\Gamma|p) + \frac{1}{2} r. \end{aligned}$$

Thus $\text{LRA}(r) = \inf_{v \in \Gamma} [H(v|p) + \frac{1}{2} (r - H(v|q))^+] + \bar{H}(\Gamma|p)$ achieves its infimum at v^* , so $\text{LRA}(r) = \frac{1}{2} r$ for all $r > 0$, completing the proof.

ii) Sufficiency:

Suppose $\inf_{v \in \Gamma} [H(v|p) + \frac{1}{2} (r - H(v|q))^+] = \bar{H}(\Gamma|p) + \frac{1}{2} r$ for all $r > 0$. Note that for any $v^* \in \mathcal{K}(\Gamma)$,

$$H(v^*|p) + \frac{1}{2} (r - H(v^*|q))^+ \leq H(v^*|p) + \frac{1}{2} r = \bar{H}(\Gamma|p) + \frac{1}{2} r.$$

Hence $\inf_{v \in \Gamma} [H(v|p) + \frac{1}{2} (r - H(v|q))^+]$ should be achieved at some $v^* \in \mathcal{K}(\Gamma)$. Then $H(v^*|q) = 0$ from the definition of $\mathcal{K}(\Gamma)$, so that $[H(v^*|p) - \frac{1}{2} H(v^*|q)] - \bar{H}(\Gamma|p) = 0$. Because $-\inf_{v \in \Gamma} [H(v|p) - \frac{1}{2} H(v|q)] + \bar{H}(\Gamma|p) \geq 0$ (recall that this is the exponent of the relative standard deviation from (35)), $\inf_{v \in \Gamma} [H(v|p) - \frac{1}{2} H(v|q)] - \bar{H}(\Gamma|p) = 0$, completing the proof. \square

PROOF OF COROLLARY 4.3. Note that for $v \notin \Gamma_r$,

$$H(v|p) + \frac{1}{2} (r - H(v|q))^+ \geq H(v|p) + 0 = H(v|p) + \frac{1}{2} (r - H(v|p))^+.$$

Therefore for all $v \in \Gamma$,

$$H(v|p) + \frac{1}{2} (r - H(v|q))^+ \geq H(v|p) + \frac{1}{2} (r - H(v|p))^+,$$

hence

$$\inf_{x \in A} \left[H(v|p) + \frac{1}{2} (r - H(v|q))^+ \right] \geq \inf_{x \in A} \left[H(v|p) + \frac{1}{2} (r - H(v|p))^+ \right],$$

completing the proof. \square

References

- [1] Sergios Agapiou, Omiros Papaspiliopoulos, Daniel Sanz-Alonso, and Andrew M Stuart. 2017. Importance sampling: Intrinsic dimension and computational cost. *Statist. Sci.* (2017), 405–431.
- [2] P. Billingsley. 2008. *Probability and Measure*. Wiley-India.
- [3] Jose Blanchet and Henry Lam. 2012. State-dependent importance sampling for rare-event simulation: An overview and recent advances. *Surveys in Operations Research and Management Science* 17, 1 (2012), 38–59. <https://doi.org/10.1016/j.sorms.2011.09.002>
- [4] Sourav Chatterjee and Persi Diaconis. 2018. The sample size required in importance sampling. *The Annals of Applied Probability* 28, 2 (2018), 1099–1135.
- [5] Jihye Choi. 2014. *Small-sample behavior of importance sampling estimators*. Ph.D. Dissertation. Stanford University.
- [6] Imre Csiszar. 1984. Sanov Property, Generalized I-Projection and a Conditional Limit Theorem. *The Annals of Probability* 12, 3 (1984), pp. 768–793.
- [7] P.T. de Boer, D.P. Kroese, S. Mannor, and R.Y. Rubinstein. 2005. A Tutorial on the Cross-Entropy Method. *Annals of Operations Research* 134 (2005), 19–67.
- [8] A. Dembo and O. Zeitouni. 2009. *Large Deviations Techniques and Applications*. Springer, New York, NY.
- [9] P. Dupuis and R.S. Ellis. 1997. *A Weak Convergence Approach to the Theory of Large Deviations*. Vol. 313. Wiley-Interscience.
- [10] P.W. Glynn and D.L. Iglehart. 1989. Importance Sampling for Stochastic Simulations. *Management Science* 35, 11 (1989), 1367–1392.
- [11] P.W. Glynn, G. Rubino, and B. Tuffin. 2009. Robustness properties and confidence interval reliability issues. (2009).
- [12] Henrik Hult and Pierre Nyquist. 2016. Large deviations for weighted empirical measures arising in importance sampling. *Stochastic Processes and their Applications* 126, 1 (2016), 138–170.
- [13] D. P. Kroese, R. Y. Rubinstein, and P. W. Glynn. 2011. The Cross-Entropy Method for Estimation. *Handbook of Statistics* 31 (2011).
- [14] Pertti Mattila. 1999. *Geometry of sets and measures in Euclidean spaces: fractals and rectifiability*. Number 44. Cambridge university press.
- [15] Walter Rudin. 1991. *Functional Analysis*. Wiley Online Library.
- [16] J.S. Sadowsky and J.A. Bucklew. 1990. On large deviations theory and asymptotically efficient Monte Carlo estimation. *IEEE Transactions on Information Theory* 36, 3 (1990), 579 – 588.
- [17] J. S. Sadowsky. 1993. On the optimality and stability of exponential twisting in Monte Carlo estimation. *IEEE Transactions on Information Theory* 39, 1 (1993), 119–128.
- [18] B. Tuffin. 2004. On numerical problems in simulations of highly reliable Markovian systems. *Quantitative Evaluation of Systems, International Conference on* 0 (2004), 156–164.