

Access Paths for Efficient Ordering with Large Language Models

Fuheng Zhao¹, Jiayue Chen², Yiming Pan³, Tahseen Rabbani², Sohaib⁴

Divyakant Agrawal⁴, Amr El Abbadi⁴, Paritosh Aggarwal¹, Anupam Datta¹, Dimitris Tsirogiannis¹

{fuheng.zhao, paritosh.aggarwal, anupam.datta, d.tsirogiannis}@snowflake.com

{jiayuechen, trabbani}@uchicago.edu, yimingpan@ucla.edu, {sohaib, divyagrawal, amr}@ucsb.edu

¹Snowflake Inc. ²University of Chicago ³UC Los Angeles ⁴UC Santa Barbara

ABSTRACT

In this work, we present the LLM ORDER BY semantic operator as a logical abstraction and conduct a systematic study of its physical implementations. First, we propose several improvements to existing semantic sorting algorithms and introduce a semantic-aware external merge sort algorithm. Our extensive evaluation reveals that no single implementation offers universal optimality on all datasets. From our evaluations, we observe a general test-time scaling relationship between sorting cost and the ordering quality for comparison-based algorithms. Building on these insights, we design a budget-aware optimizer that utilizes heuristic rules, LLM-as-Judge evaluation, and consensus aggregation to dynamically select the near-optimal access path for LLM ORDER BY. In our extensive evaluations, our optimizer consistently achieves ranking accuracy on par with or superior to the best static methods across all benchmarks. We believe that this work provides foundational insights into the principled optimization of semantic operators essential for building robust, large-scale LLM-powered analytic systems.

PVLDB Reference Format:

Fuheng Zhao¹, Jiayue Chen², Yiming Pan³, Tahseen Rabbani², Sohaib⁴ and Divyakant Agrawal⁴, Amr El Abbadi⁴, Paritosh Aggarwal¹, Anupam Datta¹, Dimitris Tsirogiannis¹. Access Paths for Efficient Ordering with Large Language Models. PVLDB, 14(1): XXX-XXX, 2020.

doi:XX.XX/XXX.XX

PVLDB Artifact Availability:

The source code, data, and/or other artifacts have been made available at <https://github.com/ZhaoFuheng/OrderByLLM>.

1 INTRODUCTION

Recent advances in large language models (LLMs) have facilitated complex data processing, such as automatically translating natural language questions into SQL queries [15, 16, 19, 30, 73], powering autonomous problem-solving agents [22, 34, 44, 55, 57, 72, 74, 79], and introducing new declarative query languages with AI operators [2, 18, 52, 70, 71]. Building LLM declarative interface through semantic operators has also attracted significant attention from industry, with systems such as BigQuery ML [20], Snowflake AI SQL [2, 56], and Amazon Redshift’s user-defined functions [5] providing support for these capabilities.

In this work, we focus on the implementation of one specific LLM/AI semantic operator: LLM ORDER BY, commonly used for sorting or ranking. Sorting is a fundamental operation in data processing and underpins a wide range of analytical and decision-making tasks. LLM ORDER BY enables ranking items based on semantic signals, user preferences, or task-specific criteria that are difficult to capture with traditional methods. For example, in information retrieval, it is common to use LLMs to re-rank retrieved documents or passages based on the user’s question or preferences [76]. In the context of relational data processing, LLMs can be leveraged to rank selected rows based on attributes that are not explicitly stored in the relational table, such as inferred sentiment or other factual information [71, 75]. Let’s consider the following two concrete examples:

EXAMPLE 1.1. *A User provides a query and, after an initial index filter (e.g., BM25 [49]) on a large documents corpus, the user invokes the LLM ORDER BY operator to re-rank the retrieved subset. This approach allows the LLM to generate high quality ordered result based on a nuanced semantic understanding of the user’s query and preferences.*

```
SELECT p.id, p.text FROM (
  SELECT id, text FROM passages
  ORDER BY BM25(text, 'define bmt medical') DESC
  LIMIT 100 ) AS p
LLM_ORDER_BY(p.text, 'relevance to query: define bmt
medical') DESC LIMIT 10;
```

EXAMPLE 1.2. *A company wants to rank customer feedback based on specific criteria, such as product dissatisfactory or satisfactory level, and to improve its product based on the feedback. Because "dissatisfactory" or "satisfactory" is a subjective attribute, the data analyst can invoke the LLM ORDER BY operator to rank the customer feedback based on this specific criteria, requiring the LLM to highlight the subtle and nuanced levels of customer sentiment. This capability enables the company to directly address the most critical product pain points or capitalize on successful features.*

```
SELECT id, text FROM reviews
LLM_ORDER_BY(text, 'degree of positivity')
DESC LIMIT 10;
```

Given the importance of data ordering and ranking, researchers have explored a wide range of classical ideas in conjunction with LLMs. Prior works mainly study three classes of methods to implement sorting on top of LLMs: (i) pointwise sorting derives the value independently for each given key (e.g., passage relevance score, review sentiment score) [13, 51, 62, 71], (ii) pairwise sorting compares two keys and then determines the relative order between

This work is licensed under the Creative Commons BY-NC-ND 4.0 International License. Visit <https://creativecommons.org/licenses/by-nc-nd/4.0/> to view a copy of this license. For any use beyond those covered by this license, obtain permission by emailing info@vldb.org. Copyright is held by the owner/author(s). Publication rights licensed to the VLDB Endowment.

Proceedings of the VLDB Endowment, Vol. 14, No. 1 ISSN 2150-8097.
doi:XX.XX/XXX.XX

them [36, 48, 54], and (iii) listwise sorting considers an entire set of keys simultaneously to produce a ranked order [37, 58]. There is no clear consensus on which approach is best. For example, Lotus [45], a recent LLM-powered data processing system, implements LLM-based ordering using a pairwise approach with quicksort. BigQuery ML implements LLM-based ordering using a pointwise method [28]. Furthermore, on some benchmarks, researchers find listwise sorting often provide high accuracy [37, 47], and on other benchmarks, researchers find that pairwise sorting provide higher accuracy [48].

Thus, in this paper, we aim to address the following question: **Given a semantic LLM ORDER BY task and potentially a monetary budget, which algorithm should we use to maximize sorting accuracy?** Before answering this question, we first wonder if there exists a universal optimal approach which achieves the best quality for all given tasks and datasets. To this end, we implemented existing approaches, proposed new LLM-based sorting algorithms, and conducted a systematic evaluation of different approaches within a unified experimental framework across different tasks. We observe that no algorithm outperforms the others across all tasks. In some cases, pointwise method (often criticized for its limited accuracy [48]) can, in fact, achieve strong accuracy in certain scenarios, while pairwise and listwise approaches excel in others. This highlights the importance of tailoring the ranking strategy to the task setting rather than relying on a one-size-fits-all solution. Moreover, this suggests that the LLM Access Path¹ for all semantic operators should be carefully selected based on query characteristics and the underlying model and data. Although this paper does not aim to optimize the selection of the access path for all operators, we present an optimizer that determines a highly accurate sorting approach for the LLM ORDER BY the operator.

After thoroughly examining the efficiency–effectiveness trade-offs in the initial evaluations, we conjecture a scaling relationship between compute cost and quality in semantic sorting, where increased computational consistently correlate with higher quality results. Building upon this insight, we propose two distinct optimizer configurations for the LLM ORDER BY operator: an **optimistic** strategy, which leverages an LLM-as-Judge to evaluate candidate quality, and a **pessimistic** strategy, which utilizes Borda count [14] aggregation to derive a robust consensus. The optimistic LLM-as-Judge optimizer relies on direct reasoning to maximize accuracy on lighter tasks (e.g., review sentiment), and the pessimistic strategy employs consensus aggregation to ensure stability and outlier mitigation in complex, long-context scenarios (e.g., passage ranking).

To conclude, our contributions can be summarized as follows:

- We propose several improvements to existing semantic sorting algorithms as well as a new semantic sorting algorithm which is an adaptation to the classical two-way merge sort algorithm [53].
- With extensive performance and quality evaluations, we demonstrate that no single existing implementation is optimal for every semantic ordering task.
- Based on empirical data, we conjecture that LLM-based sorting obeys the test-time scaling law, which relates computational expenditure to output quality, forming a foundation for an intelligent optimizer.

- We design and implement a dynamic optimizer leveraging heuristics, LLM judgment, and consensus voting to maximize ranking quality within budget constraints.
- Our extensive experiments show that this adaptive approach outperforms single static algorithms across diverse benchmarks, successfully mitigating the performance volatility often associated with fixed strategies.

This paper is structured as follows: Section 2 provides background information on semantic sorting and establishes the notation. Section 3 reviews existing algorithms and introduces our proposed extensions, including the new semantic merge sort algorithm. Section 4 details our evaluation on two benchmarks, demonstrating that no single algorithm is universally optimal and quantifying the relationship between computational budget and accuracy. Section 5 introduces an optimizer that incorporates heuristic rules, LLM guidance, and consensus aggregation. Section 6 presents extensive experiments validating the effectiveness of our proposed optimizers. Finally, Section 7 concludes with a discussion of our findings.

2 PRELIMINARY

The **LLM ORDER BY** semantic operator takes as input a list of data points along with a ranking criterion and produces an ordered list. These data points may represent diverse items, such as documents, reviews, or database rows, while the ranking criterion specifies the basis for ordering such as the relevance to a user question. Unlike traditional database settings, where the ordering attribute is explicitly stored in the table, LLM-based ordering relies on semantic judgments or inferred attributes. For example, ranking passages by relevance to a user query necessitates reasoning about semantic similarity between the query and the passage, where traditional SQL is confined to sorting by predefined attributes.

Previous LLM sorting algorithms are typically designed for passage or document ranking and are commonly categorized as pointwise, pairwise, or listwise. In this paper, we adopt a slightly different terminology. We refer to pointwise methods as **value-based**, pairwise methods as **comparison-based**, and further divide listwise methods into two variants: **external value-based** and **external comparison-based**. The intuition is that listwise methods can be viewed as batching multiple data points: either batching the derivation of values for multiple data points (external value-based) or batching the determination of the correct permutation (external comparison-based) for multiple data points. Value-based ordering methods are commonly implemented in current LLM-powered analytic systems [28, 62, 71], typically excelling on benchmarks that test factual accuracy (e.g., ranking based on masked attributes of sports players’ height or celebrity’ birthday). On the other hand, systems like Lotus [45] employ comparison-based ordering for semantic ordering, achieving top-tier accuracy on sentence understanding tasks.

In our work, we focus on the semantic LLM ORDER BY operator and method of implementing the operator through standard generation APIs, treating the large language model as a semantic black box. In modern data infrastructures, models, whether proprietary or managed open-source, are predominantly exposed via high-level inference interfaces to abstract away the complexities of serving,

¹originating from classical data base systems [53]

Algorithm 1: Determine Batch Size for External Pointwise

Input: Dataset D , LLM function LLM , agreement threshold θ , maximum batch size M

$m \leftarrow 2$;

while $2m < |D|$ **and** $m < M$ **do**

$B_1 \leftarrow D[:m]$ // first m keys

$B_2 \leftarrow D[m+1:2m]$ // next m keys

$B_3 \leftarrow B_1 \cup B_2$ // combined batch of size $2m$

 Run LLM on B_1, B_2, B_3 to get V_1, V_2, V_3 ;

if any output invalid **then**

break;

 Merge $V_{12} = V_1 \cup V_2$;

 Compute agreement $\alpha = \#agree(V_{12}, V_3)/(2m)$;

if $\alpha \geq \theta$ **then** $m \leftarrow 2m$;

else return m ;

return m ;

hardware optimization, and security. Furthermore, emerging LLM-based analytical systems [34, 55, 60] increasingly rely on these standardized endpoints to ensure broad compatibility among different providers (e.g., OpenAI API [42], Snowflake Cortex API [56], LiteLLM [7]). Also, the monetary cost of using these models can be calculated directly using the use of input and output tokens.

3 METHODOLOGY

In this section, we review existing algorithms (e.g., standard pointwise, vanilla quicksort, and external bubble sort) and present our proposed optimizations: external pointwise, quick sort with majority voting, and semantic external merge sort.

3.1 Value-Based Ordering

In value-based ordering, the LLM assigns a score or a value to each key, and the final ranking is obtained by sorting the keys according to these values [40]. This approach is often the default implementation in many LLM-powered data systems [4, 18, 28, 71]. The value-based method requires $O(N)$ LLM function calls where N is the number of rows. Prompt Block 3.1 shows the template used to generate the relevance score for the passage ranking task.

To even further reduce the number of LLM function calls, a commonly used technique is to use the external pointwise approach, where m keys are batched into a single prompt and the model returns a list of m values. With the external pointwise approach, the number of LLM function calls becomes $O(N/m)$. In addition to reducing the number of function calls, an external pointwise method often leads to less monetary cost as well. This cost saving is achieved by sharing the instructional prefix for many keys in a batch rather than being repeated for every individual key, reducing the total number of input tokens. By amortizing the token cost of these instructions in all m items, the total number of input tokens billed is often reduced. Instead of providing a single key in Prompt 3.1, it will provide a list of keys and ask LLM to generate a list of values.

Algorithm 2: Vote Routine in Quick Sort

Input: $x, r_{\text{initial}}, \text{peers}, \text{peer_results}$

Output: Side L or G

$L_{\text{vote}}, G_{\text{vote}} \leftarrow 0, 0$;

if $r_{\text{initial}} = l$ **then**

$L_{\text{vote}} \leftarrow 1.5$

else

$G_{\text{vote}} \leftarrow 1.5$

for each (y, r_y) **in** $(\text{peers}, \text{peer_results})$ **do**

if $y \in L \wedge r_y = l$ **then**

$L_{\text{vote}} \leftarrow L_{\text{vote}} + 1$

if $y \in G \wedge r_y = g$ **then**

$G_{\text{vote}} \leftarrow G_{\text{vote}} + 1$

if $L_{\text{vote}} > G_{\text{vote}}$ **then return** L ;

else return G ;

Prompt Block 1: Prompt for Value-based Passage Ranking

You are given a question and a passage.

Evaluate how well the passage answers the question by assigning a float relevance score from 0.0 to {max_point}, where 0.0 is not relevant and {max_point} is perfectly relevant.

Question: {question}

Passage: {key}

However, determining an appropriate batch size remains an open challenge [10]. The batch size is not only constraint by the LLM’s context window but also has an effect on the model’s ability to maintain consistent quality across all items in the batch. We therefore propose a simple agreement-based procedure to adaptively choose the batch size for a given task. As shown in Algorithm 1, we start with a batch of two keys and repeatedly double the batch size as long as the model’s output of the individual key remains consistent between two separate batches of size m and one combined batch of size $2m$. We have added a local client-side LLM output cache. Repeated prompts with identical inputs are served directly from the cache, reducing redundant LLM function calls, and the number of LLM function calls in Algorithm 1 becomes $O(\log_2 m)$, where m is the batch size. Putting it together, we first make $O(\log_2 m)$ LLM calls to determine the appropriate batch size, and then perform $O(N/m)$ LLM calls to obtain the values for all keys.

3.2 Comparison-Based Ordering

In comparison-based ordering, the LLM is asked to directly compare two or more keys and decide the ranking order. Instead of assigning independent values to each key, the model outputs a permutation of the input keys. Compared to value-based ordering, comparison-based methods are typically more expensive, as the number of comparisons can grow quadratically with the number of keys in the worst case. Typically, researchers have implemented quick sort and bubble sort on top of the LLM comparators. For example, the external bubble sorting algorithm [58]² sorts m keys at a time and then advances by $\frac{m}{2}$ steps. It allows the model to repeatedly compare

²Also referred to as the Sliding Window Strategy

Algorithm 3: Quick Sort with Majority Voting

Input: Dataset D , sorter $\text{LLMSORT}(\cdot)$, votes $v \geq 1$
Output: Sorted Dataset S

if $|D| \leq 1$ **then**
 $\text{return } D$

Choose pivot $p \leftarrow D[1]$;
Initialize $L \leftarrow [], G \leftarrow []$ // final partitions
Initialize $L_{\text{initial}} \leftarrow [], G_{\text{initial}} \leftarrow []$
 $\mathcal{R} \leftarrow \{(x, \text{LLMSORT}(p, x)) \text{ for } x \in D[2:]\}$;
for each $(x, r) \in \mathcal{R}$ **do**
 if $r = l$ **then** $L_{\text{initial}} \leftarrow L_{\text{initial}} \cup \{x\}$;
 else $G_{\text{initial}} \leftarrow G_{\text{initial}} \cup \{x\}$;

for each $(x, r_{\text{initial}}) \in \mathcal{R}$ **do**
 // Select peer pool
 if $r_{\text{initial}} = l$ **then** $P \leftarrow G_{\text{initial}}$;
 else $P \leftarrow L_{\text{initial}}$;
 $\mathcal{Y} \leftarrow \text{SAMPLE}(P, v-1)$;
 $\text{peer_results} \leftarrow \{r_{\text{initial}}\} \cup \{\text{LLMSORT}(x, y) \mid y \in \mathcal{Y}\}$;
 if $\text{all}(\text{peer_results} = l)$ **then**
 $L \leftarrow L \cup \{x\}$;
 if $\text{all}(\text{peer_results} = g)$ **then**
 $G \leftarrow G \cup \{x\}$;
 Record $(x, r_{\text{initial}}, \mathcal{Y}, \text{peer_results})$ in \mathcal{R}' ;

while $|L| + |G| < |D| - 1$ **do**
 $\text{deadLock} \leftarrow \text{True}$;
 for each $(x, r_{\text{initial}}, \text{peers}, \text{peer_results})$ in \mathcal{R}' **do**
 if $x \in L \vee x \in G$ **then**
 continue
 if $\text{all}(\text{peers} \in L \cup G)$ **then**
 $\text{deadLock} \leftarrow \text{False}$;
 $\text{Alg } 2(x, r_{\text{initial}}, \text{peers}, \text{peer_results}) \cup \{x\}$;
 if deadLock **then**
 $\text{Alg } 2(x, r_{\text{initial}}, \text{peers}, \text{peer_results}) \cup \{x\}$;

$S_L \leftarrow \text{LLMQUICKSORT}(L, \text{LLMSORT}, v)$;
 $S_G \leftarrow \text{LLMQUICKSORT}(G, \text{LLMSORT}, v)$;
return $S_L \parallel [p] \parallel S_G$;

overlapping groups of keys (i.e., $\frac{m}{2}$ keys), so that $\frac{m}{2}$ items of higher rank gradually 'bubble up' in successive windows.

Prompt Block 2: Comparison Prompt for Passage Ranking

You are given a question and two passages. Determine which passage answers the question better.
Question: {question}
Passage A: {key1}
Passage B: {key2}

In this subsection, we introduce two new comparison-based algorithms: (i) **quick sort with majority voting** to improve sorting quality compared to vanilla quick sort, and (ii) an **LLM-based external merge sort** inspired by the classical two-way external merge sort to reduce cost compared to external bubble sort. Later

Algorithm 4: LLM External Merge Sort

Input: Dataset D , batch size m , sorter $\text{LLMSORT}(\cdot)$, two-way merger $\text{LLMMERGE}(\cdot)$

Phase 1: Run generation;
Partition D into chunks C_1, \dots, C_m of size at most m ;
for $i \leftarrow 1$ **to** m **do in parallel**
 $S_i \leftarrow \text{LLMSORT}(C_i)$ // listwise sorting
 $\text{Runs} \leftarrow [S_1, \dots, S_m]$;

Phase 2: Iterative merging;
while $|\text{Runs}| > 1$ **do**
 $\text{NewRuns} \leftarrow []$;
 for $i = 1, 3, 5, \dots, |\text{Runs}|$ **do**
 if $i + 1 \leq |\text{Runs}|$ **then**
 $S \leftarrow \text{LLMMERGE}(\text{Runs}[i], \text{Runs}[i+1], m)$
 // Algorithm 5
 append S to NewRuns ;
 else
 append $\text{Runs}[i]$ to NewRuns // odd run carried forward
 $\text{Runs} \leftarrow \text{NewRuns}$;

return $\text{Runs}[1]$ // final sorted sequence

in the evaluations, we empirically demonstrate the effectiveness of these methods, showing that our quick sort variant leads to better accuracy than vanilla quick sort and the external merge sort yields substantial cost savings.

As shown in Algorithm 3, LLM quick sort algorithm follows the classical divide-and-conquer strategy, and uses an LLM comparator (LLMSort) which takes in two keys and then determine the semantic order between these two keys. Prompt 2 shows the template used to generate the correct order between two passages. Unlike vanilla quick sort, which relies on a single comparison against the pivot to partition items, our approach improves robustness by validating the partition through majority voting. In this method, an item is compared not only with the pivot but also with a set of sampled 'peers'. The core intuition relies on transitivity: if a key x is less than the pivot p , it should logically be less than any item y that is greater than p . Items that achieve full consensus across all peer comparisons are partitioned immediately. Items with conflicting results are resolved iteratively; they wait until their peers are firmly classified into the Less (L) or Greater (G) sets, then a voting routine (Algorithm 2) determines their final placement. This ensures that high-confidence decisions anchor the partition structure before uncertain cases are resolved. Only when a deadlock occurs (i.e., no remaining unclassified items have fully classified peers), we trigger the voting routine immediately and utilize the current partial partitions to resolve the cyclic dependencies.

To address the limitation of high running cost in external bubble sort proposed in RankGPT [58], we propose a new semantic external merge sort approach inspired by the classical external merge sort approach [27]. As shown in Algorithm 4, our approach operates in two distinct phases. First, the Run Generation phase divides the input into chunks of size m , which are individually

Algorithm 5: LLM Two-Way Merge

Input: Sorted runs L_1, L_2 ; batch size m ; sorter $\text{LLMSORT}(\cdot)$
 $i \leftarrow 0, j \leftarrow 0$ // indices in L_1 and L_2
 $S \leftarrow []$;
 $h \leftarrow \max(\lfloor m/2 \rfloor, 1)$;
while $i < |L_1|$ **or** $j < |L_2|$ **do**
 if $i \geq |L_1| \vee j \geq |L_2|$ **then**
 \perp **append** ($i \geq |L_1| ? L_2[j:] : L_1[i:]$) **to** M ; **break**
 // Store h items from L_1 and L_2
 $B \leftarrow$ up to h items from $L_1[i:]$ and $L_2[j:]$;
 $R \leftarrow \text{LLMSORT}(B)$
 // Emit in order until one side is exhausted
 $e_1 \leftarrow 0, e_2 \leftarrow 0$;
 for each $x \in R$ **do**
 \perp **append** x **to** S ;
 if $x \in L_1$ **then** $e_1 \leftarrow e_1 + 1$;
 else $e_2 \leftarrow e_2 + 1$;
 if $e_1 = h$ **or** $e_2 = h$ **then**
 \perp **break**
 $i \leftarrow i + e_1, j \leftarrow j + e_2$;
return M

sorted using LLMSORT with Prompt 3 to derive the LLM-sorted permutation. Second, the Merge Phase (Algorithm 5) iteratively merge two sorted runs into one sorted run. The two-way merge operation employs a sliding-window mechanism: it buffers m keys ($m/2$ keys from each sorted run) for the LLMSORT to derive a partial ordering on this buffer. From this local ranking, we extract items and add them to the final output until the candidates from one of the input runs are exhausted within the current window. We must re-fill this buffer again before the next extraction. This is because we need to compare the unseen element from the exhausted run with the remaining items in the buffer to determine the total order. This process continues until one of the input runs is completely exhausted and the other input run is append to the final output; hence, we obtain a merged sorted run.

Prompt Block 3: External Comparison Prompt for Passage Ranking

You are given a question and a list of passages.
Rank the passages based on how well they answer the question
, from worst to best.
Question: {question}
Passages:
[1] {passage_1}
[2] {passage_2}
...

3.3 Limit K

A common usage pattern is to combine the **ORDER BY** clause with **LIMIT K**, where the user wants to retrieve the first K items from the sorted results. This pattern offers an additional opportunity to save the number of LLM invocations and costs. For example, the external

Algorithm	LLM Calls	
	Full Sort	Limit K
Pointwise	$O(N)$	$O(N)$
Ext Pointwise	$O(N/m)$	$O(N/m)$
Quick Sort (v)	$O(vN \log N)$	$O(v(N + K \log K))$
Ext Bubble	$O(N^2/m^2)$	$O(KN/m^2)$
Ext Merge	$O(\frac{N}{m}(1 + \log \frac{N}{m}))$	$O(\frac{N}{m}(2 + \log \frac{K}{m}))$

Table 1: LLM call complexity by algorithm, where N is the number of keys, m is batch size, and v is votes.

bubble sorting algorithm [58], effectively finding the first K sorted data points, reduces the number of calls to LLM from $O(N^2/m^2)$ to $O(KN/m^2)$. See Table 1 for the number of LLM function calls used in each algorithm in both full sort and LIMIT K . Let’s assume the user wants to retrieve the first K rows in descending order based on some criteria (e.g, retrieve the K most relevant passages to the user question). In quick sort, after it separate rows into L (lesser) and G (greater) lists comparing each row to the pivot and $v - 1$ validation samples, if G contains more than K rows, then only G need to be sorted and L can be discarded. This is also known as partial quick sort [38]. It can be seen as a quick select, which uses $O(N)$ comparisons to find the partition with K rows, and then apply quick sort on K rows. For External Merge Sort (Algorithm 4 and Algorithm 5), it still performs the run generation phase (i.e., generating a sorted run with m rows) and then perform 2-way merge. During the 2-way merge, if the merged list reaches K items, then it can discard all the rest. As a result, having the LIMIT K clause also reduces the number of invocations for external merge sort. For the first $O(\log \frac{K}{m})$ rounds, each run size will be less than K , and each round requires $O(\frac{N}{m})$ function calls. Once the run size reaches K , the behavior changes. For all subsequent rounds, we merge two runs of size K but strictly cap the output at K items (discarding the remaining K). As a result, the total number of items decrease by a factor of 2 for each round. Hence, the LLM function calls decrease from $\frac{N}{m}$, to $\frac{N}{2m}$, to $\frac{N}{4m}$, etc. This is a gemoetric sequence which is upper bound by $O(\frac{N}{m})$. The total LLM function calls can be approximated as $O(\frac{N}{m}(2 + \log \frac{K}{m}))$.

4 INITIAL EVALUATION

In this section, we evaluate our proposed algorithms alongside existing baselines on two different datasets. We report results in terms of both effectiveness (ranking quality) and cost (price), highlighting the trade-offs between value-based and comparison-based approaches. The main question we would like to answer in this section is that: **Is there a single sorting algorithm that always gives the best ranking quality?**

Datasets. The two dataset we used are:

- **NBA:** Contains 200 player names [43] to be ordered by height. In the semantic order by task, the height is masked, requiring the sort operation to be performed based solely on the player names.

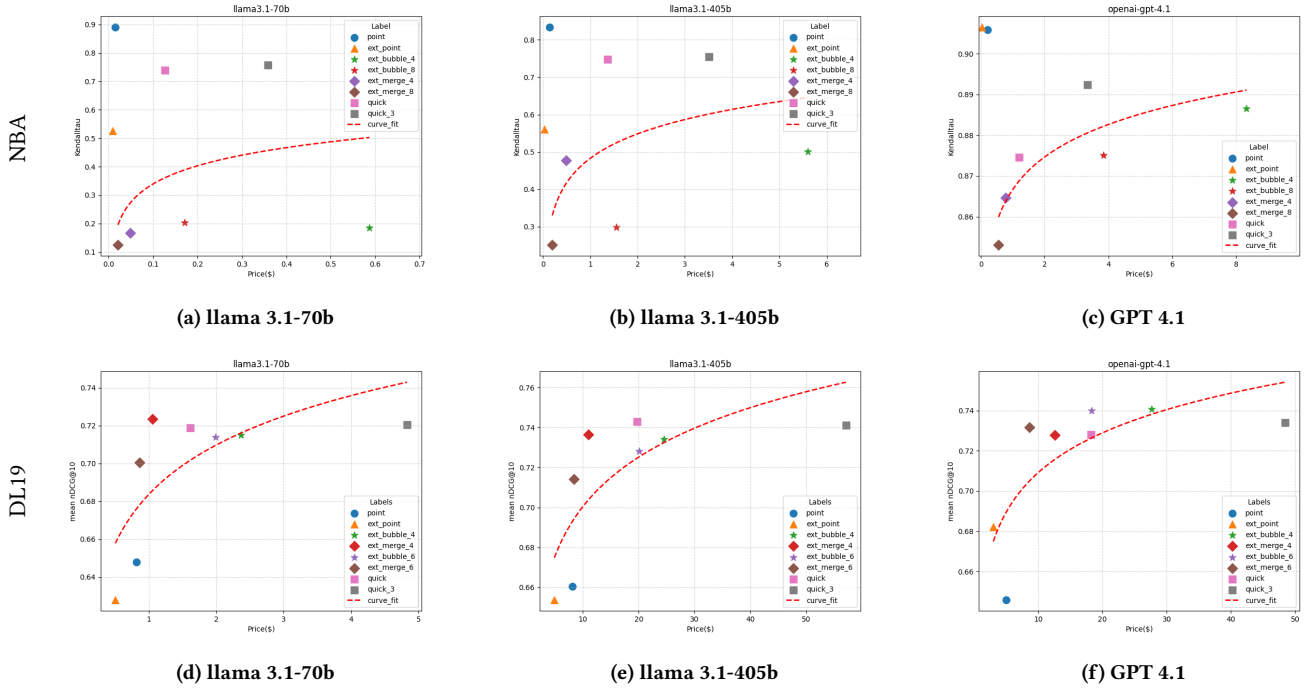


Figure 1: Sorting accuracy vs. the monetary budget (\$). While more budget generally leads to better accuracy, these figures often display a log-linear growth pattern (red curve), with accuracy increasing quickly at first before plateauing.

- DL19: TREC-DL19 is a widely used benchmark dataset in information retrieval literature [11]. The test sets contains 43 queries and 8.8 million passages. The goal is to rank the passages according to their relevance to each query.

4.1 Implementation and Metrics

In our experiments, all LLM models (Llama3.1-70b, Llama3.1-405b, and OpenAI GPT 4.1) are directly accessed through Snowflake Cortex REST API. For all experiments, we use the structured API and set the temperature to 0, which adopted greedy decoding to obtain the most deterministic outputs [41]. The input JSON schema was designed following the best practices of chain-of-thought prompting [65], as recommended in the OpenAI structured outputs guide [42]. All algorithms were implemented in Python. The pointwise [31] (*point*) and external pointwise (*ext_point*) methods uses the rating scale prompt from [77]; quick sort (*quick*) and our proposed quick sort with majority voting (*quick_3*) follow the prompt design in [37, 48]; and external bubble sort and our proposed external merge sort utilize the prompt from [58].

In evaluating sorted-ness on the NBA dataset, we adopt the well-established kendall’s tau metric [25]. It quantifies the correspondence between two rankings, with values near 1 indicating strong agreement and values near -1 indicating strong disagreement. In evaluating the sorted-ness on DL19, we adopt the standard *nDCG@10* metric [64]. In addition, we follow the convention of re-ranking the top 100 passages retrieved by BM25 for each query [49]. We directly use the pyserini toolkit [32] for BM25 retrieval. Normalized discounted cumulative gain (nDCG) yields values from 0.0

to 1.0, where higher values indicate rankings that are closer to the ideal order.

4.2 Observations

NBA Player Height Ranking. The first row in Figure 1 reports Kendall’s tau score comparing predicted orderings with the ground truth. Overall, the *value-based* approach emerges as the top-performing algorithm across three models. The pointwise method consistently achieves high accuracy on all models, whereas external pointwise has higher variance. With GPT-4.1, the pointwise and the external pointwise achieve 0.91 accuracy, while external pointwise is cheaper. We find that our adaptive batching strategy is more effective on GPT-4.1 than Llama 3.1; the latter exhibited higher error rate in adhering to JSON constraints (e.g., returning incorrect item counts) or JSON decode error. These observations align with the findings reported in [68] in which OpenAI models are better than Llama models at producing structured formats. The high accuracy achieved by pointwise method also suggests that these LLMs, when applied to factual data (highly likely part of its training corpus), benefit from directly inferring values since they have perhaps memorized the statistics. The comparison based approaches consistently under-perform. Even though we have added a chain-of-thought reasoning step in the input JSON schema, it fails to bridge the performance gap, suggesting that the model’s direct retrieval is simply more reliable than its explicit reasoning on these familiar data. While our proposed quick sort variant consistently outperforms the standard quick sort, other methods exhibit performance instability contingent on the model. For instance, external bubble

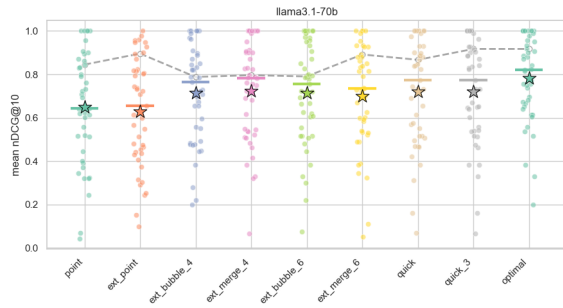


Figure 2: Accuracy distribution across algorithms for the LLaMA 3.1 70B model. Each dot represents a query; star markers denote the mean accuracy, and bars indicate the median.

sort and external merge sort perform similarly on Llama, but the former significantly outperforms the latter on GPT 4.1.

DL19 Passage Ranking. The second row of Figure 1 reports the evaluation of different algorithms in DL19. The x-axis is the dollar cost and the y-axis is the mean $nDCG@10$ across 43 queries (higher is better). For passage ranking tasks, comparison-based sorting algorithms excel. Our proposed semantic external merge sort and quick sort with majority voting consistently achieve the best mean $nDCG@10$. On the other hand, the value based approach performs worse for passage ranking. When the task is not centered on deriving factual information, value-based approaches are less effective, as they lack the comparative reasoning needed to capture subtle relevance signals. This phenomenon has also been observed in many prior works [37, 47].

Trade-off between Sorting Accuracy and Computation

Figure 1 illustrates the relationship between the accuracy of the sorting (Kendall’s tau $or nDCG@10$) and the price (calculated cost based on the input tokens and the output tokens consumed). In many cases, the curves follow a log-linear trend: accuracy improves rapidly with small increases in tokens, but quickly plateaus out as token usage grows. For the NBA dataset, the fitted curve excludes the pointwise and external pointwise approaches, as we suspect their strong performance stems from memorization of factual data (e.g., Wikipedia) rather than from generalizable reasoning ability. For DL19, the fitted curve includes all points. Although counterexamples to this hypothesis exist, the overall pattern suggests that more compute typically lead to improved sorting accuracy.

A universal best algorithm? It is clear that between NBA player height (factual data) ranking and DL19 (passage relevance) there is no single optimal algorithm. Next, we look into the different user queries (a total of 43 queries) contained in DL19. An example query is rank passages based on their relevance to *anthropological definition of environment*. Another example query is to rank based on relevance to *what is wifi vs bluetooth*.

Figure 2 demonstrate the accuracy distribution for each algorithm for the Llama 3.1-70b model. The star and short bar denotes the mean and the median, respectively. The x-axis is the different algorithms and the y-axis is the $nDCG@10$. The sorting accuracy can change drastically by using different algorithm. The dashed line tracks the accuracy for the query: *definition declaratory judgment*. It

demonstrates a case where both pointwise sort have better ranking quality than external bubble sort, despite the fact that the mean and median accuracy of pointwise sort are generally lower than those of external bubble sort. This highlights that, even within the same passage ranking benchmark, there is still no universally optimal algorithm across all queries. In a world where we know exactly which algorithm performs best for a given instance, we could leverage these specific strengths to maximize ranking effectiveness for every user query. The rightmost *optimal* algorithm in Figure 2 illustrates this scenario. It achieves a mean $nDCG@10$ of 0.779, outperforming (+0.056) the best single algorithm, external merge sort (batch size 4), which reached a mean $nDCG@10$ of 0.723.

There is no single optimal algorithm for all LLM Order By queries. For factual data, such as NBA player heights, pointwise method achieve high accuracy with minimal computation. For reasoning tasks like DL19 (43 queries), comparison-based algorithms such as our proposed external merge sort demonstrate high average accuracy. "Zooming into individual queries, we find that the optimal strategy is highly inconsistent. Since no single algorithm is universally optimal, the best strategy is to select one dynamically based on the query, LLM model, and data characteristics.

5 OPTIMIZER DESIGN: LLM-GUIDED AND PESSIMISTIC STRATEGIES

The primary challenge in designing an efficient optimizer for selecting the best physical sorting algorithm is both estimating ranking quality without exhaustively executing all algorithms on all data points and understanding the quality without ground truth labels. As a result, we look back at classical database query optimization literature [9, 17, 67]. A recurring trend is the reliance on a subset of data samples or data summaries to inform algorithmic decision-making. As a result, we build our optimizer by first sampling a subset of the data. Then, we can run several candidate algorithms in parallel, analyze the resulting performance (e.g., monetary cost and accuracy) metrics, and determine the near-optimal configuration. Although this dynamic approach sounds promising, implementing it in practice is extremely challenging due to the potential error introduced at the sampling step and the inherent difficulty of evaluating the quality of algorithms’ execution results.

5.1 Cost Estimation

Before diving into the design of our optimizer, we must first establish a methodology for monetary cost estimation. Unlike traditional database queries where the result is always 100% accurate, AI SQL queries have inherent quality and cost trade-offs. Often times, the user wants to obtain a high quality result constrained by a cost budget. As a result, our optimizer needs to select the algorithms that satisfy the user’s cost constraint.

Estimating the monetary cost for each algorithm (for fixed parameters) is relatively straightforward. In Table 1, we have written the number of LLM calls for each algorithm based on the number of input data points and algorithm parameters. After the sampling step, we run several algorithms in parallel and obtain their running costs. This empirical measurement is crucial, as it provides the actual running cost to calibrate the theoretical cost models. Specifically, we can directly scale the observed cost per LLM call

across the different algorithms and input sizes to accurately project the total expenditure for the original datasets. By the law of large numbers, the higher sample ratio will lead to lower estimation error. In our experimental section, we show that a small sample size can already provide very accurate monetary cost estimation.

EXAMPLE 5.1. Assume the original dataset contains 100 data points and the user want to obtain a fully sorted list based on some criteria. The cost for running the pointwise sorting algorithm on the sample of size 20 is \$0.2. Then our estimation on running the pointwise sorting algorithm over the entire dataset will be $\$0.1 \cdot \frac{100}{20} = \0.5 , since pointwise sort LLM calls scale linearly.

EXAMPLE 5.2. Assume the original dataset contains 100 data points and the user want to obtain a fully sorted list based on some criteria. The cost for running the external bubble sort algorithm with batch size of four on the sample of size 20 is \$0.15. Then our estimation on running the external bubble sort algorithm with batch size of four over the entire dataset will be $\$0.3 \cdot \frac{100^2/4^2}{20^2/4^2} = \3.75 , since external bubble sort LLM calls scale quadratically.

5.2 World Knowledge

In Section 4, we find that for ordering based on world knowledge tasks, LLMs (e.g., Llama 3.1 and OpenAI models) can directly recall factual data. The memorization of training corpora, such as Wikipedia, is an inherent characteristic of large language models and is essential for emergent reasoning abilities [8]. Furthermore, studies indicate that such memorization is strongly correlated with model performance on factual tasks [39, 63]. Consequently, the pointwise method achieves high accuracy with minimal cost. This observation explains why many LLM-powered analytic systems employ pointwise methods for ordering operations by default [28, 62, 71]. The derived values in pointwise method act as a direct and high-confidence probe of the model’s parametric memory. Motivated by this observation, the challenge for ordering based on world knowledge becomes: *Can we successfully identify whether the information needed to order the items is world knowledge already present in the LLM’s training corpus?* To address this question, we follow the methodology established in the field of membership inference in LLMs, and adopt the Inquiry Prompt from [66] as shown in Prompt 4, which has achieved high membership inference accuracy and relies only on the generation API. In the evaluations, we find that the Inquiry Prompt effectively distinguishes between memorized world knowledge and unknown entities.

Prompt Block 4: Inquiry Prompt

You have seen the following {criteria}: "{key}" in your training data?
If you have seen it, return 'Yes'. Otherwise, return 'No'.
Explain if you remember or recall it.

We run the inquiry on a sample of the input data and if 100% of the data points are identified as members of the training corpus, the optimizer automatically uses **pointwise** ranking strategy. We use a high and strict threshold because: we can always fall-back to using the LLM-as-Judge or consensus aggregation approach described later in this section. Although the pointwise method

excels in sorting based on factual knowledge, its effectiveness in general semantic ordering is fundamentally limited, as it lacks the relative comparative context inherent in comparison-based approaches. When applied to data outside the model’s parametric memory, the pointwise scoring can suffer from poor calibration. By enforcing a strict membership threshold, we ensure that this rule of using the pointwise method is implemented only when the model functions as a reliable knowledge retriever.

5.3 Candidate Algorithms

The optimizer is tasked with dynamically selecting one algorithm to execute the LLM ORDER BY operation. The initial candidates include all value-based and comparison-based algorithms. We note that within our candidate pool, comparison-based algorithms: external bubble sort and external merge sort—introduce a functional dependency on the configured *batch size*. While numerous valid batch size configurations exist, constrained only by the model’s context window, it is computationally too expensive to empirically explore every configuration. Hence, we leverage our main insight derived from Section 4: **higher computation generally leads to better accuracy**. This finding implies that to maximize the performance potential within a limited budget, we only need to explore the minimum viable batch size configuration for external comparison based algorithms, thereby ensuring the available budget is utilized toward the most promising algorithm candidate. To estimate the running price for each batch configuration, we perform a limited empirical sampling (monetary cost associated with a single LLM invocation on the number of batch size samples) and then extrapolate the total cost by scaling the observed cost per unit of work. This scaling factor is shown in Table 1.

For all algorithms, we first execute each algorithm on a small sample subset. We then project these costs to the full dataset size according to Table 1, filtering out any methods where the estimated expense violates the user-specified budget. This candidate algorithm selection phase offers flexibility and generalizability. When a new semantic sorting algorithm is proposed or discovered, integrating it into the optimizer merely requires determining its cost function (the LLM function call complexity shown in Table 1) and its minimum viable batch size (if applicable) to immediately include it in the competitive candidate pool.

The main challenge With a pool of strong candidate algorithms selected based on user-defined cost constraints, the remaining core task is to identify the best algorithm with respect to the quality of the ranking. Note that we always select a single algorithm from the candidate pool and run this algorithm over all data points once. To address the challenge of understanding the ranking quality, we introduce two distinct methodologies for measuring and evaluating the quality in the next two subsections.

5.4 LLM-as-Judge Optimizer

A common approach in evaluating complex tasks is the emergence of "LLM-as-a-Judge", where LLMs are employed as the evaluator. LLM-as-a-Judge approach has been adopted in many different domains [21]. In the context of database, the researcher has used LLM-as-a-Judge to evaluate LLM powered natural language to SQL

query translation [26, 72] and to evaluate LLM generated candidate query plans [24, 55].

Inspired by the previous success of using LLM as a Judge, we explore if we can also leverage an LLM to determine the best algorithm for a sorting task. We run all candidate algorithms on the sampled data. The resulting list of output rankings, each tagged with a unique candidate identifier, is then compiled and presented. The LLM Judge is subsequently tasked with evaluating this aggregate output and identifying the candidate identifier corresponding to the optimally sorted result for the given input. The prompt 5 shows the template used to generate the LLM Judge decision, which include the task instruction, the sampled keys, and the execution results of candidate algorithms. This chain-of-thought [69] prompt is designed in accordance with industry-standard evaluation frameworks such as TruLens [1].

Prompt Block 5: LLM-as-a-Judge Prompt

You are an EXPERT RANKED RESULT RATER. You are given a ranking criteria and a list of CANDIDATE RANKED RESULTS. Your task is to find the best ranked result which sort the input keys based on the ranking criteria.

keys: {keys}

Ranking criteria: {criteria}

CANDIDATE RANKED RESULTS: {rankings}

You should think step by step about the ranking and return the integer identifier of the best ranking.

5.5 Pessimistic Optimizer

Despite the success in the "LLM-as-a-Judge" paradigm, the reliability of LLM judge's decision remains a concern. LLM is known to be inherently subjective and has the potential for hallucination [29]. Moreover, the **fundamental limitation** associated with using a single static algorithm for all ranking queries (e.g., the pointwise in BigQuery or quick sort in Lotus) is the accuracy instability: excelling on one specific query while failing significantly on others due to the diverse reasoning requirements of semantic Order By.

Therefore, to mitigate risk and establish a near-optimal solution, we introduce the heuristic pessimistic optimizer. We adapt concepts from the collective voting literature [23, 50]. Specifically, we treat the ranking order produced by all comparison-based algorithms as a set of expressed preferences among the sorted order of items based on user defined criteria. Consequently, to aggregate these diverse 'votes' into a single, robust consensus ranking, we employ the Borda Count method [14], which assigns scores based on position to determine the overall collective preference.

We calculate the **Borda Count** score for each item to derive a **gold ranking** that represents the collective preference of the comparison-based algorithms. We then treat gold ranking as the proxy source of truth and use it to evaluate the ranking quality of all candidate algorithms. The algorithm whose output exhibits the highest correlation with this derived gold ranking is formally designated the heuristic optimal choice. Although value-based approaches are not used to derive the gold rank, their quality is assessed in selecting the heuristic optimal choice. The decision to not

include value-based approaches in deriving the gold ranking is that our observations (Section 4) and prior works [47, 78] have found for complex reasoning tasks (e.g., passage ranking), value-based methods significantly under-perform due to the lack of relative context and the tendency of LLMs to unstable scores. Since we have already filtered out the factual queries (where pointwise excels) using membership inference at, including uncalibrated value-based rankings in this stage would introduce detrimental noise into the consensus ranking.

6 EXPERIMENTS

We now present an evaluation of our proposed LLM-as-Judge and Heuristic optimizers (Section 5), building on top of value-based and comparison-based LLM sorting algorithms (Section 3). With systematic evaluation, we demonstrate that our proposed optimizer can achieve near-optimal accuracy through online evaluation.

6.1 Experimental Setup

Evaluation Datasets.

- (1) 2020 World Population [46]: It contains 200 regions and their population. The query is to order these countries by their population. Populations are masked.
- (2) TweetEval [6]: We use four specific sentiment categories from this benchmark: irony, hatefulness, positivity, and offensiveness. The query is to rank the highest 10 tweets by the intensity of the sentiment.
- (3) SembenchMovie Q9 [28]: Orders the movie review for *Ant-Man and the Wasp* by positivity. We slightly modified this query by adding the **DESC LIMIT 10** clause at the end. We adopt the same pointwise prompt presented in the paper for this query.
- (4) DL20 [12]: It contains 54 search queries associated with the MS MARCO passage corpus. The query is to re-order the top 100 candidate passages selected using BM25 [32] based on their relevance to the search query limit 10.

Evaluation Metrics. Similarly to the initial evaluation (Section 4), we use kendall's tau to measure the accuracy of the sorted list in world population, and use nDCG@10 for the rest. On both metrics, higher value (closer to 1.0) indicates better sorting quality.

Ranking Solutions. In this section, we compare our proposed optimizer against a comprehensive set of single-algorithm solutions. For the **value-based** category, we include both external pointwise and standard pointwise algorithms. The pointwise method serves as a key approach as it is implemented in academic prototype and utilized by BigQuery for LLM-based ordering [28, 71]. For the **comparison-based** category, we evaluate standard quick sort and external bubble sort, alongside with our proposed methods: quick sort with majority voting and external merge sort. We also note that Lotus [45] utilizes the quick sort method. The fundamental distinction between our proposed optimizer and these baselines is that: while single-algorithm solutions apply a static strategy regardless of the input, our optimizer dynamically selects the near-optimal algorithm at runtime.

Implementation Details. For all experiments in this section, we use Llama3.1-70b or Llama3.1-405b models directly accessed using Snowflake Cortex API. The temperature is set to 0 and the max

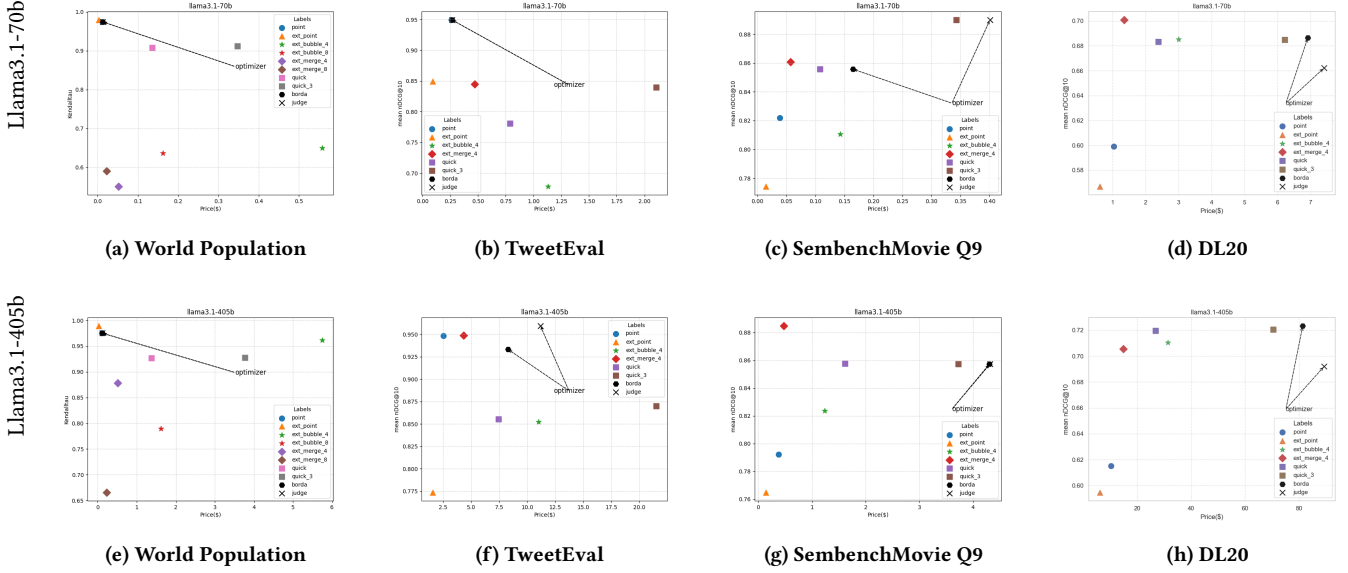


Figure 3: Sorting accuracy vs. the monetary budget (\$).

completion token is set to 10k. Unless specified, the sample size for both membership inference stage and running candidate algorithms is fixed to 20. For the LLM-as-Judge optimizer, the Judge backbone model is always Llama3.1-405b, which can better understand the long context with stronger reasoning ability than the smaller Llama3.1-70b model [3]. For measuring the candidate algorithm quality using the derived gold ranking in the heuristic optimizer, we use kendal’s tau for the world population benchmark, and $nDCG@10$ for others, reflecting their ranking objectives.

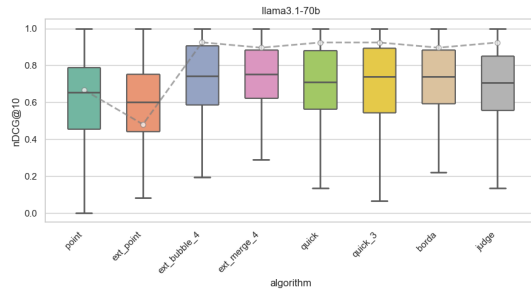
6.2 Optimizer Main Results

The main results of the evaluation are shown in Figure 3. The x-axis is the monetary costs and the y-axis is the ranking quality. In this set of experiments, we assume that the user does not specify a budget but the optimizer will need to decide on one algorithm and execute the algorithms on all data points.

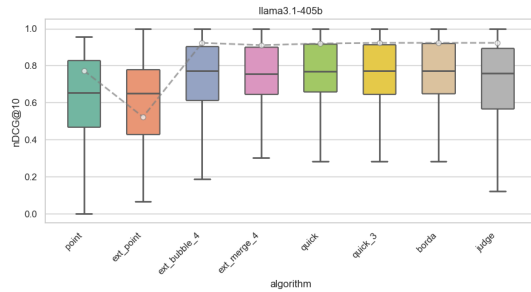
World Population Benchmark. In the world population benchmark, our optimizer using the inquiry prompt (Prompt 4) successfully identified that the world population are factual information contained in the models’ training data. For both Llama models, all 20 of the 20 evaluated samples were labeled as previously seen. As a result, the optimizer directly uses the pointwise method to achieve high accuracy: 0.974 on Llama3.1-70b and 0.975 on Llama3.1-405b. External pointwise has slightly higher accuracy, but as we have shown in Section 4, it is less stable. This observation also aligns with previous findings [10]. Compared to value-based algorithms, comparison-based approaches require a larger budget but yield lower accuracy for the factual query.

TweetEval Benchmark. The TweetEval benchmark comprises four queries and order based on four different sentiments. During the membership inference phase, for each sentiment category 20 out of 20 sampled (*tweet, category*) pairs are identified as contained in the training data by Llama-3.1-70b. As a result, the optimizer

directly uses pointwise method and achieved the highest accuracy. Using the Llama 3.1-405b model, for each of the four sentiment categories, membership inference phase identifies about 20% - 30% of the sampled (*tweet, category*) pairs as present in the training data. Hence, pointwise method is not automatically used for these four queries. Our proposed pessimistic optimizer scores an $nDCG@10$ of 0.933 at a cost of \$8.3, and our proposed LLM-as-Judge optimizer achieves 0.959 with a cost of \$11.17. The pointwise method and our proposed external merge sort achieve $nDCG@10$ of 0.948. Although the pessimistic optimizer falls slightly short of the empirical upper bound established by the best single algorithm (0.948), it shows a good **robustness**, selecting the optimal algorithm in 50% of the test cases (on the irony and positivity categories). Similarly, the LLM-guided optimizer also identifies the optimal strategy in 2 out of 4 cases (irony and offensiveness). Furthermore, it achieves a higher mean $nDCG@10$ (0.959) than any static single-algorithm approach. **SembenchMovie Q9.** The SembenchMovie Q9 benchmark consists of a single query. During the membership inference phase, approximately 25% of the movie reviews’ scores are identified as previously seen by the model, indicating a mixed reliability on parametric memory. On both Llama3.1-70b and Llama3.1-405b models, the optimizer correctly gravitates toward the high-accuracy region occupied by the comparison-based algorithms. In particular, on the Llama3.1-70b model. The LLM-as-Judge strategy achieves the highest overall $nDCG@10$, successfully identified the best algorithm. On the Llama3.1-405b model, both the LLM-as-Judge and Borda voting strategies selected the second-best algorithm from the candidate pool. Crucially, we observe that if one were to utilize the pointwise sorting algorithm, as currently adopted in the Sembenchmark baseline [28]—ranking accuracy would degrade significantly. **DL20.** The DL20 benchmark consists of 54 search queries. During the membership inference phase, we observe that only 0% – 20% of the sampled (*passage, query*) pairs are identified as previously seen



(a) Llama3.1-70b accuracy distribution on DL20



(b) Llama3.1-405b accuracy distribution on DL20

Figure 4: Llama models’ accuracy distribution on the DL20 across different algorithms and our proposed optimizers.

in the training data by both Llama 3.1 models. This low recognition rate indicates that for the vast majority of queries, the model cannot rely on memorized ground truth or parametric knowledge. Consequently, our proposed optimizer bypasses the pointwise shortcut and activates its dynamic evaluation protocols: it either employs an **LLM-guided** approach to assess the quality of algorithm outputs directly, or it derives a **Gold Ranking** (a proxy for ground truth constructed via Borda Count) to evaluate and select the optimal comparison-based sorting algorithm. As shown in Figure 3 (c) and (f), for the DL20 benchmark, the value-based approach consistently under-perform, validating our membership inference finding that these queries require reasoning rather than parametric recall.

Most notably on the Llama 3.1-405b model, our proposed **pessimistic optimizer** (labeled ‘borda’) demonstrates high robustness, achieving the highest nDCG@10 and effectively outperforming all static single-algorithm solutions (including quick sort and quick sort with majority voting). This indicates that the proxy gold list (using aggregated Borda Count) successfully highlights the underlying consensus ranking. We also observe that on the Llama 3.1-70b model, while the pessimistic optimizer does not surpass the **external merge sort**, it successfully achieves higher accuracy than all other single-algorithm solutions.

Conversely, the **LLM-as-Judge** optimizer (labeled ‘judge’), while competitive, falls short on this dataset. We attribute this to the **long-context limitation**: unlike the TweetEval tasks which involve short text, DL20 involves re-ranking long passages. When the LLM Judge is tasked with evaluating multiple full-length permutations

simultaneously, the excessive context window size likely induces “lost-in-the-middle” phenomena or attention degradation [35], rendering the Judge’s decision less reliable than the mathematical consensus of the pessimistic strategy.

To further comprehend the optimizer performance on the challenging DL20 benchmark, we analyze the accuracy distributions presented in the box plots of Figure 4. For the Llama 3.1-70b model, the pessimistic optimizer achieves a median nDCG@10 comparable to external merge sort, the best-performing single algorithm, but exhibits slightly higher variance, as indicated by the extended lower whisker. However, on the more capable Llama 3.1-405b model, the pessimistic optimizer demonstrates superior stability, combining a high median score with notably low variance. This trend suggests that the efficacy of Borda Count aggregation is positively correlated with model capability: as the underlying model generates stronger candidate rankings, the consensus signal becomes more robust. In contrast, although the LLM-as-Judge optimizer maintains a competitive median score, it exhibits higher variance across both models, as the judge’s accuracy distribution is significantly wider than that of the pessimistic approach.

6.3 Cost Estimation

Model	Algorithm	Est(\$)	True(\$)	Diff (\$)
Llama3.1-70b	point	.0107	.0109	-.0002
	ext point	.008	.003	.005
	quick	.113	.127	-.014
	quick 3	.320	.34	-.02
	ext bubble 4	.587	.557	.03
	ext merge 4	.037	.052	-.015
Llama3.1-405b	point	.103	.105	-.002
	ext point	.095	.027	.068
	quick	1.22	1.37	-.15
	quick 3	3.67	3.77	-.1
	ext bubble 4	6.06	5.75	.31
	ext merge 4	.422	.513	-.091

Table 2: Algorithms cost estimation with 20 samples. on World Population dataset

To ensure that the optimizer respects user-defined budget constraints, it is critical to accurately estimate the monetary cost of each candidate algorithm. Table 2 presents a comparison between our pre-execution cost estimates and the actual costs incurred on the World Population dataset using 20 samples. Across both Llama3.1 models, our cost model demonstrates high accuracy. For value-based algorithms, the estimation error is negligible. For comparison-based algorithms, the discrepancy also remains minimal, with the estimated cost consistently tracking the true cost within a small margin of error (e.g., a difference of only \$0.15 for quick sort on the Llama3.1-405b model). We note that the relative error is largely inconsequential, whereas the absolute error is critical. If an algorithm is underestimated by a large margin and the optimizer incorrectly chosen this prohibitively expensive strategy, this can lead to a direct violation of the user’s budget constraint.

6.4 With Budget Constraints

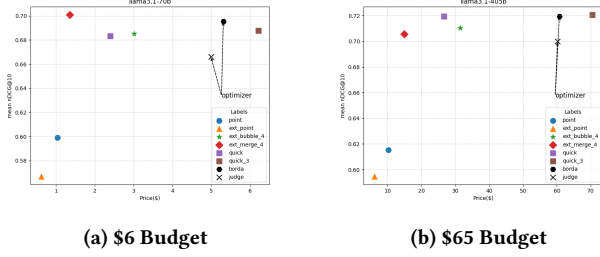


Figure 5: Limiting the optimizer budget to \$6 and \$70.

To evaluate the adaptability of the optimizer to financial constraints, we imposed strict budget limits of \$6 for the Llama3.1-70b and \$65 for the Llama 3.1-405b. These specific thresholds were chosen to test the system’s ability to filter out high-cost strategies, specifically quick sort with majority voting algorithm, which requires \$6.22 on the Llama3.1-70b and \$70.40 on the Llama3.1-405b. As illustrated in Figure 5, the optimizer successfully navigated these constraints. In both cases, it correctly uses budget less than the constraint. Furthermore, the pessimistic optimizer is table to acheive high accuracy. This demonstrates the optimizer’s capability to perform effective cost-aware pruning of the search space while maintaining high ranking quality.

Model	Samples	Borda	Judge	Oracle
70b	15	.685 ± .008	.655 ± .016	.683 ± .003
	20	.688 ± .003	.668 ± .008	.683 ± .005
	25	.692 ± .005	.670 ± .002	.683 ± .004
	30	.690 ± .008	.661 ± .015	.686 ± .010
405b	15	.719 ± .004	.679 ± .007	.702 ± .011
	20	.720 ± .003	.688 ± .012	.697 ± .011
	25	.714 ± .007	.694 ± .009	.702 ± .009
	30	.711 ± .006	.691 ± .007	.700 ± .007

Table 3: Sample Size on DL20 with no budget constraint

6.5 Sample Size Sensitivity

Determining the optimal sample size for execution-based optimization is a non-trivial challenge. In Table 3, using DL20, we evaluate the ranking accuracy (nDCG@10) across varying sample sizes for our proposed optimizers, Borda Count aggregation (Pessimistic) and LLM-as-Judge (Optimistic), alongside with ‘Oracle’ approach. These three approaches use the same set of samples and we report the mean and standard deviation with three runs. The oracle approach represents the performance achievable if the optimizer had access to ground truth relevance labels to select the best algorithm based on the sample execution. We expected the oracle approach to serve as an empirical upper bound.

Interestingly, we observe that for all sample sizes and models, our proposed consensus aggregation with Borda Count consistently achieves the highest mean nDCG@10 with minimal standard

deviation. This counter-intuitive result suggests that algorithm’s execution on small random samples may introduce stochastic noise or outliers that diverge from the full dataset’s distribution, causing the Oracle to overfit to the specific sample rather than selecting the algorithm that generalizes best to the entire corpus. In contrast, the Borda Count aggregates relative preferences across all candidate algorithms, effectively identifying a proxy ranking list that generalizes more robustly to the full dataset. The LLM-as-Judge approach provides a strong baseline, yet falls short of the consensus aggregation and Oracle, likely due to the inherent challenge of determining the quality of rankings from long contexts.

6.6 Summary

The optimistic LLM-as-Judge strategy excels at selecting the optimal algorithm for short-text tasks, leveraging its reasoning capabilities to identify fine-grained distinctions. However, on the challenging DL20 benchmark involving long passages, the Judge exhibits significant performance variance, likely due to context window limitations and information overload. The pessimistic Borda Count aggregation strategy demonstrates superior robustness. Although voting mechanisms may obscure the peak performance of a single optimal candidate through averaging effects, they concurrently mitigate the impact of low-quality outliers and hence select a more stable and robust candidate. Moreover, this aggregation strategy scales positively with model capability; on the Llama 3.1-405b model, the Borda count aggregation optimizer achieves a high mean nDCG@10 score on DL20, and outperforms any single static algorithm.

7 DISCUSSION

In this work, we presented the LLM ORDER BY semantic operator and systematically studied its physical implementations. We introduced several new algorithmic designs to improve existing semantic sorting algorithms and introduce the new external-merge semantic sort. Through a unified experimental framework across diverse sorting tasks, we demonstrated that no single access path is universally optimal. Instead, the effectiveness of an implementation depends strongly on the query characteristics and the underlying data, highlighting the importance of adaptive access-path selection in practice. We also empirically observe a test-time scaling phenomena on the semantic LLM ORDER BY operator between compute cost and ordering quality, offering a principled heuristic rule in choosing the external comparison-based candidate algorithms.

While existing systems often rely on static execution strategies for semantic Order By, these static approaches fail to adapt to different query tasks. To address this limitation, we introduce a dynamic optimizer that selects near-optimal physical implementations on the fly. Using heuristic rules, consensus aggregation, and LLM judgment, our approach successfully navigates the trade-off between accuracy and cost, consistently achieving performance superior to or on par with the best fixed single algorithm approach, thereby establishing a new standard for efficient LLM-based sorting. In future work, we plan to expand the capability of our optimizer to support other operators, such as semantic JOIN [59, 60], Extract [33, 61], and Filter [56].

REFERENCES

- [1] [n.d.]. TruLens: Evals and Tracing for LLMs and Agents. <https://www.trulens.org/>. Accessed: 2025-11-25.
- [2] Paritosh Aggarwal, Bowei Chen, Anupam Datta, Benjamin Han, Boxin Jiang, Nitish Jindal, Zihan Li, Aaron Lin, Pawel Liskowski, Jay Tayade, Dimitris Tsirogiannis, Nathan Wiegand, and Weicheng Zhao. 2025. Cortex AISQL: A Production SQL Engine for Unstructured Data. arXiv:2511.07663 [cs.DB] <https://arxiv.org/abs/2511.07663>
- [3] Meta AI. 2024. Llama 3.1: Multilingual, Long-Context Large Language Models (8 B, 70 B, 405 B). <https://ai.meta.com/blog/meta-llama-3-1/>. Accessed: 2025-11-24.
- [4] Ashwin Alaparthi, Paul Loh, and Ryan Marcus. 2025. ScaleLLM: A Technique for Scalable LLM-augmented Data Systems. In *Companion of the 2025 International Conference on Management of Data*. 11–14.
- [5] Amazon Web Services. 2024. Bringing Generative AI to the Data Warehouse with Amazon Bedrock and Amazon Redshift. <https://repost.aws/articles/ARjszLMEepRti6xoM-0fsBmw/bringing-generative-ai-to-the-data-warehouse-with-amazon-bedrock-and-amazon-redshift> AWS re:Post article; accessed: 2025-08-17.
- [6] Francesco Barbieri, Jose Camacho-Collados, Luis Espinosa-Anke, and Leonardo Neves. 2020. TweetEval: Unified Benchmark and Comparative Evaluation for Tweet Classification. In *Findings of the Association for Computational Linguistics: EMNLP 2020*. Association for Computational Linguistics, 1644–1650. <https://doi.org/10.18653/v1/2020.findings-emnlp.148>
- [7] BerriAI. 2025. LiteLLM: Python SDK and proxy server for calling 100+ LLM APIs. GitHub repository. <https://github.com/BerriAI/litellm> Accessed: 2025-11-28.
- [8] Gavin Brown, Mark Bun, Vitaly Feldman, Adam Smith, and Kunal Talwar. 2021. When is memorization of irrelevant training data necessary for high-accuracy learning?. In *Proceedings of the 33rd Annual ACM SIGACT Symposium on Theory of Computing (STOC '21)*. ACM, 123–132. <https://doi.org/10.1145/3406325.3451131>
- [9] Yu Chen, Ke Yi, Jun Zhang, and Guoliang Li. 2006. Two-Level Sampling for Join Size Estimation. In *Proceedings of the 2006 ACM SIGMOD International Conference on Management of Data (SIGMOD '06)*. ACM, Chicago, Illinois, USA, 759–770. <https://doi.org/10.1145/1142473.1142571>
- [10] Zhoujun Cheng, Jungo Kasai, and Tao Yu. 2023. Batch Prompting: Efficient Inference with Large Language Model APIs. arXiv:2301.08721 [cs.CL] <https://arxiv.org/abs/2301.08721>
- [11] Nick Craswell, Bhaskar Mitra, Emine Yilmaz, Daniel Campos, and Ellen M. Voorhees. 2020. Overview of the TREC 2019 deep learning track. *CoRR* abs/2003.07820 (2020). arXiv:2003.07820 <https://arxiv.org/abs/2003.07820>
- [12] Nick Craswell, Bhaskar Mitra, Emine Yilmaz, Daniel Campos, Ellen M. Voorhees, and Ian Soboroff. 2021. TREC Deep Learning Track: Reusable Test Collections in the Large Data Regime. In *Proceedings of the 44th International ACM SIGIR Conference on Research and Development in Information Retrieval (SIGIR '21)*. ACM, 2369–2375. <https://doi.org/10.1145/3404835.3463249>
- [13] Andrew Drozdov, Honglei Zhuang, Zhuyun Dai, Zhen Qin, Razieh Rahimi, Xuanhui Wang, Dana Alon, Mohit Iyyer, Andrew McCallum, Donald Metzler, et al. 2023. Parade: Passage ranking using demonstrations with large language models. *arXiv preprint arXiv:2310.14408* (2023).
- [14] Peter Emerson. 2013. The original Borda count and partial voting. *Social Choice and Welfare* 40, 2 (2013), 353–358. <https://doi.org/10.1007/s00355-011-0603-9>
- [15] Avriella Floratou, Fotis Psallidas, Fuheng Zhao, Shaleen Deep, Gunther Haglreither, Wangda Tan, Joyce Cahoon, Rana Alotaibi, Jordan Henkel, Abhik Singla, et al. 2024. NL2sql is a solved problem... not!. In *CIDR*.
- [16] Dawei Gao, Haibin Wang, Yaliang Li, Xiuyu Sun, Yichen Qian, Bolin Ding, and Jingren Zhou. 2023. Text-to-sql empowered by large language models: A benchmark evaluation. *arXiv preprint arXiv:2308.15363* (2023).
- [17] Phillip B. Gibbons and Yossi Matias. 1998. New Sampling-Based Summary Statistics for Improving Approximate Query Answers. In *Proceedings of the 1998 ACM SIGMOD International Conference on Management of Data (SIGMOD '98)*. ACM, Seattle, Washington, USA, 331–342. <https://doi.org/10.1145/276304.276346>
- [18] Parker Glenn, Parag Pravin Dakle, Liang Wang, and Preethi Raghavan. 2024. Blendsql: A scalable dialect for unifying hybrid question answering in relational algebra. *arXiv preprint arXiv:2402.17882* (2024).
- [19] Yue Gong, Chuan Lei, Xiao Qin, Kapil Vaidya, Balakrishnan Narayanaswamy, and Tim Kraska. 2025. SQLens: An End-to-End Framework for Error Detection and Correction in Text-to-SQL. *arXiv preprint arXiv:2506.04494* (2025).
- [20] Google Cloud. 2025. Introduction to AI and ML in BigQuery. <https://cloud.google.com/bigquery/docs/bqml-introduction> Accessed: 2025-08-17.
- [21] Jiawei Gu, Xuhui Jiang, Zhichao Shi, Hexiang Tan, Xuehao Zhai, Chengjin Xu, Wei Li, Yinghan Shen, Shengjie Ma, Honghao Liu, Saizhuo Wang, Kun Zhang, Yuanzhuo Wang, Wen Gao, Lionel Ni, and Jian Guo. 2025. A Survey on LLM-as-a-Judge. arXiv:2411.15594 [cs.CL] <https://arxiv.org/abs/2411.15594>
- [22] Zijian He, Reyna Abhyankar, Vikrant Srivatsa, and Yiyang Zhang. 2025. Cognify: Supercharging gen-ai workflows with hierarchical autotuning. In *Proceedings of the 31st ACM SIGKDD Conference on Knowledge Discovery and Data Mining V. 2*. 932–943.
- [23] Steven Heilman. 2022. Noise Stability of Ranked Choice Voting. arXiv:2209.11183 [cs.GT] <https://arxiv.org/abs/2209.11183>
- [24] Daomin Ji, Hui Luo, Zhifeng Bao, and Shane Culpepper. 2025. Table integration in data lakes unleashed: pairwise integrability judgment, integrable set discovery, and multi-tuple conflict resolution. *The VLDB Journal* 34, 36 (2025). <https://doi.org/10.1007/s00778-025-00917-9>
- [25] Maurice G Kendall. 1938. A new measure of rank correlation. *Biometrika* 30, 1-2 (1938), 81–93.
- [26] Heegyu Kim, Taeyang Jeon, Seunghwan Choi, Seungtaek Choi, and Hyunsouk Cho. 2024. FLEX: Expert-level False-Less EXecution Metric for Reliable Text-to-SQL Benchmark. arXiv:2409.19014 [cs.CL] <https://arxiv.org/abs/2409.19014>
- [27] Donald E. Knuth. 1997. *The Art of Computer Programming* (3 ed.). Vol. 1. Addison-Wesley, Reading, MA.
- [28] Jiale Lao, Andreas Zimmerer, Olga Ovcharenko, Tianji Cong, Matthew Russo, Gerardo Vitagliano, Michael Cochez, Fatma Özcan, Gautam Gupta, Thibaud Hottelier, H. V. Jagadish, Kris Kissel, Sebastian Schelter, Andreas Kipf, and Immanuel Trummer. 2025. SemBench: A Benchmark for Semantic Query Processing Engines. arXiv:2511.01716 [cs.DB] <https://arxiv.org/abs/2511.01716>
- [29] Dawei Li, Zhen Tan, Chengshuai Zhao, Bohan Jiang, Baixiang Huang, Pingchuan Ma, Abdullah Alnaibari, Kai Shu, and Huan Liu. 2024. From Generation to Judgment: Opportunities and Challenges of LLM-as-a-judge. *arXiv preprint abs/2411.16594* (2024). <https://arxiv.org/abs/2411.16594>
- [30] Jinyang Li, Binyuan Hui, Ge Qu, Jiaxi Yang, Binhua Li, Bowen Li, Bailin Wang, Bowen Qin, Ruiying Geng, Nan Huo, et al. 2023. Can llm already serve as a database interface? a big bench for large-scale database grounded text-to-sqls. *Advances in Neural Information Processing Systems* 36 (2023), 42330–42357.
- [31] Percy Liang, Rishi Bommasani, Tony Lee, Dimitris Tsipras, Dilara Soylu, Michihiro Yasunaga, Yian Zhang, Deepak Narayanan, Yuhuai Wu, Ananya Kumar, et al. 2022. Holistic evaluation of language models. *arXiv preprint arXiv:2211.09110* (2022).
- [32] Jimmy Lin, Xueguang Ma, Sheng-Chieh Lin, Jheng-Hong Yang, Ronak Pradeep, and Rodrigo Nogueira. 2021. Pyserini: A Python Toolkit for Reproducible Information Retrieval Research with Sparse and Dense Representations. In *Proceedings of the 44th International ACM SIGIR Conference on Research and Development in Information Retrieval (SIGIR)*.
- [33] Yiming Lin, Mawil Hasan, Rohan Kosalge, Alvin Cheung, and Aditya G. Parameswaran. 2025. TWIX: Automatically Reconstructing Structured Data from Templated Documents. arXiv:2501.06659 [cs.DB] <https://arxiv.org/abs/2501.06659>
- [34] Chunwei Liu, Matthew Russo, Michael Cafarella, Lei Cao, Peter Baile Chen, Zui Chen, Michael Franklin, Tim Kraska, Samuel Madden, Rana Shahout, et al. 2025. Palimpsest: Optimizing ai-powered analytics with declarative query processing. In *Proceedings of the Conference on Innovative Database Research (CIDR)*. 2.
- [35] Nelson F. Liu, Kevin Lin, John Hewitt, Ashwin Paranjape, Michele Bevilacqua, Fabio Petroni, and Percy Liang. 2023. Lost in the Middle: How Language Models Use Long Contexts. arXiv:2307.03172 [cs.CL] <https://arxiv.org/abs/2307.03172>
- [36] Jian Luo, Xuanang Chen, Ben He, and Le Sun. 2024. Prp-graph: Pairwise ranking prompting to llms with graph aggregation for effective text re-ranking. In *Proceedings of the 62nd Annual Meeting of the Association for Computational Linguistics (Volume 1: Long Papers)*. 5766–5776.
- [37] Xueguang Ma, Xinyu Zhang, Ronak Pradeep, and Jimmy Lin. 2023. Zero-shot listwise document reranking with a large language model. *arXiv preprint arXiv:2305.02156* (2023).
- [38] Conrado Martínez. 2004. Partial Quicksort. In *Proceedings of the 6th Workshop on Algorithm Engineering and Experiments and the 1st Workshop on Analytic Combinatorics and Combinatorics (ALENEX/ANALCO)*. SIAM, New Orleans, LA, USA, 1–8.
- [39] John X. Morris, Chawin Sitawarin, Chuan Guo, Narine Kokhlikyan, G. Edward Suh, Alexander M. Rush, Kamalika Chaudhuri, and Saeed Mahloujifar. 2025. How much do language models memorize? arXiv:2505.24832 [cs.CL] <https://arxiv.org/abs/2505.24832>
- [40] Rodrigo Nogueira, Zhiying Jiang, and Jimmy Lin. 2020. Document Ranking with a Pretrained Sequence-to-Sequence Model. arXiv:2003.06713 [cs.IR] <https://arxiv.org/abs/2003.06713>
- [41] OpenAI. 2024. OpenAI FAQ: How should I set the temperature parameter? <https://platform.openai.com/docs/faq/faq>. Accessed: 2025-11-30.
- [42] OpenAI. 2024. Structured model outputs. OpenAI API Guide. <https://platform.openai.com/docs/guides/structured-outputs> Structured outputs ensure model responses adhere to a supplied JSON Schema. Accessed: 2025-08-25.
- [43] OpenIntro. 2025. NBA Player Heights (2008–09 Season). R package openintro, dataset nba_heights. Available at https://www.openintro.org/data/index.php?data=nba_heights, accessed 2025-08-25.
- [44] Christos Chrysouvalantis Papadopoulos, Alkis Simitsis, and Torben Bach Pedersen. 2025. HAIDES: Adaptive Approximation of Inference Queries over Unstructured Data. In *Proceedings of the 41st IEEE International Conference on Data Engineering (ICDE)*. 2394–2407.
- [45] Liana Patel, Siddharth Jha, Carlos Guestrin, and Matei Zaharia. 2024. Lotus: Enabling semantic queries with llms over tables of unstructured and structured

- data. *arXiv e-prints* (2024), arXiv:2407.
- [46] Tanu Prabhu. 2020. Population by Country — 2020. <https://www.kaggle.com/datasets/tanuprabhu/population-by-country-2020>. Accessed: 2025-11-24.
 - [47] Ronak Pradeep, Sahel Sharifmoghammad, and Jimmy Lin. 2023. Rankvicuna: Zero-shot listwise document reranking with open-source large language models. *arXiv preprint arXiv:2309.15088* (2023).
 - [48] Zhen Qin, Rolf Jagerman, Kai Hui, Honglei Zhuang, Junru Wu, Le Yan, Jiaming Shen, Tianqi Liu, Jialu Liu, Donald Metzler, et al. 2023. Large language models are effective text rankers with pairwise ranking prompting. *arXiv preprint arXiv:2306.17563* (2023).
 - [49] Stephen Robertson, Hugo Zaragoza, et al. 2009. The probabilistic relevance framework: BM25 and beyond. *Foundations and Trends® in Information Retrieval* 3, 4 (2009), 333–389.
 - [50] Donald G. Saari. 2023. Selecting a Voting Method: The Case for the Borda Count. *Constitutional Political Economy* 34, 3 (2023), 357–366. <https://doi.org/10.1007/s10602-022-09380-y>
 - [51] Devendra Singh Sachan, Mike Lewis, Mandar Joshi, Armen Aghajanyan, Wentaoh Yih, Joelle Pineau, and Luke Zettlemoyer. 2022. Improving passage retrieval with zero-shot question generation. *arXiv preprint arXiv:2204.07496* (2022).
 - [52] Dario Satriani, Enzo Veltri, Donatello Santoro, Sara Rosato, Simone Varriale, and Paolo Papotti. 2025. Logical and Physical Optimizations for SQL Query Execution over Large Language Models. *Proceedings of the ACM on Management of Data* 3, 3 (2025), 1–28.
 - [53] P Griffiths Selinger, Morton M Astrahan, Donald D Chamberlin, Raymond A Lorie, and Thomas G Price. 1979. Access path selection in a relational database management system. In *Proceedings of the 1979 ACM SIGMOD international conference on Management of data*. 23–34.
 - [54] Nihar B Shah and Martin J Wainwright. 2018. Simple, robust and optimal ranking from pairwise comparisons. *Journal of machine learning research* 18, 199 (2018), 1–38.
 - [55] Shreya Shankar, Tristan Chambers, Tarak Shah, Aditya G Parameswaran, and Eugene Wu. 2024. Docetl: Agentic query rewriting and evaluation for complex document processing. *arXiv preprint arXiv:2410.12189* (2024).
 - [56] Snowflake, Inc. 2025. Snowflake Cortex AISQL (including LLM functions). <https://docs.snowflake.com/user-guide/snowflake-cortex/aisql?lang=de/> Preview feature documentation; accessed: 2025-08-17.
 - [57] Ji Sun, Guoliang Li, Peiyao Zhou, Yihui Ma, Jingzhe Xu, and Yuan Li. 2025. AgenticData: An Agentic Data Analytics System for Heterogeneous Data. *arXiv preprint arXiv:2508.05002* (2025).
 - [58] Weiwei Sun, Lingyong Yan, Xinyu Ma, Shuaiqiang Wang, Pengjie Ren, Zhumin Chen, Dawei Yin, and Zhaochun Ren. 2023. Is ChatGPT good at search? investigating large language models as re-ranking agents. *arXiv preprint arXiv:2304.09542* (2023).
 - [59] Zhaoze Sun, Qiyang Deng, Chengliang Chai, Kaisen Jin, Xinyu Guo, Han Han, Ye Yuan, Guoren Wang, and Lei Cao. 2025. QUEST: Query Optimization in Unstructured Document Analysis. In *Proceedings of the VLDB Endowment*.
 - [60] Immanuel Trummer. 2025. Implementing Semantic Join Operators Efficiently. *arXiv:2510.08489 [cs.DB]* <https://arxiv.org/abs/2510.08489>
 - [61] Hongtao Wang, Taiyan Zhang, Renchi Yang, and Jianliang Xu. 2025. Cequel: Cost-Effective Querying of Large Language Models for Text Clustering. In *Proceedings of the 34th ACM International Conference on Information and Knowledge Management (CIKM)*. Association for Computing Machinery, 2998–3008. <https://doi.org/10.1145/3746252.3761074>
 - [62] Jiayi Wang, Yuan Li, Jianming Wu, Shihui Xu, and Guoliang Li. 2025. Unify: A System for Unstructured Data Analytics. *Proceedings of the VLDB Endowment* 18, 12 (2025), 5287–5290. <https://doi.org/10.14778/3750601.3750653>
 - [63] Xinyi Wang, Antonis Antoniadis, Yanai Elazar, Alfonso Amayuelas, Alon Albalak, Kexun Zhang, and William Yang Wang. 2025. Generalization v.s. Memorization: Tracing Language Models’ Capabilities Back to Pretraining Data. *arXiv:2407.14985 [cs.CL]* <https://arxiv.org/abs/2407.14985>
 - [64] Yining Wang, Liwei Wang, Yuanzhi Li, Di He, and Tie-Yan Liu. 2013. A theoretical analysis of NDCG type ranking measures. In *Conference on learning theory*. PMLR, 25–54.
 - [65] Jason Wei, Xuezhi Wang, Dale Schuurmans, Maarten Bosma, Fei Xia, Ed Chi, Quoc V Le, Denny Zhou, et al. 2022. Chain-of-thought prompting elicits reasoning in large language models. *Advances in neural information processing systems* 35 (2022), 24824–24837.
 - [66] Rui Wen, Zheng Li, Michael Backes, and Yang Zhang. 2024. Membership Inference Attacks Against In-Context Learning. In *Proceedings of the 2024 ACM SIGSAC Conference on Computer and Communications Security (CCS ’24)*. ACM, Salt Lake City, UT, USA, 3481–3495. <https://doi.org/10.1145/3658644.3690306>
 - [67] Wentao Wu, Jeffrey F. Naughton, and Harneet Singh. 2016. Sampling-Based Query Re-Optimization. *arXiv:1601.05748 [cs.DB]* <https://arxiv.org/abs/1601.05748>
 - [68] Jialin Yang, Dongfu Jiang, Lipeng He, Sherman Siu, Yuxuan Zhang, Disen Liao, Zhuofeng Li, Huaye Zeng, Yiming Jia, Haozhe Wang, Benjamin Schneider, Chi Ruan, Wentao Ma, Zhiheng Lyu, Yifei Wang, Yi Lu, Quy Duc Do, Ziyang Jiang, Ping Nie, and Wenhui Chen. 2025. StructEval: Benchmarking LLMs’ Capabilities to Generate Structural Outputs. *arXiv:2505.20139 [cs.SE]* <https://arxiv.org/abs/2505.20139>
 - [69] Victor Zakhary, Lawrence Lim, Divyakant Agrawal, and Amr El Abbadi. 2020. CoT: Decentralized elastic caches for cloud environments. *arXiv preprint arXiv:2006.08067* (2020).
 - [70] Sirui Zeng and Xifeng Yan. 2025. ADL: A Declarative Language for Agent-Based Chatbots. *arXiv preprint arXiv:2504.14787* (2025).
 - [71] Fuheng Zhao, Divyakant Agrawal, and Amr El Abbadi. 2024. Hybrid querying over relational databases and large language models. *arXiv preprint arXiv:2408.00884* (2024).
 - [72] Fuheng Zhao, Jiayue Chen, Lawrence Lim, Ishitayaque Ahmad, Divyakant Agrawal, and Amr El Abbadi. 2023. Llm-sql-solver: Can llms determine SQL equivalence? *arXiv preprint arXiv:2312.10321* (2023).
 - [73] Fuheng Zhao, Shaleen Deep, Fotis Psallidas, Avriella Floratou, Divyakant Agrawal, and Amr El Abbadi. 2024. Sphinteract: Resolving Ambiguities in NL2SQL through User Interaction. *Proceedings of the VLDB Endowment* 18, 4 (2024), 1145–1158.
 - [74] Zhanhao Zhao, Shaofeng Cai, Haotian Gao, Hexiang Pan, Siqi Xiang, Naili Xing, Gang Chen, Beng Chin Ooi, Yanyan Shen, Yuncheng Wu, and Meihui Zhang. 2025. NeurDB: On the Design and Implementation of an AI-powered Autonomous Database. *arXiv:2408.03013 [cs.DB]* <https://arxiv.org/abs/2408.03013>
 - [75] Lixi Zhou, Qi Lin, Kanchan Chowdhury, Saif Masood, Alexandre Eichenberger, Hong Min, Alexander Sim, Jie Wang, Yida Wang, Kesheng Wu, et al. 2024. Serving Deep Learning Models from Relational Databases. *Advances in Database Technology-EDBT* 27, 3 (2024), 717–724.
 - [76] Yutao Zhu, Huaying Yuan, Shuting Wang, Jiongnan Liu, Wenhan Liu, Chenlong Deng, Haonan Chen, Zheng Liu, Zhicheng Dou, and Ji-Rong Wen. 2023. Large language models for information retrieval: A survey. *arXiv preprint arXiv:2308.07107* (2023).
 - [77] Honglei Zhuang, Zhen Qin, Kai Hui, Junru Wu, Le Yan, Xuanhui Wang, and Michael Bendersky. 2024. Beyond Yes and No: Improving Zero-Shot LLM Rankers via Scoring Fine-Grained Relevance Labels. In *Proceedings of the 2024 Conference of the North American Chapter of the Association for Computational Linguistics (NAACL), Short Papers*. Association for Computational Linguistics, Mexico City, Mexico, 358–370. <https://doi.org/10.18653/v1/2024.naacl-short.31>
 - [78] Shengyao Zhuang, Honglei Zhuang, Bevan Koopman, and Guido Zucco. 2024. A setwise approach for effective and highly efficient zero-shot ranking with large language models. In *Proceedings of the 47th International ACM SIGIR Conference on Research and Development in Information Retrieval*. 38–47.
 - [79] Mingchen Zhuge, Wenyi Wang, Louis Kirsch, Francesco Faccio, Dmitrii Khizbullin, and Jürgen Schmidhuber. 2024. Gptswarm: Language agents as optimizable graphs. In *Forty-first International Conference on Machine Learning*.