

# Diagrammatic Reasoning with Control as a Constructor, Applications to Quantum Circuits

Noé Delorme and Simon Perdrix

Université de Lorraine, CNRS, INRIA, LORIA, 54000 Nancy, France

**Abstract** — Control is a predominant concept in quantum and reversible computational models. It allows to apply or not a transformation on a system, depending on the state of another system. We introduce a general framework for diagrammatic reasoning featuring control as a constructor. To do so, we provide an elementary axiomatisation of control functors, extending the standard formalism of props (symmetric monoidal categories with the natural numbers as objects) to controlled props. As an application, we show that controlled props ease diagrammatic reasoning for quantum circuits by allowing a simple complete set of relations that only involves relations acting on at most three qubits, whereas it is known that in the standard prop setting any complete axiomatisation requires relations acting on arbitrarily many qubits.

## I. INTRODUCTION

### A. Controlled prop

Diagrammatic reasoning has been very successful in recent years in various domains including quantum computing [13, 21, 18, 4, 1, 11], linear algebra [26, 7], control theory [6, 5], natural language processing [12, 27] and symbolic dynamics [20] to cite a few. The natural mathematical framework for diagrammatic reasoning is that of symmetric monoidal categories, and more precisely, props. This formalism allows to represent processes and how they interact in space-time via sequential and parallel compositions. To do so, we can define graphical languages as generators and relations, allowing to reason on string diagrams rather than on their interpretations, which can be less intuitive and/or significantly larger – such as matrices whose dimensions grow exponentially with the number of inputs and outputs in the quantum case.

Control is a central concept in quantum and reversible computational models. Roughly speaking, a transformation can be conditioned on an additional system such that, depending on its state, the transformation is either applied or not. For instance, controlling a NOT gate yields the well-known CNOT gate, and adding another control leads to the Toffoli gate. Notice, that various quantum programming languages [17, 16, 24, 3, 14] provide primitives that allow to control gates or even circuits.

In this paper, we aim at formalising the notion of control as a constructor in graphical languages, i.e. as a functor in a prop: every diagram  $f$  with  $n$  inputs and  $n$  outputs yields a new diagram  $C(f)$  with  $1+n$  inputs and  $1+n$  outputs, which represents its controlled version (notice that our control only applies to diagrams with equal numbers of input and outputs). A controlled prop is then defined as a prop equipped with a control functor. Similarly to props, controlled props can be used to define graphical languages as generators and relations.

In these settings, the control distributes over composition: given two composable diagrams  $f$  and  $g$ , we have that  $C(g \circ f) = C(g) \circ C(f)$ . This reflects the intuition that controlling a sequence of operations is equivalent to sequentially controlling each operation. As control does not distribute over parallel composition ( $C(f \otimes g) \neq C(f) \otimes C(g)$ , since the latter acts on one more wire), we provide a simple axiomatisation that allows in particular to define the control of a parallel composition of two diagrams. Additionally, our formalism satisfies a context rule saying that if an equation  $f = g$  is derivable, so is its controlled version  $C(f) = C(g)$ . This follows directly from the definition of control as a constructor.

Control functors also allow stating the fundamental conjugation law, which is a cornerstone when dealing with reversing and control. Given an arbitrary  $f$  and a reversible  $g$  – which inverse is denoted  $g^\dagger$  – one can conjugate  $f$  by  $g$ , leading to the pattern  $g^\dagger \circ f \circ g$ . This pattern is widely used in algorithm design, e.g. for a basis change, for ancillary qubit preparation and liberation, or for oracle implementation. Controlling such a pattern can be reduced to controlling only  $f$ , leading to the following conjugation law.

### B. Quantum circuits

An important motivation for our framework comes from quantum computing, where control is extensively used to conditionally apply a gate according to the state of one or multiple control qubits. Beyond controlling individual gates, quantum algorithms often rely on conditioning entire subcircuits which can be expressed in the formalism of controlled props where quantum circuits are represented as string diagrams.

Complete sets of relations for quantum circuits have been established in earlier works using the formalism of props [11, 10, 9]. These complete equational theories do not rely on the control as a constructor, but point out however the pivotal role of controlled operations in diagrammatic reasoning, and motivates the introduction of controlled props. As our main application in this present paper, we define the controllable quantum circuits and give a complete set of relations for it. This fairly natural and simple complete set of relations, depicted in Figure 1, is made of 4 basic equations (Equations (1) to (4)), together with the standard Euler decomposition Equation (5), and 4 instances of the conjugation law (Equations (6) to (9)).

Remarkably, in the complete set of relations we introduce for controllable quantum circuits, all relations involve circuits

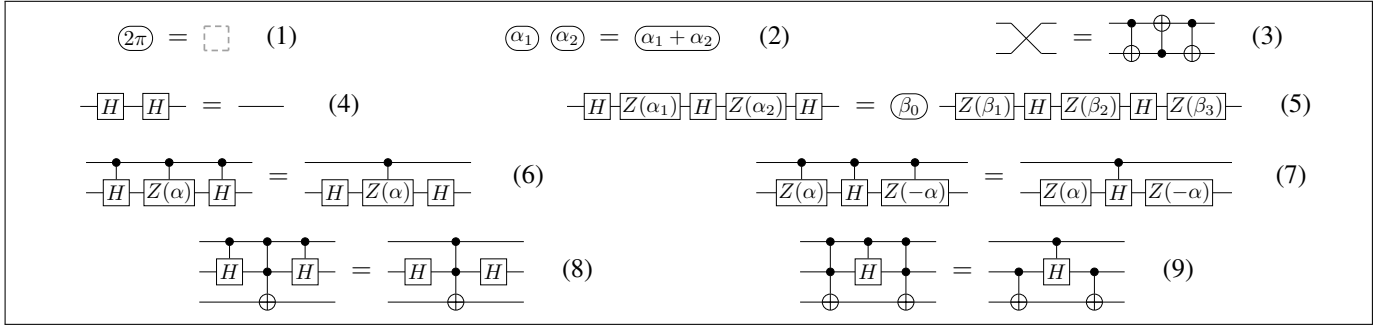


Fig. 1: Complete set of relations for the graphical language of controllable quantum circuits using the controlled prop formalism. This presentation uses some shorthand notations to align with usual gate choices in quantum computing. Especially, the Z-rotation gates are in fact controlled global phases. The explicit presentation is depicted in Figure 5.

acting on at most three qubits, whereas, it has been shown in [9] that any complete set of relations for (unitary) quantum circuits, defined as a prop, requires at least one relation involving circuits acting on  $n$  wires for any  $n \in \mathbb{N}$ . Hence, using controlled props allow to circumvent the unboundedness issue of props, demonstrating the formalism of controlled props is particularly appropriate for quantum circuit reasoning.

Using control as a constructor also impacts the generators of the graphical languages. As a prop, the generators of the quantum circuits are the so-called universal gate sets, for instance Z-rotation gates, the Hadamard gate, the CNOT gate together with the global phases are a common choice. It turns out that we can consider much simpler generators in the context of controlled props. This is because a Z-rotation gate is nothing but a controlled global phase gate. Similarly, as soon as we have the NOT gate, we have by construction the CNOT gate. Hence, quantum circuits, as a controlled prop, can be generated by the global phases and the Hadamard gate only.

### C. Related work

In graphical languages, control is a central notion that has been used in various contexts, but not as a constructor. For quantum circuits, the completeness procedure is based on a back and forth translation with optical circuits [11] that extensively relies on controlled operations, and their basic algebra. In this context, controlled operations are considered as shorthand notations, as they can be decomposed into generators. In the ZX-calculus, controlled diagrams have also been extensively used, in particular for defining normal forms [22], notice that the expressivity of the language allows to define control in a slightly different way, allowing the control of arbitrary diagram (not necessarily with the same number of inputs and outputs). Again in this context, controlled operations are considered as shorthand notations. Notice that controlled states and diagrams have also received some interests in the ZXW-calculus [2]. Another interesting approach is to extend the quantum circuit model with a new kind of composition that graphically consists in vertically connecting two gates, where the behaviour of the resulting circuit depends on the

hamiltonians of the original ones. This work in progress allows, for instance, to represent a CNOT by connecting a Z gate and a X gate [25].

Additionally, various quantum programming languages (especially circuit description languages) allows for control of quantum circuits. In particular, Quipper supports control and a *withcompute* primitive, which consists in conjugating a circuit with another. These features have been semantically formalised using controllable categories [16] which involves control functions – not necessarily functors. The goal of controllable categories is to provide a categorical model for a high level quantum programming language, while controlled props aim to formalise control in graphical languages. Another quantum programming language introduced very recently in [19] allows any arbitrary unitaries to be generated from some simple global phases combined with a quantum analogue of *if let* primitive, which can be embedded in our formalism (see Section V-B).

Finally,  $\sqrt{\text{II}}$  [8] and Hadamard-II [15] are two powerful quantum programming languages for approximately universal fragments of quantum computing, that are equipped with sound and complete equational theories. These languages defer in several ways to our approach: first, they consider fragments of unitary transformations, second, they are not graphical, and third, they rely on the direct sum as a primitive rather than control functor. Indeed, this promising approach of expressing control relies on two constructors  $\otimes$  and  $\oplus$  corresponding to respectively tensor product and direct sum. These two products provide a means of expressing control and enable powerful decompositions of unitary transformations, which, however, cannot always be interpreted as graphical circuit-like transformations. In contrast, control functors categorify the intuitive representation of control in circuits, in particular in the reversible and quantum cases.

### D. Outline of the paper

In Section II, we fix the notations and recall the usual notions used to define a graphical language in the prop formalism. In Section III, we introduce the controlled prop formalism and its underlying notion of conjugation. In Section IV, we

define controllable quantum circuits (as a controlled prop), prove that the conjugation law holds, and give a complete set of relations for it. In Section V, we extend and generalise the framework of controlled prop in several ways. Especially, we review some notable properties that multiple coexisting control functors may satisfy, as well as generalising control functors for arbitrary symmetric monoidal categories. In Section VI, we provide our concluding remarks. Additionally, the paper contains four appendices containing detailed proofs of the main results.

## II. BACKGROUND

### A. Symmetric monoidal categories

In a nutshell, a *strict symmetric monoidal category* (SMC)  $\mathbf{C}$  consists in a collection of objects  $\mathcal{O}(\mathbf{C})$  and for any objects  $A, B \in \mathcal{O}(\mathbf{C})$ , a collection of morphisms  $\mathbf{C}(A, B)$ , together with two composition operators  $\circ$  and  $\otimes$  respectively called *sequential composition* and *parallel composition* (or *tensor product*). The objects are freely generated by  $\otimes$  such that  $(A \otimes B) \otimes C = A \otimes (B \otimes C)$  and there is a neutral object  $I$  such that  $A \otimes I = A = I \otimes A$ . We write  $f : A \rightarrow B$  when  $f$  is a morphism in  $\mathbf{C}(A, B)$ , moreover  $A$  and  $B$  are respectively called the *domain* and *codomain* of  $f$ . For each pair of morphisms  $f : A \rightarrow B$ ,  $g : B \rightarrow C$ , there is a morphism  $g \circ f : A \rightarrow C$ . For each pair of morphisms  $f : A \rightarrow B$ ,  $g : C \rightarrow D$ , there is a morphism  $f \otimes g : A \otimes C \rightarrow B \otimes D$ . For each  $A \in \mathcal{O}(\mathbf{C})$  there is an identity morphism  $\text{id}_A : A \rightarrow A$  and for each  $A, B \in \mathcal{O}(\mathbf{C})$  there is a permutation morphism  $\sigma_{A,B} : A \otimes B \rightarrow B \otimes A$ . Finally, the morphisms in a SMC have to satisfy the *coherence laws* depicted in Figure 8. SMCs have a nice representation as string diagrams where objects are depicted as wires and morphism as boxes. Unlike morphisms, where both compositions are in the same dimension, strings diagrams takes advantage of a second dimension by drawing the parallel compositions vertically. Many morphism equivalences are then trivialised in the graphical representation.

$$\begin{array}{cccc}
\text{id}_I & \text{id}_A & \sigma_{A,B} & f \\
\boxed{\phantom{I}} & A \text{ --- } A & \begin{array}{c} A \text{ --- } B \\ B \text{ --- } A \end{array} & A \text{ --- } \boxed{f} \text{ --- } B \\
\\
g \circ f & & f \otimes g & \\
A \text{ --- } \boxed{f} \text{ --- } \boxed{g} \text{ --- } C & & \begin{array}{c} A \text{ --- } \boxed{f} \text{ --- } B \\ C \text{ --- } \boxed{g} \text{ --- } D \end{array} & 
\end{array}$$

Given two categories  $\mathbf{C}$  and  $\mathbf{D}$ , a *functor*  $F : \mathbf{C} \rightarrow \mathbf{D}$  is a map that assigns to each object  $A \in \mathcal{O}(\mathbf{C})$  an object  $F(A) \in \mathcal{O}(\mathbf{D})$ , and to each morphism  $f \in \mathbf{C}(A, B)$  a morphism  $F(f) \in \mathbf{D}(F(A), F(B))$  while preserving the compositional structure, that is  $F(\text{id}_A) = \text{id}_{F(A)}$  and  $F(g \circ f) = F(g) \circ F(f)$  whenever  $g \circ f$  is defined. We say that  $F$  is *monoidal* when it also preserves the tensor product, that is  $F(I) = I$ ,  $F(A \otimes B) = F(A) \otimes F(B)$ , and  $F(f \otimes g) = F(f) \otimes F(g)$ . We say that  $F$  is *symmetric* when it also preserves the permutation morphisms, that is  $F(\sigma_{A,B}) = \sigma_{F(A), F(B)}$ .

**Example 1.** The Hilbert spaces of finite dimension form a SMC  $\mathbf{FdHilb}$  whose objects are  $\mathbb{C}^n$  where  $\mathbb{C}^n \otimes \mathbb{C}^m$  is identified to  $\mathbb{C}^{nm}$  when  $n, m \in \mathbb{N}$  and whose morphisms are linear maps with the usual tensor product as monoidal product (with  $\mathbb{C}$  as neutral object). The identities are the linear maps of the form  $\sum_x |x\rangle\langle x|$  and the permutations are the linear maps of the form  $\sum_{x,y} |y\rangle\langle x|$ . All coherence laws (see Figure 8) are satisfied.  $\mathbf{FdHilb}$  and its sub-categories will be our running example throughout the paper.

### B. Graphical languages

We are particularly interested in a subclass of SMCs that are used to model graphical languages, namely *props* (which stands for *products and permutations categories*). A prop  $\mathbf{P}$  is a SMC whose objects are freely generated by a single object  $A$  and the tensor product  $\otimes$ , or equivalently, whose objects are the natural numbers with addition as tensor product (identifying the object  $A^{\otimes n}$  with  $n \in \mathbb{N}$  where  $A^{\otimes 0} := I$  and  $A^{\otimes n+1} := A^{\otimes n} \otimes A$ ). Then, a diagram with  $n$  inputs and  $m$  outputs represents a morphism  $f \in \mathbf{P}(n, m)$ . Endomorphisms, i.e. morphisms with equal domain and codomain, form a sub-prop denoted  $\mathbf{P}_{\text{endo}}$ .

**Example 2.** Given  $d \in \mathbb{N}$ , let  $\mathbf{FdHilb}_d$  be the sub-category of  $\mathbf{FdHilb}$  whose objects are of the form  $\mathbb{C}^{d^n}$  for some  $n \in \mathbb{N}$ . Then,  $\mathbf{FdHilb}_d$  form a prop as  $\mathbb{C}^d$  generates all other objects with the tensor product  $\otimes$ . Moreover, the category **Qubit** whose morphisms are the ones of  $\mathbf{FdHilb}_2$  restricted to unitary maps is a sub-prop of  $\mathbf{FdHilb}_2$ . Notice that  $\mathbf{Qubit}_{\text{endo}}$  and **Qubit** are the same as unitaries have the same number of inputs and outputs.

Graphical languages can be defined as props by generators and relations. That is, the diagrams are compositions of the generators quotiented by a set of relations as well as the coherence laws depicted in Figure 8. The relations can be seen as rewrite rules used to transform diagrams into equivalent ones. Given a graphical language  $\mathbf{P}$ , we write  $\mathbf{P} \vdash D_1 = D_2$  when the diagram  $D_1$  can be transformed into  $D_2$  using its relations and the coherence laws.

When defining a graphical language  $\mathbf{P}$  as a prop, we often want to interpret the diagrams. To do so, we define an interpretation (symmetric monoidal) functor  $\llbracket \cdot \rrbracket : \mathbf{P} \rightarrow \mathbf{S}$ . An important property of the graphical language is *soundness*, which means that every equivalence that can be derived in  $\mathbf{P}$  respects  $\llbracket \cdot \rrbracket$ . The cornerstone is to prove the reverse which is known as *completeness*. Formally, we say that the graphical language  $\mathbf{P}$  is sound if  $\mathbf{P} \vdash D_1 = D_2$  implies  $\llbracket D_1 \rrbracket = \llbracket D_2 \rrbracket$  for any  $D_1, D_2 \in \mathbf{P}(n, m)$ , and that it is complete if  $\llbracket D_1 \rrbracket = \llbracket D_2 \rrbracket$  implies  $\mathbf{P} \vdash D_1 = D_2$  for any  $D_1, D_2 \in \mathbf{P}(n, m)$ .

Additionally, a dagger prop  $\mathbf{P}$  is a prop equipped with a *dagger functor*  $(\cdot)^\dagger : \mathbf{P} \rightarrow \mathbf{P}$ , which is an identity-on-object involutive contravariant monoidal functor, meaning that every morphism  $f : n \rightarrow m$  has a dagger  $f^\dagger : m \rightarrow n$  satisfying  $(g \circ f)^\dagger = f^\dagger \circ g^\dagger$ ,  $(f \otimes g)^\dagger = f^\dagger \otimes g^\dagger$  and  $f^{\dagger\dagger} = f$ . Moreover,  $\sigma_{n,m}^\dagger = \sigma_{m,n}$  has to be satisfied for any  $n, m \in \mathbb{N}$ . Throughout

the paper, we denote the dagger functor of a dagger prop by  $(\cdot)^\dagger$  unless a different notation is specified.

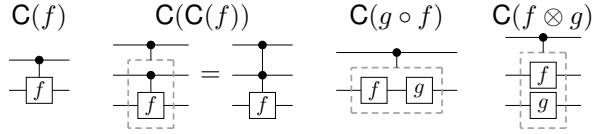
**Example 3.**  $\mathbf{FdHilb}_d$  form a dagger prop where the dagger is the usual adjoint.

### III. CONTROL AND CONJUGATION

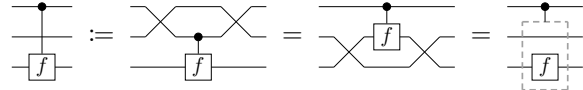
In this section, we formalise the notion of control as a constructor in a prop. Formally, this is achieved by equipping a prop with a control functor that satisfies some coherence laws.

**Definition 1** (control functor). *Given a prop  $\mathbf{P}$ , a control functor  $\mathbf{C} : \mathbf{P}_{\text{endo}} \rightarrow \mathbf{P}_{\text{endo}}$  is a (non-monoidal) functor mapping any object  $n \in \mathbb{N}$  to the object  $1 + n$  and mapping any morphism  $f : n \rightarrow n$  to a morphism  $\mathbf{C}(f) : 1 + n \rightarrow 1 + n$  while satisfying the coherence laws depicted in Figure 2.*

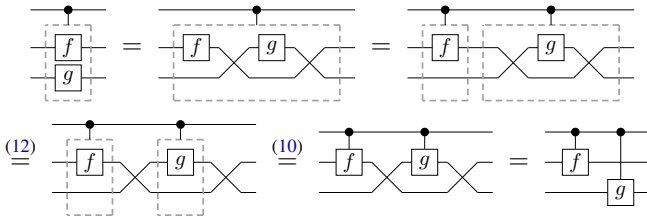
Graphically, functors can be depicted using boxes [23]. Thus,  $\mathbf{C}(f)$  is depicted as a bullet point on the additional wire connected to the diagram  $f$ , enclosed with dotted lines. This dotted box is omitted when the diagram is made of a single morphism or when there are nested controls.



We may write  $\mathbf{C}^n(f)$  for  $n$  nested application of the control functor  $\mathbf{C}$  from  $f$ . Formally,  $\mathbf{C}^0(f) := f$  and  $\mathbf{C}^{n+1}(f) := \mathbf{C}(\mathbf{C}^n(f))$ . Also, the coherence laws of prop (Figure 8) allow us to simplify the drawings by stretching the line to depict morphisms that are controlled by several non-consecutive wires. The four following diagrams are the same modulo the coherence laws.



The functoriality of  $\mathbf{C}$  implies  $\mathbf{C}(g \circ f) = \mathbf{C}(g) \circ \mathbf{C}(f)$  whenever  $g \circ f$  is defined, and the fact that  $\mathbf{C}(n) = 1 + n$  implies that  $\mathbf{C}(\text{id}_n) = \text{id}_{1+n}$  (in particular,  $\mathbf{C}(\text{---}) = \text{---}$ ). However,  $\mathbf{C}$  is not monoidal as  $\mathbf{C}(f \otimes g) \neq \mathbf{C}(f) \otimes \mathbf{C}(g)$  in general. Rather, we have the following.



**Example 4.** In  $\mathbf{FdHilb}_2$ , the standard notion of control is to apply a map  $U : \mathbb{C}^{2^n} \rightarrow \mathbb{C}^{2^n}$  on the targeted system when the control qubit is in the state  $|1\rangle$ , and to apply the identity  $I_{2^n}$  when the control qubit is in the state  $|0\rangle$ . This can be embedded as the control functor defined as follows.

$$\mathbf{C}_1 : U \mapsto |0\rangle\langle 0| \otimes I_{2^n} + |1\rangle\langle 1| \otimes U$$

However, this is not the only control functor. For instance,  $\mathbf{C}_0 : U \mapsto |0\rangle\langle 0| \otimes U + |1\rangle\langle 1| \otimes I_{2^n}$  or  $\mathbf{C}_- : U \mapsto |+\rangle\langle +| \otimes I_{2^n} + |-\rangle\langle -| \otimes U$  (where  $|+\rangle := 1/\sqrt{2}(|0\rangle + |1\rangle)$  and  $|-\rangle := 1/\sqrt{2}(|0\rangle - |1\rangle)$ ) are also control functors in  $\mathbf{FdHilb}_2$ . In higher dimensions,  $\mathbf{FdHilb}_d$  admit a control functor

$$\mathbf{C}_k : U \mapsto |k\rangle\langle k| \otimes U + \sum_{\ell \neq k} |\ell\rangle\langle \ell| \otimes I_{d^n}$$

for any natural number  $0 \leq k < d$ . Notice however that the map  $U \mapsto \sum_k |k\rangle\langle k| \otimes U^k$  is not a control functor as it fails to be functorial in general when  $d > 2$ .

Notice that the coherence laws of control functors are quite relaxed. In particular, any prop admit a trivial control functor  $f \mapsto \text{id}_1 \otimes f$ .

We now focus on props equipped with a single control functor, that we call *controlled props*, the general case of props with several control functors is described in Section V-B. Notice that a single control functor already offers a rich structure as other control functors can be obtained by applying some gates on the control wire. For instance in  $\mathbf{FdHilb}_2$  one can recover the various examples described in Example 4 by applying a NOT or Hadamard gate on the control qubit.

**Definition 2** (controlled prop). *A controlled prop is a prop equipped with a control functor.*

Throughout the paper, we denote the control functor of a controlled prop by  $\mathbf{C}$ , unless a different notation is specified. For instance,  $\mathbf{FdHilb}_2$  is a controlled prop with  $U \mapsto |0\rangle\langle 0| \otimes I_{2^n} + |1\rangle\langle 1| \otimes U$  as control functor.

Similarly to props, controlled props can be used to define graphical languages. In these settings, for any diagram  $f \in \mathbf{P}(n, n)$  there is a diagram  $\mathbf{C}(f) \in \mathbf{P}(1 + n, 1 + n)$ . Moreover, if an equation  $f = g$  is derivable, its controlled version  $\mathbf{C}(f) = \mathbf{C}(g)$  follows directly by construction.

A prop may have both dagger and control functors. This is particularly of interest as it allows to state the fundamental conjugation law.

**Definition 3** (dagger controlled prop). *A dagger controlled prop  $\mathbf{P}$  is both a dagger prop and a controlled prop that satisfies  $(\mathbf{C}(f))^\dagger = \mathbf{C}(f^\dagger)$  for any  $f \in \mathbf{P}(n, n)$ .*

**Definition 4** (conjugation). *A dagger controlled prop is said to be conjugated when Equation (13) is satisfied for any  $f : m \rightarrow m$  and  $g : n \rightarrow m$  such that  $g$  is an isometry, i.e.  $g^\dagger \circ g = \text{id}_n$ .*

$$\mathbf{C}(g^\dagger \circ f \circ g) = (\text{id}_1 \otimes g^\dagger) \circ \mathbf{C}(f) \circ (\text{id}_1 \otimes g) \quad (13)$$

Equation (13) is known as the *conjugation law*, and expresses that controlling a conjugated operation is equivalent to conjugating a controlled operation. Intuitively, if you apply a gate  $f$  “in the middle” of a pattern  $g^\dagger \circ f \circ g$ , then controlling the entire pattern is the same as just controlling the gate  $f$  and wrapping the control around with  $g$  and  $g^\dagger$ .



$$C(f \otimes \text{id}_k) = C(f) \otimes \text{id}_k$$

$$(10)$$

$$C(C(f)) \circ (\sigma_{1,1} \otimes \text{id}_n) = (\sigma_{1,1} \otimes \text{id}_n) \circ C(C(f))$$

$$(11)$$

$$C((\text{id}_k \otimes \sigma_{p,q} \otimes \text{id}_\ell) \circ f \circ (\text{id}_k \otimes \sigma_{q,p} \otimes \text{id}_\ell)) = (\text{id}_{k+p+q+\ell} \otimes \sigma_{p,q} \otimes \text{id}_\ell) \circ C(f) \circ (\text{id}_{k+p+q+\ell} \otimes \sigma_{q,p} \otimes \text{id}_\ell)$$

$$(12)$$

Fig. 2: Coherence laws of control functors. Equation (10) is defined for any  $k, n \in \mathbb{N}$  and  $f \in \mathbf{P}(n, n)$ . Equation (11) is defined for any  $n \in \mathbb{N}$  and  $f \in \mathbf{P}(n, n)$ . Equation (12) is defined for any  $k, p, q, \ell \in \mathbb{N}$  and  $f \in \mathbf{P}(k+p+q+\ell, k+p+q+\ell)$ . Several wires are sometimes depicted as a single wire for simplicity.

This law is particularly important in algorithm design where the pattern  $g^\dagger \circ f \circ g$  is often used to prepare and uncompute ancillary bits (or qubits). This law can be used as much as possible in some compilation processes to minimize the scope of control.

**Example 5.**  $\text{FdHilb}_2$  and  $\text{Qubit}$  with  $C_1$  as control functor form dagger controlled props and are conjugated.

In Appendix B, we give a sufficient condition for the conjugation law to hold in the context of a unitary dagger controlled prop, i.e. a dagger controlled prop  $\mathbf{P}$  containing only endomorphisms and such that  $\mathbf{P} \vdash f^\dagger \circ f = \text{id}_n = f \circ f^\dagger$  for any  $f \in \mathbf{P}(n, n)$ . Intuitively, in these settings, proving the conjugation law for basic gates is enough to ensure that it holds for any  $f$  and  $g$ . This gives a procedure to show that a controlled prop is conjugated.

#### IV. QUANTUM CIRCUITS

In this section, we apply the controlled prop formalism to quantum circuits and compare it to the prop formalism. Section IV-A introduces the graphical language of *vanilla quantum circuits* as a prop and recall the already know complete set of relations for it. Section IV-B introduces the graphical language of *controllable quantum circuits* as a controlled prop and give a complete set of relations for it.

##### A. Vanilla quantum circuits

Following [11, 10, 9], we define the graphical language of vanilla quantum circuits as a prop by generators and relations.

**Definition 5** (vanilla quantum circuits). *The vanilla quantum circuits are defined as the prop  $\mathbf{QC}$  generated by  $\textcircled{\alpha} : 0 \rightarrow 0$ ,  $-\text{H}- : 1 \rightarrow 1$  and  $-\text{Z}(\alpha)- : 1 \rightarrow 1$  and  $\textcircled{\oplus} : 2 \rightarrow 2$  (where  $\alpha \in \mathbb{R}$ ), and quotiented by the relations  $\mathcal{R}_v$  depicted in Figure 3.*

Quantum circuits are interpreted by the symmetric monoidal functor  $\llbracket \cdot \rrbracket_v$  as unitary maps in  $\mathbf{Qubit}$ . Notice that the fact that  $\llbracket \cdot \rrbracket_v$  is symmetric and monoidal gives directly the interpretation of composition of circuits by  $\llbracket C_2 \circ C_1 \rrbracket_v := \llbracket C_2 \rrbracket_v \circ \llbracket C_1 \rrbracket_v$  and  $\llbracket C_1 \otimes C_2 \rrbracket_v := \llbracket C_1 \rrbracket_v \otimes \llbracket C_2 \rrbracket_v$ . Similarly, for the identities

and permutations we have  $\llbracket \text{id}_n \rrbracket_v := \sum_{x \in \{0,1\}^n} |x\rangle\langle x|$  and  $\llbracket \sigma_{n,m} \rrbracket_v := \sum_{x \in \{0,1\}^n, y \in \{0,1\}^m} |y, x\rangle\langle x, y|$ .

**Definition 6** (standard interpretation). *The standard interpretation  $\llbracket \cdot \rrbracket_v : \mathbf{QC} \rightarrow \mathbf{Qubit}$  of vanilla quantum circuits is the symmetric monoidal functor defined as follows.*

$$\begin{aligned} \llbracket \textcircled{\alpha} \rrbracket_v &:= e^{i\alpha} \\ \llbracket -\text{H}- \rrbracket_v &:= |+\rangle\langle 0| + |-\rangle\langle 1| \\ \llbracket -\text{Z}(\alpha)- \rrbracket_v &:= |0\rangle\langle 0| + e^{i\alpha} |1\rangle\langle 1| \\ \llbracket \textcircled{\oplus} \rrbracket_v &:= \sum_{x, y \in \{0,1\}} |x, x \oplus y\rangle\langle x, y| \end{aligned}$$

This assigns a unitary to all circuits in  $\mathbf{QC}$ . Conversely, it is well-know that any unitary can be expressed as a circuit in  $\mathbf{QC}$ . This property is known as *universality* and ensures that the graphical language captures all the quantum evolutions. Formally, for any unitary  $U \in \mathbf{Qubit}(n, n)$  there exists a circuit  $C \in \mathbf{QC}(n, n)$  such that  $\llbracket C \rrbracket_v = U$ .

In particular, we can implement any controlled operation by composing basic gates. For instance, the multi-controlled Z-rotations can be implemented for any  $\alpha \in \mathbb{R}$  and  $n \in \mathbb{N}$  by the circuit  $\lambda^n(\alpha) \in \mathbf{QC}(n, n)$  defined in Figure 4. Notice that, once unfolded, the circuit  $\lambda^n(\alpha)$  is huge as it contains exponentially many  $-\text{Z}(\alpha/2^{n-1})-$  gates. Moreover, we can check that its standard interpretation (see Definition 6) is the desired Z-rotation with parameter  $\alpha$  and controlled by the first  $n-1$  qubits.

$$\llbracket \lambda^n(\alpha) \rrbracket_v = e^{i\alpha} |1 \dots 1\rangle\langle 1 \dots 1| + \sum_{x \neq 1 \dots 1} |x\rangle\langle x|$$

It has been shown in [9] that the graphical language  $\mathbf{QC}$  is complete. Meaning that any equivalent (i.e. with the same standard interpretation) circuits  $C_1, C_2$  can be transformed one into the other using the relations in  $\mathcal{R}_v$  together with the coherence laws.

**Theorem 1** ([9]).  *$\mathbf{QC}$  is complete.*

All the relations in  $\mathcal{R}_v$  are simple and commonly used in the literature. Surely the most powerful relation is Equation (18). This relation follows from the well-know Euler's decomposition which states that any unitary can be decomposed, up

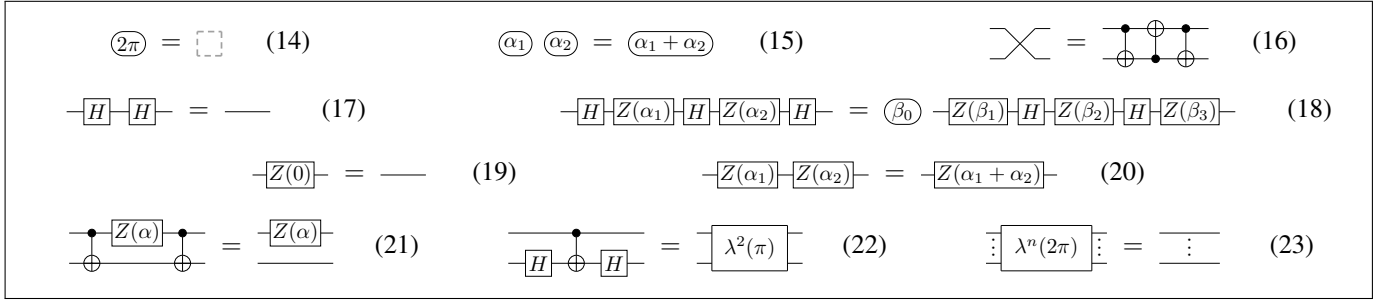


Fig. 3: Relations  $\mathcal{R}_v$  for the graphical language of vanilla quantum circuits **QC**. The circuit  $\lambda^n(\alpha)$  is defined in Figure 4 and  $\mathcal{R}_v$  contains an instance of Equation (23) for any number of qubits  $n \geq 3$ .

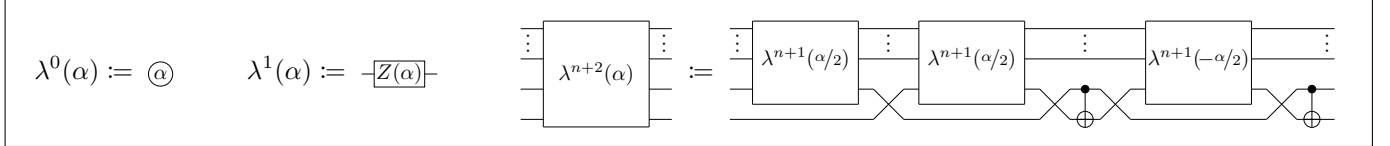


Fig. 4: Implementation of multi-controlled Z-rotations as vanilla quantum circuits.

to a global phase, into basic X- and Z-rotations. The angles  $\alpha_1, \alpha_2$  are arbitrary in  $\mathbb{R}$  whereas the angles  $\beta_0, \beta_1, \beta_2, \beta_3$  are restricted to  $[0, 2\pi)$  and are computed by explicit functions as follows using the intermediate complex numbers  $u, v \in \mathbb{C}$ .

$$u := -\sin(\alpha_1 + \alpha_2/2) + i \cos(\alpha_1 - \alpha_2/2)$$

$$v := \cos(\alpha_1 + \alpha_2/2) - i \sin(\alpha_1 - \alpha_2/2)$$

	$\beta_1$	$\beta_2$	$\beta_3$
if $v = 0$	$2 \arg(u)$	0	0
if $u = 0$	$2 \arg(v)$	$\pi$	0
otherwise	$\arg(u) + \arg(v)$	$2 \arg(i +  u/v )$	$\arg(u) - \arg(v)$

$$\text{and in any case } \beta_0 := \frac{(\pi + \alpha_1 + \alpha_2 - \beta_1 - \beta_2 - \beta_3)}{2}$$

Moreover, it has been shown in [9] that every relation of  $\mathcal{R}_v$  is necessary. This means that none can be removed without loosing completeness. Notice that there is an instance of Equation (23) for any number of qubits  $n \geq 3$ . All such instances are necessary. More generally, any set of relations yielding a complete and universal graphical language (defined as a prop) for unitary maps requires at least one relation acting on  $n$  qubits for all  $n \in \mathbb{N}$ . As we will see in the following, this is not true anymore using the controlled prop formalism.

### B. Controllable quantum circuits

Using the controlled prop formalism, we can use much simpler gate sets to define quantum circuits. This is because a Z-rotation gate can be seen as a controlled global phase gate, and a CNOT gate can be seen as controlled NOT gate. In fact, we can just take the global phases together with the Hadamard gate as gate set and still capture all unitaries in **Qubit**.

**Definition 7** (controllable quantum circuits). *The controllable quantum circuits are defined as the controlled prop **CQC** generated by  $(\alpha) : 0 \rightarrow 0$  (where  $\alpha \in \mathbb{R}$ ) and  $[-H] : 1 \rightarrow 1$ , and quotiented by the relations  $\mathcal{R}_c$  depicted in Figure 5.*

We extend the standard interpretation of vanilla quantum circuits (see Definition 6) to embed the control. This is achieved with the following symmetric monoidal functor  $[\![\cdot]\!]_c$ .

**Definition 8** (standard interpretation). *The standard interpretation  $[\![\cdot]\!]_c : \mathbf{CQC} \rightarrow \mathbf{Qubit}$  of controllable quantum circuits is the symmetric monoidal functor defined as follows.*

$$[\![\alpha]\!]_c := e^{i\alpha}$$

$$[\![[-H]]\!]_c := |+\rangle\langle 0| + |-\rangle\langle 1|$$

$$[\![C(C)]\!]_c := |0\rangle\langle 0| \otimes I_{2^n} + |1\rangle\langle 1| \otimes [C]_c$$

There are two kinds of relations in  $\mathcal{R}_c$ : On the first hand, Equations (24) to (28) directly correspond to relations of  $\mathcal{R}_v$ . In particular the parameters of Equation (28) are computed with same functions as in Equation (18). Notice that some relations  $\mathcal{R}_v$  do not appear in  $\mathcal{R}_c$  as they are trivialised within the controlled prop formalism. On the other hand, Equations (29) to (32) are new and are all instances of the conjugation law (see Equation (13)).

The conjugation law is a cornerstone in quantum algorithm design. In order to express it in the graphical language of controllable quantum circuits, we need to see **CQC** as dagger controlled prop. To do so, we equip **CQC** with the dagger functor  $(\cdot)^\dagger$  defined as follows.

$$([-H])^\dagger = [-H] \quad (\alpha)^\dagger = (\alpha) \quad (C(C))^\dagger = C(C^\dagger)$$

**Proposition 1.**  $\mathbf{CQC} \vdash C^\dagger \circ C = \text{id}_n = C \circ C^\dagger$  for any  $C \in \mathbf{CQC}(n, n)$ .

*Proof.* By structural induction on  $C$  using  $(C_2 \circ C_1)^\dagger \circ (C_2 \circ C_1) = C_1^\dagger \circ C_2^\dagger \circ C_2 \circ C_1 = C_1^\dagger \circ C_1 = \text{id}_n$ ,  $(C_1 \otimes C_2)^\dagger \circ (C_1 \otimes C_2) = (C_1^\dagger \otimes C_2^\dagger) \circ (C_1 \otimes C_2) = (C_1^\dagger \circ C_1) \otimes (C_2^\dagger \circ C_2) = \text{id}_n \otimes \text{id}_m = \text{id}_{n+m}$  and  $(C(C))^\dagger \circ C(C) = C(C^\dagger) \circ C(C) = C(C^\dagger \circ C) = C(\text{id}_n) = \text{id}_{n+1}$ . The base case  $C = [-H]$  is directly proved by Equation (27) and the base case  $C = (\alpha)$

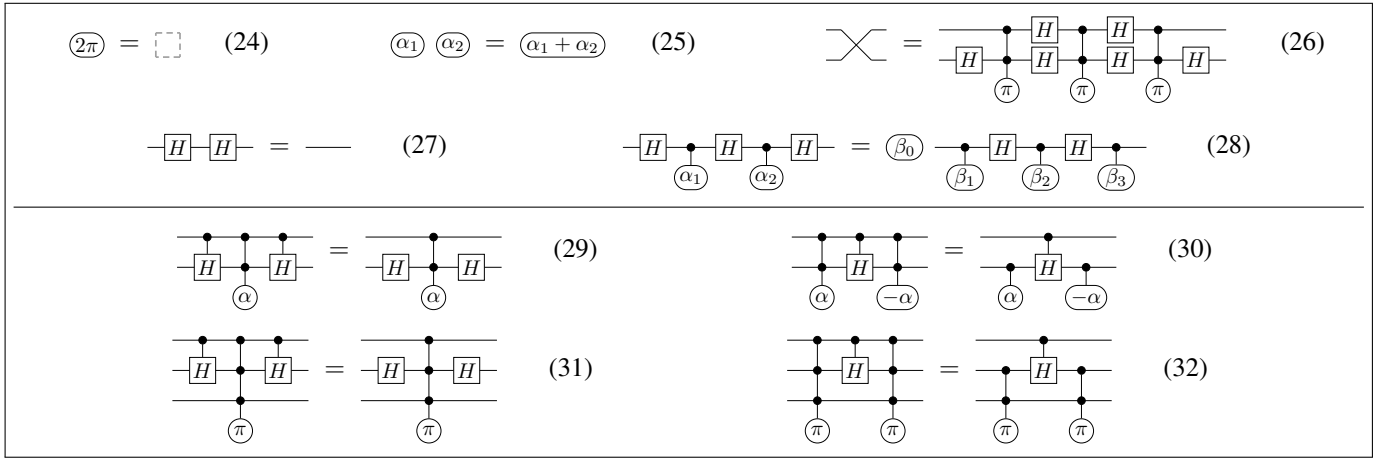


Fig. 5: Relations  $\mathcal{R}_c$  for the graphical language of controllable quantum circuits **CQC**.

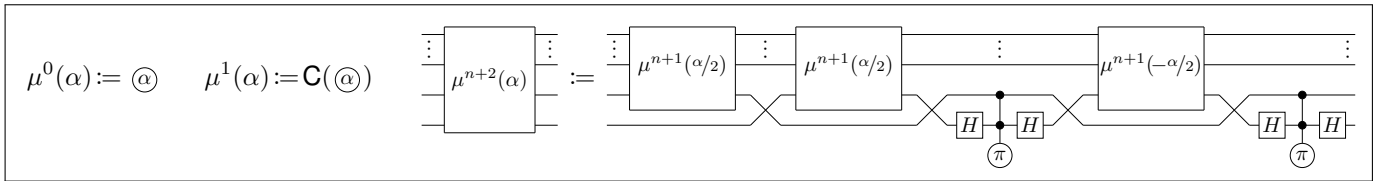


Fig. 6: Implementation of multi-controlled Z-rotations as controllable quantum circuits.

is proved by  $\alpha \neg \alpha = \emptyset = \emptyset \ 2\pi = 2\pi = \text{id}_0$  using Equations (24) and (25).  $\square$

The following three equations reduce the number of controls of a gate at the cost of introducing other gates with fewer controls. This is particularly useful to establish the correspondence with the vanilla quantum circuits. Indeed, we can transform any controllable quantum circuit into one that contains only gates controlled by up to two qubits, and all such gates correspond to a certain vanilla quantum circuit.

$$\begin{array}{c} \text{---} \boxed{H} \text{---} \\ \text{---} \end{array} = \begin{array}{c} \text{---} \pi/2 \text{---} H \text{---} \pi/4 \text{---} H \text{---} \pi \text{---} \neg \pi/4 \text{---} \neg \pi/2 \text{---} \\ \text{---} \end{array} \quad (33)$$

$$\begin{array}{c} \text{---} \alpha \text{---} \\ \text{---} \end{array} = \begin{array}{c} \text{---} \alpha/2 \text{---} \alpha/2 \text{---} H \text{---} \pi \text{---} \neg \alpha/2 \text{---} \pi \text{---} \\ \text{---} \end{array} \quad (34)$$

$$\begin{array}{c} \text{---} \pi \text{---} \\ \text{---} \end{array} = \begin{array}{c} \text{---} \pi/2 \text{---} \pi/2 \text{---} H \text{---} \pi \text{---} \neg \pi/2 \text{---} \pi \text{---} \\ \text{---} \end{array} \quad (35)$$

These equations are proved in Appendix C and are used to prove the conjugation law for controllable quantum circuits in the following proposition.

**Proposition 2.** *CQC is conjugated.*

*Proof.* Appendix B gives a sufficient condition for the conjugation law to hold in the case of a dagger controlled prop **P** that contains only endomorphisms and such that  $\mathbf{P} \vdash C \circ C^\dagger = \text{id}_n = C^\dagger \circ C$  for any  $C \in \mathbf{P}(n, n)$ . It turns out that **CQC** satisfies these conditions (see Proposition 1).

The idea is to transform any morphism  $C$  into a morphism  $C'$  made of compositions of some gates in a chosen set  $\mathcal{G}$  and such that  $C'$  has the form

$$(\text{id}_{p_\ell} \otimes x_\ell \otimes \text{id}_{q_\ell}) \circ (\text{id}_{p_{\ell-1}} \otimes x_{\ell-1} \otimes \text{id}_{q_{\ell-1}}) \circ \dots \circ (\text{id}_{p_1} \otimes x_1 \otimes \text{id}_{q_1})$$

where  $x_k$  is one of the gate of  $\mathcal{G}$ . Intuitively,  $C'$  is a sequential composition of layers containing only one gate. In the case of **CQC**, Equations (33), (34) and (35) (together with Equation (26)) allow to transform any circuit into one that contains only the following gates.

$$\alpha \quad \begin{array}{c} \text{---} \alpha \text{---} \\ \text{---} \end{array} \quad \begin{array}{c} \text{---} \pi \text{---} \\ \text{---} \end{array} \quad \text{---} \boxed{H} \text{---}$$

Then, roughly speaking, the sufficient condition states that this is enough to prove the conjugation law for individual layers to ensure that it is provable for all circuits. The details are given in Appendix C.  $\square$

Using the conjugation law allow to prove many equations. In particular, we can generalize Equations (34) and (35). To do so, we define for any  $\alpha \in \mathbb{R}$  and  $n \in \mathbb{N}$  the controllable quantum circuit  $\mu^n(\alpha) \in \mathbf{CQC}(n, n)$  in Figure 6. Intuitively, it is an implementation of the Z-rotation gate with parameter  $\alpha$  and controlled by  $n-1$  first qubits. It is provably equivalent to directly control a  $\alpha$  gate.

**Proposition 3.**  $\mathbf{CQC} \vdash \mathbf{C}^n(\alpha) = \mu^n(\alpha)$  for any  $n \in \mathbb{N}$ .

*Proof.* By induction on  $n$ . The base cases  $n = 0$  and  $n = 1$  are trivial and the case  $n = 2$  is proved in Appendix C as

Equation (34). The induction case  $n+2$  with  $n > 0$  is proved using the conjugation law (Proposition 2). The detailed are given in Appendix D.  $\square$

We are now ready to prove completeness for controllable quantum circuits by reducing it to the completeness of vanilla quantum circuits (see Theorem 1).

**Theorem 2.** *CQC is complete.*

*Proof.* Roughly speaking, we use the fact that **QC** is complete by translating the proofs from **QC** to **CQC**. To do so, we define an encoding map  $E : \mathbf{CQC} \rightarrow \mathbf{QC}$  and a decoding map  $D : \mathbf{QC} \rightarrow \mathbf{CQC}$  satisfying  $\llbracket E(C) \rrbracket_v = \llbracket C \rrbracket_c$  for any  $C \in \mathbf{CQC}(n, n)$  and  $\llbracket D(C) \rrbracket_c = \llbracket C \rrbracket_v$  for any  $C \in \mathbf{QC}(n, n)$ . Then, given  $C_1, C_2 \in \mathbf{CQC}(n, n)$  such that  $\llbracket C_1 \rrbracket_c = \llbracket C_2 \rrbracket_c$ . By completeness (see Theorem 1)  $\mathbf{QC} \vdash E(C_1) = E(C_2)$ , and we can decode this proof using  $D$  to get a proof of  $\mathbf{CQC} \vdash D(E(C_1)) = D(E(C_2))$ . This uses in particular the fact that  $\mathbf{CQC} \vdash D(\lambda^n(\alpha)) = \mu^n(\alpha)$ . To conclude, we also need to show that  $\mathbf{CQC} \vdash D(E(C)) = C$  for any  $C \in \mathbf{CQC}(n, n)$ . To simplify the proof, this process is not directly applied to **CQC**, but to a subclass of circuits  $\mathbf{CQC}|_{\mathcal{G}}$ . The details are given in Appendix D.  $\square$

It is remarkable that  $\mathcal{R}_c$  only contains relations acting on at most three qubits, whereas this was not possible in the prop formalism. This is mainly possible thanks to the context rule saying that if  $\mathbf{CQC} \vdash C_1 = C_2$  then  $\mathbf{CQC} \vdash \mathbf{C}(C_1) = \mathbf{C}(C_2)$  which comes at free cost by definition of the control as a constructor.

In some sens, the controlled prop formalism extracts the structural equations that are specific to control. While we do not know for sure that Equations (29) to (32) (which are all instances of the conjugation law) are necessary, we do know that Equations (24) to (28) are. Meaning that those equations cannot be removed from  $\mathcal{R}_c$  without loosing completeness.

**Proposition 4.** *Equations (24) to (28) of  $\mathcal{R}_c$  are necessary.*

*Proof.* Equation (24) is the only equation acting on 0 qubits that transforms a circuit containing some global phase gates into one that contains none. At least one instance of Equation (25) containing a parameter  $\alpha$  is necessary for any  $\alpha \in \mathbb{R} \setminus \{2\pi\}$ , otherwise there is no equation acting on 0 qubits that transforms a circuit containing some  $\alpha$  gates into one that contains none. Equation (26) is the only equation acting on 2 qubits or less that transforms a circuit containing some swap gates into one that contains none. Equation (27) is the only equation acting on 1 qubit or less that transforms a circuit containing some Hadamard gates into one that contains none. Equation (28) is the only one that does not preserve the parity of Hadamard gates.  $\square$

## V. EXTENSIONS AND GENERALISATIONS

In this section we extend and generalise the formalism of controlled prop in several ways.

### A. Points

A natural extension for control functor is the notion of *points*. Intuitively, the points of a control functor are two specific morphisms  $\text{true}, \text{false} : 0 \rightarrow 1$  that respectively fires and annihilates the controlled operation when they are plugged to the control wire.

**Definition 9.** *A control functor has points if there exist two morphisms  $\text{true}, \text{false} : 0 \rightarrow 1$  such that the following equations are satisfied for any  $f : n \rightarrow n$ .*

$$\begin{aligned} \mathbf{C}(f) \circ (\text{true} \otimes \text{id}_n) &= \text{true} \otimes f \\ \mathbf{C}(f) \circ (\text{false} \otimes \text{id}_n) &= \text{false} \otimes \text{id}_n \end{aligned}$$


**Example 6.** *In **FdHilb**<sub>2</sub> and **Qubit**, the points of the control functor  $\mathbf{C}_1$  are  $|1\rangle$  and  $|0\rangle$ .*

Notice however that points do not necessarily exist, in particular when all morphisms of the prop are endomorphisms, like in **CQC** and **Qubit**.

### B. Polycontrolled props

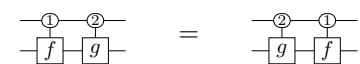
Throughout the paper, we focused on props that are equipped with a single control functor. This is natural to consider *polycontrolled props*, i.e. props that have multiple control functors. In the following, we review some notable properties that multiple coexisting control functors may satisfy.

**Definition 10** (compatibility). *Given a polycontrolled prop  $\mathbf{P}$ , we say that its control functors  $\mathbf{C}_1$  and  $\mathbf{C}_2$  are compatible if the following equation is satisfied for any  $f \in \mathbf{P}(n, n)$ .*

$$\mathbf{C}_1(\mathbf{C}_2(f)) \circ (\sigma_{1,1} \otimes \text{id}_n) = (\sigma_{1,1} \otimes \text{id}_n) \circ \mathbf{C}_2(\mathbf{C}_1(f))$$

(36)

**Example 7.** *In **FdHilb**<sub>2</sub> and **Qubit**,  $\mathbf{C}_1$  is compatible with  $\mathbf{C}_0$  because each control can be obtained by conjugating the control wire of the other control with a NOT gate that slides through the swaps. However,  $\mathbf{C}_1$  is not compatible with the control functor  $\mathbf{C}_{\#} : U \mapsto I_2 \otimes X_n U X_n$  where  $U$  acts on  $n$  qubits and where  $X_n$  applies NOT gates to  $n$  qubits in parallel. Intuitively,  $\mathbf{C}_{\#}$  is independent of the control qubit and always conjugate the target by a series of NOT gates in parallel.*

**Definition 11** (commutativity). *Given a polycontrolled prop  $\mathbf{P}$ , we say that its control functors  $\mathbf{C}_1$  and  $\mathbf{C}_2$  commute if the following equation is satisfied for any  $f, g \in \mathbf{P}(n, n)$ .*

$$\mathbf{C}_2(g) \circ \mathbf{C}_1(f) = \mathbf{C}_1(f) \circ \mathbf{C}_2(g)$$

(37)

**Example 8.** *In **FdHilb**<sub>2</sub> and **Qubit**,  $\mathbf{C}_1$  commutes with  $\mathbf{C}_0$  whereas it does not commute with  $\mathbf{C}_{-}$ .*

**Definition 12** (exhaustivity). *Given a polycontrolled prop  $\mathbf{P}$  with a family of  $\ell$  commuting control functors  $(\mathbf{C}_k)_{k \in [\ell]}$ , we*



say that the family is exhaustive if the following equation is satisfied for any  $f \in \mathbf{P}(n, n)$ .

$$\mathbf{C}_\ell(f) \circ \dots \circ \mathbf{C}_1(f) = \text{id}_1 \otimes f \quad (38)$$

**Example 9.** In  $\mathbf{FdHilb}_d$ , the family of control functors  $(\mathbf{C}_k)_{0 \leq k < d}$  is exhaustive. Intuitively, each controlled operation  $\mathbf{C}_k(f)$  fires  $f$  if the control qubit is in the state  $|k\rangle$ . Thus, if we apply all these controlled operations sequentially, then  $f$  is always fired exactly once.

While controllable quantum circuits are defined using two generators and one control functor, we could also define them using one generator and two control functors. This idea as first been explained in [19], and can be expressed in the controlled prop formalism as follows: if we only have global phases  $\textcircled{\alpha}$  for any  $\alpha \in \mathbb{R}$ , and two control functors  $\mathbf{C}_Z$  and  $\mathbf{C}_X$ , we can still get a universal graphical language for **Qubit** with the following interpretation.

$$\begin{aligned} \llbracket \textcircled{\alpha} \rrbracket &:= e^{i\alpha} \\ \llbracket \mathbf{C}_Z(C) \rrbracket &:= |0\rangle\langle 0| \otimes I_{2^n} + |1\rangle\langle 1| \otimes \llbracket C \rrbracket \\ \llbracket \mathbf{C}_X(C) \rrbracket &:= |+\rangle\langle +| \otimes I_{2^n} + |-\rangle\langle -| \otimes \llbracket C \rrbracket \end{aligned}$$

Intuitively  $\mathbf{C}_Z$  allow to implement Z-rotations while  $\mathbf{C}_X$  allow to implement X-rotations. Moreover, Z- and X-rotations together with their multi-controlled version can express any unitary. For instance, the Hadamard gate can be implemented by  $\textcircled{-\pi/4} \otimes \mathbf{C}_Z(\pi/2) \circ \mathbf{C}_X(\pi/2) \circ \mathbf{C}_Z(\pi/2)$ . Notice that  $\mathbf{C}_Z$  and  $\mathbf{C}_X$  are compatible but not commutative nor exhaustive.

### C. Control functor in general SMCs

Throughout the paper we focused on SMCs that are props. Nevertheless, the notion of control functor and its diagrammatic representation extends straightforwardly to general SMCs. The main difference is that a control functor is specific to a certain object. We generalise Definition 1 as follows.

**Definition 13** (control functors). *Given a SMC  $\mathbf{C}$ , a control structure is a family of control functors  $\mathbf{C}^A : \mathbf{C}_{\text{endo}} \rightarrow \mathbf{C}_{\text{endo}}$  parametrized by objects  $A \in \mathcal{O}(\mathbf{C})$ , mapping any object  $B \in \mathcal{O}(\mathbf{C})$  to the object  $A \otimes B$  and any morphism  $f : B \rightarrow B$  to a morphism  $\mathbf{C}^A(f) : A \otimes B \rightarrow A \otimes B$  while satisfying the coherence laws depicted in Figure 7.*

Notice that Equations (39) and (40) guarantees that the control functor preserves the monoidal structure on objects, while Equations (41), (42) and (43) respectively correspond to Equations (10), (11) and (12). Moreover, instanciating this generalised definition of control functor in the context of props, we recover Definition 1. In particular,  $\mathbf{C}^n(C)$  represents  $n$  nested applications of  $\mathbf{C}(\cdot)$  to  $C$ .

**Example 10.** While  $\mathbf{FdHilb}$  is not a prop, it is a SMC and the generalised notion of control functor applies.

The notion of points can also be extended to arbitrary SMCs. Moreover, if  $\mathbf{C}^A$  and  $\mathbf{C}^B$  have points (respectively denoted

$\text{true}_A, \text{false}_A$  and  $\text{true}_B, \text{false}_B$ ), then  $\text{true}_A \otimes \text{true}_B$  and  $\text{false}_A \otimes \text{other}_B$  are points for  $\mathbf{C}^{A \otimes B}$  for any  $\text{other}_B : I \rightarrow B$ , as well as  $\text{true}_A \otimes \text{true}_B$  and  $\text{other}_A \otimes \text{false}_B$  for any  $\text{other}_A : I \rightarrow A$ .

## VI. CONCLUSION

In this paper, we have introduced controlled props as an extension of the prop formalism to capture control structures in diagrammatic reasoning. Beyond quantum computing, we expect controlled props to be applicable in other domains where conditional behavior plays a central role, such as classical reversible computing or control theory. Future research could also investigate enriched variants of controlled props.

## ACKNOWLEDGEMENTS

The authors want to thank Alexandre Clément, Louis Lemonnier, William Schober, and Scott Wesley for fruitful discussions. This work is supported by the the Plan France 2030 through the PEPR integrated project EPIQ ANR-22-PETQ-0007 and the HQI platform ANR-22-PNCQ-0002; and by the European projects High-Performance Computing HPCQS and MSCA Staff Exchanges Qcomical HORIZON-MSCA-2023-SE-01. The project is also supported by the Maison du Quantique MaQuEst.

## REFERENCES

- [1] Samson Abramsky and Bob Coecke. “A categorical semantics of quantum protocols”. *Proceedings of the 19th Annual IEEE Symposium on Logic in Computer Science*. LICS 2004. doi:10.1109/LICS.2004.1319636. arxiv:quant-ph/0402130. 2004.
- [2] Edwin Agnew, Lia Yeh, and Richie Yeung. “Algebraic Structure of Controlled States and Operators in the ZXW calculus”. Poster at QPL 2025. 2025.
- [3] Gadi Aleksandrowicz et al. “Qiskit: An Open-source Framework for Quantum Computing”. *Zenodo*. doi:10.5281/zenodo.2562111. https://qiskit.org. 2019.
- [4] Miriam Backens and Aleks Kissinger. “ZH: A Complete Graphical Calculus for Quantum Computations Involving Classical Non-linearity”. *Proceedings of the 15th International Conference on Quantum Physics and Logic*. QPL 2018. doi:10.4204/EPTCS.287.2. arxiv:1805.02175. 2018.
- [5] John C. Baez and Jason Erbele. “Categories in control”. *arXiv preprint*. arxiv:1405.6881. 2014.
- [6] Filippo Bonchi, Paweł Sobociński, and Fabio Zanasi. “A Categorical Semantics of Signal Flow Graphs”. *Proceedings of the 25th International Conference on Concurrency Theory*. CONCUR 2014. doi:10.1007/978-3-662-44584-6\_30. https://hal.science/hal-02134182. 2014.
- [7] Filippo Bonchi, Paweł Sobociński, and Fabio Zanasi. “Interacting bialgebras are Frobenius”. *Proceedings of the 17th International Conference on Foundations of Software Science and Computation Structures*. FoSSaCS 2014. doi:10.1007/978-3-642-54830-7\_23. https://hal.science/hal-00989174. 2014.
- [8] Jacques Carette, Chris Heunen, Robin Kaarsgaard, and Amr Sabry. “With a Few Square Roots, Quantum Computing Is as Easy as Pi”. *Proceedings of the 51st ACM SIGPLAN Symposium on Principles of Programming Languages*. POPL 2024. doi:10.1145/3632861. arxiv:2310.14056. 2024.
- [9] Alexandre Clément, Noé Delorme, and Simon Perdrix. “Minimal Equational Theories for Quantum Circuits”. *Proceedings of the 39th Annual ACM/IEEE Symposium on Logic in Computer Science*. LICS 2024. doi:10.1145/3661814.3662088. arxiv:2311.07476. 2024.
- [10] Alexandre Clément, Noé Delorme, Simon Perdrix, and Renaud Vilmart. “Quantum Circuit Completeness: Extensions and Simplifications”. *Proceedings of the 32nd EACSL Annual Conference on Computer Science Logic*. CSL 2024. doi:10.4230/LIPLCS.CSL.2024.20. arxiv:2303.03117. 2024.

$$\begin{array}{l}
\begin{array}{c} \mathbf{C}^I(f) \\ I \text{---} \bullet \text{---} I \\ C \text{---} \boxed{f} \text{---} C \end{array} = \begin{array}{c} f \\ C \text{---} \boxed{f} \text{---} C \end{array} \quad (39) \\
\begin{array}{c} \mathbf{C}^{A \otimes B}(f) \\ A \otimes B \text{---} \bullet \text{---} A \otimes B \\ C \text{---} \boxed{f} \text{---} C \end{array} = \begin{array}{c} A \text{---} \bullet \text{---} A \\ B \text{---} \bullet \text{---} B \\ C \text{---} \boxed{f} \text{---} C \end{array} \quad (40) \\
\begin{array}{c} \mathbf{C}^A(f \otimes \text{id}_B) \\ A \text{---} \bullet \text{---} A \\ C \text{---} \boxed{f} \text{---} C \\ B \text{---} \bullet \text{---} B \end{array} = \begin{array}{c} A \text{---} \bullet \text{---} A \\ C \text{---} \boxed{f} \text{---} C \\ B \text{---} \bullet \text{---} B \end{array} \quad (41) \\
\begin{array}{c} \mathbf{C}^{A \otimes B}(f) \circ (\sigma_{B,A} \otimes \text{id}_C) \\ B \text{---} \bullet \text{---} A \\ A \text{---} \bullet \text{---} B \\ C \text{---} \boxed{f} \text{---} C \end{array} = \begin{array}{c} B \text{---} \bullet \text{---} A \\ A \text{---} \bullet \text{---} B \\ C \text{---} \boxed{f} \text{---} C \end{array} \circ \mathbf{C}^{B \otimes A}(f) \quad (42) \\
\mathbf{C}^A((\text{id}_B \otimes \sigma_{C,D} \otimes \text{id}_E) \circ f \circ (\text{id}_B \otimes \sigma_{D,C} \otimes \text{id}_E)) = (\text{id}_{A \otimes B} \otimes \sigma_{C,D} \otimes \text{id}_E) \circ \mathbf{C}^A(f) \circ (\text{id}_{A \otimes B} \otimes \sigma_{D,C} \otimes \text{id}_E) \quad (43)
\end{array}$$

Fig. 7: Coherence laws of control functors for arbitrary SMCs. Equations (39) to (42) are defined for any  $f \in \mathbf{C}(C, C)$ . Equation (43) is defined for any  $f \in \mathbf{C}(B \otimes C \otimes D \otimes E, B \otimes C \otimes D \otimes E)$ .

- [11] Alexandre Clément, Nicolas Heurtel, Shane Mansfield, Simon Perdrix, and Benoît Valiron. “A Complete Equational Theory for Quantum Circuits”. *Proceedings of the 38th Annual ACM/IEEE Symposium on Logic in Computer Science*. LICS 2023. doi:10.1109/LICS56636.2023.10175801. arxiv:2206.10577. 2023.
- [12] Bob Coecke. “The mathematics of text structure”. *Joachim Lambek: The Interplay of Mathematics, Logic, and Linguistics*. doi:10.1007/978-3-030-66545-6\_6. arxiv:1904.03478. 2021.
- [13] Bob Coecke and Ross Duncan. “Interacting Quantum Observables”. *Proceedings of the 35th International Colloquium on Automata, Languages and Programming*. ICALP 2008. doi:10.1007/978-3-540-70583-3\_25. arxiv:0906.4725. 2008.
- [14] Cirq developers. “Cirq: A Python framework for creating, editing, and invoking Noisy Intermediate Scale Quantum (NISQ) circuits”. *Zenodo*. doi:10.5281/zenodo.16867504. https://cirq.readthedocs.io. 2021.
- [15] Wang Fang, Chris Heunen, and Robin Kaarsgaard. “Hadamard-II: Equational Quantum Programming”. *arXiv preprint*. arxiv:2506.06835. 2025.
- [16] Peng Fu, Kohei Kishida, Neil J. Ross, and Peter Selinger. “Proto-Quipper with Reversing and Control”. *Proceedings of the 22nd International Conference on Quantum Physics and Logic*. QPL 2025. doi:10.4204/EPTCS.426.1. arxiv:2410.22261. 2025.
- [17] Alexander S. Green, Peter LeFanu Lumsdaine, Neil J. Ross, Peter Selinger, and Benoît Valiron. “Quipper: A Scalable Quantum Programming Language”. *Proceedings of the 34th ACM SIGPLAN Conference on Programming Language Design and Implementation*. PLDI 2013. doi:10.1145/2499370.2462177. arxiv:1304.3390. 2013.
- [18] Amar Hadzihasanovic. “A Diagrammatic Axiomatisation for Qubit Entanglement”. *Proceedings of the 30th Annual ACM/IEEE Symposium on Logic in Computer Science*. LICS 2015. doi:10.1109/LICS.2015.59. arxiv:1501.07082. 2015.
- [19] Chris Heunen, Louis Lemonnier, Christopher McNally, and Alex Rice. “Quantum circuits are just a phase”. *arXiv preprint*. arxiv:2507.11676. 2025.
- [20] Emmanuel Jeandel. “Strong shift equivalence as a category notion”. *arXiv preprint*. arxiv:2107.10734. 2021.
- [21] Emmanuel Jeandel, Simon Perdrix, and Renaud Vilmart. “A complete axiomatisation of the ZX-calculus for Clifford+T quantum mechanics”. *Proceedings of the 33rd Annual ACM/IEEE Symposium on Logic in Computer Science*. LICS 2018. doi:10.1145/3209108.3209131. arxiv:1705.11151. 2018.
- [22] Emmanuel Jeandel, Simon Perdrix, and Renaud Vilmart. “A generic normal form for ZX-diagrams and application to the rational angle completeness”. *Proceedings of the 34th Annual ACM/IEEE Symposium on Logic in Computer Science*. LICS 2019. doi:10.5555/3470152.3470196. arxiv:1805.05296. 2019.
- [23] Paul-André Melliès. “Functorial boxes in string diagrams”. *Proceedings of the 20th International Workshop on Computer Science Logic*. CSL 2006. doi:10.1007/11874683. https://hal.science/hal-00154243v1. 2006.
- [24] Microsoft. “Q# Programming Guide”. https://learn.microsoft.com/en-us/azure/quantum/user-guide/. 2025.
- [25] William Schober. “Extended Quantum Circuit Diagrams”. Poster at QPL 2024. arxiv:2410.02946. 2024.
- [26] Pawel Sobocinski. “Graphical linear algebra”. Mathematical blog. https://graphicallinearalgebra.net. 2015.
- [27] William Zeng and Bob Coecke. “Quantum algorithms for compositional natural language processing”. *Proceedings of the Workshop on Semantic Spaces at the Intersection of NLP, Physics and Cognitive Science*. SLPCS 2016. doi:10.4204/EPTCS.221.8. arxiv:1608.01406. 2016.

# APPENDIX CONTENT

Appendix A contains the coherence laws of SMCs. Appendix B gives a sufficient condition for the conjugation law to hold in the context of a unitary dagger controlled prop. Appendix C contains a detailed proof of Proposition 2. Appendix D contains a detailed proof of Theorem 2.

## APPENDIX A COHERENCE LAWS OF SYMMETRIC MONOIDAL CATEGORIES

$$\begin{array}{c} f \circ \text{id}_A \\ A \text{---} \boxed{\text{---}} \text{---} \boxed{f} \text{---} B \end{array} = \begin{array}{c} f \\ A \text{---} \boxed{f} \text{---} B \end{array} = \begin{array}{c} \text{id}_B \circ f \\ A \text{---} \boxed{f} \text{---} \boxed{\text{---}} \text{---} B \end{array} \quad (44)$$

$$\begin{array}{c} h \circ (g \circ f) \\ A \text{---} \boxed{\boxed{f} \boxed{g}} \text{---} \boxed{h} \text{---} D \end{array} = \begin{array}{c} (h \circ g) \circ f \\ A \text{---} \boxed{f} \text{---} \boxed{\boxed{g} \boxed{h}} \text{---} D \end{array} \quad (45)$$

$$\begin{array}{c} (f \otimes g) \otimes h \\ A \text{---} \boxed{\boxed{f} \boxed{g}} \text{---} \boxed{h} \text{---} B \\ C \text{---} \boxed{g} \text{---} D \\ E \text{---} \boxed{h} \text{---} F \end{array} = \begin{array}{c} f \otimes (g \otimes h) \\ A \text{---} \boxed{f} \text{---} B \\ C \text{---} \boxed{\boxed{g} \boxed{h}} \text{---} D \\ E \text{---} \boxed{h} \text{---} F \end{array} \quad (46)$$

$$\begin{array}{c} f \otimes \text{id}_I \\ A \text{---} \boxed{f} \text{---} B \\ \boxed{\text{---}} \end{array} = \begin{array}{c} f \\ A \text{---} \boxed{f} \text{---} B \end{array} = \begin{array}{c} \text{id}_I \otimes f \\ \boxed{\text{---}} \\ A \text{---} \boxed{f} \text{---} B \end{array} \quad (47)$$

$$\begin{array}{c} \text{id}_{A \otimes B} \\ A \otimes B \text{---} A \otimes B \end{array} = \begin{array}{c} \text{id}_A \otimes \text{id}_B \\ A \text{---} A \\ B \text{---} B \end{array} \quad (48)$$

$$\begin{array}{c} (g_1 \circ f_1) \otimes (g_2 \circ f_2) \\ A \text{---} \boxed{\boxed{f_1} \boxed{g_1}} \text{---} B \\ C \text{---} \boxed{\boxed{f_2} \boxed{g_2}} \text{---} D \end{array} = \begin{array}{c} (g_1 \otimes g_2) \circ (f_1 \otimes f_2) \\ A \text{---} \boxed{\boxed{f_1} \boxed{g_1}} \text{---} B \\ C \text{---} \boxed{\boxed{f_2} \boxed{g_2}} \text{---} D \end{array} \quad (49)$$

$$\begin{array}{c} \sigma_{I,A} \\ I \text{---} \text{---} A \\ A \text{---} \text{---} I \end{array} = \begin{array}{c} \text{id}_A \\ A \text{---} A \end{array} = \begin{array}{c} \sigma_{A,I} \\ A \text{---} \text{---} I \\ I \text{---} \text{---} A \end{array} \quad (50)$$

$$\begin{array}{c} \sigma_{B,A} \circ \sigma_{A,B} \\ A \text{---} \text{---} A \\ B \text{---} \text{---} B \end{array} = \begin{array}{c} \text{id}_{A \otimes B} \\ A \text{---} A \\ B \text{---} B \end{array} \quad (51)$$

$$\begin{array}{c} \sigma_{B,C} \circ (f \otimes \text{id}_C) \\ A \text{---} \boxed{f} \text{---} C \\ C \text{---} \text{---} B \end{array} = \begin{array}{c} (\text{id}_C \otimes f) \circ \sigma_{A,C} \\ A \text{---} \text{---} C \\ C \text{---} \boxed{f} \text{---} B \end{array} \quad (52)$$

$$\begin{array}{c} \sigma_{A \otimes B, C \otimes D} \\ A \text{---} \text{---} C \\ B \text{---} \text{---} D \\ C \text{---} \text{---} A \\ D \text{---} \text{---} B \end{array} = \begin{array}{c} (\text{id}_C \otimes \sigma_{A,D} \otimes \text{id}_B) \circ (\sigma_{A,C} \otimes \sigma_{B,D}) \circ (\text{id}_A \otimes \sigma_{B,C} \otimes \text{id}_D) \\ A \text{---} \text{---} C \\ B \text{---} \text{---} D \\ C \text{---} \text{---} A \\ D \text{---} \text{---} B \end{array} \quad (53)$$

Fig. 8: Coherence laws of symmetric monoidal categories.

APPENDIX B  
SUFFICIENT CONDITION FOR THE CONJUGATION LAW

In the following, given  $n \in \mathbb{Z}$ , the notation  $[n]$  denotes the set  $\{i : i \in \mathbb{N}, 1 \leq i \leq n\}$  which contains all integers between 1 and  $n$  (included). In particular, if  $n \leq 0$  then  $[n] = \emptyset$ .

**Definition 14** (unitary dagger controlled prop). A unitary dagger controlled prop  $\mathbf{P}$  is a dagger controlled prop containing only endomorphisms and such that  $\mathbf{P} \vdash f \circ f^\dagger = \text{id}_n = f^\dagger \circ f$  for any  $f \in \mathbf{P}(n, n)$ .

**Lemma 1.** Given a unitary dagger controlled prop  $\mathbf{P}$ ,  $\mathbf{P} \vdash f = g$  implies  $\mathbf{P} \vdash f^\dagger = g^\dagger$  for any  $f, g \in \mathbf{P}(n, n)$ .

*Proof.*  $\mathbf{P} \vdash f^\dagger = g^\dagger \circ g \circ f^\dagger = g^\dagger \circ f \circ f^\dagger = g^\dagger$  □

**Definition 15** (reducibility). Given a unitary dagger controlled prop  $\mathbf{P}$  and a set  $\mathcal{G}$  of endomorphisms of  $\mathbf{P}$ , let  $\mathbf{P}|_{\mathcal{G}}$  be the subclass of morphisms inductively generated as follows.

$$\frac{f : n \rightarrow n \in \mathcal{G}}{f \in \mathbf{P}|_{\mathcal{G}}(n, n)} \quad \frac{f, g \in \mathbf{P}|_{\mathcal{G}}(n, n)}{(g \circ f) \in \mathbf{P}|_{\mathcal{G}}(n, n)} \quad \frac{f \in \mathbf{P}|_{\mathcal{G}}(n, n) \quad g \in \mathbf{P}|_{\mathcal{G}}(m, m)}{(f \otimes g) \in \mathbf{P}|_{\mathcal{G}}(n+m, n+m)}$$

We say that  $\mathbf{P}$  is  $\mathcal{G}$ -reducible if for any  $f \in \mathbf{P}(n, n)$  there exists  $f' \in \mathbf{P}|_{\mathcal{G}}(n, n)$  such that  $\mathbf{P} \vdash f = f'$ .

**Lemma 2** (sufficient condition). Given a  $\mathcal{G}$ -reducible unitary dagger controlled prop  $\mathbf{P}$ , the condition  $(\star)$  is sufficient for the conjugation law (13) to hold for all  $f, g \in \mathbf{P}(n, n)$ ,

$$\forall x : n \rightarrow n, y : m \rightarrow m \in \mathcal{G}, \forall i \in [n+m-1] : \mathbf{P} \vdash \boxed{g_{y,i} \mid f_{x,i} \mid g_{y,i}^\dagger} = \boxed{g_{y,i} \mid f_{x,i} \mid g_{y,i}^\dagger} \quad (\star)$$

where  $f_{x,i}$  and  $g_{y,i}$  are defined as follows for  $x : n \rightarrow n, y : m \rightarrow m \in \mathcal{G}$  and  $i \in [n+m-1]$ .

$$f_{x,i} = \text{id}_{\max(0, i-n)} \otimes x \otimes \text{id}_{\max(0, m-i)} \quad g_{y,i} = \text{id}_{\max(0, n-i)} \otimes y \otimes \text{id}_{\max(0, i-m)}$$

*Proof.* Suppose that  $(\star)$ , we prove the conjugation law (13) for arbitrary  $f, g \in \mathbf{P}(n, n)$ . As  $\mathbf{P}$  is  $\mathcal{G}$ -reducible, any morphism in  $\mathbf{P}(n, n)$  can be transformed into a morphism in  $\mathbf{P}|_{\mathcal{G}}(n, n)$ . Moreover, notice that the coherence laws of SMC (see Figure 8) ensure that for any  $h \in \mathbf{P}|_{\mathcal{G}}(n, n)$  there exist  $\ell \geq 1$  and  $p_k, q_k \in \mathbb{N}$ ,  $x_k : n_k \rightarrow n_k \in \mathcal{G}$  satisfying  $p_k + n_k + q_k = n$  for all  $1 \leq k \leq \ell$ , such that

$$\mathbf{P} \vdash h = (\text{id}_{p_\ell} \otimes x_\ell \otimes \text{id}_{q_\ell}) \circ (\text{id}_{p_{\ell-1}} \otimes x_{\ell-1} \otimes \text{id}_{q_{\ell-1}}) \circ \cdots \circ (\text{id}_{p_1} \otimes x_1 \otimes \text{id}_{q_1})$$

Intuitively, we can transform any morphism  $h$  into a morphism  $h'$  that is a sequential composition of  $\ell$  layers each containing a single morphism of  $\mathcal{G}$  sandwiched between identities. Applied to  $f$  and  $g$ , this yields  $f'$  and  $g'$  of the above form such that

$$\mathbf{P} \vdash f = f' \quad , \quad \mathbf{P} \vdash g = g' \quad \text{and} \quad \mathbf{P} \vdash g^\dagger = (g')^\dagger$$

where the last equality is given by Lemma 1. Then, proving the following equation is enough to conclude.

$$\mathbf{P} \vdash \boxed{g' \mid f' \mid (g')^\dagger} = \boxed{g' \mid f' \mid (g')^\dagger} \quad (54)$$

Let  $\ell_f$  and  $\ell_g$  be the number of layers of  $f'$  and  $g'$  respectively. In the rest of the proof, we prove Equation (54) by induction on  $(\ell_g, \ell_f)$  with lexicographic order. If  $f' = f'_2 \circ f'_1$  where  $\ell_{f_i}$  is the number of layers of  $f'_i$ , then

$$\begin{aligned} \boxed{g' \mid f' \mid (g')^\dagger} &= \boxed{g' \mid f'_1 \mid f'_2 \mid (g')^\dagger} = \boxed{g' \mid f'_1 \mid (g')^\dagger \mid g' \mid f'_2 \mid (g')^\dagger} \\ &= \boxed{g' \mid f'_1 \mid (g')^\dagger} \mid \boxed{g' \mid f'_2 \mid (g')^\dagger} \stackrel{\text{IH}}{=} \boxed{g' \mid f'_1 \mid (g')^\dagger} \mid g' \mid f'_2 \mid (g')^\dagger \\ &= \boxed{g' \mid f'_1 \mid f'_2 \mid (g')^\dagger} = \boxed{g' \mid f'_1 \mid f'_2} \mid (g')^\dagger = \boxed{g' \mid f' \mid (g')^\dagger} \end{aligned}$$

where the induction hypothesis is applied for  $(\ell_g, \ell_{f_i}) < (\ell_g, \ell_f)$ . If  $g' = g'_2 \circ g'_1$  where  $\ell_{g_i}$  is the number of layers of  $g_i$ , then

$$\boxed{g' \mid f' \mid (g')^\dagger} = \boxed{g'_1 \mid g'_2 \mid f' \mid (g'_2)^\dagger \mid (g'_1)^\dagger} \stackrel{\text{IH}}{=} \boxed{g'_1 \mid g'_2 \mid f' \mid (g'_2)^\dagger} \mid (g'_1)^\dagger$$



$$\stackrel{\text{IH}}{=} \begin{array}{c} \text{---} \bullet \text{---} \\ | \\ \boxed{g'_1} \boxed{g'_2} \boxed{f'} \boxed{(g'_2)^\dagger} \boxed{(g'_1)^\dagger} \text{---} \end{array} = \begin{array}{c} \text{---} \bullet \text{---} \\ | \\ \boxed{g'} \boxed{f'} \boxed{(g')^\dagger} \text{---} \end{array}$$

where the first induction hypothesis is applied for  $(\ell_{g_1}, \ell_f + 2\ell_{g_2}) < (\ell_g, \ell_f)$  and the second induction hypothesis is applied for  $(\ell_{g_2}, \ell_f) < (\ell_g, \ell_f)$ .

The base cases  $\ell_f = \ell_g = 1$  are the cases where  $f'$  and  $g'$  have a single layer. Denoting

$$f' = (\text{id}_p \otimes x \otimes \text{id}_q) \quad \text{and} \quad g' = (\text{id}_r \otimes y \otimes \text{id}_s)$$

where  $p, q, r, s \in \mathbb{N}$  and  $x : n \rightarrow n, y : m \rightarrow m \in \mathcal{G}$ . If  $p \geq r + m$  or  $r \geq p + n$  then  $f'$  and  $g'$  trivially commute (as well as  $(\text{id}_1 \otimes g')$  and  $\mathbf{C}(f')$ ), and so the statement is straightforwardly proved using the fact that  $\mathbf{P}$  is unitary. Otherwise, there exists a unique  $i \in [n + m - 1]$  such that

$$\mathbf{P} \vdash f' = \text{id}_{\min(p,r)} \otimes f_{x,i} \otimes \text{id}_{\min(q,s)} \quad \text{and} \quad \mathbf{P} \vdash g' = \text{id}_{\min(p,r)} \otimes g_{y,i} \otimes \text{id}_{\min(q,s)}$$

Hence, we prove the bases cases as follows.

$$\begin{array}{c} \begin{array}{c} \text{---} \bullet \text{---} \\ | \\ \boxed{g'} \boxed{f'} \boxed{(g')^\dagger} \text{---} \end{array} = \begin{array}{c} \text{---} \bullet \text{---} \\ | \\ \boxed{g_{y,i}} \boxed{f_{x,i}} \boxed{g_{y,i}^\dagger} \text{---} \end{array} = \begin{array}{c} \text{---} \bullet \text{---} \\ | \\ \text{---} \boxed{g_{y,i}} \boxed{f_{x,i}} \boxed{g_{y,i}^\dagger} \text{---} \end{array} \stackrel{(\star)}{=} \begin{array}{c} \text{---} \bullet \text{---} \\ | \\ \text{---} \boxed{g_{y,i}} \boxed{f_{x,i}} \boxed{g_{y,i}^\dagger} \text{---} \end{array} \\ \\ = \begin{array}{c} \text{---} \bullet \text{---} \\ | \\ \boxed{g_{y,i}} \boxed{f_{x,i}} \boxed{g_{y,i}^\dagger} \text{---} \end{array} = \begin{array}{c} \text{---} \bullet \text{---} \\ | \\ \boxed{g'} \boxed{f'} \boxed{(g')^\dagger} \text{---} \end{array} \end{array}$$

□

## APPENDIX C PROOF OF PROPOSITION 2

The idea is to apply Lemma 2 to **CQC**. This gives a sufficient condition for the conjugation law (13) to hold. Then we prove that this condition is satisfied in **CQC**. The following equations are used as intermediate results and are proved at the end of this section.

$$\textcircled{0} = \boxed{\phantom{0}} \tag{55}$$

$$\textcircled{-\pi} = \textcircled{\pi} \tag{56}$$

$$\boxed{H} = \textcircled{-\pi/4} \begin{array}{c} \text{---} \bullet \text{---} \\ | \\ \boxed{H} \end{array} \begin{array}{c} \text{---} \bullet \text{---} \\ | \\ \boxed{H} \end{array} \begin{array}{c} \text{---} \bullet \text{---} \\ | \\ \boxed{H} \end{array} \tag{57}$$

$$\boxed{H} \begin{array}{c} \text{---} \bullet \text{---} \\ | \\ \textcircled{\pi} \end{array} \boxed{H} \begin{array}{c} \text{---} \bullet \text{---} \\ | \\ \textcircled{\alpha} \end{array} = \textcircled{\alpha} \begin{array}{c} \text{---} \bullet \text{---} \\ | \\ \boxed{H} \end{array} \begin{array}{c} \text{---} \bullet \text{---} \\ | \\ \textcircled{-\alpha} \end{array} \boxed{H} \begin{array}{c} \text{---} \bullet \text{---} \\ | \\ \textcircled{\pi} \end{array} \tag{58}$$

$$\boxed{H} = \begin{array}{c} \text{---} \bullet \text{---} \\ | \\ \textcircled{\pi/2} \end{array} \boxed{H} \begin{array}{c} \text{---} \bullet \text{---} \\ | \\ \textcircled{\pi/4} \end{array} \boxed{H} \begin{array}{c} \text{---} \bullet \text{---} \\ | \\ \textcircled{\pi} \end{array} \boxed{H} \begin{array}{c} \text{---} \bullet \text{---} \\ | \\ \textcircled{-\pi/4} \end{array} \boxed{H} \begin{array}{c} \text{---} \bullet \text{---} \\ | \\ \textcircled{-\pi/2} \end{array} \tag{59}$$

$$\begin{array}{c} \text{---} \bullet \text{---} \\ | \\ \boxed{H} \end{array} \begin{array}{c} \text{---} \bullet \text{---} \\ | \\ \boxed{H} \end{array} \begin{array}{c} \text{---} \bullet \text{---} \\ | \\ \boxed{H} \end{array} = \begin{array}{c} \text{---} \bullet \text{---} \\ | \\ \boxed{H} \end{array} \begin{array}{c} \text{---} \bullet \text{---} \\ | \\ \boxed{H} \end{array} \begin{array}{c} \text{---} \bullet \text{---} \\ | \\ \boxed{H} \end{array} \tag{60}$$

$$\begin{array}{c} \text{---} \bullet \text{---} \\ | \\ \boxed{H} \end{array} \begin{array}{c} \text{---} \bullet \text{---} \\ | \\ \textcircled{\pi} \end{array} \begin{array}{c} \text{---} \bullet \text{---} \\ | \\ \boxed{H} \end{array} = \begin{array}{c} \text{---} \bullet \text{---} \\ | \\ \boxed{H} \end{array} \begin{array}{c} \text{---} \bullet \text{---} \\ | \\ \textcircled{\pi} \end{array} \begin{array}{c} \text{---} \bullet \text{---} \\ | \\ \boxed{H} \end{array} \tag{61}$$

$$\begin{array}{c} \text{---} \bullet \text{---} \\ | \\ \textcircled{\pi} \end{array} \begin{array}{c} \text{---} \bullet \text{---} \\ | \\ \boxed{H} \end{array} \begin{array}{c} \text{---} \bullet \text{---} \\ | \\ \textcircled{\pi} \end{array} = \begin{array}{c} \text{---} \bullet \text{---} \\ | \\ \textcircled{\pi} \end{array} \begin{array}{c} \text{---} \bullet \text{---} \\ | \\ \boxed{H} \end{array} \begin{array}{c} \text{---} \bullet \text{---} \\ | \\ \textcircled{\pi} \end{array} \tag{62}$$

**Lemma 3.**  $\mathbf{CQC}$  is  $\mathcal{G}$ -reducible where  $\mathcal{G}$  is defined as follows.

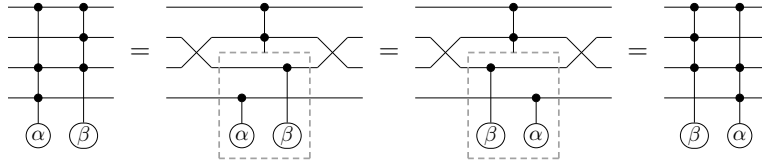
$$\mathcal{G} := \{\text{id}_n : n \in \mathbb{N}\} \cup \{ \textcircled{\alpha} : \alpha \in \mathbb{R} \} \cup \{ \mathbf{C}(\textcircled{\alpha}) : \alpha \in \mathbb{R} \} \cup \{ \mathbf{C}(\mathbf{C}(\textcircled{\pi})) \} \cup \{ -\overline{H} - \}$$

*Proof.* Given a morphism  $f \in \mathbf{CQC}(n, n)$ , we explain how to transform  $f$  into a morphism  $f' \in \mathbf{CQC}|_{\mathcal{G}}(n, n)$ . In the following, what we call a gate is either  $\text{id}_n$ ,  $\sigma_{n,m}$ ,  $\textcircled{\alpha}$ , or  $-\overline{H}-$ . Notice that all the  $\sigma_{n,m}$  gates can always be removed by applying Equations (50) and (53) and then Equation (26). Moreover, as  $\mathbf{C}$  is a functor and  $\mathbf{CQC}$  contains only endomorphisms, we can always apply  $\mathbf{C}(g \circ f) = \mathbf{C}(g) \circ \mathbf{C}(f)$  to split each control into multiple controlled gates. Then, we iteratively reduce the number of controls of the remaining gates using Equations (33), (34) and (35) as well as their controlled versions (where Equation (34) is only applied when  $\alpha \neq \pi$  to avoid infinite loops). The coherence laws ensure that this process can be applied to gates that are controlled by non-adjacent wires, and we can remove the implicit  $\sigma_{n,m}$  gates that are hidden as explained above. At the end of this process, we get a morphism  $f' \in \mathbf{CQC}|_{\mathcal{G}}(n, n)$ .  $\square$

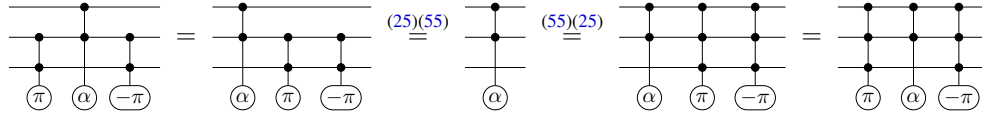
*Proof of Proposition 2.* Proposition 1 and Lemma 3 ensure that we can apply Lemma 2 to  $\mathbf{CQC}$ . Proving that  $(\star)$  holds amounts to proving that for any  $x : n \rightarrow n, y : m \rightarrow m \in \mathcal{G}$  and  $i \in [n + m - 1]$ ,

$$\mathbf{CQC} \vdash \begin{array}{c} \bullet \\ \hline \boxed{g_{y,i}} \quad \boxed{f_{x,i}} \quad \boxed{g_{y,i}^\dagger} \end{array} = \begin{array}{c} \bullet \\ \hline \boxed{g_{y,i}} \quad \boxed{f_{x,i}} \quad \boxed{g_{y,i}^\dagger} \end{array} \quad \text{where} \quad \begin{array}{l} f_{x,i} = \text{id}_{\max(0,i-n)} \otimes x \otimes \text{id}_{\max(0,m-i)} \\ g_{y,i} = \text{id}_{\max(0,n-i)} \otimes y \otimes \text{id}_{\max(0,i-m)} \end{array}$$

We give below a table summing up all the cases. Fortunately, this is trivial for most cases. In particular, the fact that  $\mathbf{C}(\text{id}_n) = \text{id}_{n+1}$  and Proposition 1 can straightforwardly be used when  $x = \text{id}_n$  or  $y = \text{id}_m$  for some  $n, m \in \mathbb{N}$  or when  $x = \textcircled{\alpha}$  or  $y = \textcircled{\beta}$  for some  $\alpha, \beta \in \mathbb{R}$  (this remark is referred as  $\heartsuit$  in the table). Moreover, all circuits containing a single controlled  $\textcircled{\alpha}$  gate provably commute. Here is an example.



Hence, all the base cases where  $x$  and  $y$  are either  $\mathbf{C}(\textcircled{\alpha})$  or  $\mathbf{C}(\mathbf{C}(\textcircled{\pi}))$  can be proved easily (this remark is referred as  $\clubsuit$  in the table). Here is an example for  $y = \mathbf{C}(\mathbf{C}(\textcircled{\pi}))$  and  $x = \mathbf{C}(\textcircled{\alpha})$ .



Finally, the remaining cases are either relations in  $\mathcal{R}_c$  or provable in  $\mathbf{CQC}$ . Here is the table summing up all cases. The proof of Equations (60), (61) and (62) can be found at the end of this section.

	$x = \text{id}_n$	$x = \textcircled{\alpha}$	$x = \mathbf{C}(\textcircled{\alpha})$	$x = \mathbf{C}(\mathbf{C}(\textcircled{\pi}))$	$x = -\overline{H}-$
$y = \text{id}_m$	$\heartsuit$	$\heartsuit$	$\heartsuit$	$\heartsuit$	$\heartsuit$
$y = \textcircled{\beta}$	$\heartsuit$	$\heartsuit$	$\heartsuit$	$\heartsuit$	$\heartsuit$
$y = \mathbf{C}(\textcircled{\beta})$	$\heartsuit$	$\heartsuit$	$\clubsuit$	$\clubsuit$	$i = 1 \quad (30)$
$y = \mathbf{C}(\mathbf{C}(\textcircled{\pi}))$	$\heartsuit$	$\heartsuit$	$\clubsuit$	$\clubsuit$	$i = 1 \quad (62)$
					$i = 2 \quad (32)$
$y = -\overline{H}-$	$\heartsuit$	$\heartsuit$	$i = 1 \quad (29)$	$i = 1 \quad (61)$	$i = 1 \quad (60)$
				$i = 2 \quad (31)$	

$\square$

*Proof of Equation (55).*

$$\textcircled{0} \stackrel{(24)}{=} \textcircled{0} \textcircled{2\pi} \stackrel{(25)}{=} \textcircled{2\pi} \stackrel{(24)}{=} \textcircled{0}$$

$\square$



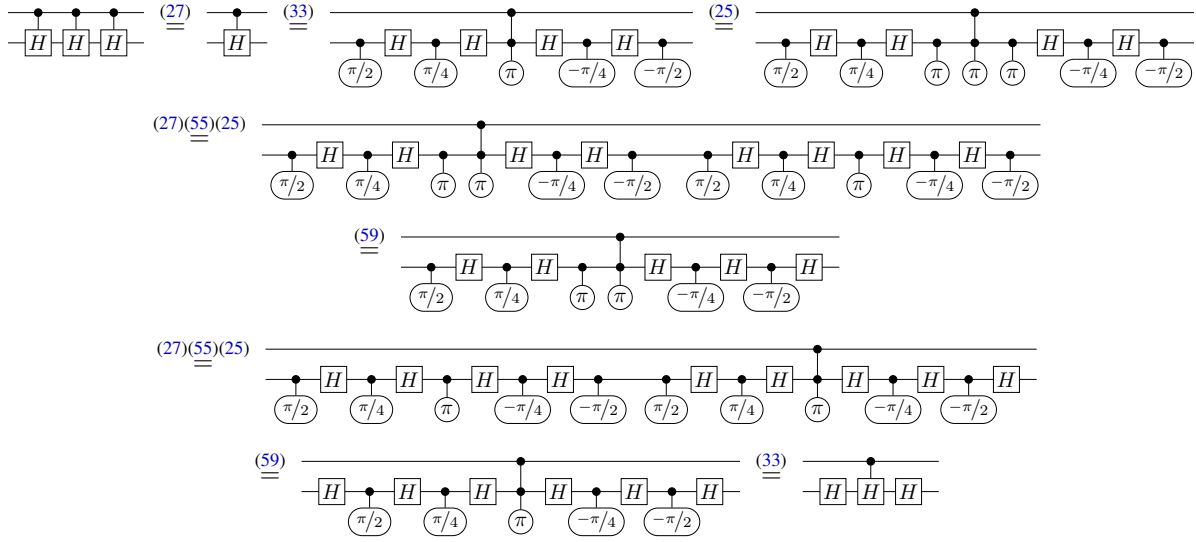
☐





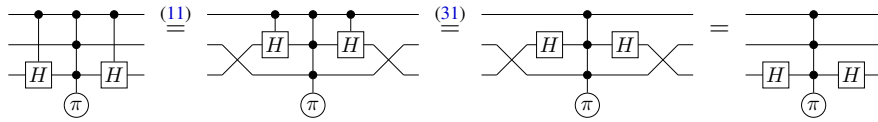
□

Proof of Equation (60).



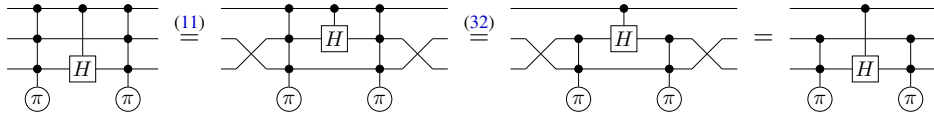
□

Proof of Equation (61).



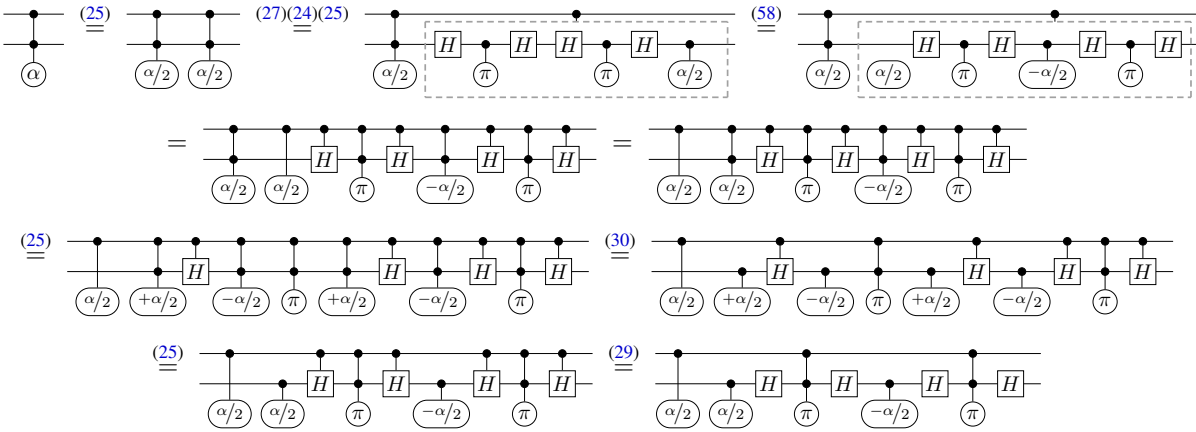
□

Proof of Equation (62).



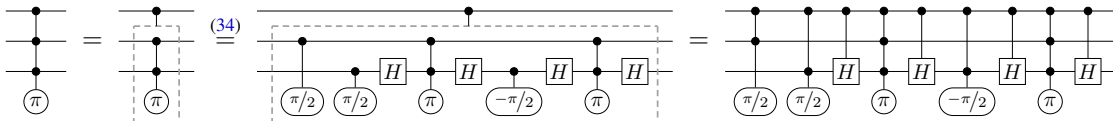
□

Proof of Equation (34).

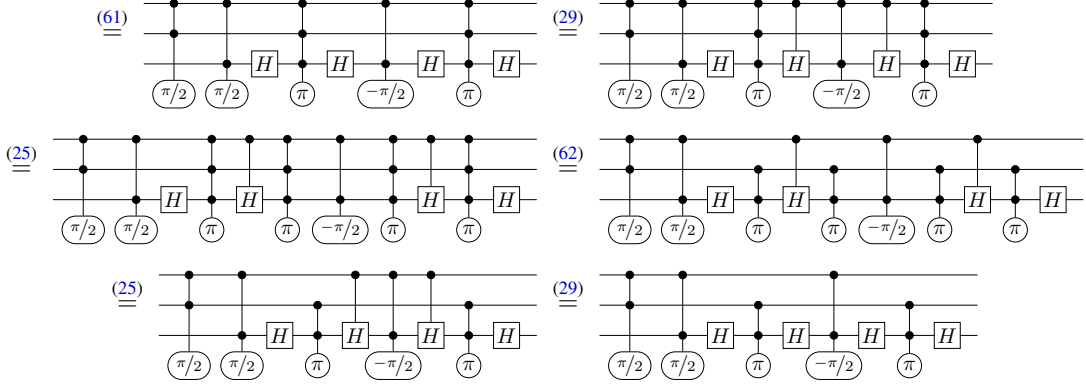


□

Proof of Equation (35).





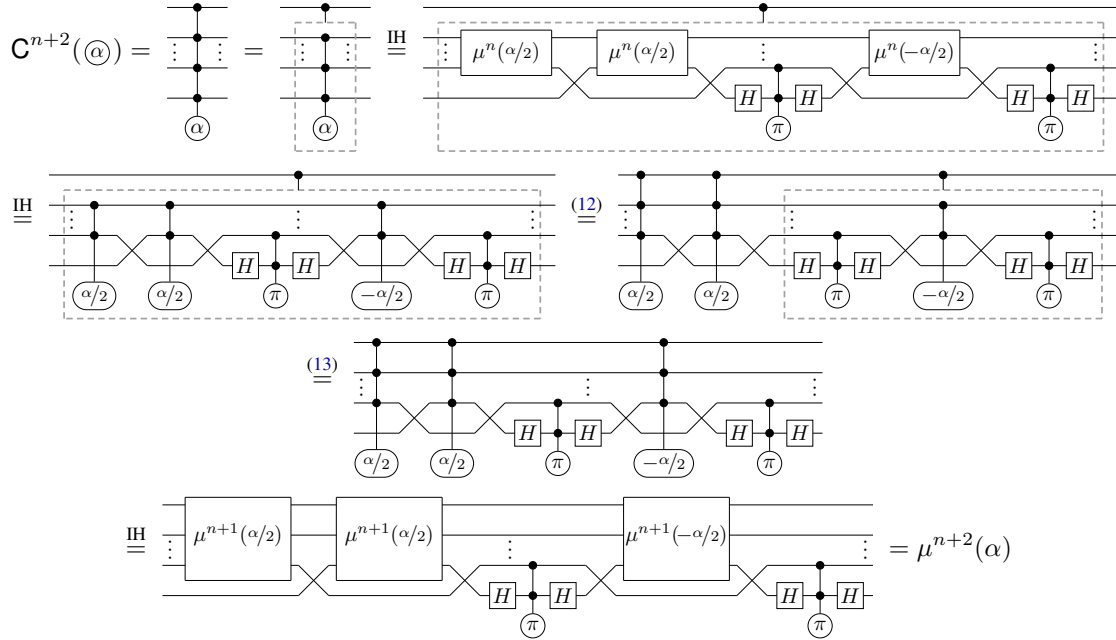


□

## APPENDIX D PROOF OF THEOREM 2

In this section, we use the set  $\mathcal{G}$  defined in Lemma 3.

*Proof of Proposition 3.* The base cases where  $n = 0$  and  $n = 1$  are trivial and the case  $n = 2$  is proved in Appendix C as Equation (34). The induction case  $n + 2$  with  $n > 0$  is proved by the following derivation (where the second wire represents  $n - 1$  wires).



□

**Definition 16** (encoding). Let  $E : \mathbf{CQC}|_{\mathcal{G}} \rightarrow \mathbf{QC}$  be the encoding map inductively defined as follows.

$$\begin{aligned}
 E(C_2 \circ C_1) &:= E(C_2) \circ E(C_1) & E(C_1 \otimes C_2) &:= E(C_1) \otimes E(C_2) & E(\text{id}_n) &:= \text{id}_n & E(\alpha) &:= \alpha \\
 E(-\overline{H}-) &:= -\overline{H}- & E\left(\begin{array}{c} \bullet \\ \hline \alpha \end{array}\right) &:= -\overline{Z(\alpha)}- & E\left(\begin{array}{c} \bullet \\ \hline \pi \end{array}\right) &:= -\overline{H} \oplus \overline{H}-
 \end{aligned}$$

**Definition 17** (decoding). Let  $D : \mathbf{QC} \rightarrow \mathbf{CQC}|_{\mathcal{G}}$  be the decoding map inductively defined as follows.

$$\begin{aligned}
 D(C_2 \circ C_1) &:= D(C_2) \circ D(C_1) & D(C_1 \otimes C_2) &:= D(C_1) \otimes D(C_2) & D(\text{id}_n) &:= \text{id}_n \\
 D(\sigma_{n,0}) &:= D(\sigma_{0,n}) := \text{id}_n & D(\sigma_{n+m,p+q}) &:= D((\text{id}_p \otimes \sigma_{n,q} \otimes \text{id}_m) \circ (\sigma_{n,p} \otimes \sigma_{m,q}) \circ (\text{id}_n \otimes \sigma_{m,p} \otimes \text{id}_q)) \\
 D(\sigma_{1,1}) &:= \begin{array}{c} \overline{H} \quad \overline{H} \quad \overline{H} \\ \hline \pi \quad \pi \quad \pi \end{array} & D\left(\begin{array}{c} \bullet \\ \hline \oplus \end{array}\right) &:= \begin{array}{c} \overline{H} \quad \overline{H} \\ \hline \pi \end{array}
 \end{aligned}$$

$$D(\textcircled{\alpha}) := \textcircled{\alpha} \quad D(-\boxed{H}-) := -\boxed{H}- \quad D(-\boxed{Z(\alpha)}-) := \textcircled{\alpha}$$

**Lemma 4.**  $\llbracket E(C) \rrbracket_v = \llbracket C \rrbracket_c$  for any  $C \in \mathbf{CQC}|_{\mathcal{G}}(n, n)$ .

*Proof.* By structural induction with

$$\llbracket E(C_1 \diamond C_2) \rrbracket_v = \llbracket E(C_1) \diamond E(C_2) \rrbracket_v = \llbracket E(C_1) \rrbracket_v \diamond \llbracket E(C_2) \rrbracket_v \stackrel{\text{IH}}{=} \llbracket C_1 \rrbracket_c \diamond \llbracket C_2 \rrbracket_c = \llbracket C_1 \diamond C_2 \rrbracket_c$$

where  $\diamond$  is either  $\circ$  or  $\otimes$ , and where the base cases can be checked manually. □

**Lemma 5.**  $\mathbf{CQC} \vdash D(\lambda^n(\alpha)) = \mu^n(\alpha)$  for any  $n \in \mathbb{N}$  and  $\alpha \in \mathbb{R}$ .

*Proof.* By induction on  $n$ . The base case where  $n = 0$  or  $n = 1$  are proved as follows.

$$\begin{aligned} D(\lambda^0(\alpha)) &= D(\textcircled{\alpha}) = \textcircled{\alpha} = \mu^0(\alpha) \\ D(\lambda^1(\alpha)) &= D(-\boxed{Z(\alpha)}-) = \textcircled{\alpha} = \mu^1(\alpha) \end{aligned}$$

The induction case use the fact that  $\mathbf{CQC} \vdash D(\sigma_{1,1}) = \sigma_{1,1}$  (see Equation (26)) and is proved as follows.

$$\begin{aligned} D(\lambda^{n+2}(\alpha)) &= D \left( \begin{array}{c} \vdots \\ \lambda^{n+1}(\alpha/2) \quad \vdots \quad \lambda^{n+1}(\alpha/2) \quad \vdots \quad \lambda^{n+1}(-\alpha/2) \quad \vdots \\ \vdots \end{array} \right) \\ &\stackrel{\text{IH}}{=} \begin{array}{c} \vdots \\ \mu^{n+1}(\alpha/2) \quad \vdots \quad \mu^{n+1}(\alpha/2) \quad \vdots \quad \mu^{n+1}(-\alpha/2) \quad \vdots \\ \vdots \end{array} \\ &\stackrel{(26)}{=} \begin{array}{c} \vdots \\ \mu^{n+1}(\alpha/2) \quad \vdots \quad \mu^{n+1}(\alpha/2) \quad \vdots \quad \mu^{n+1}(-\alpha/2) \quad \vdots \\ \vdots \end{array} = \mu^{n+2}(\alpha) \end{aligned}$$

□

**Lemma 6.** If  $\mathbf{QC} \vdash C_1 = C_2$  then  $\mathbf{CQC} \vdash D(C_1) = D(C_2)$  for any  $C_1, C_2 \in \mathbf{QC}(n, n)$ .

*Proof.* This is enough to prove the statement for each relation  $C_1 = C_2$  in  $\mathcal{R}_v$ . Equations (14), (15), (17) and (18) of  $\mathcal{R}_v$  are directly decoded as Equations (24), (25), (27) and (28) in  $\mathcal{R}_c$ .

Equation (16) is decoded as follows.

$$\begin{aligned} D(\textcircled{\times}) &= \begin{array}{c} \textcircled{\times} \\ \vdots \end{array} \stackrel{(26)}{=} \textcircled{\times} = \textcircled{\times} \\ &\stackrel{(26)}{=} \begin{array}{c} \textcircled{\times} \\ \vdots \end{array} = \begin{array}{c} \textcircled{\times} \\ \vdots \end{array} \\ &\stackrel{(27)(24)(25)}{=} \begin{array}{c} \textcircled{\times} \\ \vdots \end{array} \\ &= D \left( \begin{array}{c} \textcircled{\times} \\ \vdots \end{array} \right) = D \left( \begin{array}{c} \textcircled{\times} \\ \vdots \end{array} \right) \end{aligned}$$

Equation (19) is decoded as follows.

$$D(-\boxed{Z(0)}-) = \textcircled{0} \stackrel{(55)}{=} \textcircled{0} = \textcircled{0} = D(\textcircled{0})$$

Equation (20) is decoded as follows.

$$D(-\boxed{Z(\alpha_1)}-\boxed{Z(\alpha_2)}-) = \begin{array}{c} \bullet \quad \bullet \\ \hline \alpha_1 \quad \alpha_2 \end{array} = \begin{array}{c} \bullet \\ \hline \boxed{\alpha_1 \quad \alpha_2} \end{array} \stackrel{(25)}{=} \begin{array}{c} \bullet \\ \hline \alpha_1 + \alpha_2 \end{array} = D(-\boxed{Z(\alpha_1 + \alpha_2)}-)$$

Equation (21) is decoded as follows.

$$\begin{aligned} D\left(\begin{array}{c} \bullet \\ \hline \boxed{Z(\alpha)} \\ \oplus \end{array}\right) &= \begin{array}{c} \bullet \quad \bullet \quad \bullet \\ \hline \boxed{H} \quad \boxed{H} \quad \boxed{H} \\ \pi \quad \alpha \quad \pi \end{array} \stackrel{(27)}{=} \begin{array}{c} \bullet \quad \bullet \quad \bullet \\ \hline \boxed{H} \quad \pi \quad \alpha \quad \pi \quad \boxed{H} \end{array} \\ &= \begin{array}{c} \bullet \\ \hline \boxed{H} \quad \pi \quad \alpha \quad \pi \quad \boxed{H} \end{array} \stackrel{(25)(24)}{=} \begin{array}{c} \bullet \\ \hline \boxed{H} \quad \alpha \quad \boxed{H} \end{array} \stackrel{(27)}{=} \begin{array}{c} \bullet \\ \hline \alpha \end{array} = D\left(\begin{array}{c} \bullet \\ \hline \boxed{Z(\alpha)} \end{array}\right) \end{aligned}$$

Equation (22) is decoded as follows.

$$D\left(\begin{array}{c} \bullet \\ \hline \boxed{H} \quad \oplus \quad \boxed{H} \end{array}\right) = \begin{array}{c} \bullet \\ \hline \boxed{H} \quad \boxed{H} \quad \pi \quad \boxed{H} \quad \boxed{H} \end{array} \stackrel{(27)}{=} \begin{array}{c} \bullet \\ \hline \pi \end{array} \stackrel{\text{Proposition 3}}{=} \begin{array}{c} \bullet \\ \hline \boxed{\mu^2(\pi)} \end{array} \stackrel{\text{Lemma 5}}{=} D\left(\begin{array}{c} \bullet \\ \hline \boxed{\lambda^2(\pi)} \end{array}\right)$$

Equation (23) is decoded as follows.

$$D\left(\begin{array}{c} \vdots \\ \hline \boxed{\lambda^n(2\pi)} \end{array}\right) \stackrel{\text{Lemma 5}}{=} \begin{array}{c} \vdots \\ \hline \boxed{\mu^n(2\pi)} \end{array} \stackrel{\text{Proposition 3}}{=} \begin{array}{c} \vdots \quad \vdots \quad \vdots \\ \hline \vdots \quad \vdots \quad \vdots \\ \pi \end{array} \stackrel{(24)}{=} \begin{array}{c} \vdots \quad \vdots \quad \vdots \\ \hline \vdots \quad \vdots \quad \vdots \end{array} = \begin{array}{c} \vdots \\ \hline \vdots \end{array} = D\left(\begin{array}{c} \vdots \\ \hline \vdots \end{array}\right)$$

□

**Lemma 7.**  $\mathbf{CQC} \vdash D(E(C)) = C$  for any  $C \in \mathbf{CQC}|_{\mathcal{G}}(n, n)$ .

*Proof.* By structural induction with

$$D(E(C_1 \diamond C_2)) = D(E(C_1) \diamond E(C_2)) = D(E(C_1)) \diamond D(E(C_2)) \stackrel{\text{IH}}{=} C_1 \diamond C_2$$

where  $\diamond$  is either  $\circ$  or  $\otimes$ , and where the base cases are proved as follows.

$$\begin{aligned} D(E(g)) &= D(g) = g \quad \text{when} \quad g \in \{\text{id}_n, \alpha, -\boxed{H}-\} \\ D\left(E\left(\begin{array}{c} \bullet \\ \hline \alpha \end{array}\right)\right) &= D\left(\begin{array}{c} \bullet \\ \hline \boxed{Z(\alpha)} \end{array}\right) = \begin{array}{c} \bullet \\ \hline \alpha \end{array} \\ D\left(E\left(\begin{array}{c} \bullet \quad \bullet \\ \hline \pi \end{array}\right)\right) &= D\left(\begin{array}{c} \bullet \quad \bullet \\ \hline \boxed{H} \quad \oplus \quad \boxed{H} \end{array}\right) = \begin{array}{c} \bullet \quad \bullet \\ \hline \boxed{H} \quad \boxed{H} \quad \pi \quad \boxed{H} \quad \boxed{H} \end{array} \stackrel{(27)}{=} \begin{array}{c} \bullet \quad \bullet \\ \hline \pi \end{array} \end{aligned}$$

□

*Proof of Theorem 2.* Let  $C_1, C_2 \in \mathbf{CQC}(n, n)$  such that  $\llbracket C_1 \rrbracket_{\mathcal{C}} = \llbracket C_2 \rrbracket_{\mathcal{C}}$ . By Lemma 3, there are some  $C'_1, C'_2 \in \mathbf{CQC}|_{\mathcal{G}}(n, n)$  such that  $\mathbf{CQC} \vdash C_i = C'_i$ . By Lemma 4 and completeness of  $\mathbf{QC}$  (see Theorem 1) we have  $\mathbf{QC} \vdash E(C'_1) = E(C'_2)$ . Then, by Lemma 6,  $\mathbf{CQC} \vdash D(E(C'_1)) = D(E(C'_2))$  and Lemma 7 concludes the proof as follows.

$$\mathbf{CQC} \vdash C_1 \stackrel{\text{Lemma 3}}{=} C'_1 \stackrel{\text{Lemma 7}}{=} D(E(C'_1)) \stackrel{\text{Lemma 6}}{=} D(E(C'_2)) \stackrel{\text{Lemma 7}}{=} C'_2 \stackrel{\text{Lemma 3}}{=} C_2$$

□