

Diagrammatic Reasoning with Control as a Constructor, Applications to Quantum Circuits

Noé Delorme and Simon Perdrix

Université de Lorraine, CNRS, INRIA, LORIA, 54000 Nancy, France

Abstract

Control is a predominant concept in quantum and reversible computational models. It allows to apply or not a transformation on a system, depending on the state of another system. We introduce a general framework for diagrammatic reasoning featuring control as a constructor. To do so, we provide an elementary axiomatisation of control functors, extending the standard formalism of props (symmetric monoidal categories with the natural numbers as objects) to controlled props. As an application, we show that controlled props ease diagrammatic reasoning for quantum circuits by allowing a simple complete set of relations that only involves relations acting on at most three qubits, whereas it is known that in the standard prop setting any complete axiomatisation requires relations acting on arbitrarily many qubits.

1 Introduction

Diagrammatic reasoning has been very successful in the recent years in various domains including quantum computing [12, 19, 16, 4, 1, 10], linear algebra [24, 7], control theory [6, 5], natural language processing [11, 25] and symbolic dynamics [18] to cite a few. The natural mathematical framework for diagrammatic reasoning is that of symmetric monoidal categories, and more precisely, props. This formalism allows to represent processes and how they interact in space-time via sequential and parallel compositions. To do so, we can define graphical languages as generators and relations, allowing to reason on string diagrams rather than on their interpretations, which can be less intuitive and/or significantly larger – such as matrices whose dimensions grow exponentially with the number of inputs and outputs in the quantum case.

Control is a central concept in quantum and reversible computational models. Roughly speaking, a transformation can be conditioned on an additional system such that, depending on its state, the transformation is either applied or not. For instance, controlling a NOT gate yields the well-known CNOT gate, and adding another control leads to the Toffoli gate. Notice, that various quantum programming languages [15, 14, 22, 3, 13] provide primitives that allow to control gates or even circuits.

In this paper, we aim at formalising the notion of control as a constructor in graphical languages, i.e. as a functor in a prop: every diagram f with n inputs and n outputs yields a new diagram $C(f)$ with $1 + n$ inputs and $1 + n$ outputs, which represents its controlled version (notice that our control only applies to diagrams with equal numbers of input and outputs). A controlled prop is then defined as a prop equipped with a control functor. Similarly to props, controlled props can be used to define graphical languages as generators and relations.

In these settings, the control distributes over composition: given two composable diagrams f and g , we have that $C(g \circ f) = C(g) \circ C(f)$. This reflects the intuition that controlling a sequence of operations is equivalent to sequentially controlling each operation. As control does not distribute over parallel composition ($C(f \otimes g) \neq C(f) \otimes C(g)$, since the latter acts on one more wire), we provide a simple axiomatisation that allows in particular to define the control of a parallel composition of two diagrams. Additionally, our formalism satisfies a context rule saying that if an equation $f = g$ is derivable, so is its control version $C(f) = C(g)$. This follows directly from the definition of control as a constructor.

Control functors also allow to state the fundamental conjugation law, which is a cornerstone when dealing with reversing and control. Given an arbitrary f and a reversible g – which inverse is denoted g^\dagger – one can conjugate f by g , leading to the pattern $g^\dagger \circ f \circ g$. This pattern is widely used in algorithm design, e.g. for a basis change, for ancillary qubit preparation and liberation, or for oracle implementation. Controlling such

a pattern can be reduced to controlling only f , leading to the following conjugation law.

$$\begin{array}{c} \bullet \\ \hline \boxed{g} \text{---} \boxed{f} \text{---} \boxed{g^\dagger} \end{array} = \begin{array}{c} \bullet \\ \hline \boxed{g} \text{---} \boxed{f} \text{---} \boxed{g^\dagger} \end{array}$$

An important motivation for our framework comes from quantum computing, where control is extensively used to conditionally apply a gate according to the state of one or multiple control qubits. Beyond controlling individual gates, quantum algorithms often rely on conditioning entire subcircuits which can be expressed in the formalism of controlled props where quantum circuits are represented as string diagrams.

Complete sets of relations for quantum circuits have been established in earlier works using the formalism of props [10, 9, 8]. These complete equational theories do not rely on the control as a constructor, but point out however the pivotal role of controlled operations in diagrammatic reasoning, and motivates the introduction of controlled props. As our main application in this present paper, we define the controllable quantum circuits and give a complete set of relations for it. This fairly natural and simple complete set of relations, depicted in Figure 1, is made of 4 basic equations (Equations (1) to (4)), together with the standard Euler decomposition Equation (5), and 4 instances of the conjugation law (Equations (6) to (9)).

$$\begin{array}{l} \textcircled{2\pi} = \boxed{} \quad (1) \quad \textcircled{\alpha_1} \textcircled{\alpha_2} = \textcircled{\alpha_1 + \alpha_2} \quad (2) \quad \text{X} = \begin{array}{c} \bullet \quad \oplus \quad \bullet \\ \hline \oplus \quad \bullet \quad \oplus \end{array} \quad (3) \\ \boxed{H} \text{---} \boxed{H} = \text{---} \quad (4) \quad \boxed{H} \text{---} \boxed{Z(\alpha_1)} \text{---} \boxed{H} \text{---} \boxed{Z(\alpha_2)} \text{---} \boxed{H} = \textcircled{\beta_0} \text{---} \boxed{Z(\beta_1)} \text{---} \boxed{H} \text{---} \boxed{Z(\beta_2)} \text{---} \boxed{H} \text{---} \boxed{Z(\beta_3)} \quad (5) \\ \begin{array}{c} \bullet \quad \bullet \quad \bullet \\ \hline \boxed{H} \text{---} \boxed{Z(\alpha)} \text{---} \boxed{H} \end{array} = \begin{array}{c} \bullet \\ \hline \boxed{H} \text{---} \boxed{Z(\alpha)} \text{---} \boxed{H} \end{array} \quad (6) \quad \begin{array}{c} \bullet \quad \bullet \quad \bullet \\ \hline \boxed{Z(\alpha)} \text{---} \boxed{H} \text{---} \boxed{Z(-\alpha)} \end{array} = \begin{array}{c} \bullet \\ \hline \boxed{Z(\alpha)} \text{---} \boxed{H} \text{---} \boxed{Z(-\alpha)} \end{array} \quad (7) \\ \begin{array}{c} \bullet \quad \bullet \quad \bullet \\ \hline \boxed{H} \text{---} \bullet \text{---} \boxed{H} \\ \oplus \end{array} = \begin{array}{c} \bullet \\ \hline \boxed{H} \text{---} \bullet \text{---} \boxed{H} \\ \oplus \end{array} \quad (8) \quad \begin{array}{c} \bullet \quad \bullet \quad \bullet \\ \hline \bullet \text{---} \boxed{H} \text{---} \bullet \\ \oplus \end{array} = \begin{array}{c} \bullet \\ \hline \bullet \text{---} \boxed{H} \text{---} \bullet \\ \oplus \end{array} \quad (9) \end{array}$$

Figure 1: Complete set of relations for the graphical language of controllable quantum circuits using the controlled prop formalism. Note that this presentation uses some shorthand notations to align with usual gate choices in quantum computing. Especially, the Z-rotation gates are in fact controlled global phases. The explicit presentation is depicted in Figure 5.

Remarkably, in the complete set of relations we introduce for controllable quantum circuits, all relations involve circuits acting on at most three qubits, whereas, it has been shown in [8] that any complete set of relations for (unitary) quantum circuits, defined as a prop, requires at least one relation involving circuits acting on n wires for any $n \in \mathbb{N}$. Hence, using controlled props allow to circumvent the unboundedness issue of props, demonstrating the formalism of controlled props is particularly appropriate for quantum circuit reasoning.

Using control as a constructor also impacts the generators of the graphical languages. As a prop, the generators of the quantum circuits are the so called universal gate sets, for instance Z-rotation gates, the Hadamard gate, the CNOT gate together with the global phases are a common choice. It turns out that we can consider much simpler generators in the context of controlled props. This is because a Z-rotation gate is nothing but a controlled global phase gate. Similarly, as soon as we have the NOT gate, we have by construction the CNOT gate. Hence, quantum circuits, as a controlled prop, can be generated by the global phases and the Hadamard gate only.

Related work. In graphical languages, control is a central notion that has been used in various contexts, but not as a constructor. For quantum circuits, the completeness procedure is based on a back and forth translation with optical circuits [10]. The encoding of optical circuits into quantum circuits extensively relies on controlled operations, and their basic algebra. In this context, controlled operations are considered as shorthand notations, as they can be decomposed into generators. In the ZX-calculus, controlled diagrams

have also been extensively used in particular for defining normal forms [20], notice that the expressivity of the language allows to define control in a slightly different way, allowing the control of arbitrary diagram (not necessarily with the same number of inputs and outputs). Again in this context, controlled operations are considered as shorthand notations. Notice that controlled states and diagrams have also received some interests in the ZXW-calculus [2]. A very interesting approach consists in extending the quantum circuit model by allowing a new kind of composition which graphically consists in vertically connecting two gates, the behaviour of the new composed gates depends on the hamiltonians of the original ones. This work in progress allows, for instance, to represent a CNOT by connecting a Z gate to a X gate [23]. Additionally, various quantum programming languages (especially circuit description languages) allows for control of quantum circuits. In particular, Quipper supports control and a *withcompute* primitive, which consists in conjugating a circuit with another. These features have been semantically formalised using controllable categories [14] which involving control functions which are not necessarily functors. The goal of controllable categories is to provide a categorical model for a high level quantum programming language, while controlled props aim to formalize control in graphical languages, with much less features. Another quantum programming language introduced very recently in [17] allows any arbitrary unitaries to be generated from some simple global phases combined with a quantum analogue of *if let* primitive, which can be embedded in our formalism (see Section 5.2).

Structure of the paper. In Section 2, we fix the notations and recall the usual notions used to define a graphical language in the prop formalism. In Section 3, we introduce the controlled prop formalism and its underlying notion of conjugation. In Section 4, we define controllable quantum circuits (as a controlled prop), prove that the conjugation holds, and give a complete set of relations for it. In Section 5, we extend and generalise the framework of controlled prop in several ways. Especially, we review some notable properties that multiple coexisting control functors may satisfy, as well as generalising control functors for arbitrary symmetric monoidal categories. In Section 6, we provide our concluding remarks. Additionally, the paper contains three appendices containing detailed proofs of the main results.

2 Background

2.1 Symmetric monoidal categories

In a nutshell, a *strict symmetric monoidal category* (SMC) \mathbf{C} consists in a collection of objects $\mathcal{O}(\mathbf{C})$ and for any objects $A, B \in \mathcal{O}(\mathbf{C})$, a collection of morphisms $\mathbf{C}(A, B)$, together with two composition operators \circ and \otimes respectively called *sequential composition* and *parallel composition* (or *tensor product*). The objects are freely generated by \otimes such that $(A \otimes B) \otimes C = A \otimes (B \otimes C)$ and there is a neutral object I such that $A \otimes I = A = I \otimes A$. We write $f : A \rightarrow B$ when f is a morphism in $\mathbf{C}(A, B)$, moreover A and B are respectively called the *domain* and *codomain* of f . For each pair of morphisms $f : A \rightarrow B$, $g : B \rightarrow C$, there is a morphism $g \circ f : A \rightarrow C$. For each pair of morphisms $f : A \rightarrow B$, $g : C \rightarrow D$, there is a morphism $f \otimes g : A \otimes C \rightarrow B \otimes D$. For each $A \in \mathcal{O}(\mathbf{C})$ there is an identity morphism id_A and for each $A, B \in \mathcal{O}(\mathbf{C})$ there is a permutation morphism $\sigma_{A,B}$. Finally, the morphisms in a SMC have to satisfy the *coherence laws* depicted in Figure 2. SMCs have a nice representation as string diagrams where objects are depicted as wires and morphism as boxes. Unlike morphisms, where both compositions are in the same dimension, strings diagrams takes advantage of a second dimension by drawing the parallel compositions vertically. Many morphism equivalences are then trivialised in the graphical representation.

$$\begin{array}{cccccc}
f : A \rightarrow B & \text{id}_A : A \rightarrow A & \sigma_{A,B} : A \otimes B \rightarrow B \otimes A & g \circ f : A \rightarrow C & f \otimes g : A \otimes C \rightarrow B \otimes D \\
A \text{ --- } \boxed{f} \text{ --- } B & A \text{ --- } A & \begin{array}{c} A \text{ --- } \diagup \text{ --- } B \\ B \text{ --- } \diagdown \text{ --- } A \end{array} & A \text{ --- } \boxed{f} \text{ --- } \boxed{g} \text{ --- } C & \begin{array}{c} A \text{ --- } \boxed{f} \text{ --- } B \\ C \text{ --- } \boxed{g} \text{ --- } D \end{array}
\end{array}$$

Given two categories \mathbf{C} and \mathbf{D} , a *functor* $F : \mathbf{C} \rightarrow \mathbf{D}$ is a map which assigns to each object $A \in \mathcal{O}(\mathbf{C})$ an object $F(A) \in \mathcal{O}(\mathbf{D})$, and to each morphism $f \in \mathbf{C}(A, B)$ a morphism $F(f) \in \mathbf{D}(F(A), F(B))$ while preserving the compositional structure, that is $F(\text{id}_A) = \text{id}_{F(A)}$ and $F(g \circ f) = F(g) \circ F(f)$ whenever $g \circ f$ is defined. We say that F is *monoidal* when it also preserves the tensor product, that is $F(I) = I$, $F(A \otimes B) = F(A) \otimes F(B)$, and $F(f \otimes g) = F(f) \otimes F(g)$. We say that F is *symmetric* when it also preserves the permutation morphisms, that is $F(\sigma_{A,B}) = \sigma_{F(A), F(B)}$.

$$\begin{array}{c}
f \circ \text{id}_A \quad = \quad f \quad = \quad \text{id}_B \circ f \\
A \text{---} \boxed{} \text{---} B \quad = \quad A \text{---} \boxed{f} \text{---} B \quad = \quad A \text{---} \boxed{f} \text{---} B
\end{array} \quad (10)$$

$$\begin{array}{c}
h \circ (g \circ f) \quad = \quad (h \circ g) \circ f \\
A \text{---} \boxed{f} \text{---} \boxed{g} \text{---} \boxed{h} \text{---} D \quad = \quad A \text{---} \boxed{f} \text{---} \boxed{g \circ h} \text{---} D \quad (11)
\end{array}$$

$$\begin{array}{c}
(f \otimes g) \otimes h \quad = \quad f \otimes (g \otimes h) \\
A \text{---} \boxed{f} \text{---} B \quad = \quad A \text{---} \boxed{f} \text{---} B \\
C \text{---} \boxed{g} \text{---} D \quad = \quad C \text{---} \boxed{g} \text{---} D \\
E \text{---} \boxed{h} \text{---} F \quad = \quad E \text{---} \boxed{h} \text{---} F
\end{array} \quad (12)$$

$$\begin{array}{c}
f \otimes \text{id}_I \quad = \quad f \quad = \quad \text{id}_I \otimes f \\
A \text{---} \boxed{f} \text{---} B \quad = \quad A \text{---} \boxed{f} \text{---} B \quad = \quad A \text{---} \boxed{f} \text{---} B
\end{array} \quad (13)$$

$$\begin{array}{c}
\text{id}_{A \otimes B} \quad = \quad \text{id}_A \otimes \text{id}_B \\
A \otimes B \text{---} A \otimes B \quad = \quad A \text{---} A \\
\quad \quad \quad \quad \quad \quad \quad B \text{---} B \quad (14)
\end{array}$$

$$\begin{array}{c}
(g_1 \circ f_1) \otimes (g_2 \circ f_2) \quad = \quad (g_1 \otimes g_2) \circ (f_1 \otimes f_2) \\
A \text{---} \boxed{f_1} \text{---} \boxed{g_1} \text{---} B \quad = \quad A \text{---} \boxed{f_1} \text{---} \boxed{g_1} \text{---} B \\
C \text{---} \boxed{f_2} \text{---} \boxed{g_2} \text{---} D \quad = \quad C \text{---} \boxed{f_2} \text{---} \boxed{g_2} \text{---} D
\end{array} \quad (15)$$

$$\begin{array}{c}
\sigma_{I,A} \quad = \quad \text{id}_A \quad = \quad \sigma_{A,I} \\
I \text{---} A \quad = \quad A \text{---} A \quad = \quad A \text{---} I \\
A \text{---} I \quad = \quad I \text{---} A
\end{array} \quad (16)$$

$$\begin{array}{c}
\sigma_{B,A} \circ \sigma_{A,B} \quad = \quad \text{id}_{A \otimes B} \\
A \text{---} A \quad = \quad A \text{---} A \\
B \text{---} B \quad = \quad B \text{---} B \quad (17)
\end{array}$$

$$\begin{array}{c}
\sigma_{B,C} \circ (f \otimes \text{id}_C) \quad = \quad (\text{id}_C \otimes f) \circ \sigma_{A,C} \\
A \text{---} \boxed{f} \text{---} C \quad = \quad A \text{---} C \\
C \text{---} B \quad = \quad C \text{---} \boxed{f} \text{---} B \quad (18)
\end{array}$$

$$\begin{array}{c}
\sigma_{A \otimes B, C \otimes D} \quad = \quad (\text{id}_C \otimes \sigma_{A,D} \otimes \text{id}_B) \circ (\sigma_{A,C} \otimes \sigma_{B,D}) \circ (\text{id}_A \otimes \sigma_{B,C} \otimes \text{id}_D) \\
A \text{---} C \quad = \quad A \text{---} C \\
B \text{---} D \quad = \quad B \text{---} D \\
C \text{---} A \quad = \quad C \text{---} A \\
D \text{---} B \quad = \quad D \text{---} B
\end{array} \quad (19)$$

Figure 2: Coherence laws of symmetric monoidal categories.

Example 1. The Hilbert spaces of finite dimension form a SMC \mathbf{FdHilb} whose objects are \mathbb{C}^n where $\mathbb{C}^n \otimes \mathbb{C}^m$ is identified to \mathbb{C}^{nm} when $n, m \in \mathbb{N}$ and whose morphisms are linear maps with the usual tensor product as monoidal product (with \mathbb{C} as neutral object). The identities are the linear maps of the form $\sum_x |x\rangle\langle x|$ and the permutations are the linear maps of the form $\sum_{x,y} |y, x\rangle\langle x, y|$. One can check that all coherence laws (see Figure 2) are satisfied. \mathbf{FdHilb} and its sub-categories will be our running example throughout the paper.

2.2 Graphical languages

We are particularly interested in a subclass of SMCs that are used to model graphical languages, namely *props* (which stands for *products and permutations categories*). A prop \mathbf{P} is a SMC whose objects are generated by a single object A and the tensor product \otimes , or equivalently, whose objects are the natural numbers with addition as tensor product (just identify the object $A^{\otimes n}$ with $n \in \mathbb{N}$ where $A^{\otimes 0} := I$ and $A^{\otimes n+1} := A^{\otimes n} \otimes A$). A diagram with n inputs and m outputs represents a morphism $f \in \mathbf{P}(n, m)$. Endomorphisms, i.e. morphisms with equal domain and codomain, form a sub-prop denoted \mathbf{P}_{endo} .

Example 2. Given $d \in \mathbb{N}$, let \mathbf{FdHilb}_d be the sub-category of \mathbf{FdHilb} (defined in Example 1) whose objects are of the form \mathbb{C}^{d^n} for some $n \in \mathbb{N}$. Then, \mathbf{FdHilb}_d form a prop as \mathbb{C}^d generates all other objects with the tensor product \otimes . Moreover, the category \mathbf{Qubit} whose morphisms are the ones of \mathbf{FdHilb}_2 restricted to unitary maps is a sub-prop of \mathbf{FdHilb}_2 . Notice that $\mathbf{Qubit}_{\text{endo}}$ and \mathbf{Qubit} are the same as unitaries have the same number of inputs and outputs.

Graphical languages can be defined as props by generators and relations. That is, the diagrams are compositions of the generators quotiented by a set of relations as well as the coherence laws depicted in Figure 2. The relations can be seen as rewrite rules used to transform diagrams into equivalent ones. Given a graphical language \mathbf{P} , we write $\mathbf{P} \vdash D_1 = D_2$ when the diagram D_1 can be transformed into D_2 using its relations and the coherence laws.

When defining a graphical languages \mathbf{P} as a prop, we often want to interpret the diagrams. To do so, we define an interpretation (symmetric monoidal) functor $\llbracket \cdot \rrbracket : \mathbf{P} \rightarrow \mathbf{S}$. An important property of the graphical language is *soundness*, which means that every equivalences that can be derived in \mathbf{P} respects $\llbracket \cdot \rrbracket$. The cornerstone is to prove the reverse which is known as *completeness*. Formally, we say that the graphical language \mathbf{P} is sound if $\mathbf{P} \vdash D_1 = D_2$ implies $\llbracket D_1 \rrbracket = \llbracket D_2 \rrbracket$ for any $D_1, D_2 \in \mathbf{P}(n, m)$, and that it is complete if $\llbracket D_1 \rrbracket = \llbracket D_2 \rrbracket$ implies $\mathbf{P} \vdash D_1 = D_2$ for any $D_1, D_2 \in \mathbf{P}(n, m)$.

Additionally, a dagger prop \mathbf{P} is a prop equipped with a *dagger* functor $(\cdot)^\dagger : \mathbf{P} \rightarrow \mathbf{P}$, which is an identity-on-object involutive contravariant monoidal functor, meaning that every morphism $f : n \rightarrow m$ has a dagger $f^\dagger : m \rightarrow n$ satisfying $(g \circ f)^\dagger = f^\dagger \circ g^\dagger$, $(f \otimes g)^\dagger = f^\dagger \otimes g^\dagger$ and $f^{\dagger\dagger} = f$. Moreover $\sigma_{n,m}^\dagger = \sigma_{m,n}$ has to be satisfied for any $n, m \in \mathbb{N}$. Throughout the paper, we denote the dagger functor of a dagger prop by $(\cdot)^\dagger$ unless a different notation is specified.

Example 3. \mathbf{FdHilb}_d (defined in Example 2) form a dagger prop where the dagger is the usual adjoint.

3 Control and conjugation

In this section, we formalise the notion of control as a constructor in a prop. Formally, this is achieved by equipping a prop with a control functor that satisfies some coherence laws.

Definition 1 (control functor). Given a prop \mathbf{P} , a control functor $\mathbf{C} : \mathbf{P}_{\text{endo}} \rightarrow \mathbf{P}_{\text{endo}}$ is a (non-monoidal) functor mapping any object $n \in \mathbb{N}$ to the object $1 + n$ and mapping any morphism $f : n \rightarrow n$ to a morphism $\mathbf{C}(f) : 1 + n \rightarrow 1 + n$ while satisfying the coherence laws depicted in Figure 3.

Graphically, functors can be depicted using boxes [21]. Thus, $\mathbf{C}(f)$ is depicted as a bullet point on the additional wire connected to the diagram f , enclosed with dotted lines. This dotted box is omitted when the diagram is made of a single morphism or when there are nested controls.

$$C(f \otimes \text{id}_k) = C(f) \otimes \text{id}_k$$

(20)

$$C(C(f)) \circ (\sigma_{1,1} \otimes \text{id}_n) = (\sigma_{1,1} \otimes \text{id}_n) \circ C(C(f))$$

(21)

$$(\text{id}_{k+1} \otimes \sigma_{p,q} \otimes \text{id}_\ell) \circ C(f) \circ (\text{id}_{k+1} \otimes \sigma_{q,p} \otimes \text{id}_\ell) = C((\text{id}_k \otimes \sigma_{p,q} \otimes \text{id}_\ell) \circ f \circ (\text{id}_k \otimes \sigma_{q,p} \otimes \text{id}_\ell))$$

(22)

Figure 3: Coherence laws of control functors. Equation (20) is defined for any $k, n \in \mathbb{N}$ and $f \in \mathbf{P}(n, n)$. Equation (21) is defined for any $n \in \mathbb{N}$ and $f \in \mathbf{P}(n, n)$. Equation (22) is defined for any $k, p, q, \ell \in \mathbb{N}$ and $f \in \mathbf{P}(k + p + q + \ell, k + p + q + \ell)$. Several wires are sometimes depicted as a single wire for simplicity.

$C(f)$

$C(C(f))$

$C(g \circ f)$

$C(f \otimes g)$

We may write $C^n(f)$ for n nested application of the control functor C from f . Formally, $C^0(f) := f$ and $C^{n+1}(f) := C(C^n(f))$. Also, the coherence laws of prop (Figure 2) allow us to simplify the drawings by depicting controlled morphisms acting on non-consecutive wires by stretching the line. The four following diagrams are the same modulo the coherence laws.

Notice that the fact that C is a functor implies $C(g \circ f) = C(g) \circ C(f)$ whenever $g \circ f$ is defined, and the fact that $C(n) = 1 + n$ implies that $C(\text{id}_n) = \text{id}_{1+n}$. However, C is not monoidal as $C(f \otimes g) \neq C(f) \otimes C(g)$ in general. Rather, we have the following.

Example 4. In \mathbf{FdHilb}_2 , the standard notion of control is to apply a map $U : \mathbb{C}^{2^n} \rightarrow \mathbb{C}^{2^n}$ on the targeted system when the control qubit is in the state $|1\rangle$, and to apply the identity I_{2^n} when the control qubit is in the state $|0\rangle$. This can be embedded as the control functor defined as follows.

$$C_1 : U \mapsto |0\rangle\langle 0| \otimes I_{2^n} + |1\rangle\langle 1| \otimes U$$

However, this is not the only control functor. For instance, $C_0 : U \mapsto |0\rangle\langle 0| \otimes U + |1\rangle\langle 1| \otimes I_{2^n}$ or $C_- : U \mapsto |+\rangle\langle +| \otimes I_{2^n} + |-\rangle\langle -| \otimes U$ (where $|+\rangle := 1/\sqrt{2}(|0\rangle + |1\rangle)$ and $|-\rangle := 1/\sqrt{2}(|0\rangle - |1\rangle)$) are also control functors in \mathbf{FdHilb}_2 . In higher dimensions, \mathbf{FdHilb}_d admit a control functor

$$C_k : U \mapsto |k\rangle\langle k| \otimes U + \sum_{\ell \neq k} |\ell\rangle\langle \ell| \otimes I_{d^n}$$

for any natural number $0 \leq k < d$. Notice however that the map $U \mapsto \sum_k |k\rangle\langle k| \otimes U^k$ is not a control functor as it fails to be functorial in general when $d > 2$.

We now focus on props equipped with a single control functor, that we call *controlled props*, the general case of props with several control functors is described in Section 5.2. Notice that a single control functor already offers a rich structure as other control functors can be obtained by applying some gates on the control wire. For instance in **FdHilb**₂ one can recover the various examples described in Example 4 by applying a NOT or Hadamard gate on the control qubit.

Definition 2 (controlled prop). *A controlled prop is a prop equipped with a control functor.*

Throughout the paper, we denote the control functor of a controlled prop by \mathbf{C} , unless a different notation is specified. For instance, **FdHilb**₂ is a controlled prop with $U \mapsto |0\rangle\langle 0| \otimes I_{2^n} + |1\rangle\langle 1| \otimes U$ as control functor.

Similarly to props, controlled props can be used to define graphical languages. The only difference is that for any diagram $f \in \mathbf{P}(n, n)$, we also have a diagram $\mathbf{C}(f) \in \mathbf{P}(1 + n, 1 + n)$. Moreover, a prop may have both dagger and control functors. This is particularly of interest as it allows to state the fundamental conjugation law.

Definition 3 (dagger controlled prop). *A dagger controlled prop \mathbf{P} is both a dagger prop and a controlled prop that satisfies $(\mathbf{C}(f))^\dagger = \mathbf{C}(f^\dagger)$ for any $f \in \mathbf{P}(n, n)$.*

Definition 4 (conjugation). *A dagger controlled prop is said to be conjugated when Equation (23) is satisfied for any $f : m \rightarrow m$ and $g : n \rightarrow m$ such that g is an isometry, i.e. $g^\dagger \circ g = \text{id}_n$.*

$$\begin{aligned} \mathbf{C}(g^\dagger \circ f \circ g) &= (\text{id}_1 \otimes g^\dagger) \circ \mathbf{C}(f) \circ (\text{id}_1 \otimes g) \\ \text{---} \begin{array}{c} \bullet \\ \text{---} \end{array} \begin{array}{|c|} \hline g \\ \hline \end{array} \begin{array}{|c|} \hline f \\ \hline \end{array} \begin{array}{|c|} \hline g^\dagger \\ \hline \end{array} \text{---} &= \begin{array}{c} \bullet \\ \text{---} \end{array} \begin{array}{|c|} \hline g \\ \hline \end{array} \begin{array}{|c|} \hline f \\ \hline \end{array} \begin{array}{|c|} \hline g^\dagger \\ \hline \end{array} \text{---} \end{aligned} \quad (23)$$

Equation (23) is known as the *conjugation law*, and expresses that controlling a conjugated operation is equivalent to conjugating a controlled operation. Intuitively, if you apply a gate f “in the middle” of a pattern $g^\dagger \circ f \circ g$, then controlling the entire pattern is the same as just controlling the gate f and wrapping the control around with g and g^\dagger .

This law is particularly important in algorithm design where the pattern $g^\dagger \circ f \circ g$ is often used to prepare and uncompute ancillary bits (or qubits). This law can be used as much as possible in some compilation processes to minimize the scope of control.

Example 5. **FdHilb**₂ with the control functor $U \mapsto |0\rangle\langle 0| \otimes I_{2^n} + |1\rangle\langle 1| \otimes U$ form a dagger controlled prop and is conjugated. The same holds for its restriction **Qubit**.

In Appendix A, we give a sufficient condition for the conjugation law to hold in the context of a unitary dagger controlled prop, i.e. when $\mathbf{P} \vdash f^\dagger \circ f = \text{id}_n = f \circ f^\dagger$ for any $f \in \mathbf{P}(n, n)$. Intuitively, in these settings, proving the conjugation law for basic gates is enough to ensure that it holds for any f and g . This gives a procedure to show that a controlled prop is conjugated.

4 Quantum circuits

In the section, we apply the controlled prop formalism to quantum circuits and compare it to the prop formalism. Section 4.1 introduces the graphical language of *vanilla quantum circuits* as a prop and recall the already known complete set of relations for it. Section 4.2 introduces the graphical language of *controllable quantum circuits* as a controlled prop and give a complete set of relations for it.

4.1 Vanilla quantum circuits

Following [10, 9, 8], we define the graphical language of vanilla quantum circuits as a prop by generators and relations.

Definition 5 (vanilla quantum circuits). *The vanilla quantum circuits are defined as the prop \mathbf{QC} defined by the following generators where $\alpha \in \mathbb{R}$ and the relations $\mathcal{R}_{\text{vanilla}}$ depicted in Figure 4.*

$$\begin{aligned}
& \textcircled{\alpha} : 0 \rightarrow 0 \quad \text{---} \boxed{H} \text{---} : 1 \rightarrow 1 \quad \text{---} \boxed{Z(\alpha)} \text{---} : 1 \rightarrow 1 \quad \text{---} \begin{array}{c} \bullet \\ \oplus \end{array} \text{---} : 2 \rightarrow 2 \\
& \boxed{2\pi} = \boxed{} \quad (24) \quad \textcircled{\alpha_1} \textcircled{\alpha_2} = \textcircled{\alpha_1 + \alpha_2} \quad (25) \quad \text{---} \begin{array}{c} \bullet \oplus \bullet \\ \oplus \oplus \end{array} \text{---} = \text{---} \begin{array}{c} \bullet \oplus \bullet \\ \oplus \oplus \end{array} \text{---} \quad (26) \\
& \text{---} \boxed{H} \text{---} \boxed{H} \text{---} = \text{---} \quad (27) \quad \text{---} \boxed{H} \boxed{Z(\alpha_1)} \boxed{H} \boxed{Z(\alpha_2)} \boxed{H} \text{---} = \textcircled{\beta_0} \text{---} \boxed{Z(\beta_1)} \boxed{H} \boxed{Z(\beta_2)} \boxed{H} \boxed{Z(\beta_3)} \text{---} \quad (28) \\
& \text{---} \boxed{Z(0)} \text{---} = \text{---} \quad (29) \quad \text{---} \boxed{Z(\alpha_1)} \boxed{Z(\alpha_2)} \text{---} = \text{---} \boxed{Z(\alpha_1 + \alpha_2)} \text{---} \quad (30) \\
& \text{---} \begin{array}{c} \bullet \\ \oplus \end{array} \boxed{Z(\alpha)} \begin{array}{c} \bullet \\ \oplus \end{array} \text{---} = \text{---} \boxed{Z(\alpha)} \text{---} \quad (31) \quad \text{---} \begin{array}{c} \bullet \\ \oplus \end{array} \text{---} \boxed{H} \begin{array}{c} \bullet \\ \oplus \end{array} \text{---} \boxed{H} \text{---} = \boxed{\lambda^2(\pi)} \text{---} \quad (32) \quad \vdots \boxed{\lambda^n(2\pi)} \vdots = \vdots \text{---} \quad (33)
\end{aligned}$$

Figure 4: Relations $\mathcal{R}_{\text{vanilla}}$ for the graphical language of vanilla quantum circuits \mathbf{QC} . The circuit $\lambda^n(\alpha)$ is defined in Equation (34) and $\mathcal{R}_{\text{vanilla}}$ contains an instance of Equation (33) for any number of qubits $n \geq 3$.

Quantum circuits are interpreted by the symmetric monoidal functor $\llbracket \cdot \rrbracket_v$ as unitary maps in \mathbf{Qubit} . Notice that the fact that $\llbracket \cdot \rrbracket_v$ is a symmetric monoidal functor gives directly the interpretation of composition of circuits by $\llbracket C_2 \circ C_1 \rrbracket_v := \llbracket C_2 \rrbracket_v \circ \llbracket C_1 \rrbracket_v$ and $\llbracket C_1 \otimes C_2 \rrbracket_v := \llbracket C_1 \rrbracket_v \otimes \llbracket C_2 \rrbracket_v$. Similarly, for the identities and permutations we have $\llbracket \text{id}_n \rrbracket_v := \sum_{x \in \{0,1\}^n} |x\rangle\langle x|$ and $\llbracket \sigma_{n,m} \rrbracket_v := \sum_{x \in \{0,1\}^n, y \in \{0,1\}^m} |y, x\rangle\langle x, y|$.

Definition 6 (standard interpretation). *The standard interpretation $\llbracket \cdot \rrbracket_v : \mathbf{QC} \rightarrow \mathbf{Qubit}$ of vanilla quantum circuits is the symmetric monoidal functor defined as follows.*

$$\begin{aligned}
\llbracket \textcircled{\alpha} \rrbracket_v &:= e^{i\alpha} & \llbracket \text{---} \boxed{H} \text{---} \rrbracket_v &:= |+\rangle\langle 0| + |-\rangle\langle 1| \\
\llbracket \text{---} \boxed{Z(\alpha)} \text{---} \rrbracket_v &:= |0\rangle\langle 0| + e^{i\alpha} |1\rangle\langle 1| & \llbracket \text{---} \begin{array}{c} \bullet \\ \oplus \end{array} \text{---} \rrbracket_v &:= \sum_{x,y \in \{0,1\}} |x, x \oplus y\rangle\langle x, y|
\end{aligned}$$

This assigns a unitary to all circuits in \mathbf{QC} . Conversely, it is well-known that any unitary can be expressed as a circuit in \mathbf{QC} . This property is known as *universality* and ensures that the graphical language captures all the quantum evolutions.

Proposition 1 (universality). *\mathbf{QC} is universal for \mathbf{Qubit} , i.e. for any unitary $U \in \mathbf{Qubit}(n, n)$ there exists a circuit $C \in \mathbf{QC}(n, n)$ such that $\llbracket C \rrbracket_v = U$.*

In particular, we can implement any controlled operation by composing basic gates. For instance, the multi-controlled Z-rotations can be implemented for any $\alpha \in \mathbb{R}$ and $n \in \mathbb{N}$ by the following circuit $\lambda^n(\alpha) \in \mathbf{QC}(n, n)$.

$$\begin{aligned}
\lambda^0(\alpha) &:= \textcircled{\alpha} & \lambda^1(\alpha) &:= \text{---} \boxed{Z(\alpha)} \text{---} \\
\lambda^{n+2}(\alpha) &:= \text{---} \boxed{\lambda^{n+1}(\alpha/2)} \text{---} \text{---} \boxed{\lambda^{n+1}(\alpha/2)} \text{---} \text{---} \boxed{\lambda^{n+1}(-\alpha/2)} \text{---} \text{---} \begin{array}{c} \bullet \\ \oplus \end{array} \text{---} \begin{array}{c} \bullet \\ \oplus \end{array} \text{---} \quad (34)
\end{aligned}$$

Notice that, once unfolded, the circuit $\lambda^n(\alpha)$ is huge as it contains exponentially many $\text{---} \boxed{Z(\alpha/2^{n-1})} \text{---}$ gates. Moreover, we can check that the standard interpretation (see Definition 6) of the circuit $\lambda^n(\alpha)$ is the desired Z-rotations with parameter α and controlled by the first $n - 1$ qubits.

$$\llbracket \lambda^n(\alpha) \rrbracket_v = e^{i\alpha} |1 \dots 1\rangle\langle 1 \dots 1| + \sum_{x \neq 1 \dots 1} |x\rangle\langle x|$$

It as been shown in [8] that the graphical language **QC** is complete. Meaning that any equivalent (i.e. with the same standard interpretation) circuits C_1, C_2 can be transformed one into the other using the relations in $\mathcal{R}_{\text{vanilla}}$ together with the coherence laws.

Theorem 1 ([8]). *The graphical language **QC** is complete.*

All the relations in $\mathcal{R}_{\text{vanilla}}$ are simple and commonly used in the litterature. Surely the most powerful relation is Equation (28).

$$-\boxed{H}-\boxed{Z(\alpha_1)}-\boxed{H}-\boxed{Z(\alpha_2)}-\boxed{H}- = (\beta_0) -\boxed{Z(\beta_1)}-\boxed{H}-\boxed{Z(\beta_2)}-\boxed{H}-\boxed{Z(\beta_3)}-$$

This relation follows from the well-know Euler's decomposition which states that any unitary can be decomposed, up to a global phase, into basic X- and Z-rotations. The angles α_1, α_2 are arbitrary in \mathbb{R} whereas the angles $\beta_0, \beta_1, \beta_2, \beta_3$ are restricted to $[0, 2\pi)$ and are computed by explicit functions as follows using the intermediate complex numbers $u, v \in \mathbb{C}$.

$$u := -\sin(\alpha_1 + \alpha_2/2) + i \cos(\alpha_1 - \alpha_2/2) \quad v := \cos(\alpha_1 + \alpha_2/2) - i \sin(\alpha_1 - \alpha_2/2)$$

	β_1	β_2	β_3
if $v = 0$	$2 \arg(u)$	0	0
if $u = 0$	$2 \arg(v)$	π	0
otherwise	$\arg(u) + \arg(v)$	$2 \arg(i + u/v)$	$\arg(u) - \arg(v)$

$$\text{and } \beta_0 := \frac{(\pi + \alpha_1 + \alpha_2 - \beta_1 - \beta_2 - \beta_3)}{2}$$

Moreover, it as been shown in [8] that every relation of $\mathcal{R}_{\text{vanilla}}$ is necessary. This means that none can be removed without loosing completeness. Notice that there is an instance of Equation (33) for any number of qubits $n \geq 3$. All such instances are necessary. More generally, any set of relations yielding a complete and universal graphical language (defined as a prop) for unitary maps requires at least one relation acting on n qubits for all $n \in \mathbb{N}$. As we will see in the following section, this is not true anymore using the controlled prop formalism.

4.2 Controllable quantum circuits

Using the controlled prop formalism, we can use much simpler gate sets to define quantum circuits. This is because a Z-rotation gate can be seen as a controlled global phase gate, and a CNOT gate can be seen as controlled NOT gate. In fact, we can just take the global phases together with the Hadamard gate as gate set and still capture all unitaries in **Qubit**.

Definition 7 (controllable quantum circuits). *The controllable quantum circuits are defined as the control prop **CQC** defined by the following generators where $\alpha \in \mathbb{R}$ and the relations $\mathcal{R}_{\text{control}}$ depicted in Figure 5.*

$$(\alpha) : 0 \rightarrow 0 \quad -\boxed{H}- : 1 \rightarrow 1$$

We extend the standard interpretation of vanilla quantum circuits (see Definition 6) to embed the control. This is achieved with the following symmetric monoidal functor $[\![\cdot]\!]_c$.

Definition 8 (standard interpretation). *The standard interpretation $[\![\cdot]\!]_c : \mathbf{CQC} \rightarrow \mathbf{Qubit}$ of controllable quantum circuits is the symmetric monoidal functor defined as follows.*

$$[\![\alpha]\!]_c := e^{i\alpha} \quad [\![-\boxed{H}-]\!]_c := |+\rangle\langle 0| + |-\rangle\langle 1| \quad [\![C(C)]\!]_c := |0\rangle\langle 0| \otimes I_{2^n} + |1\rangle\langle 1| \otimes [\![C]\!]_c$$

There are two kinds of relations in $\mathcal{R}_{\text{control}}$: On the first hand, Equations (35) to (39) directly correpond to relations of $\mathcal{R}_{\text{vanilla}}$. In particular the parameters of Equation (39) are computed with same functions as in Equation (28). Notice that some relations $\mathcal{R}_{\text{vanilla}}$ do not appear in $\mathcal{R}_{\text{control}}$ as they are trivialised within the controlled prop formalism. On the other hand, Equations (40) to (43) are new and are all instances of the conjugation law (see Equation (23)).

The conjugation law is a cornerstone in quantum algorithm design. In order to express it in the graphical language of controllable quantum circuits, we need to see **CQC** as dagger controlled prop. To do so, we equip **CQC** with the dagger functor $(\cdot)^\dagger$ defined as follows.

$$(-\boxed{H}-)^\dagger := -\boxed{H}- \quad (\alpha)^\dagger := (-\alpha) \quad (C(C))^\dagger = C(C^\dagger)$$

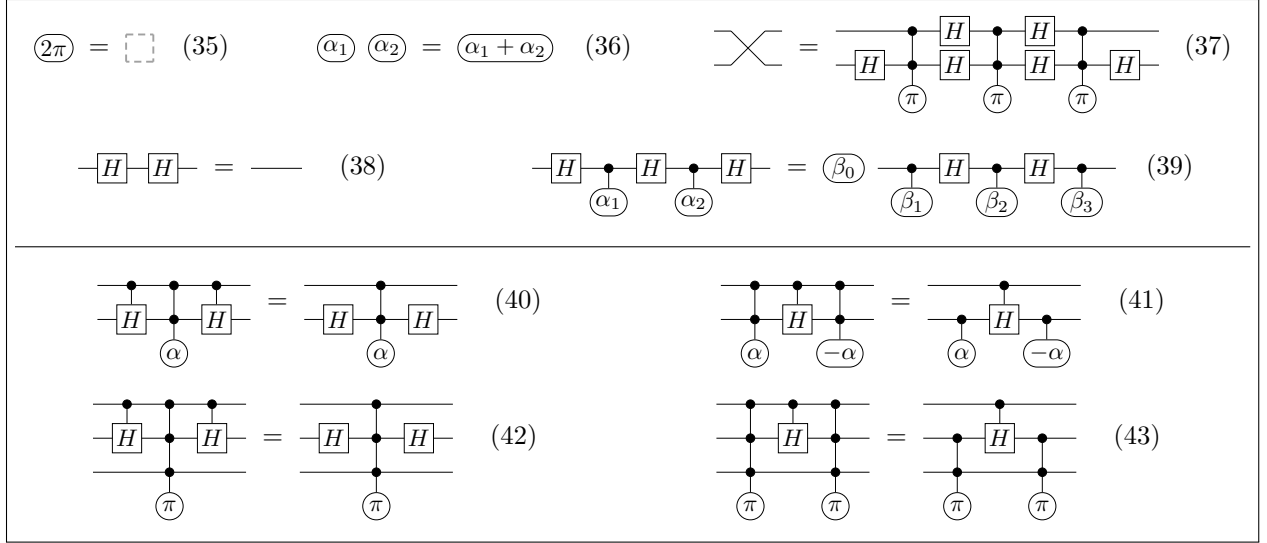


Figure 5: Relations $\mathcal{R}_{\text{control}}$ for the graphical language of controllable quantum circuits **CQC**.

Lemma 1. $\mathbf{CQC} \vdash C^\dagger \circ C = \text{id}_n = C \circ C^\dagger$ for any $C \in \mathbf{CQC}(n, n)$.

Proof. By structural induction on C using $(C_2 \circ C_1)^\dagger \circ (C_2 \circ C_1) = C_1^\dagger \circ C_2^\dagger \circ C_2 \circ C_1 = C_1^\dagger \circ C_1 = \text{id}_n$, $(C_1 \otimes C_2)^\dagger \circ (C_1 \otimes C_2) = (C_1^\dagger \otimes C_2^\dagger) \circ (C_1 \otimes C_2) = (C_1^\dagger \circ C_1) \otimes (C_2^\dagger \circ C_2) = \text{id}_n \otimes \text{id}_m = \text{id}_{n+m}$ and $(C(C))^\dagger \circ C(C) = C(C^\dagger) \circ C(C) = C(C^\dagger \circ C) = C(\text{id}_n) = \text{id}_{n+1}$. The base case $C = \text{---} \text{H} \text{---}$ is directly proved by Equation (38) and the base case $C = \textcircled{\alpha}$ is proved by $\textcircled{\alpha} \textcircled{-\alpha} = \textcircled{0} = \textcircled{0} \textcircled{2\pi} = \textcircled{2\pi} = \text{id}_0$ using Equations (35) and (36). \square

The following three equations reduce the number of controls of a gate at the cost of introducing other gates with less controls. This is particularly useful to establish the correpondance with the vanilla quantum circuits. Indeed, we can transform any controllable quantum circuit into one that contains only gates controlled by up to two qubits, and all such gates correspond to a certain vanilla quantum circuit.

$$\text{---} \begin{array}{c} \text{H} \\ \bullet \\ \text{H} \end{array} \text{---} = \text{---} \begin{array}{c} \text{H} \\ \bullet \\ \text{H} \end{array} \text{---} \begin{array}{c} \text{H} \\ \bullet \\ \text{H} \end{array} \text{---} \begin{array}{c} \text{H} \\ \bullet \\ \text{H} \end{array} \text{---} \begin{array}{c} \text{H} \\ \bullet \\ \text{H} \end{array} \text{---} \quad (44)$$

$$\text{---} \begin{array}{c} \text{H} \\ \bullet \\ \text{H} \end{array} \text{---} \begin{array}{c} \text{H} \\ \bullet \\ \text{H} \end{array} \text{---} \begin{array}{c} \text{H} \\ \bullet \\ \text{H} \end{array} \text{---} \begin{array}{c} \text{H} \\ \bullet \\ \text{H} \end{array} \text{---} \begin{array}{c} \text{H} \\ \bullet \\ \text{H} \end{array} \text{---} = \text{---} \begin{array}{c} \text{H} \\ \bullet \\ \text{H} \end{array} \text{---} \begin{array}{c} \text{H} \\ \bullet \\ \text{H} \end{array} \text{---} \begin{array}{c} \text{H} \\ \bullet \\ \text{H} \end{array} \text{---} \begin{array}{c} \text{H} \\ \bullet \\ \text{H} \end{array} \text{---} \begin{array}{c} \text{H} \\ \bullet \\ \text{H} \end{array} \text{---} \quad (45)$$

$$\text{---} \begin{array}{c} \text{H} \\ \bullet \\ \text{H} \end{array} \text{---} \begin{array}{c} \text{H} \\ \bullet \\ \text{H} \end{array} \text{---} \begin{array}{c} \text{H} \\ \bullet \\ \text{H} \end{array} \text{---} \begin{array}{c} \text{H} \\ \bullet \\ \text{H} \end{array} \text{---} \begin{array}{c} \text{H} \\ \bullet \\ \text{H} \end{array} \text{---} \begin{array}{c} \text{H} \\ \bullet \\ \text{H} \end{array} \text{---} = \text{---} \begin{array}{c} \text{H} \\ \bullet \\ \text{H} \end{array} \text{---} \begin{array}{c} \text{H} \\ \bullet \\ \text{H} \end{array} \text{---} \begin{array}{c} \text{H} \\ \bullet \\ \text{H} \end{array} \text{---} \begin{array}{c} \text{H} \\ \bullet \\ \text{H} \end{array} \text{---} \begin{array}{c} \text{H} \\ \bullet \\ \text{H} \end{array} \text{---} \begin{array}{c} \text{H} \\ \bullet \\ \text{H} \end{array} \text{---} \quad (46)$$

These equations are proved in Appendix B and are used to prove the conjugation law for controllable quantum circuits in the following proposition.

Proposition 2. **CQC** is conjugated.

Proof. Appendix A gives a sufficient condition for the conjugation law to hold in the case of a dagger controlled prop \mathbf{P} that contains only endomorphisms and such that $\mathbf{P} \vdash C \circ C^\dagger = \text{id}_n = C^\dagger \circ C$ for any $C \in \mathbf{P}(n, n)$.

It turns out that **CQC** satisfies these conditions (see Lemma 1). The idea is to transform any morphism C into a morphism C' made of compositions of some gates in a chosen set \mathcal{G} and such that C' has the form

$$(\text{id}_{p_\ell} \otimes x_\ell \otimes \text{id}_{q_\ell}) \circ (\text{id}_{p_{\ell-1}} \otimes x_{\ell-1} \otimes \text{id}_{q_{\ell-1}}) \circ \cdots \circ (\text{id}_{p_1} \otimes x_1 \otimes \text{id}_{q_1})$$

where x_k is one of the gate of \mathcal{G} . Intuitively, C' is a sequential composition of layers containing only one gate. In the case of **CQC**, Equations (44), (45) and (46) (together with Equation (37)) allow to transform any circuit into one that contains only the following gates.



Then, roughly speaking, the sufficient condition states that this is enough to prove the conjugation law for individual layers to ensure that it is provable for all circuits. The details are given in Appendix B. \square

Using the conjugation law allow to prove many equations. In particular, we can generalize Equations (45) and (46) using the same decomposition than in Equation (34). To do so, we define for any $\alpha \in \mathbb{R}$ and $n \in \mathbb{N}$ the controllable quantum circuit $\mu^n(\alpha) \in \mathbf{CQC}(n, n)$ inductively as follows.

$$\mu^0(\alpha) := \textcircled{\alpha} \quad \mu^1(\alpha) := C(\textcircled{\alpha})$$

Equation (47) shows the decomposition of $\mu^{n+2}(\alpha)$ into a sequence of μ^{n+1} gates and CNOTs. The left side is a box labeled $\mu^{n+2}(\alpha)$. The right side is a circuit with $n+1$ horizontal wires. The first n wires are grouped into a box labeled $\mu^{n+1}(\alpha/2)$. The last wire is grouped into a box labeled $\mu^{n+1}(-\alpha/2)$. The circuit is composed of these boxes connected by CNOT gates and Hadamard gates, with π rotations on the target lines of the CNOTs. The equation is labeled (47) on the right.

Intuitively, $\mu^n(\alpha)$ is an implementation of the Z-rotation gate with parameter α and controlled by $n-1$ first qubits. It is provably equivalent to directly control a $\textcircled{\alpha}$ gate.

Lemma 2. $\mathbf{CQC} \vdash C^n(\textcircled{\alpha}) = \mu^n(\alpha)$ for any $n \in \mathbb{N}$ and $\alpha \in \mathbb{R}$.

Proof. The base cases where $n = 0$ and $n = 1$ are trivial and the case $n = 2$ is proved in Appendix B as Equation (45). The induction case $n + 2$ with $n > 0$ is proved by the following derivation (where the second wire represents $n-1$ wires).

The diagram shows a complex derivation of the equation $C^{n+2}(\alpha) = \mu^{n+2}(\alpha)$. It starts with $C^{n+2}(\alpha)$ on the left, which is a circuit with $n+2$ wires. The first $n+1$ wires are grouped into a box labeled $\mu^n(\alpha/2)$. The last wire is grouped into a box labeled $\mu^n(-\alpha/2)$. The circuit is composed of these boxes connected by CNOT gates and Hadamard gates, with π rotations on the target lines of the CNOTs. The derivation proceeds through several steps, labeled (22) and (23), showing the equivalence between different circuit representations. The final step shows that the circuit is equivalent to $\mu^{n+2}(\alpha)$, which is a circuit with $n+2$ wires, where the first $n+1$ wires are grouped into a box labeled $\mu^{n+1}(\alpha/2)$ and the last wire is grouped into a box labeled $\mu^{n+1}(-\alpha/2)$. The equation is labeled (22) and (23) in the middle.

□

We are now ready to prove completeness for controllable quantum circuits by reducing it to the completeness of vanilla quantum circuits (see Theorem 1).

Theorem 2 (completeness). *The graphical language \mathbf{CQC} is complete.*

Proof. Roughly speaking, we use the fact that \mathbf{QC} is complete by translating the proofs from \mathbf{QC} to \mathbf{CQC} . To do so, we define an encoding map $E : \mathbf{CQC} \rightarrow \mathbf{QC}$ and a decoding map $D : \mathbf{QC} \rightarrow \mathbf{CQC}$ satisfying $\llbracket E(C) \rrbracket_v = \llbracket C \rrbracket_c$ for any $C \in \mathbf{CQC}(n, n)$ and $\llbracket D(C) \rrbracket_c = \llbracket C \rrbracket_v$ for any $C \in \mathbf{QC}(n, n)$. Then, given $C_1, C_2 \in \mathbf{CQC}(n, n)$ such that $\llbracket C_1 \rrbracket_c = \llbracket C_2 \rrbracket_c$. By completeness (see Theorem 1) $\mathbf{QC} \vdash E(C_1) = E(C_2)$, and we can decode this proof using D to get a proof of $\mathbf{CQC} \vdash D(E(C_1)) = D(E(C_2))$. This uses in particular the fact that $\mathbf{CQC} \vdash D(\lambda^n(\alpha)) = \mu^n(\alpha)$. To conclude, we also need to show that $\mathbf{CQC} \vdash D(E(C)) = C$ for any $C \in \mathbf{CQC}(n, n)$. To simplify the proof, this process is not directly applied to \mathbf{CQC} , but to a subclass of circuits $\mathbf{CQC}|_{\mathcal{G}}$. The details are given in Appendix C. □

It is remarkable that $\mathcal{R}_{\text{control}}$ only contains relations acting on at most three qubits, whereas this was not possible in the prop formalism. This is mainly possible thanks to the context rule saying that if $\mathbf{CQC} \vdash C_1 = C_2$ then $\mathbf{CQC} \vdash C(C_1) = C(C_2)$ which comes at free cost by definition of the control as a constructor.

5 Extensions and generalisations

In this section we extend and generalise the formalism of controlled prop in several ways.

5.1 Points

A natural extension for control functor is the notion of *points*. Intuitively, the points of a control functor are two specific morphisms $\mathbf{true}, \mathbf{false} : 0 \rightarrow 1$ that respectively fires and annihilates the controlled operation when they are plugged to the control wire.

Definition 9. A control functor has points if there exist two morphisms $\mathbf{true}, \mathbf{false} : 0 \rightarrow 1$ such that the following equations are satisfied for any $f : n \rightarrow n$.

$$C(f) \circ (\mathbf{true} \otimes \text{id}_n) = \mathbf{true} \otimes f \quad C(f) \circ (\mathbf{false} \otimes \text{id}_n) = \mathbf{false} \otimes \text{id}_n$$

Example 6. In \mathbf{FdHilb}_2 , the points of the control functor $U \mapsto |0\rangle\langle 0| \otimes I_{2^n} + |1\rangle\langle 1| \otimes U$ are $|1\rangle$ and $|0\rangle$.

Notice however that points do not necessarily exist, in particular when all morphisms of the prop are endomorphisms, like in \mathbf{CQC} and \mathbf{Qubit} .

5.2 Polycontrolled props

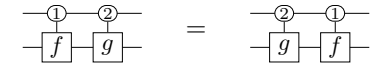
Throughout the paper, we focused on props that are equipped with a single control functor. This is natural to consider *polycontrolled props*, i.e. props that have multiple control functors. In the following, we review some notable properties that multiple coexisting control functors may satisfy.

Definition 10 (compatibility). Given a polycontrolled prop \mathbf{P} with control functors C_1 and C_2 , we say that C_1 and C_2 are compatible if the following equation is satisfied for any $f \in \mathbf{P}(n, n)$.

$$C_1(C_2(f)) \circ (\sigma_{1,1} \otimes \text{id}_n) = (\sigma_{1,1} \otimes \text{id}_n) \circ C_2(C_1(f)) \quad (48)$$

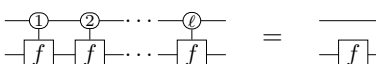
Example 7. In \mathbf{FdHilb}_2 (see Example 4), C_1 is compatible with C_0 because each control can be obtained by conjugating the control wire of the other control with a NOT gate that slides through the swaps. However, C_1 is not compatible with the control functor $C_\sharp : U \mapsto I_2 \otimes X_n U X_n$ where U acts on n qubits and where X_n applies NOT gates to n qubits in parallel. Intuitively, C_\sharp is independent of the control qubit and always conjugate the target by a series of NOT gates in parallel.

Definition 11 (commutativity). Given a polycontrolled prop \mathbf{P} with control functors C_1 and C_2 , we say that C_1 and C_2 commute if the following equation is satisfied for any $f, g \in \mathbf{P}(n, n)$.

$$C_2(g) \circ C_1(f) = C_1(f) \circ C_2(g)$$

(49)

Example 8. In \mathbf{FdHilb}_2 (see Example 4), C_1 commutes with C_0 whereas it does not commute with C_- .

Definition 12 (exhaustivity). Given a polycontrolled prop \mathbf{P} with a family of ℓ commuting control functors $(C_k)_{k \in [\ell]}$, we say that the family is exhaustive if the following equation is satisfied for any $f \in \mathbf{P}(n, n)$.

$$C_\ell(f) \circ \dots \circ C_1(f) = \text{id}_1 \otimes f$$

(50)

Example 9. In \mathbf{FdHilb}_d (see Example 4), the family of control functors $(C_k)_{0 \leq k < d}$ is exhaustive. Intuitively, each controlled operation $C_k(f)$ fires f if the control qubit is in the state $|k\rangle$. Thus, if we apply all these controlled operations sequentially, then f is always fired exactly once.

While controllable quantum circuits are defined using two generators and one control functor, we could also define them using one generator and two control functors. This idea has first been explained in [17], and can be expressed in the controlled prop formalism as follows: if we only have global phases $\textcircled{\alpha}$ for any $\alpha \in \mathbb{R}$, and two control functors C_Z and C_X , we can still get a universal graphical language for **Qubit** with the following interpretation.

$$\llbracket \textcircled{\alpha} \rrbracket := e^{i\alpha} \quad \llbracket C_Z(C) \rrbracket := |0\rangle\langle 0| \otimes I_{2^n} + |1\rangle\langle 1| \otimes \llbracket C \rrbracket \quad \llbracket C_X(C) \rrbracket := |+\rangle\langle +| \otimes I_{2^n} + |-\rangle\langle -| \otimes \llbracket C \rrbracket$$

Intuitively C_Z allow to implement Z-rotations while C_X allow to implement X-rotations. Moreover, Z- and X-rotations together with their multi-controlled version can express any unitary. For instance, the Hadamard gate can be implemented by $\textcircled{-\pi/4} \otimes C_Z(\pi/2) \circ C_X(\pi/2) \circ C_Z(\pi/2)$. Notice that C_Z and C_X are compatible but not commutative nor exhaustive.

5.3 Control functor in general symmetric monoidal categories

Throughout the paper we focused on SMCs that are props. Nevertheless, the notion of control functor and its diagrammatic representation extends straightforwardly to general SMCs. The main difference is that a control functor is specific to a certain object. We generalise Definition 1 as follows.

Definition 13 (control functors). Given a SMC \mathbf{C} , a control structure is a family of control functors $C^A : \mathbf{C}_{\text{endo}} \rightarrow \mathbf{C}_{\text{endo}}$ parametrized by objects $A \in \mathcal{O}(\mathbf{C})$, mapping any object $B \in \mathcal{O}(\mathbf{C})$ to the object $A \otimes B$ and any morphism $f : B \rightarrow B$ to a morphism $C^A(f) : A \otimes B \rightarrow A \otimes B$ while satisfying the coherence laws depicted in Figure 6.

Notice that Equations (51) and (52) guarantees that the control functor preserves the monoidal structure on objects, while Equations (53), (54) and (55) respectively correspond to Equations (20), (21) and (22). Moreover, instantiating this generalised definition of control functor in the context of props, we recover Definition 1. In particular, $C^n(C)$ represents n nested applications of $C(\cdot)$ to C .

Example 10. While \mathbf{FdHilb} is not a prop, it is a SMC and the generalised notion of control functor applies.

The notion of points can also be extended to arbitrary SMCs. Moreover, if C^A and C^B have points (respectively denoted $\text{true}_A, \text{false}_A$ and $\text{true}_B, \text{false}_B$), then $\text{true}_A \otimes \text{true}_B$ and $\text{false}_A \otimes \text{other}_B$ are points for $C^{A \otimes B}$ for any $\text{other}_B : I \rightarrow B$, as well as $\text{true}_A \otimes \text{true}_B$ and $\text{other}_A \otimes \text{false}_B$ for any $\text{other}_A : I \rightarrow A$.

$$\begin{array}{c}
\begin{array}{ccc}
\mathcal{C}^I(f) & = & f \\
\begin{array}{c} I \text{---} \bullet \text{---} I \\ C \text{---} \boxed{f} \text{---} C \end{array} & = & C \text{---} \boxed{f} \text{---} C
\end{array} & (51) &
\begin{array}{ccc}
\mathcal{C}^{A \otimes B}(f) & = & \mathcal{C}^A(\mathcal{C}^B(f)) \\
\begin{array}{c} A \otimes B \text{---} \bullet \text{---} A \otimes B \\ C \text{---} \boxed{f} \text{---} C \end{array} & = & \begin{array}{c} A \text{---} \bullet \text{---} A \\ B \text{---} \bullet \text{---} B \\ C \text{---} \boxed{f} \text{---} C \end{array}
\end{array} & (52)
\end{array}$$

$$\begin{array}{ccc}
\mathcal{C}^A(f \otimes \text{id}_B) & = & \mathcal{C}^A(f) \otimes \text{id}_B \\
\begin{array}{c} A \text{---} \bullet \text{---} A \\ C \text{---} \boxed{f} \text{---} C \\ B \text{---} \text{---} B \end{array} & = & \begin{array}{c} A \text{---} \bullet \text{---} A \\ C \text{---} \boxed{f} \text{---} C \\ B \text{---} \text{---} B \end{array}
\end{array} \quad (53)$$

$$\begin{array}{ccc}
\mathcal{C}^{A \otimes B}(f) \circ (\sigma_{B,A} \otimes \text{id}_C) & = & (\sigma_{B,A} \otimes \text{id}_C) \circ \mathcal{C}^{B \otimes A}(f) \\
\begin{array}{c} B \text{---} \text{---} A \\ A \text{---} \text{---} B \\ C \text{---} \boxed{f} \text{---} C \end{array} & = & \begin{array}{c} B \text{---} \bullet \text{---} A \\ A \text{---} \bullet \text{---} B \\ C \text{---} \boxed{f} \text{---} C \end{array}
\end{array} \quad (54)$$

$$\begin{array}{ccc}
(\text{id}_{A \otimes B} \otimes \sigma_{C,D} \otimes \text{id}_E) \circ \mathcal{C}^A(f) \circ (\text{id}_{A \otimes B} \otimes \sigma_{D,C} \otimes \text{id}_E) & = & \mathcal{C}^A((\text{id}_B \otimes \sigma_{C,D} \otimes \text{id}_E) \circ f \circ (\text{id}_B \otimes \sigma_{D,C} \otimes \text{id}_E)) \\
\begin{array}{c} A \text{---} \bullet \text{---} A \\ B \text{---} \text{---} B \\ D \text{---} \text{---} D \\ C \text{---} \text{---} C \\ E \text{---} \text{---} E \end{array} & = & \begin{array}{c} A \text{---} \bullet \text{---} A \\ B \text{---} \text{---} B \\ D \text{---} \text{---} D \\ C \text{---} \text{---} C \\ E \text{---} \text{---} E \end{array}
\end{array} \quad (55)$$

Figure 6: Coherence laws of control functors for arbitrary SMCs. Equations (51) to (54) are defined for any $f \in \mathbf{C}(C, C)$. Equation (55) is defined for any $f \in \mathbf{C}(B \otimes C \otimes D \otimes E, B \otimes C \otimes D \otimes E)$.

6 Conclusion

In this paper, we have introduced controlled props as an extension of the prop formalism to capture control structures in diagrammatic reasoning. Beyond quantum computing, we expect controlled props to be applicable in other domains where conditional behavior plays a central role, such as classical reversible computing or control theory. Future research could also investigate enriched variants of controlled props.

Acknowledgements

The authors want to thank Alexandre Clément, Louis Lemonnier and William Schober for fruitful discussions. This work is supported by the the Plan France 2030 through the PEPR integrated project EPiQ ANR-22-PETQ-0007 and the HQI platform ANR-22-PNCQ-0002; and by the European projects High-Performance Computing HPCQS and MSCA Staff Exchanges Qcomical HORIZON-MSCA-2023-SE-01. The project is also supported by the Maison du Quantique MaQuEst.

References

- [1] Samson Abramsky and Bob Coecke. “A categorical semantics of quantum protocols”. *Proceedings of the 19th Annual IEEE Symposium on Logic in Computer Science*. LICS 2004. doi:10.1109/LICS.2004.1319636. arxiv:quant-ph/0402130. 2004.
- [2] Edwin Agnew, Lia Yeh, and Richie Yeung. “Algebraic Structure of Controlled States and Operators in the ZXW calculus”. Poster at QPL 2025. 2025.
- [3] Gadi Aleksandrowicz et al. “Qiskit: An Open-source Framework for Quantum Computing”. *Zenodo*. doi:10.5281/zenodo.2562111. https://qiskit.org. 2019.
- [4] Miriam Backens and Aleks Kissinger. “ZH: A Complete Graphical Calculus for Quantum Computations Involving Classical Non-linearity”. *Proceedings of the 15th International Conference on Quantum Physics and Logic*. QPL 2018. doi:10.4204/EPTCS.287.2. arxiv:1805.02175. 2018.
- [5] John C. Baez and Jason Erbe. “Categories in control”. *arXiv preprint*. arxiv:1405.6881. 2014.

- [6] Filippo Bonchi, Paweł Sobociński, and Fabio Zanasi. “A Categorical Semantics of Signal Flow Graphs”. *Proceedings of the 25th International Conference on Concurrency Theory*. CONCUR 2014. doi:10.1007/978-3-662-44584-6_30. <https://hal.science/hal-02134182>. 2014.
- [7] Filippo Bonchi, Paweł Sobociński, and Fabio Zanasi. “Interacting bialgebras are Frobenius”. *Proceedings of the 17th International Conference on Foundations of Software Science and Computation Structures*. FoSSaCS 2014. doi:10.1007/978-3-642-54830-7_23. <https://hal.science/hal-00989174>. 2014.
- [8] Alexandre Clément, Noé Delorme, and Simon Perdrix. “Minimal Equational Theories for Quantum Circuits”. *Proceedings of the 39th Annual ACM/IEEE Symposium on Logic in Computer Science*. LICS 2024. doi:10.1145/3661814.3662088. arxiv:2311.07476. 2024.
- [9] Alexandre Clément, Noé Delorme, Simon Perdrix, and Renaud Vilmart. “Quantum Circuit Completeness: Extensions and Simplifications”. *Proceedings of the 32nd EACSL Annual Conference on Computer Science Logic*. CSL 2024. doi:10.4230/LIPIcs.CSL.2024.20. arxiv:2303.03117. 2024.
- [10] Alexandre Clément, Nicolas Heurtel, Shane Mansfield, Simon Perdrix, and Benoît Valiron. “A Complete Equational Theory for Quantum Circuits”. *Proceedings of the 38th Annual ACM/IEEE Symposium on Logic in Computer Science*. LICS 2023. doi:10.1109/LICS56636.2023.10175801. arxiv:2206.10577. 2023.
- [11] Bob Coecke. “The mathematics of text structure”. *Joachim Lambek: The Interplay of Mathematics, Logic, and Linguistics*. doi:10.1007/978-3-030-66545-6_6. arxiv:1904.03478. 2021.
- [12] Bob Coecke and Ross Duncan. “Interacting Quantum Observables”. *Proceedings of the the 35th International Colloquium on Automata, Languages and Programming*. ICALP 2008. doi:10.1007/978-3-540-70583-3_25. arxiv:0906.4725. 2008.
- [13] Cirq developers. “Cirq: A Python framework for creating, editing, and invoking Noisy Intermediate Scale Quantum (NISQ) circuits”. *Zenodo*. doi:10.5281/zenodo.16867504. <https://cirq.readthedocs.io>. 2021.
- [14] Peng Fu, Kohei Kishida, Neil J. Ross, and Peter Selinger. “Proto-Quipper with Reversing and Control”. *Proceedings of the 22nd International Conference on Quantum Physics and Logic*. QPL 2025. doi:10.4204/EPTCS.426.1. arxiv:2410.22261. 2025.
- [15] Alexander S. Green, Peter LeFanu Lumsdaine, Neil J. Ross, Peter Selinger, and Benoît Valiron. “Quipper: A Scalable Quantum Programming Language”. *Proceedings of the 34th ACM SIGPLAN Conference on Programming Language Design and Implementation*. PLDI 2013. doi:10.1145/2499370.2462177. arxiv:1304.3390. 2013.
- [16] Amar Hadzihasanovic. “A Diagrammatic Axiomatisation for Qubit Entanglement”. *Proceedings of the 30th Annual ACM/IEEE Symposium on Logic in Computer Science*. LICS 2015. doi:10.1109/LICS.2015.59. arxiv:1501.07082. 2015.
- [17] Chris Heunen, Louis Lemonnier, Christopher McNally, and Alex Rice. “Quantum circuits are just a phase”. arXiv preprint. arxiv:2507.11676. 2025.
- [18] Emmanuel Jeandel. “Strong shift equivalence as a category notion”. *arXiv preprint*. arxiv:2107.10734. 2021.
- [19] Emmanuel Jeandel, Simon Perdrix, and Renaud Vilmart. “A complete axiomatisation of the ZX-calculus for Clifford+T quantum mechanics”. *Proceedings of the 33rd Annual ACM/IEEE Symposium on Logic in Computer Science*. LICS 2018. doi:10.1145/3209108.3209131. arxiv:1705.11151. 2018.
- [20] Emmanuel Jeandel, Simon Perdrix, and Renaud Vilmart. “A generic normal form for ZX-diagrams and application to the rational angle completeness”. *Proceedings of the 34th Annual ACM/IEEE Symposium on Logic in Computer Science*. LICS 2019. doi:10.5555/3470152.3470196. arxiv:1805.05296. 2019.
- [21] Paul-André Melliès. “Functorial boxes in string diagrams”. *Proceedings of the 20th International Workshop on Computer Science Logic*. CSL 2006. doi:10.1007/11874683. <https://hal.science/hal-00154243v1>. 2006.

- [22] Microsoft. “Q# Programming Guide”. <https://learn.microsoft.com/en-us/azure/quantum/user-guide/>. 2025.
- [23] William Schober. “Extended Quantum Circuit Diagrams”. Poster at QPL 2024. [arxiv:2410.02946](https://arxiv.org/abs/2410.02946). 2024.
- [24] Pawel Sobocinski. “Graphical linear algebra”. Mathematical blog. <https://graphicallinearalgebra.net>. 2015.
- [25] William Zeng and Bob Coecke. “Quantum algorithms for compositional natural language processing”. *Proceedings of the Workshop on Semantic Spaces at the Intersection of NLP, Physics and Cognitive Science*. SLPCS 2016. [doi:10.4204/EPTCS.221.8](https://doi.org/10.4204/EPTCS.221.8). [arxiv:1608.01406](https://arxiv.org/abs/1608.01406). 2016.

Appendix content

Appendix A gives a sufficient condition for the conjugation law to hold in the context of a unitary dagger controlled prop. Appendix B contains a detailed proof of Proposition 2. Appendix C contains a detailed proof of Theorem 2.

A Sufficient condition for the conjugation law

In the following, given $n \in \mathbb{Z}$, the notation $[n]$ denotes the set $\{i : i \in \mathbb{N}, 1 \leq i \leq n\}$ which contains all integers between 1 and n (included). In particular, if $n \leq 0$ then $[n] = \emptyset$.

Definition 14 (unitary dagger controlled prop). A unitary dagger controlled prop \mathbf{P} is a dagger controlled prop containing only endomorphisms and such that $\mathbf{P} \vdash f \circ f^\dagger = \text{id}_n = f^\dagger \circ f$ for any $f \in \mathbf{P}(n, n)$.

Lemma 3. Given a unitary dagger controlled prop \mathbf{P} , $\mathbf{P} \vdash f = g$ implies $\mathbf{P} \vdash f^\dagger = g^\dagger$ for any $f, g \in \mathbf{P}(n, n)$.

Proof. $\mathbf{P} \vdash f^\dagger = g^\dagger \circ g \circ f^\dagger = g^\dagger \circ f \circ f^\dagger = g^\dagger$ □

Definition 15 (reducibility). Given a unitary dagger controlled prop \mathbf{P} and a set \mathcal{G} of endomorphisms of \mathbf{P} , let $\mathbf{P}|_{\mathcal{G}}$ be the subclass of morphisms inductively generated as follows.

$$\frac{f : n \rightarrow n \in \mathcal{G}}{f \in \mathbf{P}|_{\mathcal{G}}(n, n)} \quad \frac{f, g \in \mathbf{P}|_{\mathcal{G}}(n, n)}{(g \circ f) \in \mathbf{P}|_{\mathcal{G}}(n, n)} \quad \frac{f \in \mathbf{P}|_{\mathcal{G}}(n, n) \quad g \in \mathbf{P}|_{\mathcal{G}}(m, m)}{(f \otimes g) \in \mathbf{P}|_{\mathcal{G}}(n+m, n+m)}$$

We say that \mathbf{P} is \mathcal{G} -reducible if for any $f \in \mathbf{P}(n, n)$ there exists $f' \in \mathbf{P}|_{\mathcal{G}}(n, n)$ such $\mathbf{P} \vdash f = f'$.

Lemma 4 (sufficient condition). Given a \mathcal{G} -reducible unitary dagger controlled prop \mathbf{P} , the condition (\star) is sufficient for the conjugation law (23) to hold for all $f, g \in \mathbf{P}(n, n)$,

$$\forall x : n \rightarrow n, y : m \rightarrow m \in \mathcal{G}, \forall i \in [n+m-1] : \mathbf{P} \vdash \text{---} \boxed{g_{y,i}} \text{---} \boxed{f_{x,i}} \text{---} \boxed{g_{y,i}^\dagger} \text{---} = \text{---} \boxed{g_{y,i}} \text{---} \boxed{f_{x,i}} \text{---} \boxed{g_{y,i}^\dagger} \text{---} \quad (\star)$$

where $f_{x,i}$ and $g_{y,i}$ are defined as follows for $x : n \rightarrow n, y : m \rightarrow m \in \mathcal{G}$ and $i \in [n+m-1]$.

$$f_{x,i} = \text{id}_{\max(0, i-n)} \otimes x \otimes \text{id}_{\max(0, m-i)} \quad g_{y,i} = \text{id}_{\max(0, n-i)} \otimes y \otimes \text{id}_{\max(0, i-m)}$$

Proof. Suppose that (\star) , we prove the conjugation law (23) for arbitrary $f, g \in \mathbf{P}(n, n)$.

As \mathbf{P} is \mathcal{G} -reducible, any morphism in $\mathbf{P}(n, n)$ can be transformed into a morphism in $\mathbf{P}|_{\mathcal{G}}(n, n)$. Moreover, notice that the coherence laws of SMC (see Figure 2) ensure that for any $h \in \mathbf{P}|_{\mathcal{G}}(n, n)$ there exist $\ell \geq 1$ and $p_k, q_k \in \mathbb{N}$, $x_k : n_k \rightarrow n_k \in \mathcal{G}$ satisfying $p_k + n_k + q_k = n$ for all $1 \leq k \leq \ell$, such that

$$\mathbf{P} \vdash h = (\text{id}_{p_\ell} \otimes x_\ell \otimes \text{id}_{q_\ell}) \circ (\text{id}_{p_{\ell-1}} \otimes x_{\ell-1} \otimes \text{id}_{q_{\ell-1}}) \circ \cdots \circ (\text{id}_{p_1} \otimes x_1 \otimes \text{id}_{q_1})$$

Intuitively, we can transform any morphism h into a morphism h' that is a sequential composition of ℓ layers each containing a single morphism of \mathcal{G} sandwiched between identities. Applied to f and g , this yields f' and g' of the above form such that

$$\mathbf{P} \vdash f = f' \quad , \quad \mathbf{P} \vdash g = g' \quad \text{and} \quad \mathbf{P} \vdash g^\dagger = (g')^\dagger$$

where the last equality is given by Lemma 3. Then, proving the following equation is enough to conclude.

$$\mathbf{P} \vdash \overline{\boxed{g' \quad f' \quad (g')^\dagger}} = \overline{g' \quad f' \quad (g')^\dagger} \quad (56)$$

Let ℓ_f and ℓ_g be the number of layers of f' and g' respectively. In the rest of the proof, we prove Equation (56) by induction on (ℓ_g, ℓ_f) with lexicographic order. If $f' = f'_2 \circ f'_1$ where ℓ_{f_i} is the number of layers of f'_i , then

$$\begin{aligned} \overline{\boxed{g' \quad f' \quad (g')^\dagger}} &= \overline{\boxed{g' \quad f'_1 \quad f'_2 \quad (g')^\dagger}} = \overline{\boxed{g' \quad f'_1 \quad (g')^\dagger \quad g' \quad f'_2 \quad (g')^\dagger}} \\ &= \overline{\boxed{g' \quad f'_1 \quad (g')^\dagger} \quad \boxed{g' \quad f'_2 \quad (g')^\dagger}} \stackrel{\text{IH}}{=} \overline{g' \quad f'_1 \quad (g')^\dagger \quad g' \quad f'_2 \quad (g')^\dagger} \\ &= \overline{g' \quad f'_1 \quad f'_2 \quad (g')^\dagger} = \overline{g' \quad \boxed{f'_1 \quad f'_2} \quad (g')^\dagger} = \overline{g' \quad f' \quad (g')^\dagger} \end{aligned}$$

where the induction hypothesis is applied for $(\ell_g, \ell_{f_i}) < (\ell_g, \ell_f)$. If $g' = g'_2 \circ g'_1$ where ℓ_{g_i} is the number of layers of g_i , then

$$\begin{aligned} \overline{\boxed{g' \quad f' \quad (g')^\dagger}} &= \overline{\boxed{g'_1 \quad g'_2 \quad f' \quad (g'_2)^\dagger \quad (g'_1)^\dagger}} \stackrel{\text{IH}}{=} \overline{g'_1 \quad \boxed{g'_2 \quad f' \quad (g'_2)^\dagger} \quad (g'_1)^\dagger} \\ &\stackrel{\text{IH}}{=} \overline{g'_1 \quad g'_2 \quad f' \quad (g'_2)^\dagger \quad (g'_1)^\dagger} = \overline{g' \quad f' \quad (g')^\dagger} \end{aligned}$$

where the first induction hypothesis is applied for $(\ell_{g_1}, \ell_f + 2\ell_{g_2}) < (\ell_g, \ell_f)$ and the second induction hypothesis is applied for $(\ell_{g_2}, \ell_f) < (\ell_g, \ell_f)$.

The base cases $\ell_f = \ell_g = 1$ are the cases where f' and g' have a single layer. Denoting

$$f' = (\text{id}_p \otimes x \otimes \text{id}_q) \quad \text{and} \quad g' = (\text{id}_r \otimes y \otimes \text{id}_s)$$

where $p, q, r, s \in \mathbb{N}$ and $x : n \rightarrow n, y : m \rightarrow m \in \mathcal{G}$. If $p \geq r + m$ or $r \geq p + n$ then f' and g' trivially commute (as well as $(\text{id}_1 \otimes g')$ and $\mathbf{C}(f')$), and so the statement is straightforwardly proved using the fact that \mathbf{P} is unitary. Otherwise, there exists a unique $i \in [n + m - 1]$ such that

$$\mathbf{P} \vdash f' = \text{id}_{\min(p,r)} \otimes f_{x,i} \otimes \text{id}_{\min(q,s)} \quad \text{and} \quad \mathbf{P} \vdash g' = \text{id}_{\min(p,r)} \otimes g_{y,i} \otimes \text{id}_{\min(q,s)}$$

Hence, we prove the bases cases as follows.

$$\overline{\boxed{g' \quad f' \quad (g')^\dagger}} = \overline{\boxed{g_{y,i} \quad f_{x,i} \quad g_{y,i}^\dagger}} = \overline{\text{X} \boxed{g_{y,i} \quad f_{x,i} \quad g_{y,i}^\dagger} \text{X}}$$

$$(\star) \quad \text{Controlled}(g_{y,i}, f_{x,i}, g_{y,i}^\dagger) = \boxed{g_{y,i}, f_{x,i}, g_{y,i}^\dagger} = \text{Controlled}(g', f', (g')^\dagger)$$

□

B Proof of Proposition 2

The idea is to apply Lemma 4 (see Appendix A) to **CQC**. This gives a sufficient condition for the conjugation law (23) to hold. Then we prove that this condition is satisfied in **CQC**. The following equations are used as intermediate results and are proved at the end of this section.

$$\textcircled{0} = \boxed{} \quad (57)$$

$$\textcircled{-\pi} = \textcircled{\pi} \quad (58)$$

$$\boxed{H} = \textcircled{-\pi/4} \text{---} \textcircled{\pi/2} \boxed{H} \textcircled{\pi/2} \boxed{H} \textcircled{\pi/2} \quad (59)$$

$$\boxed{H} \textcircled{\pi} \boxed{H} \textcircled{\alpha} = \textcircled{\alpha} \text{---} \textcircled{-\alpha} \textcircled{\pi} \boxed{H} \textcircled{\pi} \quad (60)$$

$$\boxed{H} = \textcircled{\pi/2} \text{---} \textcircled{\pi/4} \textcircled{\pi} \text{---} \textcircled{-\pi/4} \textcircled{-\pi/2} \quad (61)$$

$$\text{---} \boxed{H} \text{---} \text{---} \boxed{H} \text{---} \text{---} \boxed{H} \text{---} = \text{---} \boxed{H} \text{---} \text{---} \boxed{H} \text{---} \quad (62)$$

$$\text{---} \boxed{H} \text{---} \text{---} \boxed{H} \text{---} \text{---} \boxed{H} \text{---} = \text{---} \boxed{H} \text{---} \text{---} \boxed{H} \text{---} \quad (63)$$

$$\text{---} \boxed{H} \text{---} \text{---} \boxed{H} \text{---} \text{---} \boxed{H} \text{---} = \text{---} \boxed{H} \text{---} \text{---} \boxed{H} \text{---} \quad (64)$$

Lemma 5. **CQC** is \mathcal{G} -reducible where \mathcal{G} is defined as follows.

$$\mathcal{G} := \{\text{id}_n : n \in \mathbb{N}\} \cup \{\textcircled{\alpha} : \alpha \in \mathbb{R}\} \cup \{\mathbf{C}(\textcircled{\alpha}) : \alpha \in \mathbb{R}\} \cup \{\mathbf{C}(\mathbf{C}(\textcircled{\pi}))\} \cup \{\boxed{H}\}$$

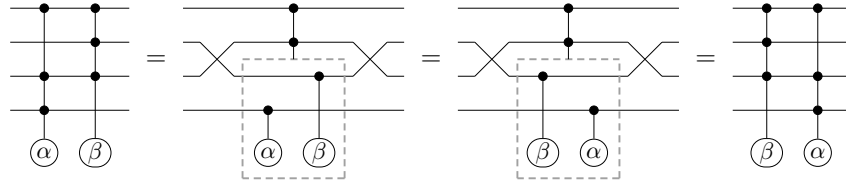
Proof. Given a morphism $f \in \mathbf{CQC}(n, n)$, we explain how to transform f into a morphism $f' \in \mathbf{CQC}|_{\mathcal{G}}(n, n)$. In the following, what we call a gate is either id_n , $\sigma_{n,m}$, $\textcircled{\alpha}$, or \boxed{H} . Notice that all the $\sigma_{n,m}$ gates can always be removed by applying Equations (16) and (19) and then Equation (37). Moreover, as \mathbf{C} is a functor and **CQC** contains only endomorphisms, we can always apply $\mathbf{C}(g \circ f) = \mathbf{C}(g) \circ \mathbf{C}(f)$ to split each control into multiple controlled gates. Then, we iteratively reduce the number of controls of the remaining gates using Equations (44), (45) and (46) as well as their controlled versions (where Equation (45) is only applied when

$\alpha \neq \pi$ to avoid infinite loops). The coherence laws ensure that this process can be applied to gates that are controlled by non adjacent wires, and we can remove the implicit $\sigma_{n,m}$ gates that are hidden as explained above. At the end of this process, we get a morphism $f' \in \mathbf{CQC}|_{\mathcal{G}}(n, n)$. \square

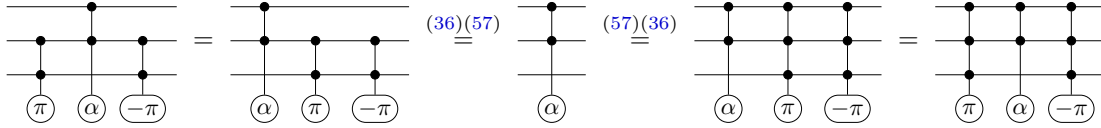
Proof of Proposition 2. Lemmas 1 and 5 ensure that we can apply Lemma 4 to \mathbf{CQC} . Proving that (\star) holds amounts to proving that for any $x : n \rightarrow n, y : m \rightarrow m \in \mathcal{G}$ and $i \in [n + m - 1]$,

$$\mathbf{CQC} \vdash \begin{array}{c} \bullet \\ \hline \boxed{g_{y,i}} \quad \boxed{f_{x,i}} \quad \boxed{g_{y,i}^\dagger} \end{array} = \begin{array}{c} \bullet \\ \hline \boxed{g_{y,i}} \quad \boxed{f_{x,i}} \quad \boxed{g_{y,i}^\dagger} \end{array} \quad \text{where} \quad \begin{array}{l} f_{x,i} = \text{id}_{\max(0,i-n)} \otimes x \otimes \text{id}_{\max(0,m-i)} \\ g_{y,i} = \text{id}_{\max(0,n-i)} \otimes y \otimes \text{id}_{\max(0,i-m)} \end{array}$$

We give below a table summing up all the cases. Fortunately, this is trivial for most cases. In particular, the fact that $\mathbf{C}(\text{id}_n) = \text{id}_{n+1}$ and Lemma 1 can straightforwardly be used when $x = \text{id}_n$ or $y = \text{id}_m$ for some $n, m \in \mathbb{N}$ or when $x = \textcircled{\alpha}$ or $y = \textcircled{\beta}$ for some $\alpha, \beta \in \mathbb{R}$ (this remark is referred as \heartsuit in the table). Moreover, all circuits containing a single controlled $\textcircled{\alpha}$ gate provably commute. Here is an example.



Hence, all the base cases where x and y are either $\mathbf{C}(\textcircled{\alpha})$ or $\mathbf{C}(\mathbf{C}(\textcircled{\pi}))$ can be prove easily (this remark is referred as \clubsuit in the table). Here is an example for $y = \mathbf{C}(\mathbf{C}(\textcircled{\pi}))$ and $x = \mathbf{C}(\textcircled{\alpha})$.



Finally, the remaining cases are either relations in $\mathcal{R}_{\text{control}}$ or provable in \mathbf{CQC} . Here is the table summing up all cases. The proof of Equations (62), (63) and (64) can be found at the end of this section.

	$x = \text{id}_n$	$x = \textcircled{\alpha}$	$x = \mathbf{C}(\textcircled{\alpha})$	$x = \mathbf{C}(\mathbf{C}(\textcircled{\pi}))$	$x = -\boxed{H}$
$y = \text{id}_m$	\heartsuit	\heartsuit	\heartsuit	\heartsuit	\heartsuit
$y = \textcircled{\beta}$	\heartsuit	\heartsuit	\heartsuit	\heartsuit	\heartsuit
$y = \mathbf{C}(\textcircled{\beta})$	\heartsuit	\heartsuit	\clubsuit	\clubsuit	$i = 1 \quad (41)$
$y = \mathbf{C}(\mathbf{C}(\textcircled{\pi}))$	\heartsuit	\heartsuit	\clubsuit	\clubsuit	$i = 1 \quad (64)$ $i = 2 \quad (43)$
$y = -\boxed{H}$	\heartsuit	\heartsuit	$i = 1 \quad (40)$	$i = 1 \quad (63)$ $i = 2 \quad (42)$	$i = 1 \quad (62)$

\square

Proof of Equation (57).

$$\textcircled{0} \stackrel{(35)}{=} \textcircled{0} \textcircled{2\pi} \stackrel{(36)}{=} \textcircled{2\pi} \stackrel{(35)}{=} \boxed{}$$

\square

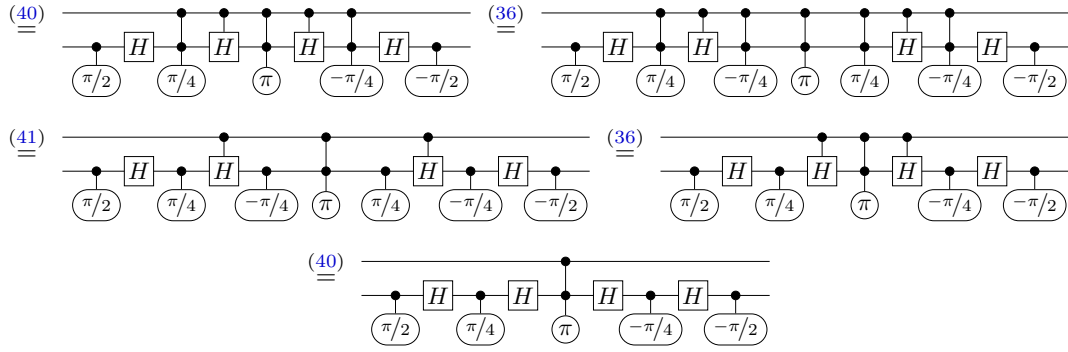
5

☐

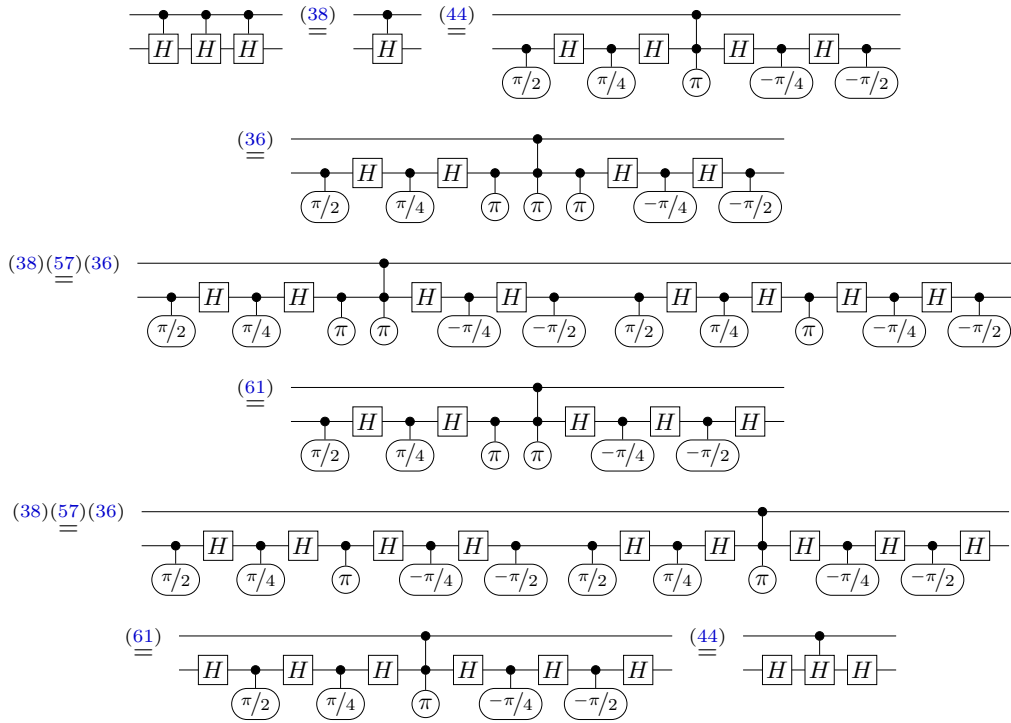
☐

☐

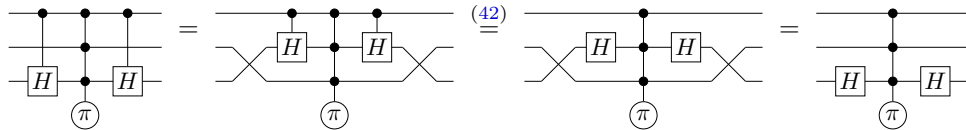
20



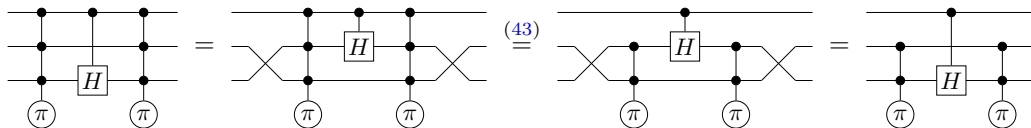
Proof of Equation (62).



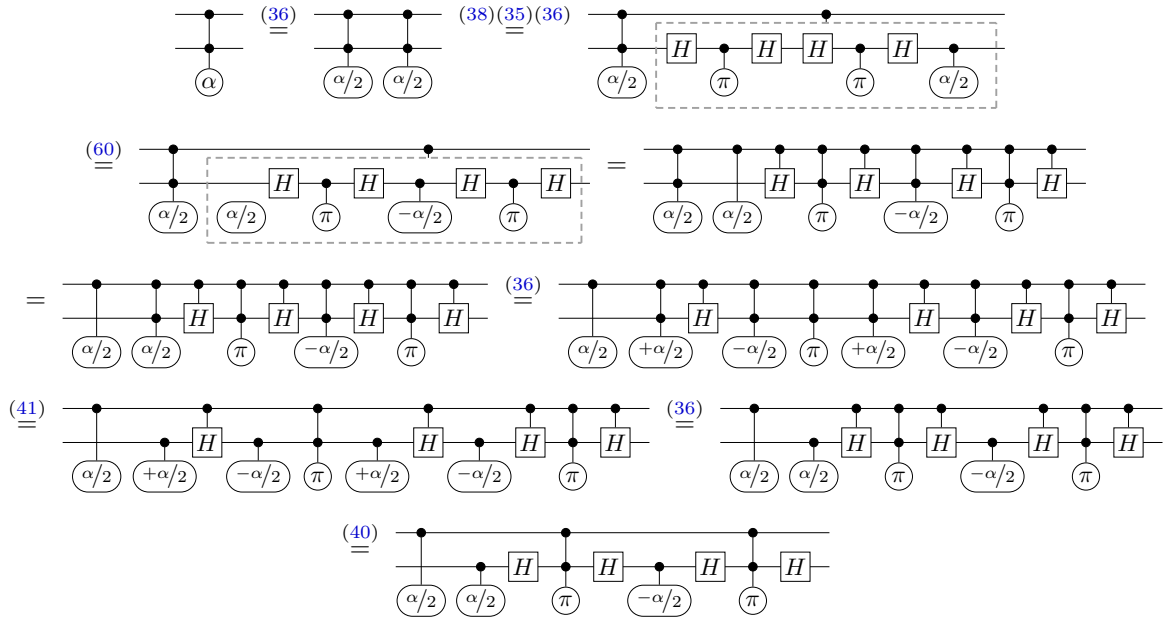
Proof of Equation (63).



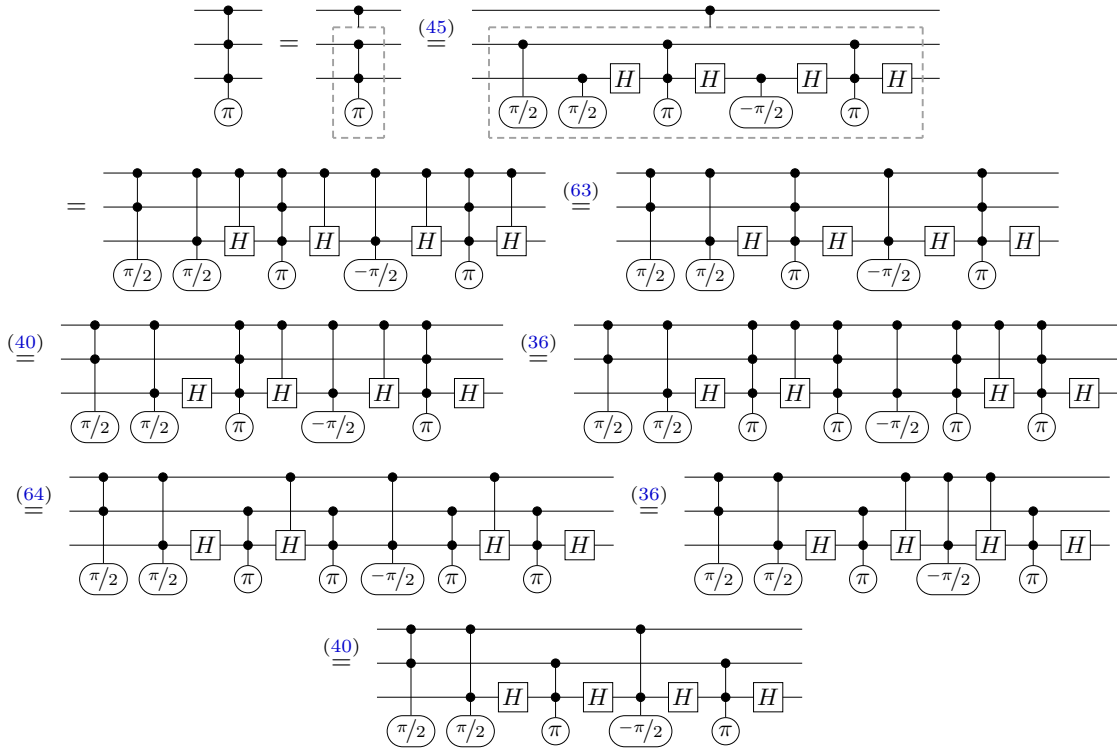
Proof of Equation (64).



Proof of Equation (45).



Proof of Equation (46).

☐

C Proof of Theorem 2

In this section, we use the set \mathcal{G} defined in Lemma 5.

Definition 16 (encoding). Let $E : \mathbf{CQC}|_{\mathcal{G}} \rightarrow \mathbf{QC}$ be the encoding map inductively defined as follows.

$$\begin{aligned}
 E(C_2 \circ C_1) &:= E(C_2) \circ E(C_1) & E(C_1 \otimes C_2) &:= E(C_1) \otimes E(C_2) & E(\text{id}_n) &:= \text{id}_n & E(\textcircled{\alpha}) &:= \textcircled{\alpha} \\
 E(-\boxed{H}-) &:= -\boxed{H}- & E\left(-\begin{array}{c} \bullet \\ \textcircled{\alpha} \end{array}\right) &:= -\boxed{Z(\alpha)}- & E\left(\begin{array}{c} \bullet \\ \bullet \\ \textcircled{\pi} \end{array}\right) &:= -\boxed{H}-\oplus-\boxed{H}-
 \end{aligned}$$

Definition 17 (decoding). Let $D : \mathbf{QC} \rightarrow \mathbf{CQC}|_{\mathcal{G}}$ be the decoding map inductively defined as follows.

$$\begin{aligned}
 D(C_2 \circ C_1) &:= D(C_2) \circ D(C_1) & D(C_1 \otimes C_2) &:= D(C_1) \otimes D(C_2) & D(\text{id}_n) &:= \text{id}_n \\
 D(\sigma_{n,0}) &:= D(\sigma_{0,n}) := \text{id}_n & D(\sigma_{n+m,p+q}) &:= D((\text{id}_p \otimes \sigma_{n,q} \otimes \text{id}_m) \circ (\sigma_{n,p} \otimes \sigma_{m,q}) \circ (\text{id}_n \otimes \sigma_{m,p} \otimes \text{id}_q)) \\
 D(\sigma_{1,1}) &:= \text{circuit with 4 qubits, 4 Hadamard gates, and 3 CNOT gates} & D\left(\begin{array}{c} \bullet \\ \oplus \end{array}\right) &:= \text{circuit with 2 qubits, 2 Hadamard gates, and 1 CNOT gate} \\
 D(\textcircled{\alpha}) &:= \textcircled{\alpha} & D(-\boxed{H}-) &:= -\boxed{H}- & D(-\boxed{Z(\alpha)}-) &:= \text{circuit with 1 qubit, 1 Hadamard gate, and 1 phase gate } \alpha
 \end{aligned}$$

Lemma 6. $\llbracket E(C) \rrbracket_v = \llbracket C \rrbracket_c$ for any $C \in \mathbf{CQC}|_{\mathcal{G}}(n, n)$.

Proof. By structural induction with

$$\llbracket E(C_1 \diamond C_2) \rrbracket_v = \llbracket E(C_1) \diamond E(C_2) \rrbracket_v = \llbracket E(C_1) \rrbracket_v \diamond \llbracket E(C_2) \rrbracket_v \stackrel{\text{IH}}{=} \llbracket C_1 \rrbracket_c \diamond \llbracket C_2 \rrbracket_c = \llbracket C_1 \diamond C_2 \rrbracket_c$$

where \diamond is either \circ or \otimes , and where the base cases can be checked manually. \square

Lemma 7. $\mathbf{CQC} \vdash D(\lambda^n(\alpha)) = \mu^n(\alpha)$ for any $n \in \mathbb{N}$ and $\alpha \in \mathbb{R}$.

Proof. By induction on n . The base case where $n = 0$ or $n = 1$ are proved as follows.

$$\begin{aligned}
 D(\lambda^0(\alpha)) &= D(\textcircled{\alpha}) = \textcircled{\alpha} = \mu^0(\alpha) \\
 D(\lambda^1(\alpha)) &= D(-\boxed{Z(\alpha)}-) = \text{circuit with 1 qubit, 1 Hadamard gate, and 1 phase gate } \alpha = \mu^1(\alpha)
 \end{aligned}$$

The induction case use the fact that $\mathbf{CQC} \vdash D(\sigma_{1,1}) = \sigma_{1,1}$ (see Equation (37)) and is proved as follows.

$$\begin{aligned}
 D(\lambda^{n+2}(\alpha)) &= D\left(\begin{array}{c} \vdots \\ \boxed{\lambda^{n+1}(\alpha/2)} \\ \vdots \end{array} \otimes \begin{array}{c} \vdots \\ \boxed{\lambda^{n+1}(\alpha/2)} \\ \vdots \end{array} \otimes \begin{array}{c} \vdots \\ \boxed{\lambda^{n+1}(-\alpha/2)} \\ \vdots \end{array}\right) \\
 &\stackrel{\text{IH}}{=} \begin{array}{c} \vdots \\ \boxed{\mu^{n+1}(\alpha/2)} \\ \vdots \end{array} \otimes \begin{array}{c} \vdots \\ \boxed{\mu^{n+1}(\alpha/2)} \\ \vdots \end{array} \otimes \begin{array}{c} \vdots \\ \boxed{\mu^{n+1}(-\alpha/2)} \\ \vdots \end{array} \\
 &\quad \text{with } D(\sigma_{1,1}) \text{ gates and CNOTs between the three parts} \\
 &\stackrel{(37)}{=} \begin{array}{c} \vdots \\ \boxed{\mu^{n+1}(\alpha/2)} \\ \vdots \end{array} \otimes \begin{array}{c} \vdots \\ \boxed{\mu^{n+1}(\alpha/2)} \\ \vdots \end{array} \otimes \begin{array}{c} \vdots \\ \boxed{\mu^{n+1}(-\alpha/2)} \\ \vdots \end{array} \\
 &\quad \text{with } \sigma_{1,1} \text{ gates and CNOTs between the three parts} \\
 &= \mu^{n+2}(\alpha)
 \end{aligned}$$

Lemma 9. $\mathbf{CQC} \vdash D(E(C)) = C$ for any $C \in \mathbf{CQC}|_{\mathcal{G}}(n, n)$.

Proof. By structural induction with

$$D(E(C_1 \diamond C_2)) = D(E(C_1) \diamond E(C_2)) = D(E(C_1)) \diamond D(E(C_2)) \stackrel{\text{IH}}{=} C_1 \diamond C_2$$

where \diamond is either \circ or \otimes , and where the base cases are proved as follows.

$$\begin{aligned} D(E(g)) &= D(g) = g \quad \text{when} \quad g \in \{\text{id}_n, \textcircled{\alpha}, -\boxed{H}-\} \\ D\left(E\left(\begin{array}{c} \text{---} \bullet \text{---} \\ | \\ \textcircled{\alpha} \end{array}\right)\right) &= D(-\boxed{Z(\alpha)}-) = \begin{array}{c} \text{---} \bullet \text{---} \\ | \\ \textcircled{\alpha} \end{array} \\ D\left(E\left(\begin{array}{c} \text{---} \bullet \text{---} \\ | \\ \text{---} \bullet \text{---} \\ | \\ \textcircled{\pi} \end{array}\right)\right) &= D\left(\begin{array}{c} \text{---} \bullet \text{---} \\ | \\ -\boxed{H}-\oplus-\boxed{H}- \end{array}\right) = \begin{array}{c} \text{---} \bullet \text{---} \\ | \\ -\boxed{H}-\boxed{H}-\bullet-\boxed{H}-\boxed{H}- \\ | \\ \textcircled{\pi} \end{array} \stackrel{(38)}{=} \begin{array}{c} \text{---} \bullet \text{---} \\ | \\ \text{---} \bullet \text{---} \\ | \\ \textcircled{\pi} \end{array} \end{aligned}$$

□

Proof of Theorem 2. Let $C_1, C_2 \in \mathbf{CQC}(n, n)$ such that $\llbracket C_1 \rrbracket_{\text{c}} = \llbracket C_2 \rrbracket_{\text{c}}$. By Lemma 5, there are some $C'_1, C'_2 \in \mathbf{CQC}|_{\mathcal{G}}(n, n)$ such that $\mathbf{CQC} \vdash C_i = C'_i$. By Lemma 6 and completeness of \mathbf{QC} (see Theorem 1) we have $\mathbf{QC} \vdash E(C'_1) = E(C'_2)$. Then, by Lemma 8, $\mathbf{CQC} \vdash D(E(C'_1)) = D(E(C'_2))$ and Lemma 9 concludes the proof as follows.

$$\mathbf{CQC} \vdash C_1 \stackrel{\text{Lemma 5}}{=} C'_1 \stackrel{\text{Lemma 9}}{=} D(E(C'_1)) \stackrel{\text{Lemma 8}}{=} D(E(C'_2)) \stackrel{\text{Lemma 9}}{=} C'_2 \stackrel{\text{Lemma 5}}{=} C_2$$

□