

PosterForest: Hierarchical Multi-Agent Collaboration for Scientific Poster Generation

Jiho Choi^{1*}, Seojeong Park^{1*}, Seongjong Song², Hyunjung Shim^{1†}

¹Graduate School of Artificial Intelligence, KAIST, Republic of Korea

²School of Integrated Technology, Yonsei University, Republic of Korea
{jihochoi, seojeong.park, kateshim}@kaist.ac.kr, {bell}@yonsei.ac.kr

Abstract

We present a novel training-free framework, *PosterForest*, for automated scientific poster generation. Unlike prior approaches, which largely neglect the hierarchical structure of scientific documents and the semantic integration of textual and visual elements, our method addresses both challenges directly. We introduce the *Poster Tree*, a hierarchical intermediate representation that jointly encodes document structure and visual-textual relationships at multiple levels. Our framework employs a multi-agent collaboration strategy, where agents specializing in content summarization and layout planning iteratively coordinate and provide mutual feedback. This approach enables the joint optimization of logical consistency, content fidelity, and visual coherence. Extensive experiments on multiple academic domains show that our method outperforms existing baselines in both qualitative and quantitative evaluations. The resulting posters achieve quality closest to expert-designed ground truth and deliver superior information preservation, structural clarity, and user preference.


Code — <https://github.com/kaist-cvml/poster-forest>

1 Introduction

With the rapid advancement of science and technology, there has been an exponential increase (Hanson et al. 2024; Larsen and Von Ins 2010) in the number of academic papers and technical reports with complex structures. As these documents are often difficult to interpret quickly, readers are required to invest significant time and cognitive resources to understand their main arguments. In this context, scientific posters have emerged as an effective medium for summarizing and presenting complex information in a concise and visually intuitive manner. By combining textual and visual elements, posters facilitate more accessible communication of technical content. However, manually crafting high-quality posters is a labor-intensive process that requires both domain knowledge and design expertise. Automating scientific poster generation (SPG) is therefore a critical research problem, as it can accelerate the circulation and dissemination of specialized knowledge and reduce the burden on researchers.

*Equal contribution

†Corresponding author



(a) Paper2Poster

(b) P2P

Figure 1: Limitations of Current SPG Methods. Existing state-of-the-art scientific poster generation (SPG) methods, including P2P (Sun et al. 2025) and Paper2Poster (Pang et al. 2025), lack *hierarchical* document understanding, resulting in errors in both *content* and *layout*. (a) shows an example where an experiment table is incorrectly placed in the conclusion section. (b) illustrates an overly simplified poster, where paragraphs are merely summarized and assigned to fixed panels with fixed-sized figures. Enlarged images and explanations are provided in the Appendix.

Pioneering works such as PGM (Qiang et al. 2016, 2019), NCE (Xu and Wan 2021), and PostDoc (Jaisankar et al. 2024) have explored automated poster generation by extracting text and figures from scientific documents and heuristically arranging them within poster panels. More recent methods, including P2P (Sun et al. 2025) and Paper2Poster (Pang et al. 2025), have introduced multi-agent pipelines that require explicit model training, such as instruction tuning or regressor-based approaches.

Despite these advances, current approaches suffer from several critical limitations. (1) **Shallow Document Understanding:** They primarily depend on surface-level text features, lacking a deep grasp of the hierarchical structure inherent to scientific documents and the semantic associations between textual and visual components. Consequently, they often exhibit an interrupted logical flow and weak integration of visual elements as in Figure 1 (a), ultimately reducing the effectiveness of posters in conveying information quickly and accurately. This limitation significantly increases users’ cognitive load. (2) **Weak Content-Layout Integration:** Existing approaches often adopt a sequential pipeline in which the layout is determined before content placement. This decoupled strategy overlooks the intrinsic

interdependence between content and layout, treating them as isolated components rather than pursuing their integrated organization. As a result, critical content may be truncated or misplaced, and the logical flow between textual and visual elements is frequently disrupted. Moreover, as shown in Figure 1 (b), this often results in posters that are overly simplified and fail to capture the complexity of the original document. It diminishes the practical value of automated poster generation systems. (3) **Training Overhead:** Existing methods requiring instruction tuning or regression training pipelines add complexity and resource demands, limiting practical deployment.

In this study, we aim to address these limitations, which overlook both the hierarchical organization of scientific documents and the semantic alignment between text and figures. Such limitations hinder holistic understanding and often result in reduced clarity, visual incoherence, and discrepancies between visual elements and their explanatory context. To comprehensively address these challenges, we propose a novel training-free framework called the *PosterForest* that consists of two core innovations: the intermediate representation, *Poster Tree*, and a multi-agent collaboration strategy. The *Poster Tree* explicitly represents the hierarchical and visual-text relationships among textual components at the section, subsection, and paragraph levels, as well as among visual entities such as figures and tables. It encodes both **content** information and **layout** information within a tree structure, enabling integrated coordination of content summarization, visual material placement, and the maintenance of logical flow within a single unified framework for poster creation.

Building on the *Poster Tree* representation, we propose a multi-agent collaboration strategy tailored for scientific poster generation. By leveraging the hierarchical structure, agents specialize in complementary tasks such as content summarization, layout planning, and visual material placement across different levels of the document. Through iterative coordination and feedback, the agents jointly optimize both content and structure, achieving logical consistency and effective integration of textual and visual information. This approach enables high-quality summarization, visual coherence, and logical information flow, surpassing the limitations of conventional single- or multi-agent methods.

2 Related Work

Scientific Poster Generation. Although generic (i.e., movie, commercial) poster generation is a pervasively researched topic (Gupta et al. 2021; Li et al. 2020; Zheng et al. 2023; Inoue et al. 2023; Gao et al. 2025; Hsu and Peng 2025), scientific poster generation is more challenging and crucial due to its deliverability of extensive information and reasoning. It has been studied as a layout-driven summarization problem (Qiang et al. 2016, 2019), where key elements such as panel size, position, and hierarchy are learned from examples. Earlier work, such as Xu and Wan (2021), emphasized the importance of content extraction, proposing a pipeline to select representative text and visuals. An instruction-tuning based P2P (Sun et al. 2025) and a

regressor fitting-based Paper2Poster (Pang et al. 2025) are recent approaches of introducing LLM-based multi-agent frameworks to handle parsing, planning, and rendering in a modular way, extending the framework to generate slides such as PPTAgent (Zheng et al. 2025). These methods are supported by new benchmarks (Wang, Tanaka, and Ushiku 2024; Saxena, Minervini, and Keller 2025) and evaluation protocols utilizing vision-language models (Lee et al. 2024), enabling fine-grained assessment of visual coherence and content fidelity. While these approaches achieve baseline-level automation, they often treat sections independently, simply mapping them to panels. As a result, the semantic flow and hierarchical connections across sections in the original paper are not well preserved in the generated poster.

Hierarchical Document Parsing and Understanding.

Scientific poster generation requires a robust understanding of document structure and content, compared to naive rank-based text extraction (Mihalcea and Tarau 2004). Early approaches to document understanding leveraged hierarchical parsing methods, such as DocParser (Rausch et al. 2021) and PDF-to-Tree (Zhang et al. 2024b), to recover logical section structures from rendered pages. These techniques enable semantic segmentation of long documents, which is crucial for downstream tasks like summarization and visualization. More recent works employ pre-trained multimodal models (Huang et al. 2022; Lin et al. 2023) or graph-based representations (Gemelli et al. 2022) to jointly model textual and visual elements. OWL (Hu et al. 2025) integrates multiple LLMs for reasoning and understanding documents. Such advances form the basis for extracting salient content needed for poster generation.

Multi-Agent Reasoning and Collaboration. Single-agent reasoning techniques such as Chain-of-Thought (CoT) (Wei et al. 2022) and its variations (Yao et al. 2023; Besta et al. 2024; Chen et al. 2022; Gao et al. 2023) enabled logical thinking of models, representatively academic (Team et al. 2024; Zhang et al. 2023) and mathematical (Shao et al. 2024) reasoning. Recent researches take a step forward and explore multi-agent collaboration to further enhance problem-solving capabilities. Instead of relying on a single reasoning path, multi-agent systems assign specialized roles to LLM agents and promote iterative feedback, critique, and coordination (Li et al. 2023; Zhang et al. 2024a; Hong et al. 2023; Tran et al. 2025; Li et al. 2024), successfully simulating collaborative software engineers (Qian et al. 2023), or peer-reviewers of scientific papers (Yu et al. 2024) even generating code from papers (Seo et al. 2025). In the poster generation, this paradigm enables specialized agents to perform document analysis, content summarization, and layout composition (Sun et al. 2025; Pang et al. 2025).

3 Proposed Method

3.1 Preliminaries

Recent advances in scientific poster generation (SPG), such as P2P (Sun et al. 2025) and Paper2Poster (Pang et al. 2025), have established multi-agent pipelines that automate the process of synthesizing posters directly from research pa-

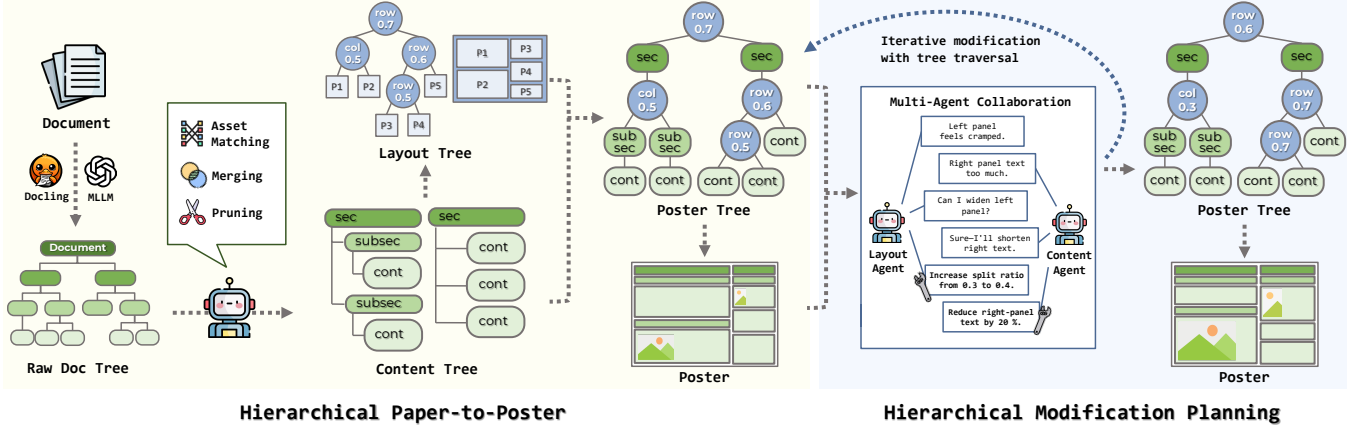


Figure 2: Overview of PosterForest.

pers. These approaches serve as effective baselines by leveraging multimodal large language models (MLLMs, e.g., GPT-4 (Achiam et al. 2023), Gemini (Team et al. 2023), Qwen (Bai et al. 2023)) to extract textual and visual content from papers, summarize key information, and arrange it within a panel layout.

Among them, Paper2Poster adopts a modular approach comprised of (a) a parser that constructs an asset library of textual and visual elements, (b) a planner that matches text content with relevant figures and tables, and (c) a painter-commenter loop that iteratively refines panel layout through vision-language feedback. P2P further leverages instruction tuning to enhance coordination among multiple agents, while Paper2Poster employs regressor-based learning to optimize content arrangement and visual composition.

Despite their promising results, existing methods tend to treat scientific documents as flat, sequential text streams, overlooking their intrinsic hierarchical structure. Consequently, they capture only superficial alignment between textual and visual elements. Elements such as section and subsection boundaries, paragraph-level semantics, and cross-references to figures and tables are either underutilized or entirely ignored. This leads to logical discontinuities between the poster sections and weak linkage between figures and their explanatory context, ultimately affecting the effectiveness of the poster in the delivery of accurate and concise information.

To overcome these limitations, we propose a framework that (1) explicitly models the document’s hierarchy (in Section 3.2) and (2) unifies content and layout planning with multi-agent collaboration (in Section 3.3), allowing for better coherence and inductive bias during large language model-driven reasoning. Figure 2 illustrates this overall process, from document parsing, Poster Tree construction, and subsequent poster generation.

3.2 Hierarchical Paper-to-Poster

The first stage of our framework transforms a scientific paper, \mathcal{D} , into a hierarchical intermediate representation suitable and tailored for scientific poster generation. Initially,

the paper is parsed into a **Raw Document Tree**, \mathcal{T}_{raw} , which organizes structural components such as title, sections, sub-sections, paragraphs, and visual assets (figures, tables) into a tree structure using a parser agent, $\mathcal{A}_{\text{PARSER}}$, as:

$$\mathcal{T}_{\text{raw}} = \mathcal{A}_{\text{PARSER}}(\mathcal{D}) \quad (1)$$

Each node represents a distinct unit of content, while visual elements are connected as children of their corresponding textual references. This representation captures both hierarchical document structure and referential relationships between text and visuals.

This raw structure, \mathcal{T}_{raw} , is then refined into a **Content Tree**, $\mathcal{T}_{\text{content}}$, by selecting (pruning), merging, and summarizing essential information from each section, sub-section, and paragraph (content) with summarizing agent, $\mathcal{A}_{\text{SUMM}}$, as:

$$\mathcal{T}_{\text{content}} = \mathcal{A}_{\text{SUMM}}(\mathcal{T}_{\text{raw}}). \quad (2)$$

Nonessential details are removed or merged to improve the density and clarity of the information that will appear on the poster.

Based on the constructed Content Tree, the **Layout Tree**, $\mathcal{T}_{\text{layout}}$, is initialized to define the spatial arrangement of poster panels. This layout is organized hierarchically, dividing the poster into nested regions such as rows, columns, and subpanels. While previous methods (Qiang et al. 2016, 2019; Pang et al. 2025) require explicit layout prediction models (e.g., regressor) trained on layout (panel-level) annotations, our approach eliminates this dependency by leveraging an MLLM agent, $\mathcal{A}_{\text{LAYOUT_INIT}}$, in a training-free manner to directly infer the initial layout structure from the content tree as:

$$\mathcal{T}_{\text{layout}} = \mathcal{A}_{\text{LAYOUT_INIT}}(\mathcal{T}_{\text{content}}) \quad (3)$$

Finally, the **Poster Tree**, $\mathcal{T}_{\text{poster}}$, with heterogeneous nodes is created by merging the Content and Layout Trees as:

$$\mathcal{T}_{\text{poster}} = \text{Merge}(\mathcal{T}_{\text{content}}, \mathcal{T}_{\text{layout}}). \quad (4)$$

Each node in the Poster Tree contains semantic or spatial attributes, indicating not only what content is displayed but also where and how it appears on the poster.

Algorithm 1: Collaborative Poster Tree Optimization.

Require: Initial Poster Tree $\mathcal{T}_{\text{poster}}^{(0)}$,
Content and Layout Agents $\mathcal{A}_{\text{Content}}, \mathcal{A}_{\text{Layout}}$,
Max Iterations T_{max} , Collaboration Rounds K

Ensure: Optimized Poster Tree \mathcal{T}

```

 $\mathcal{T} \leftarrow \mathcal{T}_{\text{poster}}^{(0)}$ 
for  $t = 0 \rightarrow T_{\text{max}} - 1$  do    ▷ Iterative Tree Refinement
   $Q \leftarrow \{\text{ROOT}(\mathcal{T})\}$     ▷ breadth-first traversal
  while  $Q \neq \emptyset$  do
     $n \leftarrow Q.\text{POP}()$ 
     $(\mathbf{c}_n, \mathbf{l}_n) \leftarrow \text{GETATTRIBUTES}(n)$ 
    ▷ Stage 1: Analysis
     $\mathcal{O}_c \leftarrow \mathcal{A}_{\text{Content}}(\mathbf{c}_n, \mathbf{l}_n); \mathcal{O}_l \leftarrow \mathcal{A}_{\text{Layout}}(\mathbf{c}_n, \mathbf{l}_n)$ 
    ▷ Stage 2: Collaboration
    for  $k = 0 \rightarrow K - 1$  do
       $\mathcal{O}'_c \leftarrow \mathcal{A}_{\text{Content}}(\mathcal{O}_l); \mathcal{O}'_l \leftarrow \mathcal{A}_{\text{Layout}}(\mathcal{O}_c)$ 
       $\mathcal{O}_c \leftarrow \mathcal{O}'_c; \mathcal{O}_l \leftarrow \mathcal{O}'_l$ 
    end for
    ▷ Stage 3: Finalization
     $\mathbf{c}_n^* \leftarrow \mathcal{A}_{\text{Content}}(\mathcal{O}_c, \mathcal{O}_l); \mathbf{l}_n^* \leftarrow \mathcal{A}_{\text{Layout}}(\mathcal{O}_c, \mathcal{O}_l)$ 
    ▷ Commit Node-level Changes
     $\text{UPdatenode}(n, \mathbf{c}_n^*, \mathbf{l}_n^*)$ 
    Enqueue children of  $n$  into  $Q$ 
  end while
  ▷ Evaluate the tree after a full traversal
  if  $\text{Eval}(\mathcal{T})$  is Satisfied then
    break
  end if
end for
return  $\mathcal{T}$ 

```

By tightly linking content selection with layout planning in a structured manner, our approach addresses the limitations of earlier text-centric methods and enables coherent and informative poster generation. This intermediate representation, Poster Tree, introduces an essential inductive bias specifically tailored for poster generation.

3.3 Hierarchical Modification Planning

After the initial Poster Tree, $\mathcal{T}_{\text{poster}}^{(0)}$, is constructed, we introduce a hierarchical modification phase to refine in the aspects of both content and layout of the poster. This stage is driven by a multi-agent planning and collaboration system that updates the Poster Tree through repeated feedback and iterative adjustments, as illustrated in Figure 3.

3.3.1 Content and Layout Experts (Node-level) Each node in the Poster Tree, such as a section (content) or panel (layout), is assigned two expert agents: a *Content Agent*, $\mathcal{A}_{\text{Content}}$, and a *Layout Agent*, $\mathcal{A}_{\text{Layout}}$. These agents evaluate the current state of the node and propose necessary adjustments via multi-agent collaboration (Hong et al. 2023; Tran et al. 2025) or debate (Du et al. 2023; Liang et al. 2023). The Content Agent focuses on the quality and clarity of textual information, while the Layout Agent concentrates on spatial arrangement.

Determining the appropriate content to include on the

poster and optimizing its spatial organization are distinct but inherently interdependent tasks. Content selection directly affects layout decisions (e.g., the amount of text or the inclusion of figures impacts panel size and position), while layout constraints (e.g., limited space) influence the level of detail and summarization required for the content. For example, if a panel includes a figure that occupies excessive space, the Layout Agent may suggest resizing or reorganizing the panel. In contrast, the Content Agent may choose to summarize or remove less critical text. These decisions involve tradeoffs: enlarging one panel may reduce space for others, and reducing text may lead to information loss. The agents consider these constraints when selecting actions and collaborate to maintain a balance between logical structure and visual consistency. Each step of the node-level multi-agent process proceeds as follows:

(Stage 1: Analysis) The Layout Agent, $\mathcal{A}_{\text{Layout}}$, evaluates the visual balance, panel aspect ratio, and the adequacy of space allocated to important sections. Simultaneously and independently, the Content Agent, $\mathcal{A}_{\text{Content}}$, analyzes whether the text volume is appropriate for the given space, checks for information redundancy. The process of producing opinion, \mathcal{O} , ensures that the content of each panel is consistent with its intended purpose and size. Formally, the analysis can be expressed as:

$$\mathcal{O}_c = \mathcal{A}_{\text{Content}}(\mathbf{c}_n, \mathbf{l}_n), \mathcal{O}_l = \mathcal{A}_{\text{Layout}}(\mathbf{c}_n, \mathbf{l}_n), \quad (5)$$

where \mathbf{c}_n and \mathbf{l}_n represent content attributes and layout attributes, respectively, and the node index n .

(Stage 2: Collaboration) Based on their analyses, \mathcal{O}_c and \mathcal{O}_l , the Content Agent and Layout Agent exchange proposals and responses regarding possible modifications to the node’s content and layout. The goal is to reach a consensus that optimally satisfies both visual and informational requirements as:

$$\mathcal{O}'_c = \mathcal{A}_{\text{Content}}(\mathcal{O}_l), \mathcal{O}'_l = \mathcal{A}_{\text{Layout}}(\mathcal{O}_c), \quad (6)$$

where this process may be repeated multiple times and may lead the agents to reach an agreement that meets the desired criteria, or until a predefined threshold for negotiation rounds is exceeded.

(Stage 3: Finalization) In the final stage, both the Content Agent and Layout Agent make their decisions by incorporating and responding to each other’s opinions. Each agent can accept, reject, or propose alternatives to the counterpart’s suggestions, resulting in finalized content and layout decisions. This step can be formalized as follows:

$$\mathbf{c}_n^* = \mathcal{A}_{\text{Content}}(\mathcal{O}'_c, \mathcal{O}'_l), \mathbf{l}_n^* = \mathcal{A}_{\text{Layout}}(\mathcal{O}'_c, \mathcal{O}'_l), \quad (7)$$

where \mathbf{c}_n^* and \mathbf{l}_n^* represent the finalized content and layout attributes for node n , respectively. In this stage, each agent actively incorporates the counterpart’s feedback, ensuring that the final decisions achieve an optimal balance between content fidelity and spatial organization.

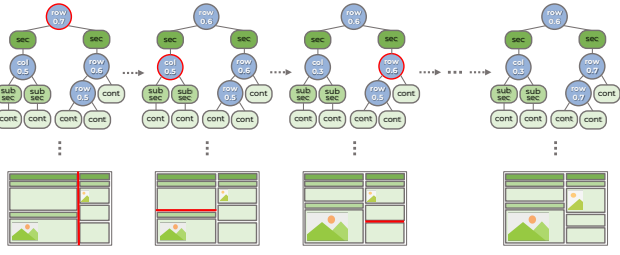


Figure 3: **Modification Planning.** The Poster Tree and layout are iteratively updated through the shared decision of layout and Content Agent.

3.3.2 Iterative Tree Refinement (Tree-level) Following node-level modifications, the system conducts iterative tree traversal to apply changes across the entire Poster Tree. Starting from the root, the system visits each node sequentially, often in a breadth-first manner, and applies the agents’ decisions as:

$$\mathcal{T}_{\text{poster}}^{(t+1)} = \text{Commit}(\mathcal{T}_{\text{poster}}^{(t)}), \quad (8)$$

where $\mathcal{T}_{\text{poster}}^{(t)}$ denotes the Poster Tree at iteration t , and $\text{Commit}(\cdot)$ represents the application of node-level agent decisions across the tree.

After a complete traversal, the resulting poster is evaluated using visual feedback to check for issues such as layout imbalance or text overflow, as:

$$\text{isSatisfied}^{(t+1)} = \text{Eval}(\mathcal{T}_{\text{poster}}^{(t+1)}) \quad (9)$$

If constraints (e.g., layout balance, appropriate information density, or the absence of text overflow) are not satisfied, the system enters another iteration and continues refining the tree. This loop repeats until the poster satisfies all constraints or reaches a predefined maximum number of iterations. Inspired by prior iterative design strategies (e.g., (Qiang et al. 2016)), our framework improves the poster step by step, maintaining structure while enhancing detail and readability. However, unlike previous baselines (Sun et al. 2025; Pang et al. 2025) that fixed the layout early and only adjusted content, our method incrementally modifies both content and layout. This emulates the workflow of human designers who interactively refine content and layout jointly. The result is a scientific poster that achieves both semantic precision and visual clarity.

4 Experiments

4.1 Experimental Setup

Baselines. Following the evaluation protocols of P2P (Sun et al. 2025) and Paper2Poster (Pang et al. 2025), we compare four categories of baseline methods. First, *Oracle* methods represent upper bounds. The original *Paper* represents the upper bound for content fidelity, while the author-created *GT Poster* indicates the optimal layout and clarity achievable by human experts. Second, end-to-end methods employ GPT-4o to generate posters directly. Specifically, *GPT-4o-HTML* renders posters by converting the paper into HTML, whereas *GPT-4o-Image* produces poster

Model	Aesthetic Score \uparrow				Information Score \uparrow				Overall \uparrow
	Elem.	Lay.	Eng.	Avg.	Cl.	Cont.	Logic	Avg.	
Paper	4.05	3.89	2.80	3.58	4.00	4.68	3.98	4.22	3.90
GT Poster	4.07	3.90	2.70	3.56	4.09	3.96	3.89	3.98	3.77
4o-HTML	3.53	3.82	2.72	3.36	3.94	3.64	3.47	3.68	3.52
4o-Image	2.93	3.02	2.75	2.90	1.05	2.04	2.22	1.77	2.33
OWL-4o	2.76	3.62	2.56	2.98	3.92	2.89	3.36	3.39	3.19
PPTAgent-4o	2.49	3.05	2.45	2.66	2.05	1.26	1.38	1.56	2.11
P2P-4o	3.63	4.01	2.96	3.91	3.80	3.99	3.48	3.94	<u>3.72</u>
PosterAgent-Qwen	3.93	3.67	2.89	3.50	3.95	3.85	3.68	3.83	3.66
PosterAgent-4o	3.95	3.86	2.93	3.58	4.03	3.96	3.60	3.86	<u>3.72</u>
PosterForest-Qwen (Ours)	4.02	3.85	2.99	3.62	3.98	3.93	3.54	3.82	<u>3.72</u>
PosterForest-4o (Ours)	4.02	<u>3.96</u>	<u>2.96</u>	<u>3.65</u>	<u>4.00</u>	<u>3.88</u>	3.71	<u>3.87</u>	3.76

Table 1: **MLLM-as-Judge score across four categories of baselines.** The average score serves as a fine-grained assessment of 6 different perspectives. The best score is **bold**, and the second is underlined for each criterion.

images in a single step using GPT-4o. Third, multi-agent workflows encompass general-purpose converters and algorithmic generators. For this category, we evaluate the PDF-to-HTML conversion toolkit of OWL (Hu et al. 2025) and Python-pptx conversion results of PPTAgent. Finally, poster-specialized agents include P2P (Sun et al. 2025), Paper2Poster, and our proposed method. To ensure that visual factors did not influence qualitative evaluations and user studies, we standardized the color scheme and font across all posters.

Datasets. For quantitative evaluation, we used the 100 paper-poster pairs provided by the Paper2Poster benchmark (Pang et al. 2025), which is an extension of the PosterSum dataset (Saxena, Minervini, and Keller 2025).

For qualitative results and user studies, we additionally collected 15 recent paper-poster pairs from the AI conferences (e.g., NeurIPS, CVPR, and ACL). More comprehensive experimental details are provided in the Appendix.

Implementation Details. For further details regarding model architecture and evaluation protocols, please refer to the Appendix.

4.2 Qualitative Evaluation

In Figure 4, we compare our method with state-of-the-art baselines, P2P and Paper2Poster and the poster made by the authors (Ground Truth). All experiments were conducted using the GPT-4o framework to ensure consistency in model performance. Our approach dynamically adjusts column widths and panel sizes, resulting in a balanced distribution of content. Compared to P2P and Paper2Poster, our method makes more efficient use of space, prevents the inclusion of oversized or undersized figures, and avoids excessively long or verbose paragraphs through strategic hierarchical organization. Notably, our method excels at preserving information: for the VAR paper (4th row), both P2P and Paper2Poster omit either the result table or graph, whereas our method retains both, ensuring that critical information is maintained. Furthermore, our approach demonstrates robust performance across diverse paper formats and academic domains, as illustrated by the examples from 3D Vision-ECCV (1st row), Language Processing-ACL (2th row), and Reinforcement Learning-ICML (3rd row).



Figure 4: **Qualitative Comparison.** Posters generated with the GPT-4o framework of baseline methods and *PosterForest*, based on papers spanning different AI fields (computer vision, NLP, RL), along with the original posters (GT) created by the authors.

Method	Content	Esthetics	Structure	Overall
4o-HTML	2.3 %	1.8 %	2.7 %	1.8 %
P2P	10.5 %	22.3 %	13.6 %	13.2 %
Paper2Poster	34.1 %	24.1 %	25.0 %	26.9 %
Ours	53.2 %	51.8 %	58.6 %	58.2 %


Table 2: **Human Evaluation.** Numbers represent the proportion of times each method was ranked first for each criterion.

4.3 Quantitative Evaluation

Following the evaluation protocol introduced in P2P and Paper2Poster, we employ MLLM-as-Judge metrics for quantitative evaluation. The GPT-4o model is prompted to act as six independent judges, each assigning a score from 1 to 5 based on the following criteria: element quality, layout balance, engagement, clarity, content completeness, and

logical flow. The first three criteria assess aesthetics, while the latter three evaluate the informativeness of the generated poster. As shown in Table 1, the judges indicate that the proposed PosterForest method is comparable to other baselines in terms of aesthetics, and demonstrates superior performance in informativeness. Importantly, these scores are the closest to those of the author-created ground truth posters (GT), demonstrating the effectiveness of our approach.

While MLLM-based evaluation provides a scalable and objective means for poster assessment, it still has inherent limitations in fully capturing subjective preferences and subtle qualities valued by human readers. Therefore, to complement the quantitative results, we further conduct a user study to obtain human judgments and validate the practical effectiveness of our method.



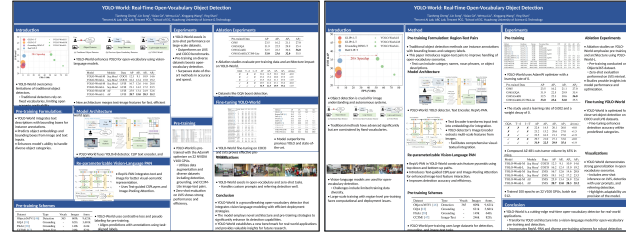
(a) Base

(b) Only Content Agent

(c) Only Layout Agent

(d) Both Agents

Figure 5: Ablation Study on the Effect of Content and Layout Agents.



Root
 |-- Section 1
 |-- Subsection 1.1
 |-- Section 2
 |-- Subsection 2.1
 |-- Subsection 2.2

(a) w/o Hierarchical

Root
 |-- Section 1
 | `-- Subsection 1.1
 `-- Section 2
 | |-- Subsection 2.1
 | `-- Subsection 2.2

(b) w/ Hierarchical

Figure 6: Ablation Study on the Effect of Hierarchical Content Tree.

4.4 User Study

To conduct a user study to evaluate poster quality from a human perspective, we recruited 22 participants, all of whom were graduate students (master’s level or above) and had participated in scientific conferences. The study uses 10 sets, each consisting of a group of posters and four evaluation questions. Each poster group is generated with four GPT-4o-based methods: 4o-HTML, P2P, Paper2Poster, and our proposed method. For each set, participants are asked to select one poster per question based on the following criteria: (1) *content fidelity*, which poster best reflects the content of the paper; (2) *aesthetic quality*, which poster is the most visually harmonious; (3) *structural clarity*, which poster delivers information in the most structurally effective way; and (4) *overall quality*, which poster appears most complete and well-polished overall. As shown in Table 2, our proposed method is strongly preferred over the other baselines across all four criteria. Please refer to the Appendix for further details on the user study.

4.5 Ablation Study

Effect of Hierarchical Content Tree. We conducted an ablation study to analyze the impact of incorporating hierarchical structure into the Content Tree, $\mathcal{T}_{\text{content}}$, during con-

tent generation. When the hierarchical organization is omitted, as shown in Figure 6 (a), sections and subsections are often disordered or mixed together on the poster. This results in a loss of semantic grouping and spatial coherence between related elements such as figures and explanatory text. In contrast, applying hierarchical parsing, as in Figure 6 (b), preserves the logical relationships between sections and subsections, ensuring that related content is grouped and displayed in a consistent and interpretable manner. This hierarchical structure enhances both the readability and spatial cohesion of the generated poster, supporting more effective information delivery.

Effect of Content and Layout Agents. To evaluate the effectiveness of the multi-agent collaboration, we conducted an ablation study by comparing four configurations: (a) the base model with only the initial Poster Tree, (b) Content Agent only, (c) Layout Agent only, and (d) both agents combined. The Content Agent eliminates text overflow by refining textual content to fit the layout, as shown in Figure 5(b), but often leads to suboptimal panel arrangements and unbalanced layouts. In contrast, the Layout Agent focuses on optimizing the spatial arrangement at the layout level. As illustrated in Figure 5 (c), this configuration achieves improved visual organization, but text overflow and content truncation frequently occur due to the lack of content adjustment. When both agents are used together, as shown in Figure 5 (d), the system effectively addresses both content overflow and layout imbalance, producing well-organized posters with appropriate information density and visual harmony. These results confirm that the joint use of Content and Layout Agents is essential for achieving both semantic and structural quality in automated poster generation.

5 Conclusion and Discussion

In this work, we proposed a hierarchical multi-agent framework for scientific poster generation that explicitly models both the structure and content-layout interactions inherent in academic documents. The Poster Tree representation serves as a unifying intermediate, enabling integrated reasoning over textual and visual components. Through iterative multi-agent planning and coordination, our approach dynamically refines both content and layout to balance information density and visual harmony via Content Agent and Layout Agent. Experimental results across benchmarks and

user studies confirm that our method substantially improves over existing approaches in terms of informativeness, structural consistency, and aesthetic quality.

Nevertheless, certain limitations persist. First, generated posters may not always achieve optimal content density, which can lead to less efficient space utilization. Second, the lack of robust quality metrics may limit the comprehensiveness of quantitative evaluation, highlighting the need for further development of advanced evaluation methodologies in future research.

References

- Achiam, J.; Adler, S.; Agarwal, S.; Ahmad, L.; Akkaya, I.; Aleman, F. L.; Almeida, D.; Altschmidt, J.; Altman, S.; Anadkat, S.; et al. 2023. Gpt-4 technical report. *arXiv preprint arXiv:2303.08774*.
- Bai, J.; Bai, S.; Chu, Y.; Cui, Z.; Dang, K.; Deng, X.; Fan, Y.; Ge, W.; Han, Y.; Huang, F.; et al. 2023. Qwen technical report. *arXiv preprint arXiv:2309.16609*.
- Besta, M.; Blach, N.; Kubicek, A.; Gerstenberger, R.; Podstawski, M.; Gianinazzi, L.; Gajda, J.; Lehmann, T.; Niewiadomski, H.; Nyczyk, P.; et al. 2024. Graph of thoughts: Solving elaborate problems with large language models. In *Proceedings of the AAAI conference on artificial intelligence*, volume 38, 17682–17690.
- Chen, W.; Ma, X.; Wang, X.; and Cohen, W. W. 2022. Program of thoughts prompting: Disentangling computation from reasoning for numerical reasoning tasks. *arXiv preprint arXiv:2211.12588*.
- Du, Y.; Li, S.; Torralba, A.; Tenenbaum, J. B.; and Mordatch, I. 2023. Improving factuality and reasoning in language models through multiagent debate. In *Forty-first International Conference on Machine Learning*.
- Gao, L.; Madaan, A.; Zhou, S.; Alon, U.; Liu, P.; Yang, Y.; Callan, J.; and Neubig, G. 2023. Pal: Program-aided language models. In *International Conference on Machine Learning*, 10764–10799. PMLR.
- Gao, Y.; Lin, Z.; Liu, C.; Zhou, M.; Ge, T.; Zheng, B.; and Xie, H. 2025. Postermaker: Towards high-quality product poster generation with accurate text rendering. In *Proceedings of the Computer Vision and Pattern Recognition Conference*, 8083–8093.
- Gemelli, A.; Biswas, S.; Civitelli, E.; Lladós, J.; and Marinai, S. 2022. Doc2graph: a task agnostic document understanding framework based on graph neural networks. In *European Conference on Computer Vision*, 329–344. Springer.
- Gupta, K.; Lazarow, J.; Achille, A.; Davis, L. S.; Mahadevan, V.; and Shrivastava, A. 2021. Layouttransformer: Layout generation and completion with self-attention. In *Proceedings of the IEEE/CVF International Conference on Computer Vision*, 1004–1014.
- Hanson, M. A.; Barreiro, P. G.; Crosetto, P.; and Brockington, D. 2024. The strain on scientific publishing. *Quantitative Science Studies*, 5(4): 823–843.
- Hong, S.; Zheng, X.; Chen, J.; Cheng, Y.; Wang, J.; Zhang, C.; Wang, Z.; Yau, S. K. S.; Lin, Z.; Zhou, L.; et al. 2023. Metagtpt: Meta programming for multi-agent collaborative framework. *arXiv preprint arXiv:2308.00352*, 3(4): 6.
- Hsu, H.; and Peng, Y. 2025. PosterO: Structuring Layout Trees to Enable Language Models in Generalized Content-Aware Layout Generation. In *Proceedings of the Computer Vision and Pattern Recognition Conference*, 8117–8127.
- Hu, M.; Zhou, Y.; Fan, W.; Nie, Y.; Xia, B.; Sun, T.; Ye, Z.; Jin, Z.; Li, Y.; Chen, Q.; et al. 2025. Owl: Optimized workforce learning for general multi-agent assistance in real-world task automation. *arXiv preprint arXiv:2505.23885*.
- Huang, Y.; Lv, T.; Cui, L.; Lu, Y.; and Wei, F. 2022. Layoutlmv3: Pre-training for document ai with unified text and image masking. In *Proceedings of the 30th ACM international conference on multimedia*, 4083–4091.
- Inoue, N.; Kikuchi, K.; Simo-Serra, E.; Otani, M.; and Yamaguchi, K. 2023. Layoutdm: Discrete diffusion model for controllable layout generation. In *Proceedings of the IEEE/CVF Conference on Computer Vision and Pattern Recognition*, 10167–10176.
- Jaisankar, V.; Bandyopadhyay, S.; Vyas, K.; Chaitanya, V.; and Somasundaram, S. 2024. Postdoc: Generating poster from a long multimodal document using deep submodular optimization. *arXiv preprint arXiv:2405.20213*.
- Larsen, P.; and Von Ins, M. 2010. The rate of growth in scientific publication and the decline in coverage provided by Science Citation Index. *Scientometrics*, 84(3): 575–603.
- Lee, S.; Kim, S.; Park, S.; Kim, G.; and Seo, M. 2024. Prometheus-vision: Vision-language model as a judge for fine-grained evaluation. In *Findings of the association for computational linguistics ACL 2024*, 11286–11315.
- Li, G.; Hammoud, H.; Itani, H.; Khizbullin, D.; and Ghanem, B. 2023. Camel: Communicative agents for” mind” exploration of large language model society. *Advances in Neural Information Processing Systems*, 36: 51991–52008.
- Li, J.; Yang, J.; Zhang, J.; Liu, C.; Wang, C.; and Xu, T. 2020. Attribute-conditioned layout gan for automatic graphic design. *IEEE Transactions on Visualization and Computer Graphics*, 27(10): 4039–4048.
- Li, L.; Xu, W.; Guo, J.; Zhao, R.; Li, X.; Yuan, Y.; Zhang, B.; Jiang, Y.; Xin, Y.; Dang, R.; et al. 2024. Chain of ideas: Revolutionizing research via novel idea development with llm agents. *arXiv preprint arXiv:2410.13185*.
- Liang, T.; He, Z.; Jiao, W.; Wang, X.; Wang, Y.; Wang, R.; Yang, Y.; Shi, S.; and Tu, Z. 2023. Encouraging divergent thinking in large language models through multi-agent debate. *arXiv preprint arXiv:2305.19118*.
- Lin, J.; Guo, J.; Sun, S.; Yang, Z.; Lou, J.-G.; and Zhang, D. 2023. Layoutprompter: Awaken the design ability of large language models. *Advances in Neural Information Processing Systems*, 36: 43852–43879.
- Mihalcea, R.; and Tarau, P. 2004. Textrank: Bringing order into text. In *Proceedings of the 2004 conference on empirical methods in natural language processing*, 404–411.

- Pang, W.; Lin, K. Q.; Jian, X.; He, X.; and Torr, P. 2025. Paper2Poster: Towards Multimodal Poster Automation from Scientific Papers. *arXiv preprint arXiv:2505.21497*.
- Qian, C.; Liu, W.; Liu, H.; Chen, N.; Dang, Y.; Li, J.; Yang, C.; Chen, W.; Su, Y.; Cong, X.; et al. 2023. Chatdev: Communicative agents for software development. *arXiv preprint arXiv:2307.07924*.
- Qiang, Y.; Fu, Y.; Guo, Y.; Zhou, Z.-H.; and Sigal, L. 2016. Learning to generate posters of scientific papers. In *Proceedings of the AAAI Conference on Artificial Intelligence*, volume 30.
- Qiang, Y.-T.; Fu, Y.-W.; Yu, X.; Guo, Y.-W.; Zhou, Z.-H.; and Sigal, L. 2019. Learning to generate posters of scientific papers by probabilistic graphical models. *Journal of Computer Science and Technology*, 34(1): 155–169.
- Rausch, J.; Martinez, O.; Bissig, F.; Zhang, C.; and Feuerriegel, S. 2021. Docparser: Hierarchical document structure parsing from renderings. In *Proceedings of the AAAI Conference on Artificial Intelligence*, volume 35, 4328–4338.
- Saxena, R.; Minervini, P.; and Keller, F. 2025. Postersum: A multimodal benchmark for scientific poster summarization. *arXiv preprint arXiv:2502.17540*.
- Seo, M.; Baek, J.; Lee, S.; and Hwang, S. J. 2025. Paper2code: Automating code generation from scientific papers in machine learning. *arXiv preprint arXiv:2504.17192*.
- Shao, Z.; Wang, P.; Zhu, Q.; Xu, R.; Song, J.; Bi, X.; Zhang, H.; Zhang, M.; Li, Y.; Wu, Y.; et al. 2024. Deepseekmath: Pushing the limits of mathematical reasoning in open language models. *arXiv preprint arXiv:2402.03300*.
- Sun, T.; Pan, E.; Yang, Z.; Sui, K.; Shi, J.; Cheng, X.; Li, T.; Huang, W.; Zhang, G.; Yang, J.; et al. 2025. P2P: Automated Paper-to-Poster Generation and Fine-Grained Benchmark. *arXiv preprint arXiv:2505.17104*.
- Team, G.; Anil, R.; Borgeaud, S.; Alayrac, J.-B.; Yu, J.; Soricut, R.; Schalkwyk, J.; Dai, A. M.; Hauth, A.; Millican, K.; et al. 2023. Gemini: a family of highly capable multimodal models. *arXiv preprint arXiv:2312.11805*.
- Team, G.; Mesnard, T.; Hardin, C.; Dadashi, R.; Bhupatiraju, S.; Pathak, S.; Sifre, L.; Rivière, M.; Kale, M. S.; Love, J.; et al. 2024. Gemma: Open models based on gemini research and technology. *arXiv preprint arXiv:2403.08295*.
- Tran, K.-T.; Dao, D.; Nguyen, M.-D.; Pham, Q.-V.; O’Sullivan, B.; and Nguyen, H. D. 2025. Multi-agent collaboration mechanisms: A survey of llms. *arXiv preprint arXiv:2501.06322*.
- Wang, H.; Tanaka, S.; and Ushiku, Y. 2024. SciPostLayout: A Dataset for Layout Analysis and Layout Generation of Scientific Posters. In *Proceedings of the IEEE/CVF Conference on Computer Vision and Pattern Recognition*, 8136–8141.
- Wei, J.; Wang, X.; Schuurmans, D.; Bosma, M.; Xia, F.; Chi, E.; Le, Q. V.; Zhou, D.; et al. 2022. Chain-of-thought prompting elicits reasoning in large language models. *Advances in neural information processing systems*, 35: 24824–24837.
- Xu, S.; and Wan, X. 2021. Neural content extraction for poster generation of scientific papers. *arXiv preprint arXiv:2112.08550*.
- Yao, S.; Yu, D.; Zhao, J.; Shafran, I.; Griffiths, T.; Cao, Y.; and Narasimhan, K. 2023. Tree of thoughts: Deliberate problem solving with large language models. *Advances in neural information processing systems*, 36: 11809–11822.
- Yu, H.; Hong, Z.; Cheng, Z.; Zhu, K.; Xuan, K.; Yao, J.; Feng, T.; and You, J. 2024. Researchtown: Simulator of human research community. *arXiv preprint arXiv:2412.17767*.
- Zhang, Y.; Sun, R.; Chen, Y.; Pfister, T.; Zhang, R.; and Arik, S. 2024a. Chain of agents: Large language models collaborating on long-context tasks. *Advances in Neural Information Processing Systems*, 37: 132208–132237.
- Zhang, Y.; Zhang, Z.; Lai, W.; Zhang, C.; Gui, T.; Zhang, Q.; and Huang, X.-J. 2024b. PDF-to-Tree: Parsing PDF Text Blocks into a Tree. In *Findings of the Association for Computational Linguistics: EMNLP 2024*, 10704–10714.
- Zhang, Z.; Zhang, A.; Li, M.; Zhao, H.; Karypis, G.; and Smola, A. 2023. Multimodal chain-of-thought reasoning in language models. *arXiv preprint arXiv:2302.00923*.
- Zhao, Z.; Kang, H.; Wang, B.; and He, C. 2024. Doclayout-yolo: Enhancing document layout analysis through diverse synthetic data and global-to-local adaptive perception. *arXiv preprint arXiv:2410.12628*.
- Zheng, G.; Zhou, X.; Li, X.; Qi, Z.; Shan, Y.; and Li, X. 2023. Layoutdiffusion: Controllable diffusion model for layout-to-image generation. In *Proceedings of the IEEE/CVF Conference on Computer Vision and Pattern Recognition*, 22490–22499.
- Zheng, H.; Guan, X.; Kong, H.; Zheng, J.; Zhou, W.; Lin, H.; Lu, Y.; He, B.; Han, X.; and Sun, L. 2025. Pptagent: Generating and evaluating presentations beyond text-to-slides. *arXiv preprint arXiv:2501.03936*.

Supplementary Material

A Additional Qualitative Results

Additional results for scientific poster generation are presented in Figure A1 and Figure A2.

B Experimental Details

B.1 Qualitative Experiments Setup

Standardization. To ensure a fair comparison across different methods, all posters were generated with a standardized width of 48 inches and height of 36 inches. In addition, the color schemes and font styles were unified for all posters, eliminating visual biases related to design choices. These controls allow the qualitative evaluation to focus solely on the content and layout quality produced by each model.

B.2 Quantitative Experiments Setup

Dataset Details. For all quantitative experiments, we use the Paper2Poster benchmark (Pang et al. 2025), which is the first large-scale dataset for scientific poster generation. The benchmark consists of 100 paper-poster pairs curated from recent AI conferences, including NeurIPS, ICML, and ICLR (2022–2024). Each pair includes a full-length research paper and its corresponding author-designed poster, enabling rigorous evaluation of poster generation models.

The dataset ensures high quality and diversity by selecting papers from a range of AI subfields such as computer vision, natural language processing, and reinforcement learning. The input papers average 22.6 pages and 12,156 words, with an average of 22.6 figures per paper. The corresponding posters contain about 774 words and 8.7 figures on average, resulting in a significant compression of both textual and visual content.

To avoid data leakage, only the test split of the POSTER-SUM dataset (Saxena, Minervini, and Keller 2025) was used when curating the benchmark. Papers were filtered to include the latest camera-ready versions and to ensure a broad distribution across years and venues. This benchmark provides a challenging setting for evaluating poster generation methods in terms of both informativeness and layout quality.

B.3 Implementation Details

All experiments were conducted on a server running Ubuntu 22.04 LTS, equipped with an AMD EPYC 7543 CPU and eight NVIDIA RTX A6000 GPUs (48 GB each). Four GPUs were allocated to Qwen-2.5-7B-Instruct and four to Qwen2.5-VL-7B-Instruct, using PyTorch 2.6.0. Random seeds were fixed for Python, NumPy, and PyTorch to ensure experimental reproducibility.

B.4 Hyperparameters

The maximum number of tree refinement iterations was set to $T_{\max} = 2$, and the number of collaboration rounds to $K = 1$. Pilot studies showed that additional exchanges between agents did not yield significant improvements. These hyperparameters were chosen to balance generation quality and computational efficiency.

B.5 Detailed Baseline Setup

For figure extraction in P2P, we adopted DocLayout-YOLO (Zhao et al. 2024). The PosterAgent model in Paper2Poster was implemented in two variants: one utilizing GPT-4o and the other employing open-source Qwen models, specifically Qwen-2.5-7B and Qwen-2.5-VL-7B.

C Evaluation Metric and Rationale

C.1 Reason for Metric Selection

Our evaluation metrics were selected to comprehensively assess the effectiveness of scientific poster generation from multiple perspectives. Human evaluation was conducted using four criteria: content fidelity, visual harmony, structural effectiveness, and overall completeness. These metrics reflect the need for posters to accurately summarize findings, present information attractively and logically, and maintain a professional appearance.

Although MLLM-as-judge metrics (e.g., GPT-4o) enable fine-grained assessment of informativeness and aesthetics (Pang et al. 2025), they have limitations. Discrepancies between ground truth and generated posters are often better detected by human observers than automated metrics. However, with advances in multimodal evaluation, MLLM-based metrics are expected to become more reliable.

C.2 User Study Details

We recruited 22 graduate students with experience in academic conferences. Each participant evaluated 10 pairs of papers and posters generated by four methods: GPT-4o HTML, P2P (Sun et al. 2025), Paper2Poster (Pang et al. 2025), and PosterForest. Posters were standardized for font and color. Participants viewed the original poster and four generated posters in randomized order, judging based on content fidelity, aesthetic quality, structural clarity, and overall quality.

D Limitations and Future Work

D.1 Failure Cases

While our hierarchical approach improves global understanding of paper structure, there remain notable limitations compared to human designers. In particular, our framework struggles when processing papers containing a large number of figures or tables, especially when such assets are densely clustered or heavily interleaved within the text. These scenarios often result in errors during asset parsing and content matching, which can propagate through subsequent stages of the pipeline. As a result, missing or misaligned visual elements accumulate, further degrading the informativeness and visual coherence of the generated posters.

Figure A3a illustrates an example paper in which many figures are densely arranged within a short span of text. As shown in Figure A3b, the generated poster for this case exhibits clear failures, with several figures missing or incorrectly matched to their respective sections. This example demonstrates how dense and complex visual layouts present a significant challenge for the current parsing and matching




Figure A1: **Additional Qualitative Comparison [1/2]**. Posters generated with the GPT-4o framework of baseline methods and *PosterForest*, based on papers spanning different AI conferences, along with the original posters (GT) created by the authors.

pipeline, ultimately limiting the quality of the generated output.


While improving the performance of parsers such as Do-ling is not the primary focus of this work, enhancing asset parsing and extraction remains an important avenue for future research. Advances in these components could further improve the overall robustness and quality of the poster generation framework, especially when handling papers with complex and densely interleaved visual elements.

D.2 Future Directions

From a modeling perspective, future work will focus on enhancing the framework’s ability to robustly parse and reason over complex layouts, particularly in papers with densely interleaved figures and tables. Incorporating more advanced hierarchical modeling and visual-semantic alignment techniques may further narrow the gap with human-designed posters. For example, human designers intuitively adjust the placement and scale of figures based on factors such as the amount of information conveyed, perceived importance, and the context of each figure, as well as considerations like font size and spatial balance. However, our current framework does not yet fully capture the relative importance or semantic richness of individual figures and their optimal integration within the layout. Modeling these nuanced factors in future work could enable more practical and human-aligned

poster generation.

From the perspective of evaluation, we plan to build upon the metrics introduced in P2P (Sun et al. 2025) and Paper2Poster (Pang et al. 2025) to develop more reliable and comprehensive automated metrics for poster quality assessment. Improving automated evaluation protocols is crucial for accurately measuring progress and guiding future research in scientific poster generation.



(a) GT

(b) P2P

(c) Paper2Poster

(d) Ours

Figure A2: **Additional Qualitative Comparison [2/2]**. Posters generated with the GPT-4o framework of baseline methods and *PosterForest*, based on papers spanning different AI conferences, along with the original posters (GT) created by the authors.



Figure A3: An example of a failure case arising from clustered figures in the input paper. The parser fails to correctly extract and match all figures, leading to incomplete or incorrectly structured visual content in the poster.