

Evaluating RECAPILITIES of Foundation Models: A Multi-Domain, Multi-Dataset Benchmark

Qijiong Liu¹, Jieming Zhu², Yingxin Lai³, Xiaoyu Dong¹,
Lu Fan¹, Zhipeng Bian⁴, Zhenhua Dong², Xiao-Ming Wu¹

¹The Hong Kong Polytechnic University ²Huawei Noah's Ark Lab, Shenzhen, China

³Xiamen University, Xiamen, China ⁴Shenzhen University, Shenzhen, China

liu@qijiong.work

Abstract

Comprehensive evaluation of the recommendation capabilities of existing foundation models across diverse datasets and domains is essential for advancing the development of recommendation foundation models. In this study, we introduce RECBENCH-MD, a novel and comprehensive benchmark designed to assess the recommendation abilities of foundation models from a zero-resource, multi-dataset, and multi-domain perspective. Through extensive evaluations of 19 foundation models across 15 datasets spanning 10 diverse domains—including e-commerce, entertainment, and social media—we identify key characteristics of these models in recommendation tasks. Our findings suggest that in-domain fine-tuning achieves optimal performance, while cross-dataset transfer learning provides effective practical support for new recommendation scenarios. Additionally, we observe that multi-domain training significantly enhances the adaptability of foundation models. All code¹ and data² have been publicly released to facilitate future research.

1 Introduction

The rapid emergence of foundation models, particularly large language models (LLMs), has revolutionized various fields such as natural language processing (NLP) [Touvron et al., 2023a, Reid et al., 2024] and computer vision [Kirillov et al., 2023, Li et al., 2024]. Recently, their application in recommender systems has attracted considerable interest, as these models promise a unified framework capable of modeling user-item interactions through natural language [Wu et al., 2024a, Zhao et al., 2024, Bao et al., 2023b]. Despite the existence of numerous foundation models, most are primarily designed for NLP tasks, and there is currently a lack of effective strategies for selecting appropriate models to develop recommendation foundation models. Consequently, assessing the recommendation abilities, referred to as RECAPILITIES, of foundation models has become increasingly important.

Recommendation foundation models, akin to LLMs with general NLP capabilities, should exhibit broad **zero-resource**³ RECAPILITIES, allowing for inference on unseen datasets or even novel domains. This necessitates a comprehensive evaluation of the recommendation abilities of existing foundation models across various datasets, domains, training and evaluation strategies, and recommendation tasks and approaches. Although efforts such as LLMRec [Liu et al., 2023] and PromptRec [Wu et al., 2024b] exist, these studies primarily concentrate on a single domain or dataset using one recommendation approach, leading to a constrained evaluation scope and partial conclusions.

¹<https://github.com/Jyonn/RecBench-MD>

²<https://www.kaggle.com/datasets/qijiong/recbench-md>

³In this paper, *zero-resource* means fine-tuning on some datasets and testing on unseen ones (cross-dataset), while *zero-shot* means testing without any fine-tuning.

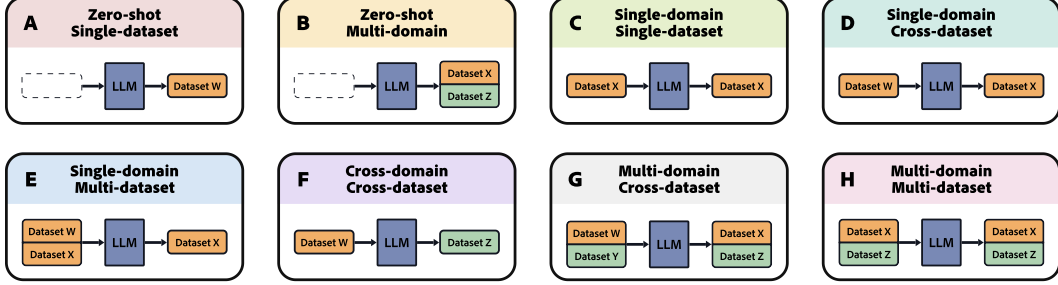


Figure 1: Illustrations of diverse recommendation settings, with colors denoting different domains.

To address these challenges, we introduce a multi-domain recommendation taxonomy that examines all applicable scenarios across eight settings, as depicted in Figure 1, ranging from **Setting A** to **Setting H**. Initially, recommendation models were developed for individual datasets, corresponding to **Setting C** (single-domain single-dataset). Subsequently, researchers explored cross-domain recommendation models, represented by **Setting F** (cross-domain cross-dataset), which aim to transfer user interest knowledge from a source domain to a target domain. Additionally, some studies have investigated the integration of multiple domains to train a unified model, corresponding to **Setting H** (multi-domain multi-dataset), transitioning from a one-dataset-one-model paradigm to a multiple-dataset-one-model paradigm. More recently, several studies have assessed the zero-shot RECAPILITIES of foundation models. However, these evaluations are often limited to a single dataset (**Setting A**), which can lead to unreliable and biased results. A more robust approach is to evaluate across multiple datasets and compute the average, as illustrated in **Setting B**, i.e., zero-shot multi-domain.

In this work, we present a comprehensive benchmark, RECBENCH-MD, specifically designed to evaluate the RECAPILITIES of foundation models from a zero-resource, multi-dataset, and multi-domain perspective, encompassing all settings illustrated in Figure 1. This study is pioneering in its benchmarking of cross-dataset recommendation for zero-resource settings. We have specifically examined a range of recommendation approaches, including prompt-based ranking tasks and embedding-based matching tasks, thereby covering the main recommendation scenarios. Our evaluation is unprecedented in scope, encompassing 15 recommendation datasets across 10 domains and 19 foundation models. Furthermore, we provide open-source code and datasets, facilitating easy evaluation for future large-scale recommendation or foundation models with simple configuration. Our experiments required an impressive 1,000 GPU hours, and the platform’s reusability significantly reduces experimental costs for future researchers, allowing them to concentrate more on model optimization and algorithm innovation.

Our benchmarking results reveals several key insights. **First**, larger models tend to benefit more from joint training on multiple datasets or domains, exhibiting stronger cross-domain generalization. **Second**, the degree of transferability across domains varies considerably, with a strong dependence on the characteristics of the source dataset. **Third**, while in-domain datasets exhibit higher relevance, this is not universally observed across all scenarios. **Fourth**, cross-dataset transfer can serve as an effective model warm-up strategy in novel recommendation contexts, though it is challenging to exceed the performance upper bound established by fine-tuning on single or multiple datasets within the target domain.

2 Related Work

Existing Benchmarks. Several benchmarks have been proposed to evaluate the RECAPILITIES for foundation models, including LLMRec [Liu et al., 2023], PromptRec [Wu et al., 2024b], and others [Zhang et al., 2021, Jiang et al., 2024, Liu et al., 2024a]. However, as illustrated in Table 1, these benchmarks **i)** provide only a limited evaluation of recommendation settings, often focusing on a single approach. In addition, **ii)** the number of foundation models and datasets evaluated remains relatively small, resulting in an incomplete and fragmented performance landscape in this domain.

Multi-domain Recommendation. Traditional multi-domain recommendation methods predominantly rely on item-based or user-based knowledge transfer, using common items or shared user

Table 1: Comparison of our RECBENCH-MD with existing benchmarks. “–” indicates that RecBole-CDR theoretically supports the corresponding feature, although no experimental results are provided.

Benchmark		Zhang et al.	OpenP5	LLMRec	PromptRec	Jiang et al.	RSBench	RecBole-CDR	RECBENCH	RECBENCH-MD
Year		2021	2024	2023	2024b	2024	2024a	2022	2025b	(ours)
Scale	#Foundation Models	4	2	7	4	7	1	0	17	19
	#Dataset	1	10	1	3	4	3	3	5	15
Setting	Zero-shot	✓	×	✓	✓	×	×	×	✓	✓
	Single-Dataset	✓	✓	✓	×	✓	✓	–	✓	✓
	In-domain Cross-dataset	×	×	×	×	×	×	–	×	✓
	In-domain Multi-dataset	×	×	×	×	×	×	–	×	✓
	Cross-domain	×	×	×	✓	×	×	–	×	✓
	Multi-domain	×	✓	×	×	×	×	–	×	✓
Approach	Prompt-based	✓	✓	✓	✓	✓	✓	×	✓	✓
	Embedding-based	×	×	×	×	×	×	–	×	✓
Metric	Quality	✓	✓	✓	✓	✓	✓	–	✓	✓
	Efficiency	×	×	×	×	×	×	×	✓	✓

interactions to mitigate data sparsity and domain discrepancies [Guo et al., 2021, Chen et al., 2022, 2019]. However, such approaches require explicit entity-level overlap between domains—a condition rarely met in real-world scenarios [Zhu et al., 2021, Zang et al., 2022]. In contrast, text-based knowledge transfer leverages rich entity-side information, such as item descriptions and user profiles, used in diverse features [Chen et al., 2013, Gao et al., 2013]. Borrowing the semantic comprehension and generation capabilities of foundation models, text-based methods boost cross-domain learning without the need for explicit entity alignment, i.e., non-overlap for users and items, thereby offering a more flexible and robust framework for transferring knowledge across heterogeneous domains.

Foundation Models for Recommendation. In recent years, integrating large language models (LLMs) into recommender systems has attracted significant academic and industrial interest. These integrations can be broadly classified into two paradigms [Wu et al., 2024a, Zhao et al., 2024, Bao et al., 2023b, Chen et al., 2024]: LLM-FOR-RS and LLM-AS-RS. The LLM-FOR-RS paradigm enhances traditional recommenders via feature engineering or encoding techniques using LLMs [Wei et al., 2024, Liu et al., 2024b,c, 2025a, Wu et al., 2023, Zhou et al., 2025, Hu et al., 2024]. In contrast, the LLM-AS-RS paradigm employs LLMs directly as recommenders [Ngo and Nguyen, 2024, Li et al., 2023, Geng et al., 2022, Liu et al., 2024d]. Studies have demonstrated its superior accuracy in contexts such as cold-start scenarios [Bao et al., 2023a] and in tasks requiring natural language understanding and generation [Luo et al., 2023, Wang et al., 2023, He et al., 2023].

3 Proposed Benchmark: RECBENCH-MD

3.1 Recommendation Settings

In bottom-level text-based knowledge transfer, we can freely collect training data as long as: (i) each item is described by textual content, and (ii) each user is represented by their item consumption sequence. To systematically explore how cross-domain data influences target-domain recommendation performance, we propose a novel taxonomy comprising eight fine-tuning settings, as illustrated in Figure 1:

Setting A (Zero-resource) Zero-shot Single-dataset. The model is directly evaluated on a single dataset without any fine-tuning. This setting measures the model’s intrinsic RECALLABILITY.

Setting B (Zero-resource) Zero-shot Multi-domain. A more comprehensive zero-shot evaluation: the model is tested on multiple datasets from different domains, and performance is averaged to assess generalization.

Setting C Single-domain Single-dataset. Fine-tuning and evaluation are performed on the same dataset. This setting reflects standard in-domain supervised learning.

Setting D (Zero-resource) Single-domain Cross-dataset. The model is fine-tuned on one or more datasets within a domain and evaluated on a different dataset from the same domain. It assesses domain-level generalization across datasets.

Setting E Single-domain Multi-dataset. Training and testing data are drawn from multiple datasets within the same domain, with potential overlap. This setting measures the benefit of aggregating in-domain data.

Setting F (Zero-resource) Cross-domain Cross-dataset. The model is fine-tuned on one domain and tested on a completely different one. This setting probes cross-domain transferability of recommendation knowledge.

Setting G (Zero-resource) Multi-domain Cross-dataset. Training and testing datasets come from overlapping but non-identical domains. This setting evaluates how auxiliary domain knowledge contributes to target performance when datasets do not overlap.

Setting H Multi-domain Multi-dataset. Both domains and datasets overlap between training and testing. This setting examines the upper-bound performance achievable via comprehensive domain and dataset fusion.

3.2 Recommendation Approaches

We evaluate RECAPILITIES of foundation models with the pair-wise user-item click prediction task. It involves the estimation of the probability \hat{y} that a user will interact positively with a candidate item. Therefore, the models will be trained by the binary cross-entropy (BCE) loss, formulated as:

$$\mathcal{L} = - \sum [y \log \hat{y} + (1 - y) \log(1 - \hat{y})], \quad (1)$$

where $y \in \{0, 1\}$ denotes the ground-truth label. Borrowing the idea from conventional recommendation, including matching-based and ranking-based models, we devise two recommendation approaches to calculate the click probabilities.

Prompt-based Recommendation. We concatenate the user sequence with the candidate item where each item in the sequence and the candidate item are represented by their textual feature. Then, the entire user-item sequence will be in conjunction with a task-specific instruction (e.g., *"Will the user be interested in this item? Answer (Yes or No):"*). Next, the model is guided to predict specific output tokens (i.e., "Yes" or "No"), and their corresponding logits, l_{yes} and l_{no} . Finally, the click probability \hat{y} can be denoted as:

$$\hat{y} = \frac{e^{l_{\text{yes}}}}{e^{l_{\text{yes}}} + e^{l_{\text{no}}}}. \quad (2)$$

Embedding-based Recommendation. Following matching-based two-tower paradigm, here the foundation models are employed as user and item encoders learn their dense representations (embeddings) within a shared latent space. Specifically, we use the last token output embedding for user/item representation when the input is the user sequence or the candidate item. The click probability can be subsequently measured by the cosine similarity:

$$\hat{y} = \frac{\mathbf{u} \cdot \mathbf{t}}{\|\mathbf{u}\| \|\mathbf{t}\|}, \quad (3)$$

where \cdot denotes the dot product operation, $\|\cdot\|$ represents the L2 norm, and \mathbf{u} and \mathbf{t} are user and item representations.

4 Experimental Setup

Datasets. To meaningfully probe foundation model capabilities in recommendation beyond prevalent single-dataset evaluations, a deliberately heterogeneous suite of 15 public datasets across 10 domains was assembled. This collection’s scale and diversity (Table 2) are necessary to stress-test the central premise of foundation model generalization across varied recommendation contexts, spanning high-volume consumer arenas (e.g., fashion, news) to specialized niches (e.g., games, hotels). The inherent heterogeneity manifesting in item taxonomies, user interaction dynamics, textual signal richness, and sparsity levels is instrumental, leveraged to transcend potentially idiosyncratic single-domain observations and evaluate genuine cross-domain. For each dataset, the fine-tuning set is randomly split into a training set and validation set in a 9:1 ratio.

Foundation Models. We collected 19 foundation models from different perspectives to evaluate their RECAPILITIES, including: BERT_{base} [Kenton and Toutanova, 2019], OPT_{350M} [Zhang et al.,

Table 2: Datasets evaluated or finetuned in our benchmark.

Dataset	Domain	Symbol	Test set			Finetune set			Used Attributes
			#Sample	#Item	#User	#Sample	#Item	#User	
H&M	Fashion	👕 H&M	20,000	15,305	5,000	100,000	50,319	25,000	detail_desc
MIND	News	📰 MIND	20,006	3,088	1,514	100,000	5,481	7,606	title
MicroLens	Video	📺 Micro.	20,000	11,073	5,000	100,000	18,658	25,000	title
Goodreads	Book	📖 Good.	20,009	12,984	1,736	100,005	40,322	8,604	original_title
Amazon CDs	Music	🎵 CDs	20,003	15,568	4,930	100,003	55,428	24,618	title
MovieLens	Movie	🎬 Movie.	20,008	4,300	2,251	-	-	-	title
Yelp	Restaurant	🍴 Yelp	20,003	15,239	4,013	-	-	-	name
Steam	Game	🎮 Steam	20,000	2,216	5,000	-	-	-	game_name
Amazon Electronics	E-commerce	📺 Elec.	20,002	11,045	5,431	-	-	-	title
HotelRec	Hotel	🏨 Hotel.	20,002	17,295	5,437	-	-	-	name, location
POG	Fashion	👕 POG	-	-	-	100,002	15,846	15,734	title_en
PENS	News	📰 PENS	-	-	-	100,007	9,053	8,542	title
Netflix	Video	📺 Netflix	-	-	-	100,010	3,645	13,424	title
Amazon Books	Book	📖 Books	-	-	-	100,002	28,471	25,139	title
LastFM	Music	🎵 Last.fm	-	-	-	100,100	94,319	910	track, artist

2022], OPT_{1B} [Zhang et al., 2022], Llama-1_{7B} [Touvron et al., 2023a], Llama-2_{7B} [Touvron et al., 2023b], Llama-3_{8B} [Dubey et al., 2024], Llama-3.1_{8B} [Meta AI, 2024], GPT-3.5 [OpenAI, 2023], Qwen-2_{500M} [Yang et al., 2024], Qwen-2_{1.5B} [Yang et al., 2024], Qwen-2_{7B} [Yang et al., 2024], GLM-4_{9B} [GLM et al., 2024], Mistral-2_{7B} [Jiang et al., 2023], DS-Qwen-2_{7B} [Bi et al., 2024], E5_{base-v2} [Wang et al., 2022], Phi-2_{3B} [Javaheripi et al., 2023], RecGPT_{7B} [Ngo and Nguyen, 2024], P5_{beauty} [Geng et al., 2022], and Recformer [Li et al., 2023]. We present a comprehensive comparison across multiple dimensions: varying model sizes within the same organization (e.g., Qwen-2 series), different versions from the same organization (e.g., Llama series), models of similar size released in the same year by different organizations (e.g., THU’s GLM-4_{9B}, Meta’s Llama-3_{8B}, and Alibaba’s Qwen-2_{7B} in 2024), and models targeting different domains (e.g., the general foundation model Llama vs. the recommendation foundation model RecGPT). Specifically, the closed-source GPT-3.5 model from OpenAI supports only the prompt-based recommendation paradigm due to the unavailability of item and user embeddings. In contrast, models like Recformer and E5_{base-v2}, designed with a dual-tower architecture, can only be evaluated with the embedding-based paradigm.

Evaluation Protocols. Following common practice [Liu et al., 2025b], we evaluate recommendation performance using widely adopted metrics, including ranking metrics such as GAUC, NDCG, and MRR, as well as matching metrics like F1 and RECALL. However, **due to space limitations**, we present only the GAUC (shortly AUC) metric mostly. The full evaluation results will be available on our webpage.

Additionally, we also design the Reciprocal Rank Average (RRA) metric to evaluate the contribution for each finetune set (used in Table 4). Specifically, we mark the top-K finetune set for each test set, and calculate the top-K RRA metric by:

$$\text{RRA@K} = \frac{1}{T} \sum_{i=1}^T \left(\mathbb{I}(r_i \leq K) \cdot \frac{1}{r_i} \right), \quad (4)$$

$$\text{where indicator function } \mathbb{I}(b) = 1 \text{ if } b \text{ is true else } 0, \quad (5)$$

where T is the number of the test datasets, r_i is the rank of the model on the i -th dataset, K is the rank threshold (e.g., $K = 5$).

Implementation Details. During data preprocessing, we standardized datasets of varying original sizes to comparable scales: the test set contains approximately 20,000 samples, while the fine-tuning set consists of around 100,000 samples. For each dataset, items were carefully curated to retain the most representative textual content features. User behavior sequences were truncated to a maximum length of 20; if a sequence exceeded this limit, only the most recent interactions were preserved.

We fine-tune models using LoRA [Hu et al., 2022] (Low-Rank Adaptation), a parameter-efficient strategy with rank 32 and alpha 128. The learning rate is set to 1e-4 across all experiments, using the Adam optimizer. An effective batch size of 32 is maintained via gradient accumulation, and

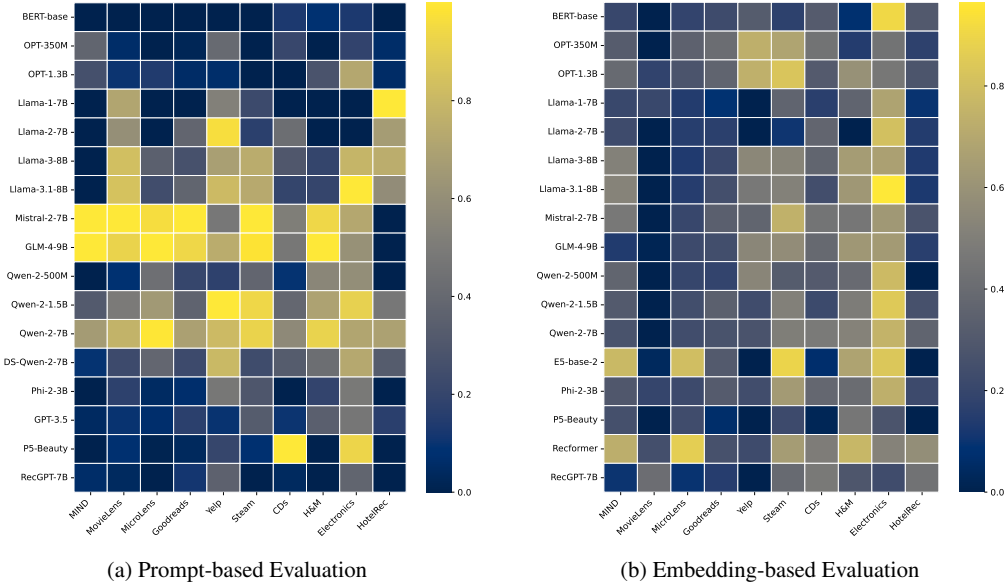


Figure 2: Zero-shot evaluation. The light-colored (yellow) areas indicate better RECAPILITIES. Only AUC metric is reported due to the page limit.

early stopping is applied with a patience of 2. Models are built and evaluated using the Huggingface Transformers library [Wolf et al., 2019]. For BERT_{base}, OPT_{1B}, and Llama-3_{8B}, the maximum sequence lengths are 512, 1024, and 1024, respectively, with precision set to float32 for BERT and bfloat16 for OPT_{1B} and Llama-3_{8B}. To reduce fine-tuning overhead for embedding-based architectures, we freeze lower layers of OPT_{1B} and Llama-3_{8B}, applying LoRA only to the top two layers. When fine-tuning on multiple datasets, early stopping is based on the average validation AUC across datasets. We will release the code, data, checkpoints, and documentation at our GitHub repository.

All the experiments are conducted on a single Nvidia A100 GPU device. Except for the zero-shot setting, all results are averaged over five runs, with statistically significant differences observed ($p < 0.05$).

5 Findings and Discussions

In this section, we present a comprehensive analysis of experimental results evaluating the foundation model RECAPILITIES in diverse fine-tuning regimes and different evaluation tasks.⁴

5.1 Setting B Zero-shot Multi-domain: Prompt-based vs. Embedding-based

Here, we investigate the zero-shot RECAPILITIES of various foundation models. For each dataset, we identify the maximum and minimum AUC values across all evaluated models in both paradigms (with the minimum constrained to 0.5) and normalize the results accordingly, as shown in Figure 2. Based on these findings, we make the following observations:

First, for almost all datasets, the prompt-based evaluation paradigm outperforms the embedding-based one, as it aligns more closely with the pre-training objectives of foundation models.

Second, under the prompt-based paradigm, three LLMs (Mistral-2_{7B}, GLM-4_{9B}, Qwen-2_{7B}) exhibit superior performance, possibly due to the inclusion of the collaborative signals during pre-training. In contrast, P5_{beauty} performs well on two Amazon datasets (CDs and Electronics) but less favorably on others, likely because the used checkpoint was trained on the Amazon Beauty dataset, thereby modeling Amazon user interests.

⁴Due to space limits, more experimental results are provided in the appendix and supplementary material.

Table 3: Performance comparison in single-domain fine-tuning scenario. We use cell background color to indicate different regimes, including **Setting B**, **Setting C**, and **Setting E**. Only AUC metric is reported due to page limits.

Foundation Model	📖 H&M		📖 MIND		📖 Micro.		📖 Good.		📖 CDs	
	Prompt	Embedding	Prompt	Embedding	Prompt	Embedding	Prompt	Embedding	Prompt	Embedding
Fine-tune set	N/A									
BERT _{base}	0.5204	0.5167	0.4963	0.5263	0.4992	0.5305	0.4958	0.5160	0.5059	0.5139
OPT _{1B}	0.5650	0.6370	0.5338	0.5510	0.5236	0.5447	0.5042	0.5258	0.4994	0.5137
Llama-3 _{8B}	0.5454	0.6487	0.4904	0.5666	0.5577	0.5218	0.5191	0.5150	0.5136	0.5162
Mistral-2 _{7B}	0.7166	0.6051	0.6300	0.5607	0.6579	0.5329	0.5718	0.5240	0.5230	0.5198
Qwen-2 _{7B}	0.7124	0.6201	0.5862	0.5347	0.6640	0.5391	0.5494	0.5190	0.5256	0.5212
P5 _{beauty}	0.7124	0.6201	0.4911	0.5948	0.5017	0.6423	0.5027	0.5186	0.5447	0.5218
Fine-tune set	📖 H&M		📖 MIND		📖 Micro.		📖 Good.		📖 CDs	
BERT _{base}	0.8701	0.8359	0.7118	0.6837	0.8148	0.7671	0.5208	0.5738	0.6185	0.5909
OPT _{1B}	0.5155	0.8163	0.7344	0.6788	0.7735	0.7545	0.4985	0.5754	0.5808	0.5713
Llama-3 _{8B}	0.8606	0.8150	0.7120	0.6745	0.8295	0.7430	0.6799	0.5944	0.6267	0.5835
Fine-tune set	📖 H&M + 📖 POG		📖 MIND + 📖 PENS		📖 Micro. + 📖 Netflix		📖 Good. + 📖 Books		📖 CDs + 📖 Last.fm	
BERT _{base}	0.8009	0.8373	0.6834	0.6823	0.5480	0.7538	0.5169	0.5537	0.5790	0.5181
OPT _{1B}	0.5208	0.7941	0.7350	0.6885	0.5800	0.7443	0.5966	0.5500	0.4926	0.5497
Llama-3 _{8B}	0.5378	0.8095	0.7350	0.6765	0.8368	0.7557	0.6325	0.5638	0.6353	0.5484

Thirdly, in the embedding-based paradigm, performance differences among models are less pronounced. Notably, **smaller models** (such as BERT_{base} and OPT_{1B}) **perform better under this setting than in the prompt-based paradigm**, whereas the embeddings of larger models appear less sensitive to similarity metrics, in line with the findings of [Freestone and Santu, 2024]. Additionally, the matching-based language model E5_{base-v2} and recommendation model Recformer also demonstrate strong performance, benefiting from the consistency between the evaluation and training paradigms.

5.2 Single-domain Fine-tuning: **Setting C** vs. **Setting E**

Here, we study the single-domain fine-tuning recommendation scenario. We mainly select three foundation models, i.e., BERT_{base}, OPT_{1B}, and Llama-3_{8B}, of three distinct model size for the evaluation. From results displayed in Table 3, we can make the following observations:

First, compared to zero-shot baselines (**Setting B**), **domain-specific fine-tuning strategies** (**Setting C** and **Setting E**) consistently **achieve superior performance** on both prompt-based and embedding-based paradigm. This is primarily because large models have acquired domain-specific collaborative knowledge through fine-tuning.

Second, **fine-tuning with a single-domain single-dataset setting** (**Setting C**) **yields more stable performance** than the cross-dataset variant (**Setting E**), even within the same domain. This is likely due to optimization conflicts between datasets, as observed on Goodreads and H&M, where **Setting E** underperforms compared to **Setting C**.

Third, **large-scale foundation models** (e.g., Llama-3_{8B}) **achieve the best performance** under the **Setting E**, as their pretraining enables a broad understanding of general textual knowledge across domains, allowing them to effectively extract and generalize useful patterns from auxiliary datasets to the target dataset. In contrast, smaller models such as BERT_{base} are less suited for **Setting E**, as they struggle to abstract transferable patterns even from datasets within the same domain, leading to limited performance gains.

5.3 Cross-dataset Fine-tuning: **Setting D** vs. **Setting F**

Here, we study effect of the cross-dataset fine-tuning, including single-domain and cross-domain scenario. The experiments are conducted across two foundation models: BERT_{base} and Llama-3_{8B}. The foundation model will be firstly fine-tuned with one single dataset and then evaluated over 10 test datasets. We design a RRA metric (Equation 4) to evaluate the usefulness of each finetune set.

Based Table 4, we can make the following observations:

Table 4: Performance comparison in cross-dataset fine-tuning scenario. We use cell background color to indicate different regimes, including **Setting B**, **Setting C**, **Setting D**, and **Setting F**. We mark the top-5 rank finetune set for each test set and bold the best. We use **red** color to indicate the result **inferior** to the zero-shot one or **small** than 0.5. Only AUC metric is reported due to page limits.

	H&M	MIND	Micro.	Good.	CDs	Movie.	Yelp	Steam	Elec.	Hotel.	RRA@5
Foundation Model: BERT _{base}											
N/A	0.5204	0.4963	0.4992	0.4958	0.5059	0.4934	0.4914	0.5002	0.5037	0.4955	-
H&M	0.8701 (1)	0.5496 (4)	0.5692 (3)	0.5282 (1)	0.5103 (3)	0.5127 (4)	0.4961	0.7291 (3)	0.5304 (3)	0.4869	0.3833 (1)
MIND	0.6750 (3)	0.7118 (1)	0.5877 (2)	0.5255 (4)	0.5128 (2)	0.4932	0.5024 (5)	0.7184 (4)	0.5306 (2)	0.4847	0.3533 (3)
Micro.	0.6661 (4)	0.5841 (3)	0.8148 (1)	0.5097	0.5093 (5)	0.5150 (3)	0.4864	0.7393 (1)	0.5004	0.4807	0.3117 (4)
Good.	0.6218	0.5081	0.5239	0.5208 (5)	0.4992	0.4957	0.5105 (4)	0.6220	0.5168	0.4952 (4)	0.0700 (8)
CDs	0.6464 (5)	0.5053	0.5152	0.5139	0.6185 (1)	0.5503 (2)	0.5356 (1)	0.4794	0.5076	0.5216 (1)	0.3700 (2)
POG	0.6222	0.5153	0.5470	0.5138	0.4989	0.4953	0.4913	0.6171	0.5291 (4)	0.4914 (5)	0.0450 (10)
PENS	0.6872 (2)	0.6203 (2)	0.5554 (5)	0.5165	0.5051	0.5069	0.4987	0.7311 (2)	0.5218	0.4900	0.1700 (7)
Netflix	0.6191	0.5396 (5)	0.5328	0.5080	0.5097 (4)	0.5656 (1)	0.5117 (3)	0.6954 (5)	0.5255 (5)	0.5077 (2)	0.2683 (5)
Books	0.6108	0.5108	0.5295	0.5264 (2)	0.5089	0.5119 (5)	0.5155 (2)	0.6191	0.5313 (1)	0.4957 (3)	0.2533 (6)
Last.fm	0.6279	0.5127	0.5645 (4)	0.5263 (3)	0.5023	0.4855	0.4773	0.6699	0.5231	0.4769	0.0583 (9)
Foundation Model: Llama-3 _{8B}											
N/A	0.5267	0.4904	0.6412	0.5577	0.5191	0.7690	0.5136	0.5454	0.5223	0.5342	-
H&M	0.8606 (1)	0.5693 (5)	0.6758 (2)	0.6116 (2)	0.5268 (5)	0.6818 (4)	0.4911	0.9193 (2)	0.5469 (4)	0.5116	0.3400 (2)
MIND	0.6599	0.7120 (1)	0.6104 (5)	0.5279	0.5176	0.5235	0.4808	0.8033	0.5284	0.5008	0.1200 (9)
Micro.	0.7504 (3)	0.6331 (3)	0.8295 (1)	0.5829	0.5239	0.6703	0.5165	0.8953 (4)	0.5250	0.4900	0.1917 (7)
Good.	0.6592	0.5249	0.5731	0.6799 (1)	0.5334 (4)	0.6550	0.5301 (3)	0.8795 (5)	0.6051 (3)	0.5320 (4)	0.2367 (5)
CDs	0.6262	0.5019	0.5385	0.5840 (5)	0.6267 (1)	0.7201 (2)	0.5939 (1)	0.6427	0.6410 (1)	0.6057 (3)	0.4033 (1)
POG	0.5922	0.4912	0.5175	0.5068	0.5011	0.5354	0.5147 (4)	0.5684	0.4896	0.5142 (5)	0.0450 (10)
PENS	0.7517 (2)	0.6823 (2)	0.6675 (3)	0.5670	0.5191	0.6311	0.5134 (5)	0.8979 (3)	0.5353	0.4860	0.1867 (8)
Netflix	0.6655 (5)	0.4844	0.5634	0.5694	0.5355 (3)	0.7422 (1)	0.4958	0.8547	0.5947 (3)	0.6104 (2)	0.2367 (5)
Books	0.5750	0.5040	0.5322	0.5876 (3)	0.5600 (2)	0.6935 (3)	0.5727 (2)	0.6373	0.6267 (2)	0.6149 (1)	0.2833 (3)
Last.fm	0.7444 (4)	0.5807 (4)	0.6567 (4)	0.5871 (4)	0.5045	0.6736 (5)	0.4818	0.9363 (1)	0.5414 (5)	0.5125	0.2400 (4)

First, **cross-dataset fine-tuning** generally improves recommendation performance, but it **may also introduce negative effects** on the target dataset in some cases (as indicated by the red-highlighted results in the table). Notably, the **Yelp** and **Hotel.** datasets exhibit a higher likelihood of such degradation, possibly due to domain gaps and mismatches between the test sets and finetune sets. Moreover, for the Llama-3_{8B} model, **Micro.** and **Movie.** also demonstrate performance degradation under cross-dataset finetuning. Interestingly, these two datasets are where Llama-3_{8B} achieves the highest zero-shot performance among the 10 test sets. This suggests that Llama-3_{8B} likely encountered collaborative signals related to these domains during pretraining, allowing it to effectively capture user interests for video-based recommendations even without additional tuning.

Second, **single-domain cross-dataset finetuning is not always more effective than cross-domain finetuning**. While it intuitively makes sense that user interests are easier to model within the same domain—supported by results in news (**MIND**–**PENS**) and books (**Good.**–**Books**)—this trend does not hold for movies, music, and fashion: their **Setting D** results did not even rank in the top five. A possible reason is that **MIND** and **PENS** both originate from Microsoft, and Amazon is the source of **Books** as well as the parent company of Goodreads.com, suggesting these dataset pairs may share more similar distributions.

Third, **dataset quality varies, but its effectiveness also depends heavily on the capacity of the pretrained model**. For instance, finetuning on **Good.** with BERT_{base} (**Setting C**) ranks only fifth, while using Llama-3_{8B} lifts it to first. This may be because Goodreads relies on book titles as content features, which are poorly represented in smaller models’ pretraining corpora. In contrast, Llama-3_{8B} better understands textual content, leading to more robust item representations and improved user modeling. According to the Top-5 RRA results, **CDs** and **H&M** offer the strongest transferability, while **POG** performs the weakest. Additionally, **Good.** and **Last.fm** show large performance gains when switching from BERT_{base} to Llama-3_{8B}, suggesting complex content features paired with highly transferable user interests. On the other hand, **MIND** and **Micro.**

Table 5: Performance comparison in multi-domain fine-tuning scenario. We use cell background color to indicate different settings, including **Setting B**, **Setting G**, and **Setting H**. Only AUC metric is reported due to page limits.

Model	👉 H&M	📺 MIND	📺 Micro.	📺 Good.	🎵 CDs	📺 Movie.	👤 Yelp	🎮 Steam	📺 Elec.	🏠 Hotel.
BERT _{base}	0.5204	0.4963	0.4992	0.4958	0.5059	0.4934	0.4914	0.5002	0.5037	0.4955
	0.6607	0.6004	0.5711	0.5213	0.5092	0.5675	0.5218	0.6189	0.5091	0.4795
	0.8569	0.7004	0.8019	0.5648	0.5653	0.5106	0.5093	0.6817	0.5039	0.4869
OPT _{1B}	0.5650	0.5338	0.5236	0.5042	0.4994	0.5174	0.5026	0.3825	0.5205	0.5026
	0.7002	0.5996	0.6165	0.5189	0.5181	0.6156	0.4853	0.7665	0.5446	0.5037
	0.8658	0.7259	0.8132	0.5374	0.6220	0.5813	0.5014	0.6959	0.5248	0.4951
Llama-3 _{8B}	0.7690	0.4904	0.6412	0.5577	0.5191	0.5267	0.5136	0.5454	0.5223	0.5342
	0.7295	0.6732	0.6223	0.5864	0.5626	0.7203	0.5764	0.7828	0.6296	0.5806
	0.8524	0.7206	0.8235	0.6660	0.6281	0.6683	0.5846	0.7042	0.6139	0.5318

show ranking drops, indicating their simpler content may already be sufficiently modeled by smaller models, but their user behavior patterns are less suitable for cross-dataset transfer. Finally, although 📺 Books and 🎵 Last.fm do not have corresponding test sets, their finetuned models still rank in the top five under Llama-3_{8B}, suggesting strong generalization capability across domains.

5.4 Multi-domain Fine-tuning: **Setting G** vs. **Setting H**

We investigate the impact of multi-domain fine-tuning, focusing on two key settings: multi-domain cross-dataset (**Setting G**) and multi-domain multi-dataset (**Setting H**). In the **Setting G** setting, foundation models are fine-tuned using datasets from domains different from the test sets, specifically: 👉 POG, 📺 PENS, 📺 Netflix, 📺 Books, and 🎵 Last.fm. In contrast, the **Setting H** setting involves fine-tuning on datasets that share domains with the test sets but do not include overlapping data, namely: 👉 H&M, 📺 MIND, 📺 Micro., 📺 Good., and 🎵 CDs. From the results illustrated in Table 5, we can make the following observations:

First, **Setting H** achieves the best performance on 👉 H&M, 📺 MIND, 📺 Micro., 📺 Good., and 🎵 CDs across all three foundation models, as it is fine-tuned directly on these datasets and thus captures domain-specific knowledge effectively. Second, although **Setting G** uses different datasets for fine-tuning, it consistently outperforms the zero-shot setting (**Setting B**), highlighting **the generalization benefits of multi-domain training with diverse user behavior patterns**. Third, while **Setting H** serves as an upper bound, the performance gap between **Setting H** and **Setting G** narrows with larger models—for instance, the improvement on HM drops from 30.0% (BERT_{base}) to 16.8% (Llama-3_{8B}), suggesting that large models fine-tuned on cross-domain data can better handle zero-resource scenarios. Finally, due to its reliance on specific data distributions, **Setting H** underperforms **Setting G** on five other datasets (📺 Movie., 👤 Yelp, 🎮 Steam, 📺 Elec., 🏠 Hotel.), underscoring the fairness and robustness of the multi-domain cross-dataset setting.

6 Conclusion

We have introduced RECBENCH-MD, a novel and comprehensive benchmark designed to evaluate the recommendation capabilities of foundation models across a wide range of datasets and domains. Our thorough analysis of 19 foundation models across 15 datasets and 10 domains provides crucial insights into their performance in recommendation tasks. The findings demonstrate the substantial advantages of cross-dataset transfer learning and multi-domain training in improving the adaptability of foundation models. We expect that these insights, along with the valuable resources provided, will drive future advancements in the development of recommendation foundation models, offering a strong foundation for continued research and innovation in this field.

References

- Keqin Bao, Jizhi Zhang, Yang Zhang, Wenjie Wang, Fuli Feng, and Xiangnan He. Tallrec: An effective and efficient tuning framework to align large language model with recommendation. In *Proceedings of the 17th ACM Conference on Recommender Systems*, pages 1007–1014, 2023a.
- Keqin Bao, Jizhi Zhang, Yang Zhang, Wang Wenjie, Fuli Feng, and Xiangnan He. Large language models for recommendation: Progresses and future directions. In *Proceedings of the Annual International ACM SIGIR Conference on Research and Development in Information Retrieval in the Asia Pacific Region*, pages 306–309, 2023b.
- Xiao Bi, Deli Chen, Guanting Chen, Shanhuang Chen, Damai Dai, Chengqi Deng, Honghui Ding, Kai Dong, Qiusi Du, Zhe Fu, et al. Deepseek llm: Scaling open-source language models with longtermism. *arXiv preprint arXiv:2401.02954*, 2024.
- Chaochao Chen, Huiwen Wu, Jiajie Su, Lingjuan Lyu, Xiaolin Zheng, and Li Wang. Differential private knowledge transfer for privacy-preserving cross-domain recommendation. In *Proceedings of the ACM web conference 2022*, pages 1455–1465, 2022.
- Chong Chen, Min Zhang, Chenyang Wang, Weizhi Ma, Minming Li, Yiqun Liu, and Shaoping Ma. An efficient adaptive transfer neural network for social-aware recommendation. In *Proceedings of the 42nd international ACM SIGIR conference on research and development in information retrieval*, pages 225–234, 2019.
- Jin Chen, Zheng Liu, Xu Huang, Chenwang Wu, Qi Liu, Gangwei Jiang, Yuanhao Pu, Yuxuan Lei, Xiaolong Chen, Xingmei Wang, et al. When large language models meet personalization: Perspectives of challenges and opportunities. *World Wide Web*, 27(4):42, 2024.
- Wei Chen, Wynne Hsu, and Mong Li Lee. Making recommendations from multiple domains. In *Proceedings of the 19th ACM SIGKDD international conference on Knowledge discovery and data mining*, pages 892–900, 2013.
- Abhimanyu Dubey, Abhinav Jauhri, Abhinav Pandey, Abhishek Kadian, Ahmad Al-Dahle, Aiesha Letman, Akhil Mathur, Alan Schelten, Amy Yang, Angela Fan, et al. The llama 3 herd of models. *arXiv preprint arXiv:2407.21783*, 2024.
- Matthew Freestone and Shubhra Kanti Karmaker Santu. Word embeddings revisited: Do llms offer something new. *arXiv preprint arXiv:2402.11094*, 2024.
- Sheng Gao, Hao Luo, Da Chen, Shantao Li, Patrick Gallinari, and Jun Guo. Cross-domain recommendation via cluster-level latent factor model. In *Machine Learning and Knowledge Discovery in Databases: European Conference, ECML PKDD 2013, Prague, Czech Republic, September 23-27, 2013, Proceedings, Part II 13*, pages 161–176. Springer, 2013.
- Shijie Geng, Shuchang Liu, Zuohui Fu, Yingqiang Ge, and Yongfeng Zhang. Recommendation as language processing (rlp): A unified pretrain, personalized prompt & predict paradigm (p5). In *Proceedings of the 16th ACM Conference on Recommender Systems*, pages 299–315, 2022.
- Team GLM, Aohan Zeng, Bin Xu, Bowen Wang, Chenhui Zhang, Da Yin, Dan Zhang, Diego Rojas, Guanyu Feng, Hanlin Zhao, et al. Chatglm: A family of large language models from glm-130b to glm-4 all tools. *arXiv preprint arXiv:2406.12793*, 2024.
- Lei Guo, Li Tang, Tong Chen, Lei Zhu, Quoc Viet Hung Nguyen, and Hongzhi Yin. Da-gcn: A domain-aware attentive graph convolution network for shared-account cross-domain sequential recommendation. *arXiv preprint arXiv:2105.03300*, 2021.
- Zhankui He, Zhouhang Xie, Rahul Jha, Harald Steck, Dawen Liang, Yesu Feng, Bodhisattwa Prasad Majumder, Nathan Kallus, and Julian McAuley. Large language models as zero-shot conversational recommenders. In *Proceedings of the 32nd ACM international conference on information and knowledge management*, pages 720–730, 2023.
- Edward J Hu, Yelong Shen, Phillip Wallis, Zeyuan Allen-Zhu, Yanzhi Li, Shean Wang, Lu Wang, Weizhu Chen, et al. Lora: Low-rank adaptation of large language models. *ICLR*, 1(2):3, 2022.

- Hengchang Hu, Qijiong Liu, Chuang Li, and Min-Yen Kan. Lightweight modality adaptation to sequential recommendation via correlation supervision. In *European Conference on Information Retrieval*, pages 123–139. Springer, 2024.
- Mojan Javaheripi, Sébastien Bubeck, Marah Abdin, Jyoti Aneja, Sebastien Bubeck, Caio César Teodoro Mendes, Weizhu Chen, Allie Del Giorno, Ronen Eldan, Sivakanth Gopi, et al. Phi-2: The surprising power of small language models. *Microsoft Research Blog*, 1(3):3, 2023.
- Albert Q Jiang, Alexandre Sablayrolles, Arthur Mensch, Chris Bamford, Devendra Singh Chaplot, Diego de las Casas, Florian Bressand, Gianna Lengyel, Guillaume Lample, Lucile Saulnier, et al. Mistral 7b. *arXiv preprint arXiv:2310.06825*, 2023.
- Chumeng Jiang, Jiayin Wang, Weizhi Ma, Charles LA Clarke, Shuai Wang, Chuhan Wu, and Min Zhang. Beyond utility: Evaluating llm as recommender. *arXiv preprint arXiv:2411.00331*, 2024.
- Jacob Devlin Ming-Wei Chang Kenton and Lee Kristina Toutanova. Bert: Pre-training of deep bidirectional transformers for language understanding. In *Proceedings of naacL-HLT*, volume 1, page 2. Minneapolis, Minnesota, 2019.
- Alexander Kirillov, Eric Mintun, Nikhila Ravi, Hanzi Mao, Chloe Rolland, Laura Gustafson, Tete Xiao, Spencer Whitehead, Alexander C Berg, Wan-Yen Lo, et al. Segment anything. In *Proceedings of the IEEE/CVF international conference on computer vision*, pages 4015–4026, 2023.
- Bo Li, Yuanhan Zhang, Dong Guo, Renrui Zhang, Feng Li, Hao Zhang, Kaichen Zhang, Peiyuan Zhang, Yanwei Li, Ziwei Liu, et al. Llava-onevision: Easy visual task transfer. *arXiv preprint arXiv:2408.03326*, 2024.
- Jiacheng Li, Ming Wang, Jin Li, Jinmiao Fu, Xin Shen, Jingbo Shang, and Julian McAuley. Text is all you need: Learning language representations for sequential recommendation. In *Proceedings of the 29th ACM SIGKDD Conference on Knowledge Discovery and Data Mining*, pages 1258–1267, 2023.
- Jiao Liu, Zhu Sun, Shanshan Feng, and Yew-Soon Ong. Language model evolutionary algorithms for recommender systems: Benchmarks and algorithm comparisons. *arXiv preprint arXiv:2411.10697*, 2024a.
- Junling Liu, Chao Liu, Peilin Zhou, Qichen Ye, Dading Chong, Kang Zhou, Yueqi Xie, Yuwei Cao, Shoujin Wang, Chenyu You, et al. Llmrec: Benchmarking large language models on recommendation task. *arXiv preprint arXiv:2308.12241*, 2023.
- Qijiong Liu, Nuo Chen, Tetsuya Sakai, and Xiao-Ming Wu. Once: Boosting content-based recommendation with both open-and closed-source large language models. In *Proceedings of the 17th ACM International Conference on Web Search and Data Mining*, pages 452–461, 2024b.
- Qijiong Liu, Jieming Zhu, Zhaocheng Du, Lu Fan, Zhou Zhao, and Xiao-Ming Wu. Learning multi-aspect item palette: A semantic tokenization framework for generative recommendation. *arXiv preprint arXiv:2409.07276*, 2024c.
- Qijiong Liu, Jieming Zhu, Yanting Yang, Quanyu Dai, Zhaocheng Du, Xiao-Ming Wu, Zhou Zhao, Rui Zhang, and Zhenhua Dong. Multimodal pretraining, adaptation, and generation for recommendation: A survey. In *Proceedings of the 30th ACM SIGKDD Conference on Knowledge Discovery and Data Mining*, pages 6566–6576, 2024d.
- Qijiong Liu, Lu Fan, and Xiao-Ming Wu. Legommenders: A comprehensive content-based recommendation library with llm support. In *Companion Proceedings of the ACM on Web Conference 2025*, pages 753–756, 2025a.
- Qijiong Liu, Jieming Zhu, Lu Fan, Kun Wang, Hengchang Hu, Wei Guo, Yong Liu, and Xiao-Ming Wu. Benchmarking llms in recommendation tasks: A comparative evaluation with conventional recommenders. *arXiv preprint arXiv:2503.05493*, 2025b.
- Yucong Luo, Mingyue Cheng, Hao Zhang, Junyu Lu, Qi Liu, and Enhong Chen. Unlocking the potential of large language models for explainable recommendations. *arXiv preprint arXiv:2312.15661*, 2023.

- Meta AI. Meta llama 3.1: Our most capable models to date. <https://ai.meta.com/blog/meta-llama-3-1/>, 2024. Accessed: 2025-05-08.
- Hoang Ngo and Dat Quoc Nguyen. Recgpt: Generative pre-training for text-based recommendation. In Lun-Wei Ku, Andre Martins, and Vivek Srikumar, editors, *Proceedings of the 62nd Annual Meeting of the Association for Computational Linguistics, ACL 2024 - Short Papers, Bangkok, Thailand, August 11-16, 2024*, pages 302–313. Association for Computational Linguistics, 2024.
- OpenAI. Gpt-3.5, 2023. URL <https://openai.com/gpt>. Large language model.
- Machel Reid, Nikolay Savinov, Denis Teplyashin, Dmitry Lepikhin, Timothy Lillicrap, Jean-baptiste Alayrac, Radu Soricut, Angeliki Lazaridou, Orhan Firat, Julian Schrittwieser, et al. Gemini 1.5: Unlocking multimodal understanding across millions of tokens of context. *arXiv preprint arXiv:2403.05530*, 2024.
- Hugo Touvron, Thibaut Lavril, Gautier Izacard, Xavier Martinet, Marie-Anne Lachaux, Timothée Lacroix, Baptiste Rozière, Naman Goyal, Eric Hambro, Faisal Azhar, et al. Llama: Open and efficient foundation language models. *arXiv preprint arXiv:2302.13971*, 2023a.
- Hugo Touvron, Louis Martin, Kevin Stone, Peter Albert, Amjad Almahairi, Yasmine Babaei, Nikolay Bashlykov, Soumya Batra, Prajjwal Bhargava, Shruti Bhosale, et al. Llama 2: Open foundation and fine-tuned chat models. *arXiv preprint arXiv:2307.09288*, 2023b.
- Liang Wang, Nan Yang, Xiaolong Huang, Binxing Jiao, Linjun Yang, Daxin Jiang, Rangan Majumder, and Furu Wei. Text embeddings by weakly-supervised contrastive pre-training. *arXiv preprint arXiv:2212.03533*, 2022.
- Xiaolei Wang, Xinyu Tang, Wayne Xin Zhao, Jingyuan Wang, and Ji-Rong Wen. Rethinking the evaluation for conversational recommendation in the era of large language models. *arXiv preprint arXiv:2305.13112*, 2023.
- Wei Wei, Xubin Ren, Jiabin Tang, Qinyong Wang, Lixin Su, Suqi Cheng, Junfeng Wang, Dawei Yin, and Chao Huang. Llmrec: Large language models with graph augmentation for recommendation. In *Proceedings of the 17th ACM International Conference on Web Search and Data Mining*, pages 806–815, 2024.
- Thomas Wolf, Lysandre Debut, Victor Sanh, Julien Chaumond, Clement Delangue, Anthony Moi, Pierric Cistac, Tim Rault, Rémi Louf, Morgan Funtowicz, et al. Huggingface’s transformers: State-of-the-art natural language processing. *arXiv preprint arXiv:1910.03771*, 2019.
- Jiahao Wu, Qijiong Liu, Hengchang Hu, Wenqi Fan, Shengcai Liu, Qing Li, Xiao-Ming Wu, and Ke Tang. Leveraging large language models (llms) to empower training-free dataset condensation for content-based recommendation. *arXiv preprint arXiv:2310.09874*, 2023.
- Likang Wu, Zhi Zheng, Zhaopeng Qiu, Hao Wang, Hongchao Gu, Tingjia Shen, Chuan Qin, Chen Zhu, Hengshu Zhu, Qi Liu, et al. A survey on large language models for recommendation. *World Wide Web*, 27(5):60, 2024a.
- Xuansheng Wu, Huachi Zhou, Yucheng Shi, Wenlin Yao, Xiao Huang, and Ninghao Liu. Could small language models serve as recommenders? towards data-centric cold-start recommendation. In *Proceedings of the ACM on Web Conference 2024*, pages 3566–3575, 2024b.
- Shuyuan Xu, Wenyue Hua, and Yongfeng Zhang. Openp5: An open-source platform for developing, training, and evaluating llm-based recommender systems. In *Proceedings of the 47th International ACM SIGIR Conference on Research and Development in Information Retrieval*, pages 386–394, 2024.
- An Yang, Baosong Yang, Binyuan Hui, Bo Zheng, Bowen Yu, Chang Zhou, Chengpeng Li, Chengyuan Li, Dayiheng Liu, Fei Huang, et al. Qwen2 technical report. *arXiv preprint arXiv:2407.10671*, 2024.
- Tianzi Zang, Yanmin Zhu, Haobing Liu, Ruohan Zhang, and Jiadi Yu. A survey on cross-domain recommendation: taxonomies, methods, and future directions. *ACM Transactions on Information Systems*, 41(2):1–39, 2022.







- Susan Zhang, Stephen Roller, Naman Goyal, Mikel Artetxe, Moya Chen, Shuohui Chen, Christopher Dewan, Mona Diab, Xian Li, Xi Victoria Lin, et al. Opt: Open pre-trained transformer language models. *arXiv preprint arXiv:2205.01068*, 2022.
- Yuhui Zhang, Hao Ding, Zeren Shui, Yifei Ma, James Zou, Anoop Deoras, and Hao Wang. Language models as recommender systems: Evaluations and limitations. In *NeurIPS 2021 Workshop on I (Still) Can’t Believe It’s Not Better*, 2021. URL <https://www.amazon.science/publications/language-models-as-recommender-systems-evaluations-and-limitations>.
- Wayne Xin Zhao, Yupeng Hou, Xingyu Pan, Chen Yang, Zeyu Zhang, Zihan Lin, Jingsen Zhang, Shuqing Bian, Jiakai Tang, Wenqi Sun, et al. Recbole 2.0: Towards a more up-to-date recommendation library. In *Proceedings of the 31st ACM International Conference on Information & Knowledge Management*, pages 4722–4726, 2022.
- Zihui Zhao, Wenqi Fan, Jiatong Li, Yunqing Liu, Xiaowei Mei, Yiqi Wang, Zhen Wen, Fei Wang, Xiangyu Zhao, Jiliang Tang, and Qing Li. Recommender systems in the era of large language models (llms). *IEEE Trans. Knowl. Data Eng.*, 36(11):6889–6907, 2024. doi: 10.1109/TKDE.2024.3392335. URL <https://doi.org/10.1109/TKDE.2024.3392335>.
- Sashuai Zhou, Weinan Gan, Qijiong Liu, Ke Lei, Jieming Zhu, Hai Huang, Yan Xia, Ruiming Tang, Zhenhua Dong, and Zhou Zhao. Recbase: Generative foundation model pretraining for zero-shot recommendation. In *Proceedings of the 2025 Conference on Empirical Methods in Natural Language Processing (EMNLP)*. Association for Computational Linguistics, 2025.
- Feng Zhu, Yan Wang, Chaochao Chen, Jun Zhou, Longfei Li, and Guanfeng Liu. Cross-domain recommendation: challenges, progress, and prospects. *arXiv preprint arXiv:2103.01696*, 2021.



































































































A Limitations

In this study, we assess the recommendation capabilities of foundation models on two of the most prevalent tasks: prompt-based approaches (similar to CTR models) and embedding-based approaches (akin to matching models), from a multi-dataset, multi-domain perspective. Nonetheless, our current evaluation does not encompass sequential recommendation, which represents a crucial area for future development and enhancement.

B Broader Impacts

Our benchmark offers a comprehensive and scalable framework for evaluating foundation models in zero-resource, multi-dataset, multi-domain recommendation scenarios, thereby promoting more systematic and reproducible research. It establishes a solid foundation for ongoing research and innovation in this field. Furthermore, the benchmark facilitates cross-domain fine-tuning, extending its benefits to other areas such as natural language processing.

Table 6: **Performance comparison across various fine-tuning datasets and orders.** Each sub-table presents 25 AUC scores on a test set. For the entry at row i , column j (e.g., $i = 1, j = 2$ in the  MIND sub-table), the model is first fine-tuned on  POG, then on  PENS, yielding an AUC of 0.6687 when tested on  MIND. “Overall” indicates the average performance across the corresponding five test sets. The diagonal cells (highlighted in grey) represent results of single-dataset fine-tuning. We rank these five values and annotate the rank next to each dataset name in the column header (e.g.,  PENS (1) in the  MIND sub-table indicates that 0.6823 is the highest result in single-dataset fine-tuning). For each pair of datasets, different fine-tuning orders generally yield significantly different results. The superior result for each pair is highlighted in green. The top five results among the 25 entries within each sub-table are annotated with their respective rankings.

	 H&M					 MIND				
	 POG (4)	 PENS (1)	 Netflix (3)	 Books (5)	 Last.fm (2)	 POG (4)	 PENS (1)	 Netflix (5)	 Books (3)	 Last.fm (2)
 POG	0.5922	0.7287	0.6722	0.5824	0.7496 (4)	0.4912	0.6687 (5)	0.5221	0.4863	0.5901
 PENS	0.6827	0.7517 (2)	0.7338	0.6036	0.7355	0.6636	0.6823 (1)	0.6186	0.5270	0.6482
 Netflix	0.7099	0.7439	0.6655	0.6442	0.7502 (3)	0.5530	0.6757 (3)	0.4844	0.4992	0.5866
 Books	0.7356	0.7450 (5)	0.6923	0.5750	0.7444	0.5248	0.6759 (2)	0.5223	0.5040	0.5785
 Last.fm	0.7367	0.7592 (1)	0.7143	0.6096	0.7444	0.5440	0.6738 (4)	0.5039	0.5149	0.5807
	 Micro.					 Good.				
	 POG (5)	 PENS (1)	 Netflix (3)	 Books (4)	 Last.fm (2)	 POG (5)	 PENS (4)	 Netflix (3)	 Books (1)	 Last.fm (2)
 POG	0.5175	0.6443	0.5753	0.5304	0.6495	0.5068	0.5659	0.5631	0.5700	0.5858
 PENS	0.6262	0.6675	0.6157	0.5508	0.6439	0.5632	0.5670	0.5810	0.6024 (1)	0.5375
 Netflix	0.6222	0.6693 (2)	0.5634	0.5650	0.6688 (3)	0.5690	0.5721	0.5694	0.5973 (2)	0.5743
 Books	0.6328	0.6662 (4)	0.5784	0.5322	0.6462	0.5822	0.5947 (5)	0.5950 (4)	0.5876	0.5864
 Last.fm	0.6363	0.6779 (1)	0.5875	0.5338	0.6567 (5)	0.5540	0.5728	0.5748	0.5953 (3)	0.5871
	 CDs					Overall				
	 POG (5)	 PENS (3)	 Netflix (2)	 Books (1)	 Last.fm (4)	 POG (5)	 PENS (1)	 Netflix (3)	 Books (4)	 Last.fm (2)
 POG	0.5011	0.5225	0.5254	0.5517	0.4947	0.5218	0.6260 (5)	0.5716	0.5442	0.6139
 PENS	0.5140	0.5191	0.5366	0.5551 (5)	0.5023	0.6099	0.6375 (4)	0.6171	0.5678	0.6135
 Netflix	0.5237	0.5293	0.5355	0.5602 (2)	0.5098	0.5956	0.6381 (3)	0.5636	0.5732	0.6179
 Books	0.5563 (4)	0.5340	0.5387	0.5600 (3)	0.5039	0.6063	0.6432 (1)	0.5853	0.5518	0.6119
 Last.fm	0.5098	0.5263	0.5259	0.5654 (1)	0.5045	0.5962	0.6420 (2)	0.5813	0.5638	0.6147
	 Movie.					 Yelp				
	 POG (5)	 PENS (4)	 Netflix (1)	 Books (2)	 Last.fm (3)	 POG (2)	 PENS (3)	 Netflix (4)	 Books (1)	 Last.fm (5)
 POG	0.5354	0.6216	0.7460 (3)	0.6649	0.6702	0.5147	0.4937	0.5192	0.5660 (5)	0.4927
 PENS	0.5890	0.6311	0.7486 (2)	0.6929	0.5829	0.5295	0.5134	0.5186	0.5859 (1)	0.5077
 Netflix	0.7054	0.7012	0.7422 (5)	0.7144	0.7110	0.5130	0.5138	0.4958	0.5725 (4)	0.4825
 Books	0.7061	0.6832	0.7458 (4)	0.6935	0.6843	0.5597	0.5249	0.5062	0.5727 (3)	0.5089
 Last.fm	0.6406	0.6688	0.7487 (1)	0.6737	0.6736	0.5133	0.5218	0.4950	0.5754 (2)	0.4818
	 Steam					 Elec.				
	 POG (5)	 PENS (2)	 Netflix (3)	 Books (4)	 Last.fm (1)	 POG (5)	 PENS (4)	 Netflix (2)	 Books (1)	 Last.fm (2)
 POG	0.5684	0.8902	0.8679	0.6110	0.9299 (3)	0.4896	0.5255	0.5720	0.6274 (4)	0.5340
 PENS	0.8452	0.8979	0.8781	0.7137	0.8827	0.5426	0.5353	0.5885	0.6380 (2)	0.5211
 Netflix	0.8826	0.9076	0.8547	0.7431	0.9297 (4)	0.5559	0.5468	0.5947	0.6419 (1)	0.5462
 Books	0.7833	0.9043	0.8674	0.6373	0.9307 (2)	0.5741	0.5564	0.6078	0.6267 (5)	0.5506
 Last.fm	0.8633	0.9191 (5)	0.8899	0.6743	0.9363 (1)	0.5445	0.5290	0.5918	0.6294 (3)	0.5414
	 Hotel.					Overall				
	 POG (3)	 PENS (5)	 Netflix (2)	 Books (1)	 Last.fm (4)	 POG (5)	 PENS (4)	 Netflix (1)	 Books (3)	 Last.fm (2)
 POG	0.5142	0.4903	0.5947	0.6004	0.4990	0.5245	0.6043	0.6600	0.6139	0.6252
 PENS	0.5006	0.4860	0.5892	0.6156 (2)	0.5040	0.6092	0.6127	0.6646 (2)	0.6492	0.5997
 Netflix	0.5399	0.5188	0.6104 (4)	0.6204 (1)	0.5189	0.6394	0.6376	0.6596 (4)	0.6585	0.6377
 Books	0.5622	0.5033	0.6006	0.6149 (3)	0.5216	0.6371	0.6344	0.6656 (1)	0.6290	0.6392 (5)
 Last.fm	0.4921	0.4875	0.5903	0.6055 (5)	0.5125	0.6108	0.6252	0.6631 (3)	0.6317	0.6291

C Technical Appendices

C.1 Impact of Fine-tuning Dataset Order In Multi-domain Recommendation

Previously, Table 5 compares three evaluation strategies: **Setting B**, **Setting G**, and **Setting H**. Both **Setting G** and **Setting H** involve training on a mixture of all available fine-tune sets. In contrast, we analyze a sequential fine-tuning strategy here, focusing on how to select datasets and determine fine-tuning order. Given the combinatorial complexity of all five datasets (A_5^5), we restrict our analysis to pairs of fine-tune sets. Based on the results from Table 6, we can observe that:

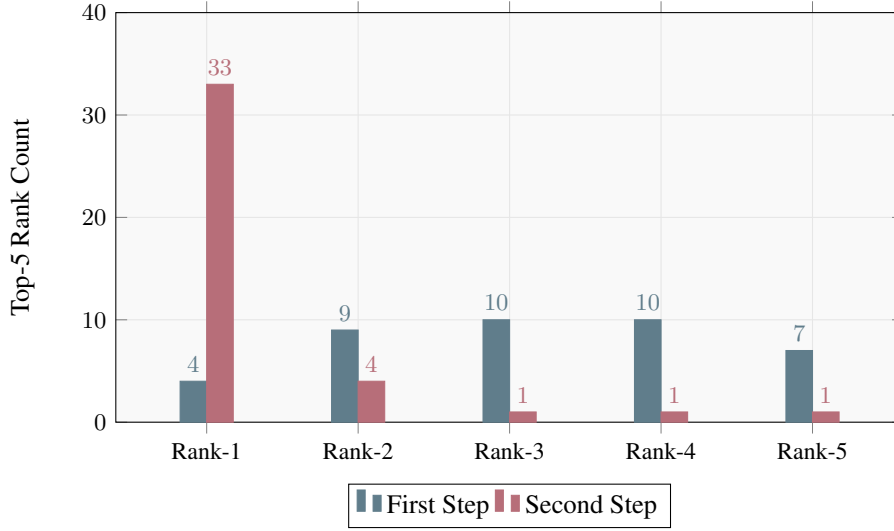


Figure 3: Impact of fine-tuning dataset order in multi-domain fine-tuning. The statistics are derived from Table 6. For each test set, we select the top-5 AUC scores from the 25 multi-domain combinations (excluding single-dataset fine-tuning results). For each top-5 result (e.g., 0.6687 on MIND), where fine-tuning is performed first on dataset x (e.g., POG) and then on y (e.g., PENS), we record the single-dataset performance ranks of x and y (e.g., Rank-4 for POG, Rank-1 for PENS). We then increment the corresponding counts in the First Step and Second Step categories. For example, a count of 33 for Rank-1 in the Second Step indicates that, across 10 test sets and considering the top 5 entries from each set, the best-performing dataset from single-dataset fine-tuning was placed in the second step 33 times.

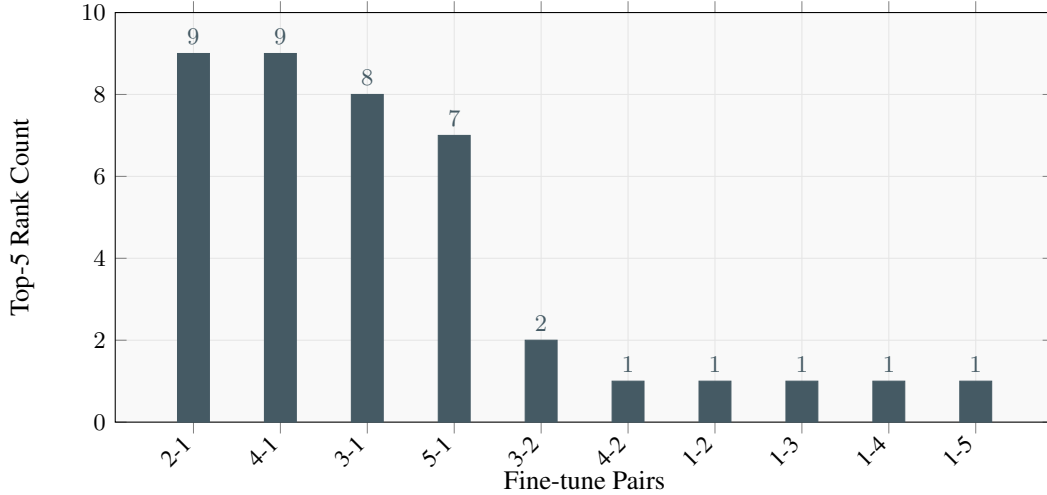






Figure 4: Impact of fine-tuning dataset order in multi-domain fine-tuning. The statistics are derived from Table 6. For each test set, we select the top-5 AUC scores from the 25 multi-domain combinations (excluding single-dataset baselines). For each top-5 result (e.g., 0.6687 on MIND), where fine-tuning is performed first on dataset x (e.g., POG) and then on y (e.g., PENS), we record the single-dataset performance ranks of x and y (e.g., Rank-4 for POG, Rank-1 for PENS). We then increment the corresponding counts for such combination. For example, the count of 9 in the 4-1 pair means that, out of all top-5 results across 10 test sets, there were 9 cases where the fourth-ranked dataset (in single-dataset fine-tuning) was used first, followed by the best-performing dataset second.

First, in most cases, the value at row i , column j exceeds that of the corresponding single-dataset fine-tuning result in row j , column j , indicating that using two datasets generally provides greater benefit than using only one. However, it does not necessarily surpass the value at row i , column i , since knowledge learned from dataset i , the first step, may be subject to catastrophic forgetting during continual fine-tuning with dataset j .



Second, building on this observation, the dataset used in the later stage (second step) of fine-tuning tends to have a dominant influence on the final performance. For example, in columns corresponding to datasets that achieved the best single-dataset results, green highlights are commonly observed (e.g., the  PENS column when the test set is  H&M, or the  Books column when the test set is  Good.). To further investigate this effect, we present a more detailed analysis in Figure 3, showing that datasets with stronger single-dataset performance are generally more effective when used in the second fine-tuning step.

Third, we further investigate which fine-tuning combinations are most likely to yield Top-5 performance. We hypothesize that this is related to the single-dataset performance of the fine-tune sets. To examine this, we present Figure 4. The results suggest that using a lower-ranked dataset in the first step, followed by the top-performing dataset in the second step, tends to produce the best outcomes for the target test set.

C.2 Additional Evaluation Metrics

In the main text, we report only the AUC metric due to the space constraints. Here, we provide additional evaluation metrics, including nDCG@1, nDCG@5, MRR, Recall@1, and Recall@5, for a more comprehensive comparison.

As shown in Table 7, Table 8, and Table 9, other metrics generally align with the AUC results, supporting the consistency of our findings. We will release the complete experimental results on our website.

Table 7: Performance comparison in multi-domain recommendation scenario, with the evaluation metrics. Experiments are conducted on the  MIND and  Micro. datasets. We bold the best results for each metric.



















































































First Step	Second Step	AUC	nDCG@1	nDCG@5	MRR	Recall@1	Recall@5
 MIND							
 POG	 PENS	0.6687	0.5179	0.5767	0.5687	0.1865	0.5808
 PENS	 POG	0.6636	0.4905	0.5653	0.5513	0.1653	0.5643
 POG	 Netflix	0.5221	0.3234	0.4072	0.4333	0.1100	0.4249
 Netflix	 POG	0.5530	0.3461	0.4401	0.4607	0.1232	0.4711
 POG	 Books	0.4863	0.2675	0.3636	0.4009	0.0866	0.3944
 Books	 POG	0.5248	0.3154	0.4090	0.4330	0.1001	0.4365
 POG	 Last.fm	0.5901	0.4206	0.4918	0.5019	0.1514	0.5071
 Last.fm	 POG	0.5440	0.3506	0.4377	0.4562	0.1170	0.4644
 PENS	 Books	0.5270	0.2999	0.3987	0.4309	0.1042	0.4360
 Books	 PENS	0.6759	0.5342	0.5811	0.5752	0.1903	0.5777
 PENS	 Netflix	0.6186	0.4205	0.5067	0.5110	0.1451	0.5228
 Netflix	 PENS	0.6757	0.5208	0.5813	0.5743	0.1847	0.5886
 PENS	 Last.fm	0.6482	0.4630	0.5440	0.5319	0.1539	0.5597
 Last.fm	 PENS	0.6738	0.5182	0.5777	0.5719	0.1813	0.5814
 Books	 Netflix	0.5223	0.2990	0.4026	0.4289	0.0973	0.4326
 Netflix	 Books	0.4992	0.2688	0.3774	0.4150	0.0904	0.4128
 Books	 Last.fm	0.5785	0.3932	0.4759	0.4878	0.1373	0.5025
 Last.fm	 Books	0.5149	0.3005	0.3941	0.4294	0.1057	0.4276
 Netflix	 Last.fm	0.5866	0.4026	0.4821	0.4958	0.1428	0.5032
 Last.fm	 Netflix	0.5039	0.3012	0.3857	0.4249	0.1013	0.4178
 Micro.							
 POG	 PENS	0.6443	0.6782	0.6782	0.7648	0.3301	1.0000
 PENS	 POG	0.6262	0.6638	0.8450	0.7433	0.3107	1.0000
 POG	 Netflix	0.5753	0.5945	0.8201	0.7204	0.2873	1.0000
 Netflix	 POG	0.6222	0.6665	0.8441	0.7554	0.3292	1.0000
 POG	 Books	0.5304	0.5257	0.7972	0.6889	0.2511	1.0000
 Books	 POG	0.6328	0.6635	0.8463	0.7607	0.3276	1.0000
 POG	 Last.fm	0.6495	0.6867	0.6867	0.7749	0.3423	1.0000
 Last.fm	 POG	0.6363	0.6705	0.8484	0.7622	0.3307	1.0000
 PENS	 Books	0.5508	0.5653	0.8096	0.7094	0.2780	1.0000
 Books	 PENS	0.6662	0.7094	0.8628	0.7828	0.3496	1.0000
 PENS	 Netflix	0.6157	0.6423	0.8387	0.7473	0.3137	1.0000
 Netflix	 PENS	0.6693	0.7028	0.8624	0.7850	0.3483	1.0000
 PENS	 Last.fm	0.6439	0.6742	0.8511	0.7619	0.3258	1.0000
 Last.fm	 PENS	0.6779	0.7162	0.8671	0.7921	0.3550	1.0000
 Books	 Netflix	0.5784	0.5939	0.8211	0.7248	0.2913	1.0000
 Netflix	 Books	0.5650	0.5841	0.8161	0.7192	0.2868	1.0000
 Books	 Last.fm	0.6462	0.6879	0.8540	0.7722	0.3413	1.0000
 Last.fm	 Books	0.5338	0.5435	0.8011	0.6999	0.2687	1.0000
 Netflix	 Last.fm	0.6688	0.7104	0.8636	0.7873	0.3534	1.0000
 Last.fm	 Netflix	0.5875	0.6080	0.8251	0.7334	0.3019	1.0000

Table 8: Performance comparison in multi-domain recommendation scenario, with the evaluation metrics. Experiments are conducted on the 📺 Micro. and 🍷 Yelp datasets. We bold the best results for each metric.

First Step	Second Step	AUC	nDCG@1	nDCG@5	MRR	Recall@1	Recall@5
📺 Movie.							
📺 POG	📺 PENS	0.6216	0.4486	0.5870	0.5467	0.2146	0.7081
📺 PENS	📺 POG	0.5890	0.3970	0.5600	0.5149	0.1873	0.6875
📺 POG	📺 Netflix	0.7460	0.5643	0.7022	0.6516	0.2757	0.8207
📺 Netflix	📺 POG	0.7054	0.5360	0.6671	0.6224	0.2648	0.7896
📺 POG	📺 Books	0.6649	0.4753	0.6223	0.5757	0.2297	0.7523
📺 Books	📺 POG	0.7061	0.5277	0.6685	0.6181	0.2592	0.7952
📺 POG	🎵 Last.fm	0.6702	0.5270	0.6434	0.6072	0.2610	0.7577
🎵 Last.fm	📺 POG	0.6406	0.4749	0.6085	0.5677	0.2337	0.7323
📺 PENS	📺 Books	0.6929	0.5158	0.6487	0.6072	0.2552	0.7728
📺 Books	📺 PENS	0.6832	0.5330	0.6531	0.6079	0.2594	0.7668
📺 PENS	📺 Netflix	0.7486	0.5926	0.7075	0.6648	0.2934	0.8187
📺 Netflix	📺 PENS	0.7012	0.5546	0.6680	0.6262	0.2732	0.7790
📺 PENS	🎵 Last.fm	0.5829	0.3782	0.5432	0.4812	0.1570	0.6479
🎵 Last.fm	📺 PENS	0.6688	0.5217	0.6417	0.6024	0.2559	0.7530
📺 Books	📺 Netflix	0.7458	0.5815	0.7041	0.6576	0.2861	0.8183
📺 Netflix	📺 Books	0.7144	0.5544	0.6732	0.6279	0.2723	0.7901
📺 Books	🎵 Last.fm	0.6843	0.5417	0.6553	0.6196	0.2690	0.7688
🎵 Last.fm	📺 Books	0.6737	0.4782	0.6307	0.5871	0.2357	0.7659
📺 Netflix	🎵 Last.fm	0.7110	0.5660	0.6785	0.6417	0.2823	0.7916
🎵 Last.fm	📺 Netflix	0.7487	0.5902	0.7092	0.6657	0.2934	0.8239
🍷 Yelp							
📺 POG	📺 PENS	0.4937	0.4761	0.7172	0.6378	0.2227	0.8871
📺 PENS	📺 POG	0.5295	0.5086	0.7383	0.6575	0.2385	0.9011
📺 POG	📺 Netflix	0.5192	0.5164	0.7356	0.6576	0.2461	0.8985
📺 Netflix	📺 POG	0.5130	0.4964	0.7289	0.6572	0.2445	0.8998
📺 POG	📺 Books	0.5660	0.5535	0.7599	0.6842	0.2684	0.9166
📺 Books	📺 POG	0.5597	0.5421	0.7553	0.6813	0.2645	0.9152
📺 POG	🎵 Last.fm	0.4927	0.4765	0.7168	0.6465	0.2360	0.8917
🎵 Last.fm	📺 POG	0.5133	0.5043	0.7281	0.6559	0.2451	0.8938
📺 PENS	📺 Books	0.5859	0.5732	0.7695	0.6981	0.2815	0.9208
📺 Books	📺 PENS	0.5249	0.5097	0.7358	0.6605	0.2461	0.9022
📺 PENS	📺 Netflix	0.5186	0.5078	0.7340	0.6587	0.2476	0.9009
📺 Netflix	📺 PENS	0.5138	0.5029	0.7303	0.6552	0.2437	0.9002
📺 PENS	🎵 Last.fm	0.5077	0.4995	0.7262	0.6482	0.2365	0.8930
🎵 Last.fm	📺 PENS	0.5218	0.5019	0.7321	0.6595	0.2441	0.9003
📺 Books	📺 Netflix	0.5062	0.5105	0.7294	0.6543	0.2467	0.8953
📺 Netflix	📺 Books	0.5725	0.5635	0.7640	0.6909	0.2752	0.9175
📺 Books	🎵 Last.fm	0.5089	0.4963	0.7266	0.6568	0.2453	0.8972
🎵 Last.fm	📺 Books	0.5754	0.5628	0.7657	0.6939	0.2770	0.9220
📺 Netflix	🎵 Last.fm	0.4825	0.4684	0.7091	0.6412	0.2320	0.8850
🎵 Last.fm	📺 Netflix	0.4950	0.4885	0.7211	0.6491	0.2412	0.8955

Table 9: Performance comparison in multi-domain recommendation scenario, with the evaluation metrics. Experiments are conducted on the 📖 Good. and 🎵 CDs datasets. We bold the best results for each metric.

First Step	Second Step	AUC	nDCG@1	nDCG@5	MRR	Recall@1	Recall@5
📖 Good.							
📖 POG	📖 PENS	0.5659	0.2801	0.4068	0.4011	0.1319	0.5098
📖 PENS	📖 POG	0.5632	0.2638	0.4017	0.3902	0.1224	0.5006
📖 POG	📺 Netflix	0.5631	0.2773	0.4025	0.3992	0.1322	0.5060
📺 Netflix	📖 POG	0.5690	0.2705	0.4091	0.4026	0.1316	0.5236
📖 POG	📖 Books	0.5700	0.2913	0.4137	0.4081	0.1391	0.5173
📖 Books	📖 POG	0.5822	0.3072	0.4315	0.4214	0.1483	0.5418
📖 POG	🎵 Last.fm	0.5858	0.2866	0.4311	0.4247	0.1420	0.5541
🎵 Last.fm	📖 POG	0.5540	0.2752	0.3944	0.3972	0.1339	0.4980
📖 PENS	📖 Books	0.6024	0.3263	0.4463	0.4380	0.1604	0.5559
📖 Books	📖 PENS	0.5947	0.3389	0.4488	0.4387	0.1619	0.5490
📖 PENS	📺 Netflix	0.5810	0.3013	0.4289	0.4209	0.1475	0.5383
📺 Netflix	📖 PENS	0.5721	0.2969	0.4172	0.4155	0.1434	0.5228
📖 PENS	🎵 Last.fm	0.5375	0.2373	0.3741	0.3605	0.0994	0.4657
🎵 Last.fm	📖 PENS	0.5728	0.2925	0.4182	0.4143	0.1408	0.5236
📖 Books	📺 Netflix	0.5950	0.3267	0.4455	0.4354	0.1596	0.5504
📺 Netflix	📖 Books	0.5973	0.3559	0.4529	0.4440	0.1743	0.5487
📖 Books	🎵 Last.fm	0.5864	0.3162	0.4433	0.4342	0.1567	0.5616
🎵 Last.fm	📖 Books	0.5953	0.3181	0.4452	0.4346	0.1552	0.5588
📺 Netflix	🎵 Last.fm	0.5743	0.2949	0.4227	0.4212	0.1463	0.5397
🎵 Last.fm	📺 Netflix	0.5748	0.3099	0.4234	0.4224	0.1526	0.5294
🎵 CDs							
📖 POG	📖 PENS	0.5225	0.5763	0.7969	0.7180	0.2760	0.9523
📖 PENS	📖 POG	0.5140	0.5798	0.7964	0.7105	0.2706	0.9515
📖 POG	📺 Netflix	0.5254	0.5911	0.8011	0.7250	0.2865	0.9537
📺 Netflix	📖 POG	0.5237	0.5805	0.7978	0.7238	0.2861	0.9544
📖 POG	📖 Books	0.5517	0.6209	0.8137	0.7394	0.3027	0.9584
📖 Books	📖 POG	0.5563	0.6182	0.8126	0.7418	0.3030	0.9557
📖 POG	🎵 Last.fm	0.4947	0.5583	0.7864	0.7129	0.2763	0.9495
🎵 Last.fm	📖 POG	0.5098	0.5785	0.7941	0.7184	0.2840	0.9515
📖 PENS	📖 Books	0.5551	0.6242	0.8156	0.7443	0.3078	0.9591
📖 Books	📖 PENS	0.5340	0.5878	0.8029	0.7276	0.2854	0.9553
📖 PENS	📺 Netflix	0.5366	0.5969	0.8038	0.7326	0.2941	0.9534
📺 Netflix	📖 PENS	0.5293	0.5829	0.8001	0.7259	0.2845	0.9548
📖 PENS	🎵 Last.fm	0.5023	0.5619	0.7910	0.7171	0.2756	0.9511
🎵 Last.fm	📖 PENS	0.5263	0.5866	0.7974	0.7258	0.2879	0.9497
📖 Books	📺 Netflix	0.5387	0.6029	0.8064	0.7337	0.2948	0.9555
📺 Netflix	📖 Books	0.5602	0.6296	0.8170	0.7453	0.3100	0.9590
📖 Books	🎵 Last.fm	0.5039	0.5656	0.7886	0.7174	0.2809	0.9477
🎵 Last.fm	📖 Books	0.5654	0.6278	0.8190	0.7492	0.3114	0.9625
📺 Netflix	🎵 Last.fm	0.5098	0.5785	0.7941	0.7184	0.2840	0.9515
🎵 Last.fm	📺 Netflix	0.5259	0.5927	0.8001	0.7298	0.2942	0.9522