

PAPER

Deep Learning Based Concurrency Bug Detection and Localization

Zuocheng Feng¹, Kaiwen Zhang¹, Miaomiao Wang³, Yiming Cheng¹,
Yuandao Cai², Xiaofeng Li³ and Guanjin Liu^{1,*}

¹The Key Laboratory of Embedded System and Service Computing of Ministry of Education, Tongji University, 201804, Shanghai, China,

²Hong Kong University of Science and Technology, Hong Kong University, 999077, Hong Kong, China and ³The Space Optoelectronic Measurement and Perception Lab, Beijing Institute of Control Engineering, Street, 100086, Beijing, China

*Corresponding author. liuguanjin@tongji.edu.cn

FOR PUBLISHER ONLY Received on Date Month Year; revised on Date Month Year; accepted on Date Month Year

Abstract

Concurrency bugs, caused by improper synchronization of shared resources in multi-threaded or distributed systems, are notoriously hard to detect and thus compromise software reliability and security. The existing deep learning methods face three main limitations. First, there is an absence of large and dedicated datasets of diverse concurrency bugs for them. Second, they lack sufficient representation of concurrency semantics. Third, binary classification results fail to provide finer-grained debug information such as precise bug lines. To address these problems, we propose a novel method for effective concurrency bug detection as well as localization. We construct a dedicated concurrency bug dataset to facilitate model training and evaluation. We then integrate a pre-trained model with a heterogeneous graph neural network (GNN), by incorporating a new Concurrency-Aware Code Property Graph (CCPG) that concisely and effectively characterizes concurrency semantics. To further facilitate debugging, we employ SubgraphX, a GNN-based interpretability method, which explores the graphs to precisely localize concurrency bugs, mapping them to specific lines of source code. On average, our method demonstrates an improvement of 10% in accuracy and precision and 26% in recall compared to state-of-the-art methods across diverse evaluation settings.

Key words: Concurrency, Bug Detection, Bug Localization, Deep Learning

Introduction

Concurrency bugs are caused by access to shared resources in a multi-threaded environment without proper synchronization control. Concurrent programs are prone to bugs due to the challenges of writing concurrent programs and the non-determinism of concurrent program execution. Concurrency issues, such as memory contention, pose significant risks to system integrity, resulting in data corruption, undefined behavior, and potential security breaches. Classical static and dynamic analysis methods [1, 2, 3, 4, 5] have been proposed to detect concurrency bugs. However, static analysis is typically inaccurate with many false alarms, while dynamic analysis has low recall and code coverage.

Recent studies have leveraged deep learning (DL) to identify potential concurrency bugs in source code [6, 7, 8, 9]. DL for bug detection (binary classification task to determine whether a bug exists or not) and localization (down to the specific lines of code) are typically divided into token-based and graph-based methods. Token-based approaches process input data by splitting it into tokens as the basic unit for representation and computation. Graph-based methods use GNNs to model program structures.

However, current DL methods face three key limitations: (i) insufficient representation of concurrency semantics; (ii) lacking specialized datasets for concurrency bugs; and (iii) binary outputs that fail to pinpoint fine-grained debug information like exact bug locations.

First, current token-based and graph-based methods cannot model concurrency semantics effectively. Token-based methods struggle to capture concurrency semantics and model complex thread interactions due to their reliance on sequential representations, while graph-based methods, despite leveraging structural code information, face challenges in accurately expressing intricate concurrency relationships.

On the one hand, a novel token-based approach named DeepRace [6], utilizes a Convolutional Neural Network (CNN) to detect data race in OpenMP and POSIX source code. However, DeepRace only considers the node type of the unfolded Abstract Syntax Tree (AST) in its sequence, which causes a loss of concurrency semantic information and leads to inaccurate detection. Thapa et al. [10] use Transformer-based methods to detect bugs in sliced and functional code. However, the model fails to capture the structural semantics and syntax of source code.

On the other hand, in contrast to token-based methods, graph-based approaches better capture relationships between nodes in source code. Graphical representations such as AST, Control Flow Graph (CFG), Program Dependency Graph (PDG), and Code Property Graph (CPG) [11] are common forms of graphical representations used to analyze program structure. Although graph-based methods [12, 13, 14, 15] have demonstrated significant success in bug detection, they often overlook the inherent concurrency relationships within programs. The expressive power of graph-based representations is limited, making it difficult to model complex concurrency patterns such as thread interactions and hierarchical locking mechanisms. Large-scale program graphs often include noise and redundant information, obscuring critical features and hindering learning. As a result, existing graph-based methods also suffer from limited generalizability and scalability.

Second, current DL approaches for bug detection focus primarily on binary classification. As a result, binary classification models in concurrency bug detection hinder further debugging by not being able to provide precise bug locations or detailed insights for developers. Furthermore, the location of a detected bug does not always correspond to the presence of an actual bug, which can result in numerous false positives.

Third, besides the above limitations, there is a significant challenge lies in the scarcity of high-quality concurrency bug datasets. Existing work on concurrency bug detection using DL methods [6, 8, 9] is limited and lacks a standardized dataset. Moreover, existing approaches rely solely on data race detection, limiting their effectiveness in capturing broader concurrency issues. The DeepRace dataset lacks location labels; the other datasets address general bugs, and there is currently no specialized dataset for various concurrency bugs.

In this paper, we develop Convul, a novel concurrency bug detection method that integrates the pre-trained model for node embedding and Relational Graph Convolution Network (RGCN) [16] for bug detection. Our approach combines the semantic understanding of pre-trained models with the relational reasoning power of RGCN, allowing Convul to achieve superior performance in detecting complex bugs with high precision and recall.

First, to address the limitation of existing DL methods in effectively modeling concurrency semantics, we propose Concurrency-Aware Code Property Graph (CCPG), which extends the traditional CPG (a graph representation of the program obtained by merging its AST, CFG and PDG) by incorporating concurrency semantics. We enhance the semantic information of the original CPG by constructing blocking nodes and edges associated with synchronization primitives.

Second, we extract a total of 41,317 concurrency bug instances from Diversevul, Big-Vul, SARD, and DeepRace, followed by a manual review to verify that the records accurately correspond to concurrency bugs. To the best of our knowledge, this is the first dataset specifically designed to detect concurrency-related bugs. Additionally, we identify Common Vulnerabilities and Exposures (CVEs) and CWEs associated with concurrency issues to better understand the characteristics of concurrency bugs and filter out concurrency-related cases from general bugs.

Finally, to address the limitation that binary classification models cannot provide fine-grained information, we propose a novel bug localization model that leverages SubgraphX [17] to accurately pinpoint bugs in source code. To enhance the algorithm's efficiency, we optimize the objective function for

identifying the optimal subgraph and prioritize the search for concurrency-related subgraphs. Our approach effectively captures the intricate graph structural relationship and offers structured and insightful explanations through subgraph analysis.

We compare Convul against eight state-of-the-art (SOTA) DL bug detection methods and five SOTA DL bug localization methods.

The contributions of this paper are as follows:

- We create a dataset for concurrency bugs. The dataset focuses on precise bug localization, while the data extraction method maps CWEs to concurrency categories, improving detection and analysis.
- We propose CCPG to address the deficiency in modeling concurrency semantics in existing bug detection methods, which enhances the expressiveness of CPG by incorporating detailed concurrency relationships. CCPG improves the detection of concurrency-related bugs.
- We propose Convul, a novel approach that integrates CodeBERT [18] with RGCN. The integration leverages CodeBERT's semantic understanding and RGCN's structural relationship modeling, enhancing the accuracy and robustness of bug detection.
- We propose a novel bug localization module integrated with Convul, which offers structured location information of concurrency bugs through connected subgraphs and ensures that the predictive performance of the model remains robust and unimpaired.

Experiments show that Convul significantly outperforms existing methods in concurrency bug detection and localization, achieving a detection F1-score of 86% and a localization Intersection over Union (IoU) of 15%, compared to 73% and 10% respectively for the best alternative method.

Method

Figure 1 illustrates the overall framework of our approach. First, we construct CCPGs by extending traditional CPGs to incorporate concurrency-specific attributes. Second, we design a graph embedding method that integrates GNNs with pre-trained models to enhance detection and localization capabilities. Finally, we integrate the interpretable method SubgraphX into the GNN, leveraging Monte Carlo Tree Search (MCTS) to identify subgraphs containing nodes with bugs for precise bug localization.

Dataset

In this subsection, the method for extracting datasets for concurrency bugs will be introduced.

CVE-2024-50066 [26], contains detailed information about a bug linked to a unique CVE ID. The initial screening process identifies concurrency-related CVE records based on the presence of specific keywords within their descriptions. The keywords include terms such as lock, deadlock, mutex, spinlock, semaphore, synchronization, thread, multi-thread, multiple-threads, concurrency, concurrent, parallel, atomicity, order violation, race, among others. The process yields a CVE list spanning from 1999 to 2024, consisting of 1,345 CVE records. For CWE records, the analysis focuses on CWE-1401 [27]. Currently, there are 37 records classified under CWE-1401.

To facilitate the filtering of concurrency bugs, we ensure that dataset entries include CWE or CVE labels. We thoroughly

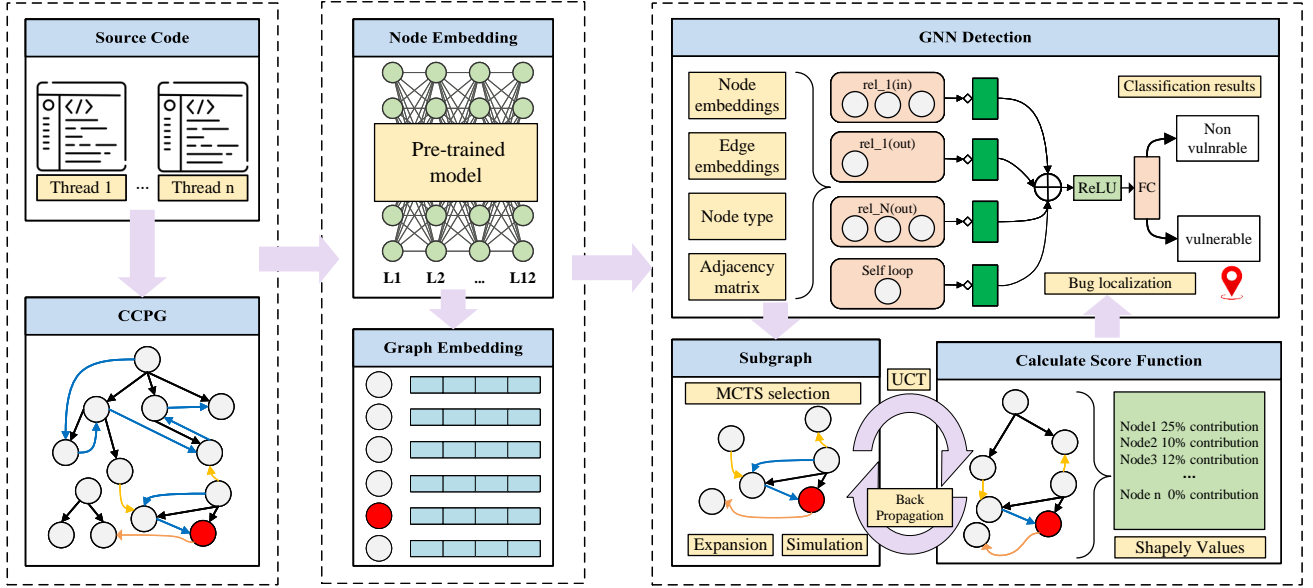


Fig. 1. Overview for Concurrency Bug Detection Framework

Table 1. Summary of bug Datasets

Dataset	Granularity	CWE/CVE ¹	Loc Info ²	Total
VulDeePecker [19]	Slice	✓	×	61,638
SeVC [20]	Slice	✓	×	420,627
FFMPeg+Qemu [12]	Function	×	×	27,318
DiverseVul [21]	Function	✓	×	330,492
BigVul [22]	Function	✓	✓	217,007
Reveal [23]	Function	×	×	22,734
D2A [24]	Trace	×	✓	1,314,276
SARD [25]	Function	✓	✓	426,654
DeepRace [6]	File	×	×	16,085

¹ Whether it contains the corresponding CWE or CVE tag.

² Whether it contains information about the location of bugs.

examine existing open-source bug detection datasets, as summarized in Table 1. These samples serve as the foundational elements driving our experimental research. The concurrency bugs extracted from Diversevul, Bigvul, SARD, and DeepRace can be consolidated to construct a novel concurrency bug dataset. Additionally, concurrency bugs extracted from BigVul and SARD can be used in bug localization. The distribution of the SARD dataset across concurrent CWEs is illustrated in Figure 2. The analysis of the data distribution presented in the figure indicates that the incidence of concurrency bugs is predominantly concentrated in the category of data races.

Code Representation with CCPG

A CPG represents a program as a unified graph obtained by merging its AST, CFG, and PDG at statement and predicate nodes. The resulting structure is a property graph, a model used in graph databases like Joern [28], where data is stored in nodes and edges as key-value pairs. Consequently, code property graphs can be stored in graph databases and queried using graph query languages, facilitating efficient analysis and manipulation.

Definition 1 A *Concurrency-Aware Code Property Graph* is a 2-tuple $G = (V, E)$, where: $V = \{V_{block} \cup V_{unblock}\}$ is a finite

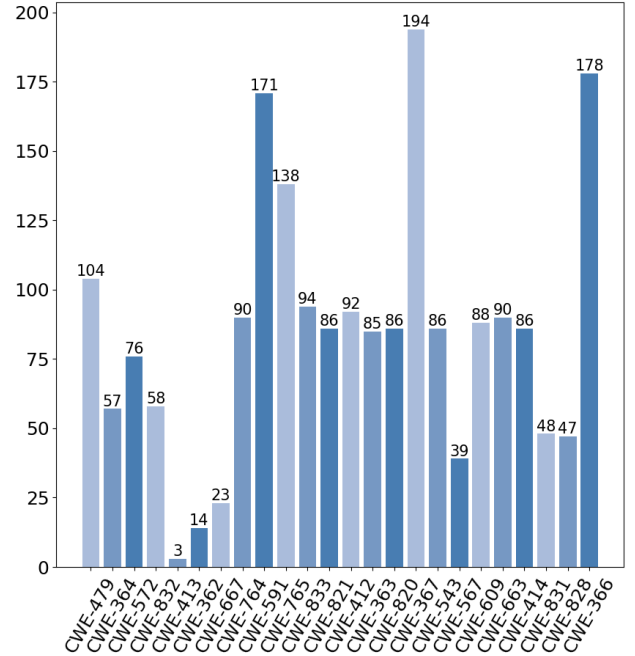


Fig. 2. Distribution of Concurrent Vulnerabilities by CWE in SARD

set of vertices, V_{block} is the set of vertices in the critical regions and $V_{unblock}$ is the set of vertices corresponding to operations that release synchronization primitives. $E = \{E_{cp} \cup E_{sync}\}$ is a finite set of edges, E_{sync} represents the set of edges associated with synchronization primitives and E_{cp} includes all edges from the CPG. $V \cap E = \emptyset$.

We extend the CPG to a CCPG by incorporating concurrency edges and blocking nodes, as detailed in Algorithm 1. First, all methods in the CPG are traversed to identify their entry and exit nodes, integrating complete method structures

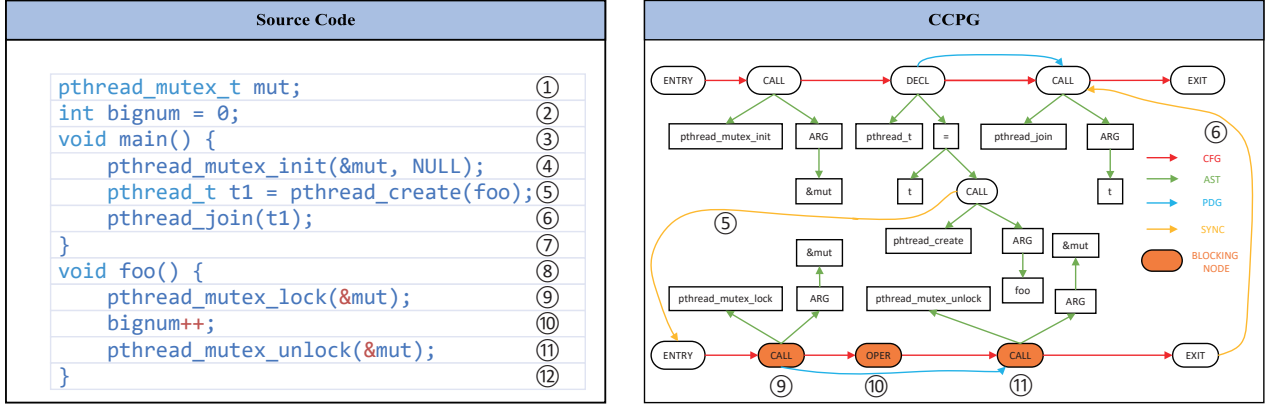


Fig. 3. An Example of CCPG

Algorithm 1 Simplified Algorithm for Creating CCPG**Input:** Code Property Graph $CPG = (G, E)$ **Output:** Concurrency-Aware Code Property Graph $CCPG$

```

1: Define synchronization primitives  $SP = \{\text{lock}, \text{unlock}\}$ 
2: Define thread control functions  $TCF = \{\text{create}, \text{join}\}$ 
3: Initialize function node map  $FN = f : (\text{start}, \text{last})$ 
4: for each function graph  $g \in CPG$  do
5:   Add start and end nodes  $(g_s, g_l)$  of  $g$  to  $FN$ 
6:   Add  $g$  to  $CCPG$ 
7: end for
8: for each  $g \in CCPG$  and  $v \in g$  do
9:   if  $v \in TCF.create$  then
10:    Add edge  $(v \rightarrow FN[g].s)$  to  $E_{sync}$ 
11:   else if  $v \in TCF.join$  then
12:    Add edge  $(FN[g].l \rightarrow v)$  to  $E_{sync}$ 
13:    Add  $v$  to  $V_{block}$ 
14:   else if  $v \in SP.lock$  then
15:    Track  $v$  as a lock/unlock node to  $V_{block}$ 
16:    Add edge  $(v_1 \in V_{lock} \rightarrow v_2 \in V_{unlock})$  to  $E_{sync}$ 
17:   end if
18: end for
19: return  $CCPG$ 

```

into the CCPG. Next, the call graph is analyzed to detect calls to POSIX functions such as *pthread_create* and *pthread_join*. The convergence edges are established from the caller to the specific thread function extracted from *pthread_create*, while the edges are directly connected to *pthread_join* due to the lack of function-specific information and pointer analysis capabilities in Joern. Finally, within each method's CFG, critical sections are identified by traversing paths between *pthread_mutex_lock* and *pthread_mutex_unlock*. Nodes along these paths are marked as blocking nodes, and their corresponding edges are labeled as concurrency edges to reflect synchronization behavior. CCPG enhanced by additional nodes and edges offers a comprehensive representation of concurrency, facilitating more effective analysis of multi-threaded programs and detection of potential concurrency issues.

An example of a transformation is shown in Figure 3, with part of the code on the left that creates a thread in the main function to manipulate global variables *bignum*, which is performed in the critical section.

Algorithm 2 Concurrency bug Detection Using CCPG**Input:** CCPG $G = (V, E)$.**Output:** Graph Representation \mathcal{R}_G at layer l .

```

1: Input Graph Preprocessing:
2: Construct the CCPG with Algorithm 1.
3: ▷ Node Feature Embedding:
4: for all  $v \in V$  do
5:    $h_v^{(0)} \leftarrow \text{CodeBERT}(v)$ 
6: end for
7: ▷ Graph Representation Learning:
8: for  $l = 1, 2, \dots, L$  do
9:   for all  $v \in V$  do
10:    Update node embeddings following Eq.(2)
11:   end for
12: end for
13: ▷ Readout and Pooling:
14:  $\mathcal{R}_G \leftarrow \text{readout}(\{h_v^{(l)} : v \in V\})$ 
15: return  $\mathcal{R}_G$ .

```

Node and Graph Embedding

In this subsection, we initialize node embeddings with CodeBERT which effectively captures the semantic information of the code. After constructing CCPG, we transform the code tokens of each CCPG's node into a vector. Traditional embedding methods, such as word2vec [29], produce static embeddings where a word or node retains the same vector representation across all contexts, limiting the capture of nuanced semantic information. In contrast, using the pre-trained model CodeBERT to generate initial node embeddings enables the representation of richer semantic and syntactic information. In addition, CodeBERT can be fine-tuned to adapt to domain-specific data, enhancing its versatility. In a CCPG, there are nodes $N = \{n_1, n_2, \dots, n_n\}$ that correspond to the sequence of statements $S = \{s_1, s_2, \dots, s_n\}$. CodeBERT employs Byte Pair Encoding (BPE) for subword segmentation, effectively addressing the diverse range of programming language identifiers, such as variable and function names. BPE also captures similarities and distinctions among programming languages, making it well-suited for code representation tasks. The task for CodeBERT to generate node embeddings can be formalized as:

$$V_i = \text{CodeBERT}(\text{BPE}(s_i)) \quad (1)$$

where \mathcal{V}_i is final embedding of node n_i .

To represent edges as a two-dimensional matrix for input to the GNN, we employ the Coordinate Format (COO), a storage format optimized for sparse matrices. The COO format is typically represented as a triple (*row*, *column*, *data*), where *row* denotes the row index of a non-zero element, *column* specifies its column index, and *data* stores the value of the element. Nodes are assigned numerical indices using depth-first traversal (DFS).

RGCN Based Feature Learning

In this work, we adopt RGCN to handle the graph representations of concurrent program. we conclude the computation steps of RGCN with CCPG in Algorithm 2. In concurrency bug detection, the complexity and diversity of code structures present significant challenges for traditional static analysis methods, often hindering their ability to comprehensively identify potential security risks. RGCN, a heterogeneous GNN, is well-suited for detection task due to its capability to effectively process multiple types of graph data.

Considering the multiple relationships of heterogeneous graphs, the forward propagation of RGCN is formulated as:

$$h_i^{(l+1)} = \sigma \left(W_0^{(l)} h_i^{(l)} + \sum_{r \in \mathcal{R}} \sum_{j \in \mathcal{N}_i^r} \frac{1}{z_{i,r}} W_r^{(l)} h_j^{(l)} \right) \quad (2)$$

where \mathcal{R} is the set of all possible relation types and \mathcal{N}_i^r denotes the set of neighbor nodes of node i under relation r . $z_{i,r}$ is a normalization constant, W is the trainable weight matrix and $h_j^{(l)}$ is the embedding of neighboring node j at layer l .

For a L-layer GNN, representation \mathcal{R} of graph \mathbf{G}_k can be computed using readout function (e.g., mean pooling) as:

$$\mathcal{R}_k(\mathbf{G}_k) = \sigma \left(\frac{1}{N} \sum_{i=1}^N h_i^{l+1} \right) \quad (3)$$

Finally, we use a Multi-Layer Perception (MLP) followed by a softmax function to predict the probability P of a concurrency bug as follow:

$$P(\mathbf{G}_k) = \text{Softmax}(\text{MLP}(\mathcal{R}_k)) \quad (4)$$

Concurrency Bug Localization with SubgraphX

The graph-based interpretation model is a novel approach for locating concurrency bugs in source code. We use SubgraphX to build our bug localization model, aiming to identify important subgraphs to interpret the GNN model. The detail is shown in Algorithm 3. The subgraph illustrates nodes that we believe may have concurrency bugs.

Compared to GNNExplainer [30], which identifies discrete edges, SubgraphX provides more human-interpretable explanations by generating connected subgraphs. While SubgraphX does not necessarily reduce theoretical computational complexity, it improves practical efficiency in identifying important subgraphs by employing a MCTS strategy, which enables more scalable and interpretable explanations, especially in large-scale graph scenarios. We present a formal explanation of how SubgraphX works.

MCTS

SubgraphX employs MCTS as efficient search algorithm. SubgraphX constructs a search tree. The root node is associated

Algorithm 3 Graph-Based Concurrency Bug Localization with MCTS

Input: Graph $\mathcal{G} = (V, E)$, GNN model \mathcal{M} , max iterations B , parameters (λ, α, β) , sampling steps T .

Output: Subgraph \mathcal{G}_{max} indicative of concurrency bug.

```

1: Initialize  $\mathcal{S}_{max} \leftarrow 0$ ,  $\mathcal{T} \leftarrow$  empty tree, root  $\mathcal{N}_0$ .
2: Initialize  $Q(s, a) \leftarrow 0$ ,  $N(s, a) \leftarrow 0$ .
3: for  $t = 1$  to  $B$  do
4:    $\mathcal{N}_{cur} \leftarrow \mathcal{N}_0$ ,  $path \leftarrow [\mathcal{N}_0]$ .
5:   while  $\mathcal{N}_{cur}$  is not a leaf and  $|h(\mathcal{N}_{cur})| \leq \mathcal{S}_{max}$  do
6:     for pruning actions do
7:        $\mathcal{N}_{cur} \leftarrow \text{child}(\mathcal{N}_{cur}, a)$ .
8:        $S \leftarrow \text{CalculateShapley}(\mathcal{G}, h(\mathcal{N}_{cur}), \mathcal{M}, T)$ .
9:     end for
10:    select  $\mathcal{N}_{next}$  following (7).
11:     $\mathcal{N}_{cur} \leftarrow \mathcal{N}_{next}$ ,  $path \leftarrow path \cup \mathcal{N}_{next}$ .
12:  end while
13:  if  $S > \mathcal{S}_{max}$  then
14:     $\mathcal{S}_{max} \leftarrow S$ ,  $\mathcal{G}_{max} \leftarrow \mathcal{G}_{cur}$ .
15:  end if
16:  for each  $(s, a) \in path$  do
17:    Backpropagation following (10)(11).
18:  end for
19: end for
20: return  $\mathcal{G}_{max}$ .
```

with the input graph, while each other node corresponds to a connected subgraph. We define a node in a correspond search tree as \mathcal{N}_i while \mathcal{N}_0 denotes the root node. MCTS can be broadly categorized into four steps: Selection, Expansion, Simulation, and Backpropagation.

For a series of subgraphs $\{\mathcal{G}_1, \dots, \mathcal{G}_i, \dots, \mathcal{G}_n\}$ of the CCPG \mathcal{G} , our goal is to select a optimal subgraph \mathcal{G}_s^* which can be defined as:

$$\mathcal{G}_s^* = \underset{|\mathcal{G}_s| \leq N_{min}, \mathcal{G}_s \in \mathcal{G}}{\text{argmax}} S(\mathcal{M}(\cdot), \mathcal{G}, \mathcal{G}_s) \quad (5)$$

where $S(\cdot, \cdot)$ represents a scoring function used to assess the significance of a subgraph based on the trained GNNs and the provided input graph. N_{min} is an upper limit on subgraph size to ensure that the resulting explanations remain concise and avoid generating overly complex explanations. $\mathcal{M}(\cdot)$ denotes the classification prediction function of the GNN for subgraph \mathcal{G} which can be formulated as $\mathcal{M} : \mathcal{G} \mapsto \mathcal{Y}$ where \mathcal{Y} denotes the space of sample labels.

Since we aim to concentrate more on concurrency-related subgraphs, we establish a parameter θ that denotes the number of edges N_{ce} with synchronization primitives and the number of blocking nodes N_{bn} within the graph. The parameter θ can be defined as:

$$\theta = \alpha N_{ce} + \beta N_{bn} \quad (6)$$

where α and β are hyperparameters. At the selection stage, starting from the root node, we recursively select child nodes until we reach a leaf node. We assume that the subgraph is derived from \mathcal{G}_i through the pruning operation a_j . For pair (s_i, a_j) of state s_i and pruning action a_j , the action selection criterion for a state s_i with node n_i and subgraph \mathcal{N}_i is defined as:

$$a_j^* = \underset{a_j}{\text{argmax}} Q(s_i, a_j) + (\theta + 1)U(s_i, a_j) \quad (7)$$

$$Q(s_i, a_j) = W(s_i, a_j) / C(s_i, a_j) \quad (8)$$

$$U(s_i, a_j) = \lambda S(\mathcal{M}(\cdot), \mathcal{G}, \mathcal{G}_j) \frac{\sqrt{\sum_k C(s_i, a_k)}}{1 + C(s_i, a_j)} \quad (9)$$

where $W(s_i, a_j)$ is the total reward for all (s_i, a_j) visits. $C(s_i, a_j)$ represents the count of selections for pruning action a_j at node \mathcal{N}_i . λ is a hyperparameter for balancing trade-offs between current and unexplored nodes.

In the expansion phase, if the selected leaf node \mathcal{N}_l has not been visited previously, it is expanded. A subgraph corresponding to \mathcal{N}_l is obtained through a search and sampling process. In the simulation phase, for each node in expand nodes, we pruning it and get the remaining subgraph. We calculate score function S for each subgraph. In the back propagation phase, we update the cumulative rewards and the number of visits to the node as:

$$C(s_i, a_j) = C(s_i, a_j) + 1 \quad (10)$$

$$W(s_i, a_j) = W(s_i, a_j) + S(\mathcal{M}(G_l), \mathcal{G}, \mathcal{G}_i) \quad (11)$$

Compute Score Function with Shapley Value

Shapley value is a concept from cooperative game theory that assigns a fair contribution value to each player (or feature) based on their marginal contribution to all possible coalitions, providing a method for distributing rewards or costs among participants. Shapley values enhance the interpretability of model predictions by equalizing the contributions of individual subgraphs to the model's outputs. In the L -layer GNN, the subgraph \mathcal{G}_i with nodes $\{v_1, v_2, \dots, v_k\}$ will interact with its neighbors for L -hops. Let r represent the number of nodes within the L -hop neighborhood of the subgraph G . The set of players is defined as $P = \{\mathcal{G}_i, v_{k+1}, \dots, v_r\}$. SubgraphX uses Shapley value to calculate score function. Shapley values were used to quantify the effect of subgraphs on the model's predictions. Here Shapley value is defined as:

$$\varphi(\mathcal{G}_i) = \sum_{S \subseteq P \setminus \{\mathcal{G}_i\}} \binom{|P| - 1}{|S|} (\mathcal{M}(S \cup \{\mathcal{G}_i\}) - \mathcal{M}(S)) \quad (12)$$

where S is the possible federated set of participants (excluding \mathcal{G}_i). $\binom{n}{k}$ denotes the binomial coefficient.

Furthermore, the Shapley value $\varphi(\mathcal{G}_i)$ is calculated by considering the neighboring nodes in L -hop, and the Monte-Carlo sampling is used to calculate $\varphi(\mathcal{G}_i)$. In the sampling step denoted as i , we select a coalition set S_i from the player set of and calculate its edge contribution as $\mathcal{M}(S_i \cup \{\mathcal{G}_i\}) - \mathcal{M}(S_i)$. We average the results of total T sampling steps. The final Shapley value can be obtained from the equation as:

$$\varphi(\mathcal{G}_i) = \frac{1}{T} \sum_{t=1}^T (\mathcal{M}(S_i \cup \{\mathcal{G}_i\}) - \mathcal{M}(S_i)) \quad (13)$$

Experiments

Our experimental setup was conducted on a system running Ubuntu 23.10, equipped with a 12th Gen Intel(R) Core(TM) i9-12900K CPU and a GeForce RTX 3090 Ti GPU. In this section, we present the experimental results and address four key research questions:

Table 2. Comparison with Detection Baselines

Dataset	Model	Acc	Pre	Re	F1
DeepRace	DeepRace	70.38	69.68	76.97	73.14
	SySeVR	60.03	58.25	62.89	60.48
	Devign	52.47	54.00	51.92	52.94
	ReGVD	58.62	57.93	58.92	58.42
	Reveal	53.92	48.68	59.84	53.69
	Linevul	64.33	57.92	92.75	71.30
	CodeBERT	66.11	62.54	81.60	70.81
	GraphCodeBERT	67.35	84.89	39.67	54.07
	Convul w/o CCPG	61.83	70.03	77.34	73.50
	Convul w/ CCPG	75.68	78.32	94.60	85.69

- **RQ1** How does Convul compare to existing concurrency bug detection and other general bug detection models?
- **RQ2** What is the impact of different node embedding models and GNNs on the experimental results?
- **RQ3** Does CCPG improve the effectiveness of concurrency bug detection?
- **RQ4** How does our model compare to other bug localization models?

Evaluation Metrics

For detection metrics, we follow the evaluation metrics from prior bug detection research [31] using *Accuracy* (Acc), *Precision* (Pre), *Recall* (Re) and *F1-score* (F1). For localization metrics, we use *IoU* to measure the extent of nodes overlap between the subgraph \mathcal{G}_{pred} predicted by the model and the actual set of vulnerable nodes \mathcal{G}_{true} . The calculation of *IoU* can be expressed as follows:

$$IoU = \frac{1}{n} \sum_{i=1}^n \frac{|\mathcal{G}_{pred} \cap \mathcal{G}_{true}|}{|\mathcal{G}_{pred} \cup \mathcal{G}_{true}|} \quad (14)$$

where n is the number of graph data samples. Moreover, a subgraph \mathcal{G}_i is considered accurately localized if it contains at least one bug node, indicating a correct interpretation. The accuracy is defined as the ratio of accurately localized subgraphs to the total number of subgraphs.

Comparison with Detection Baselines (RQ1)

We compare Convul with existing token-based and graph-based methods for bug detection. The experimental results are shown in Table 2. On the file-level DeepRace's dataset, Convul demonstrates superior performance, improving accuracy, recall, and F1-score by 17%, 9%, and 12%, respectively, compared to the SOTA graph-based approach while Convul also performs superior to the token-based baseline methods. For baselines, we select a diverse set of models, including five token-based methods (SySeVR [20], Linevul [32], CodeBERT, GraphCodeBERT [33] and DeepRace) and four graph-based methods (i.e., DeepWukong [13], Devign [12], ReGVD [14] and Reveal). The parameter settings for the CodeBERT and GraphCodeBERT are based on this work [10].

For token-based baselines, SyseVR extracts bug-related syntax characteristics through program slicing. However, the slicing-based approaches primarily focus on sensitive APIs, arrays, pointers, and expressions, with no slicing capabilities for concurrency bugs involving shared variables. Transformer-based methods achieved over 90% accuracy on merged function-level datasets as showed in Table 3, while they perform poorly on the standard C/C++ concurrency code dataset DeepRace.

Table 3. Transformer-based model’s performance

Dataset	Model	Acc	Pre	Re	F1
merged dataset ¹	Linevul	95.25	90.65	75.67	82.48
	CodeBERT	95.32	92.31	75.00	80.35
	Graphcodebert	93.03	90.62	78.56	82.76

¹ merged from Diversevul, Big-Vul and SARD

Table 4. Performance with different embedding models

GNN	Embedding Model	Acc	Pre	Re	F1
RGCN	doc2vec	76.28	74.37	80.56	77.34
	word2vec	80.08	77.29	76.81	77.04
	CodeBERT	84.90	88.12	80.31	84.03
	GraphCodeBERT	82.18	81.08	86.96	89.91

Table 5. Performance with different GNNs

Embedding Model	GNN	Acc	Pre	Re	F1
CodeBERT	GCN	73.42	75.65	74.59	75.11
	GAT	79.68	76.52	79.33	77.89
	RGCN	84.90	88.12	80.31	84.03

The Transformer-based seq2seq model exhibits limitations in concurrency bug detection due to its inability to effectively capture complex dependencies and context-specific interactions between concurrent execution paths, leading to suboptimal performance in identifying vulnerabilities in parallel or multi-threaded code structures.

For graph-based baselines, models like Devign and ReGVD are limited to function-level inputs and can’t accommodate file-level data. For such models, we use main entry functions as inputs. In contrast, Convul supports input at all levels of granularity, including slice, function, and file level.

Different GNNs and Embedding Models Combination (RQ2)

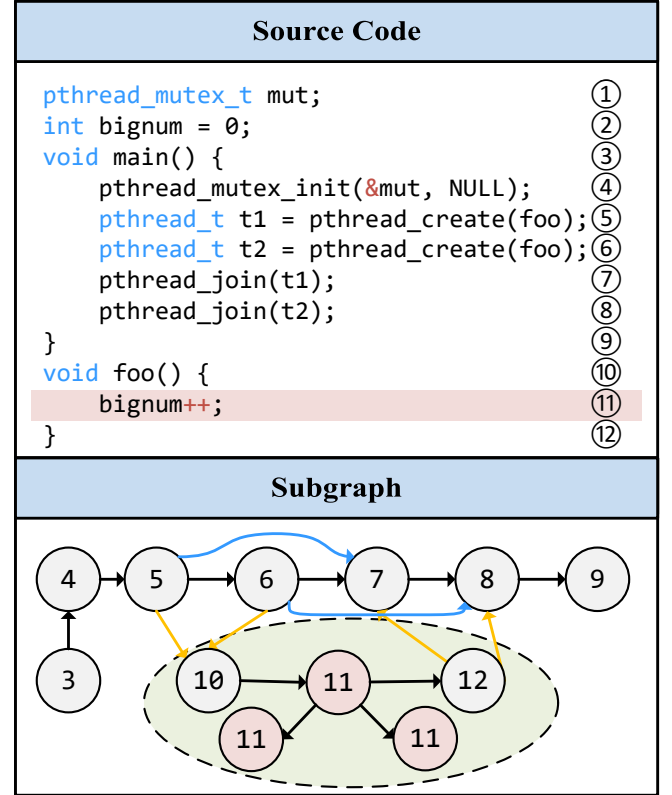
To verify the impact of different GNNs on the bug detection task, we conduct comparative experiments on three different GNNs, include Graph Convolutional Network (GCN) [34], Graph Attention Network (GAT) [35] and RGCN. And we compare the detection results on four different node embedding models, include doc2vec [36], word2vec, CodeBERT and GraphCodeBERT. Both doc2vec and word2vec are configured with a vector dimension of 100, while the two BERT-based models utilize an embedding dimension of 768. The results are shown in Table 4. Among the embedding models, CodeBERT achieved the highest precision at 88.12%. It is evident that pre-trained models are more suitable for code embedding than the traditional word2vec and doc2vec models. Then we compare our model’s performance using different GNNs, as shown in Table 5. RGCN achieves an accuracy of 84.90%, outperforming both GCN and GAT. RGCN effectively captures the features of concurrency heterogeneous relationship by utilizing weight matrices for various relation types, enabling the independent modeling of each relation.

Impact of CCPG (RQ3)

We conduct an ablation study to evaluate the impact of incorporating CCPG on the performance of the CodeBERT and GNN framework for concurrency bug detection on DeepRace POSIX dataset based on Table 2. Specifically, we compared the results obtained with and without the inclusion of CCPG in the

Table 6. Convul’s Performance with Localization Baselines

Model	Big-Vul		SARD	
	Acc	IoU	Acc	IoU
Linevul	81.32	9.60	67.58	7.42
Devign	79.45	6.89	45.97	3.85
VulDeeLocator	\	\	70.07	5.91
VulChecker	85.68	8.80	71.58	6.50
IVDetect	87.90	9.91	76.12	7.62
Convul	88.30	14.50	79.68	12.57

**Fig. 4.** Detection and Localization Motivating Example

graph-based representation. The results show an improvement of at least 8.29% in Acc, Pre, Re and F1 when CCPG is applied. Constructing concurrency relationships on the CPG to form a CCPG is effective for concurrency bug detection, as this approach captures the complex interdependencies and execution order of different threads, enabling more accurate identification of potential race conditions and synchronization issues.

Comparison with Localization Baselines (RQ4)

We conduct comparative experiments using various bug localization models. The experimental results are shown in Table 6. Our detection experiments incorporate two baseline models: LineVul and Devign. Both models support bug localization, enabling a direct comparison of their performance with other SOTA models. We compare our model with other up-to-date baselines as follows:

- **VulDeeLocator** [37]: a Bidirectional Recurrent Neural Network (BiRNN) based model by intermediate representation (IR) to locate vulnerable lines of code. It uses a slicing method similar to SySeVR.
- **VulChecker** [38]: A graph-based neural network that utilizes Structure2Vec to identify subgraphs corresponding to real bugs. Nodes in the enriched program dependency graph (ePDG) are represented using LLVM [39] IR.
- **IVDetect** [40]: Subgraphs are selected by interpreting the classification results of Graph Convolution Network with feature-attention (FA-GCN) using an interpretable method GNNExplainer [30] to locate vulnerable nodes.

For Linevul and Devign, we utilize the line of code and the node with the highest predicted probability, respectively as the results for bug localization. Based on Big-Vul and SARD, we conduct two datasets including bug localization labels in our experiments. Across different localization methods, our model consistently outperforms others, including GNNExplainer which is used in IVDetect, achieving a 4.5% improvement in *IoU*. In contrast, line-level localization methods like Linevul may only provide isolated code line information, which makes it challenging to deliver a comprehensive analytical perspective. Our model generally performs better on Big-Vul, demonstrating at least an 11% improvement in accuracy and a minimum of 2.18% improvement in *IoU*.

Concurrency bug patterns are frequently linked to particular code structures, and our experiments demonstrate that the SubgraphX effectively captures these structures. Figure 4 presents an example (data race) in which multiple nodes have been identified as containing concurrency bugs. Utilizing subgraph representations allows for a more intuitive visualization of bugs and their affected components, thereby enhancing the interpretability of detection results.

Concurrency bugs often arise from interactions across multiple nodes forming subgraphs, rather than isolated nodes. By prioritizing the exploration of subgraphs likely to exhibit concurrency patterns, Convul enhances efficiency and reduces computational overhead. The approach enables precise and interpretable localization of vulnerable code regions by effectively capturing complex code dependencies in multi-threaded contexts, outperforming traditional methods.

Conclusion

We propose Convul, a DL based approach for concurrency bug detection and localization that leverages CodeBERT, RGCN, and SubgraphX. On average, Convul demonstrates an significant improvement compared to alternative methods across diverse evaluation settings for concurrency bug detection and localization. Convul transforms each concurrent program into a CCPG with a representation of the concurrency relationship. Our approach demonstrates the effectiveness of static program analysis combined with DL methods. The limitation is that the algorithm for concurrency edges is only applicable to C/C++ multi-threaded programs.

DATA AVAILABILITY

The data underlying this article will be shared on reasonable request to the corresponding author.

References

1. Guanjun Liu, Mengchu Zhou, and Changjun Jiang. Petri net models and collaborativeness for parallel processes with resource sharing and message passing. *ACM Trans. Embed. Comput. Syst.*, 16(4), May 2017.
2. Guanjun Liu, Changjun Jiang, and Mengchu Zhou. Time-soundness of time petri nets modelling time-critical systems. *ACM Trans. Cyber-Phys. Syst.*, 2(2), May 2018.
3. Yuandao Cai, Peisen Yao, and Charles Zhang. Canary: practical static detection of inter-thread value-flow bugs. In *Proceedings of the 42nd ACM SIGPLAN International Conference on Programming Language Design and Implementation*, PLDI 2021, page 1126–1140, New York, NY, USA, 2021. Association for Computing Machinery.
4. Yuandao Cai, Chengfeng Ye, Qingkai Shi, and Charles Zhang. Peahen: fast and precise static deadlock detection via context reduction. In *Proceedings of the 30th ACM Joint European Software Engineering Conference and Symposium on the Foundations of Software Engineering*, ESEC/FSE 2022, page 784–796, New York, NY, USA, 2022. Association for Computing Machinery.
5. Yan Cai, Hao Yun, Jinqiu Wang, Lei Qiao, and Jens Palsberg. Sound and efficient concurrency bug prediction. In *Proceedings of the 29th ACM Joint Meeting on European Software Engineering Conference and Symposium on the Foundations of Software Engineering*, ESEC/FSE 2021, page 255–267, New York, NY, USA, 2021. Association for Computing Machinery.
6. Ali TehraniJamsaz, Mohammed Khaleel, Reza Akbari, and Ali Jannesari. Deeprace: A learning-based data race detector. In *2021 IEEE International Conference on Software Testing, Verification and Validation Workshops (ICSTW)*, pages 226–233. IEEE, 2021.
7. Yang Zhang, Huan Liu, and Liu Qiao. Context-sensitive data race detection for concurrent programs. *IEEE Access*, 9:20861–20867, 2021.
8. Yang Zhang, Jiali Yan, Liu Qiao, and Hongbin Gao. A novel approach of data race detection based on cnn-bilstm hybrid neural network. *Neural Comput. Appl.*, 34(18):15441–15455, September 2022.
9. Le Chen, Xianzhong Ding, Murali Emani, Tristan Vanderbruggen, Pei-Hung Lin, and Chunhua Liao. Data race detection using large language models. In *Proceedings of the SC '23 Workshops of The International Conference on High Performance Computing, Network, Storage, and Analysis*, SC-W '23, page 215–223, New York, NY, USA, 2023. Association for Computing Machinery.
10. Chandra Thapa, Seung Ick Jang, Muhammad Ejaz Ahmed, Seyit Camtepe, Josef Pieprzyk, and Surya Nepal. Transformer-based language models for software vulnerability detection. In *Proceedings of the 38th Annual Computer Security Applications Conference*, ACSAC '22, page 481–496, New York, NY, USA, 2022. Association for Computing Machinery.
11. F. Yamaguchi, N. Golde, D. Arp, and K. Rieck. Modeling and discovering vulnerabilities with code property graphs. In *2014 IEEE Symposium on Security and Privacy*, pages 590–604, 2014.
12. Yaqin Zhou, Shangqing Liu, Jingkai Siow, Xiaoning Du, and Yang Liu. Devign: effective vulnerability identification by learning comprehensive program semantics via graph neural networks. Curran Associates Inc., Red Hook, NY, USA, 2019.

13. Xiao Cheng, Haoyu Wang, Jiayi Hua, Guoai Xu, and Yulei Sui. Deepwukong: Statically detecting software vulnerabilities using deep graph neural network. *ACM Trans. Softw. Eng. Methodol.*, 30(3), April 2021.
14. Van-Anh Nguyen, Dai Quoc Nguyen, Van Nguyen, Trung Le, Quan Hung Tran, and Dinh Phung. Regvd: revisiting graph neural networks for vulnerability detection. In *Proceedings of the ACM/IEEE 44th International Conference on Software Engineering: Companion Proceedings*, ICSE '22, page 178–182, New York, NY, USA, 2022. Association for Computing Machinery.
15. Yuanhai Fan, Chuanhao Wan, Cai Fu, Lansheng Han, and Hao Xu. Vdotr: Vulnerability detection based on tensor representation of comprehensive code graphs. *Comput. Secur.*, 130(C), July 2023.
16. Michael Schlichtkrull, Thomas N Kipf, Peter Bloem, Rianne Van Den Berg, Ivan Titov, and Max Welling. Modeling relational data with graph convolutional networks. In *The semantic web: 15th international conference, ESWC 2018, Heraklion, Crete, Greece, June 3–7, 2018, proceedings 15*, pages 593–607. Springer, 2018.
17. Hao Yuan, Haiyang Yu, Jie Wang, Kang Li, and Shuiwang Ji. On explainability of graph neural networks via subgraph explorations. In *International Conference on Machine Learning*, 2021.
18. Zhangyin Feng, Daya Guo, Duyu Tang, Nan Duan, Xiaocheng Feng, Ming Gong, Linjun Shou, Bing Qin, Ting Liu, Daxin Jiang, and Ming Zhou. Codebert: A pre-trained model for programming and natural languages. Findings of the Association for Computational Linguistics: EMNLP 2020, pages 1536–1547. Association for Computational Linguistics, 2020.
19. Zhen Li, Deqing Zou, Shouhuai Xu, Xinyu Ou, Hai Jin, Sujuan Wang, Zhijun Deng, and Yuyi Zhong. Vuldeepecker: A deep learning-based system for vulnerability detection. In *25th Annual Network and Distributed System Security Symposium, NDSS 2018, San Diego, California, USA, February 18–21, 2018*. The Internet Society, 2018.
20. Zhen Li, Deqing Zou, Shouhuai Xu, Hai Jin, Yawei Zhu, and Zhaoxuan Chen. Sysevr: A framework for using deep learning to detect software vulnerabilities. *IEEE Transactions on Dependable and Secure Computing*, pages 2244–2258, 2022.
21. Yizheng Chen, Zhoujie Ding, Lamy Alowain, Xinyun Chen, and David Wagner. Diversevul: A new vulnerable source code dataset for deep learning based vulnerability detection. In *Proceedings of the 26th International Symposium on Research in Attacks, Intrusions and Defenses, RAID '23*, page 654–668, New York, NY, USA, 2023. Association for Computing Machinery.
22. Jiahao Fan, Yi Li, Shaohua Wang, and Tien N. Nguyen. A c/c++ code vulnerability dataset with code changes and cve summaries. In *Proceedings of the 17th International Conference on Mining Software Repositories, MSR '20*, page 508–512, New York, NY, USA, 2020. Association for Computing Machinery.
23. Saikat Chakraborty, Rahul Krishna, Yangruibo Ding, and Baishakhi Ray. Deep Learning based Vulnerability Detection: Are We There Yet? *arXiv e-prints*, page arXiv:2009.07235, September 2020.
24. Yunhui Zheng, Saurabh Pujar, Burn Lewis, Luca Buratti, Edward Epstein, Bo Yang, Jim Laredo, Alessandro Morari, and Zhong Su. D2a: a dataset built for ai-based vulnerability detection methods using differential analysis. In *Proceedings of the 43rd International Conference on Software Engineering: Software Engineering in Practice*, ICSE-SEIP '21, page 111–120. IEEE Press, 2021.
25. NIST. Nist software assurance reference dataset, 2024.
26. MITRE CISA, DHS. CVE-2024-50066. Available from MITRE, CVE-ID CVE-2024-50066., December 3 2024.
27. "The Common Weakness Enumeration (CWE) Initiative" MITRE Corporation. CWE-1401, 2024.
28. The Bug Hunter's Workbench. Joern, 2024.
29. Tomas Mikolov, Kai Chen, Greg Corrado, and Jeffrey Dean. Efficient estimation of word representations in vector space, 2013.
30. Rex Ying, Dylan Bourgeois, Jiaxuan You, Marinka Zitnik, and Jure Leskovec. *GNExplainer: generating explanations for graph neural networks*. Curran Associates Inc., Red Hook, NY, USA, 2019.
31. H. Wang, G. Ye, Z. Tang, S. H. Tan, S. Huang, D. Fang, Y. Feng, L. Bian, and Z. Wang. Combining graph-based learning with automated data collection for code vulnerability detection. *IEEE Transactions on Information Forensics and Security*, 16:1943–1958, 2021.
32. Michael Fu and Chakkrit Tantithamthavorn. Linevul: A transformer-based line-level vulnerability prediction. In *2022 IEEE/ACM 19th International Conference on Mining Software Repositories (MSR)*, pages 608–620, 2022.
33. Daya Guo, Shuo Ren, Shuai Lu, Zhangyin Feng, Duyu Tang, Shujie Liu, Long Zhou, Nan Duan, Alexey Svyatkovskiy, Shengyu Fu, Michele Tufano, Shao Kun Deng, Colin B. Clement, Dawn Drain, Neel Sundaresan, Jian Yin, Daxin Jiang, and Ming Zhou. Graphcodebert: Pre-training code representations with data flow. In *9th International Conference on Learning Representations, ICLR 2021, Virtual Event, Austria, May 3–7, 2021*. OpenReview.net, 2021.
34. Thomas N. Kipf and Max Welling. Semi-Supervised Classification with Graph Convolutional Networks. *arXiv e-prints*, page arXiv:1609.02907, September 2016.
35. Petar Veličković, Guillem Cucurull, Arantxa Casanova, Adriana Romero, Pietro Liò, and Yoshua Bengio. Graph Attention Networks. *International Conference on Learning Representations*, 2018.
36. Quoc Le and Tomas Mikolov. Distributed representations of sentences and documents. In *Proceedings of the 31st International Conference on International Conference on Machine Learning - Volume 32, ICML'14*, page II-1188–II-1196. JMLR.org, 2014.
37. Zhen Li, Deqing Zou, Shouhuai Xu, Zhaoxuan Chen, Yawei Zhu, and Hai Jin. VulDeeLocator: A Deep Learning-Based Fine-Grained Vulnerability Detector. *IEEE Transactions on Dependable and Secure Computing*, 19(04):2821–2837, July 2022.
38. Yisroel Mirsky, George Macon, Michael Brown, Carter Yagemann, Matthew Pruett, Evan Downing, Sukarno Mertoguno, and Wenke Lee. VulChecker: Graph-based vulnerability localization in source code. In *32nd USENIX Security Symposium (USENIX Security 23)*, pages 6557–6574, Anaheim, CA, August 2023. USENIX Association.
39. Chris Lattner and Vikram Adve. Llvm: A compilation framework for lifelong program analysis & transformation. In *Proceedings of the International Symposium on Code Generation and Optimization: Feedback-Directed and Runtime Optimization*, CGO '04, page 75, USA, 2004.

IEEE Computer Society.

40. Yi Li, Shaohua Wang, and Tien N. Nguyen. Vulnerability detection with fine-grained interpretations. In *Proceedings of the 29th ACM Joint Meeting on European Software Engineering Conference and Symposium on the Foundations of Software Engineering*, ESEC/FSE 2021, page 292–303, New York, NY, USA, 2021. Association for Computing Machinery.