

# What can we learn from signals and systems in a transformer?

## Insights for probabilistic modeling and inference architecture

**Heng-Sheng Chang**

*Coordinated Science Laboratory  
University of Illinois Urbana-Champaign  
Urbana, IL 61801, USA*

HSCHANG@ILLINOIS.EDU

**Prashant G. Mehta**

*Coordinated Science Laboratory  
University of Illinois Urbana-Champaign  
Urbana, IL 61801, USA*

MEHTAPG@ILLINOIS.EDU

### Abstract

In the 1940s, Wiener introduced a linear predictor, where the future prediction is computed by linearly combining the past data. A transformer generalizes this idea: it is a nonlinear predictor where the next-token prediction is computed by nonlinearly combining the past tokens. In this essay, we present a probabilistic model that interprets transformer signals as surrogates of conditional measures, and layer operations as fixed-point updates. An explicit form of the fixed-point update is described for the special case when the probabilistic model is a hidden Markov model (HMM). In part, this paper is in an attempt to bridge the classical nonlinear filtering theory with modern inference architectures.

## 1 Introduction

A recent book by Stephen Wolfram is titled

*What Is ChatGPT Doing ... and Why Does It Work?*

Our essay is written as a response to the first of Wolfram’s two questions. Before doing so, we must clarify our interpretation of the meaning of these questions, while acknowledging that our understanding may differ from Wolfram’s own intentions<sup>1</sup>.

**1. What Is ChatGPT Doing?** A transformer is an algorithmic solution to a certain problem—that of predicting the next token. Our goal in this essay, which we view as a partial answer to Wolfram’s question, is to carefully define the token prediction problem, discuss its key difficulties, and speculate on the mathematical insights that a transformer solution reveals.

**2. Why Does it Work?** This is a more difficult question that we do not attempt to address in this essay. In our view, the question highlights a central mystery: how does merely solving for next-token prediction problem lead to the coherent generation of words, sentences, and even entire paragraphs?

Our focus in this essay is on the problem related to Wolfram’s first question. While we discuss some of the details of a transformer solution, the essay is *not* intended as an explanation of the

---

1. We also asked ChatGPT to clarify the meaning of Wolfram’s questions. ChatGPT’s answer is reproduced verbatim in the Appendix 5.1.

attention mechanism. In fact, part of our motivation comes from a concern that many explanations of attention focus narrowly on mechanistic details, while leaving the underlying problem unexamined.

Our goal in this essay is two-fold:

1. Formulation of the mathematical problem that a transformer solves. This is referred to as *probabilistic modeling* and formalized via a set of assumptions and hypotheses.
2. Enunciation of modeling and algorithmic insights that the transformer solution reveals. This is referred to as the transformer-inspired *inference architecture*.

### 1.1 The Transformer and its historical antecedents

Let  $\mathbb{O} = \{0, 1, 2, \dots, m\}$  denote a finite set called the vocabulary. An element of  $\mathbb{O}$  is referred to as a token. A sequence of  $T$  tokens is an  $\mathbb{O}^T$ -valued random vector, denoted by  $\{Z_1, Z_2, \dots, Z_T\}$ . A decoder-only transformer is an algorithm to compute the conditional probability of the next token (see Fig. 1):

$$p_T(z) := P(Z_{T+1} = z \mid Z_1, Z_2, \dots, Z_T), \quad z \in \mathbb{O}.$$

During inference with a well-trained transformer, the conditional probability is often sparse—that is, only a small subset of tokens has non-negligible probability (see Fig. 2). This sparsity is useful for efficient sampling in generative AI applications Wolfram (2023).

There are two distinguishing features of the decoder-only transformer architecture:

1. Even though only the conditional probability at the terminal time  $t = T$  is of interest, conditional probabilities are also computed for intermediate times,

$$p_t(z) := P(Z_{t+1} = z \mid Z_1, Z_2, \dots, Z_t), \quad z \in \mathbb{O}, \quad t = 1, 2, \dots, T.$$

2. In all cases, the conditional probability of the next token is represented as a causal, nonlinear function of the past tokens, implemented through a procedure known as causal masking. In this essay, we refer to such a representation as a *nonlinear predictor*.

The second item is in contrast to a recurrent neural network (RNN) architecture, where a hidden state is stored and recursively updated Graves (2013); Dai et al. (2019).

**Linear predictor:** A transformer architecture is reminiscent of the classical Wiener filter. Recall that a Wiener filter computes the conditional expectation of a Gaussian process, also denoted (with slight abuse of notation) as  $[Z_1, Z_2, \dots, Z_T]$ , in the following causal form:

$$\text{(linear predictor)} \quad E(Z_{T+1} \mid Z_1, Z_2, \dots, Z_T) = (\text{constant}) + \sum_{t=0}^{T-1} u_t^T Z_{t+1}. \quad (1)$$

The right-hand side is an example of a linear predictor where  $u := \{u_t \in \mathbb{R}^{m \times m} : 0 \leq t \leq T-1\}$  are deterministic weights, to be designed or learned. The Wiener filtering theory is concerned with the synthesis of the optimal weights that yield the conditional expectation (Kailath et al., 2000, Ch. 7).

A generalization of the linear predictor representation (1), now applicable to the  $\mathbb{O}$ -valued stochastic processes, is given in the following sub-section.

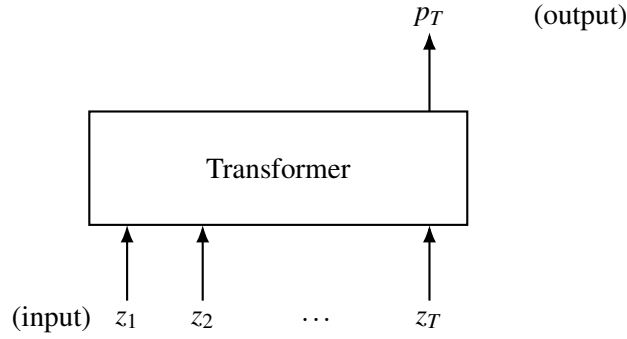


Figure 1: Function of a transformer: Input to a transformer is a sequence of tokens  $(z_1, z_2, \dots, z_T) \in \mathbb{O}^T$  and the output is the conditional probability vector  $p_T$ .

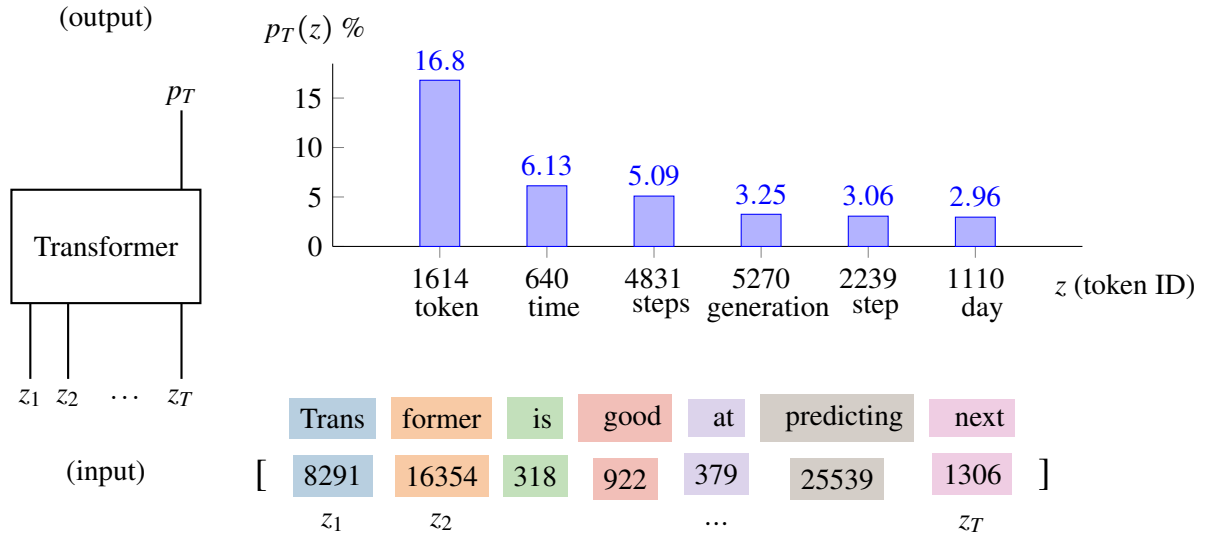


Figure 2: Empirical results from a numerical example illustrating the inference process in a transformer: (bottom) the language prompt “Transformer is good at predicting next” is tokenized into a sequence  $(z_1, z_2, \dots, z_T) \in \mathbb{O}^T$ ; (top) the transformer outputs the conditional distribution  $p_T(z)$  for the next token, with the six most likely tokens shown. The results are obtained using the open-source nanoGPT model.

## 1.2 Representation formula for nonlinear predictor

Consider a vector-valued mapping  $e : \mathbb{O} \rightarrow \mathbb{R}^m$  as follows:

$$e(1) = \begin{bmatrix} 1 \\ 0 \\ \vdots \\ 0 \end{bmatrix}_{m \times 1}, \quad e(2) = \begin{bmatrix} 0 \\ 1 \\ \vdots \\ 0 \end{bmatrix}_{m \times 1}, \quad \dots \quad e(m) = \begin{bmatrix} 0 \\ 0 \\ \vdots \\ 1 \end{bmatrix}_{m \times 1}, \quad e(0) = -e(1) - e(2) - \dots - e(m).$$

(Recall here that the cardinality  $|\mathbb{O}| = m + 1$ .)

**Example 1 (m=1)** Suppose the observations are binary-valued, i.e.,  $\mathbb{O} = \{0, 1\}$ . Then

$$e(1) = 1, \quad e(0) = -1.$$

In the nonlinear settings, the space of admissible weights (control inputs) is as follows:

$$\mathcal{U} := \{U : \Omega \times \{0, 1, 2, \dots, T-1\} \rightarrow \mathbb{R}^m, \quad U_t \in \mathcal{Z}_t, \quad 0 \leq t \leq T-1\},$$

where  $\mathcal{Z}_t := \sigma(\{Z_s : 1 \leq s \leq t\})$  (sigma-algebra of observations up to time  $t$ ) and  $\mathcal{Z}_0 := \{\emptyset, \Omega\}$ . The definition is useful to obtain the following key representation (compare with (1)):

$$\text{(nonlinear predictor)} \quad \mathbb{P}(Z_{T+1} = z \mid Z_1, Z_2, \dots, Z_T) = (\text{const.}) - \sum_{t=0}^{T-1} U_t^\top e(Z_{t+1}), \quad \text{P-a.s.,} \quad z \in \mathbb{O} \quad (2)$$

where  $U = \{U_0, U_1, \dots, U_{T-1}\} \in \mathcal{U}$ . The right-hand side of (2) is referred to as a *nonlinear predictor* and  $U$  is referred to as the control input. The well-posedness result for the same is given in the following.

**Proposition 1** For each  $z \in \mathbb{O}$ , there exists  $U \in \mathcal{U}$  such that (2) holds. Suppose  $\mathbb{P}(z_1, z_2, \dots, z_T) > 0$  for all  $(z_1, z_2, \dots, z_T) \in \mathbb{O}^T$  then the process  $U$  is unique.

**Proof** See Appendix 5.2. ■

**Remark 2 (Comparison between linear and nonlinear predictors)** While the weights  $u$  in a linear predictor (1) are deterministic, the weights in a nonlinear predictor (2) are random—i.e.,  $U_t$  is allowed to depend upon past observations  $\{Z_1, Z_2, \dots, Z_t\}$  for each  $0 \leq t \leq T-1$ . The key point is that either of these representations describe a causal transformation of the data. See Table 1.

**Remark 3 (Connection to transformer)** An aim of this work is to interpret the transformer as an efficient algorithm for computing the weights  $U$  in (2). The attention mechanism provides a convenient parameterization for this computation, linking the abstract nonlinear predictor to the concrete architecture of a transformer.

Algorithm	Object computed	Representation	Model Assmp.
Linear predictor	$E(Z_{T+1}   Z_1, \dots, Z_T)$	$= (\text{const.}) + \sum_{t=0}^{T-1} u_t^T Z_{t+1}$	$Z_t$ is Gaussian
Nonlin. predictor	$P(Z_{T+1}   Z_1, \dots, Z_T)$	$= (\text{const.}) + \sum_{t=0}^{T-1} U_t^T e(Z_{t+1})$	$Z_t$ is $\mathbb{O}$ -valued

Table 1: Comparison of linear and nonlinear predictors. In the linear case,  $u$  is a deterministic process. In the nonlinear case,  $U$  is a  $\mathcal{Z}$ -adapted stochastic process.

### 1.3 Outline

The outline of the remainder of this essay is as follows: In Sec. 2, a self-contained description of the transformer is presented together with insights for the probabilistic modeling. The modeling is used to motivate a fixed-point architecture for inference (formalized as Objective 1). For the special case of an HMM, the architecture is described in Sec. 3 (based on our prior work in (Chang and Mehta, 2025)). The paper closes with some directions for future research in Sec. 4. All the proof appear in the Appendix 5.

## 2 Transformer and its probabilistic modeling

As noted in Sec. 1, a transformer is an algorithm to compute the conditional probability  $p_T \in \mathcal{P}(\mathbb{O})$  (the set of probability vectors on  $\mathbb{O}$ ) for any given sequence of input  $(z_1, z_2, \dots, z_T) \in \mathbb{O}^T$ . Therefore,  $p_T$  may be regarded as a nonlinear function,

$$p_T : \mathbb{O}^T \rightarrow \mathcal{P}(\mathbb{O}).$$

**Complexity of the prediction problem:** A key difficulty is the size of the domain: the cardinality of  $\mathbb{O}^T$  is  $(m+1)^T$ , where note  $m+1 = |\mathbb{O}|$ . Table 2 tabulates typical values of  $m$  and  $T$  used in open source models together with an estimate of  $(m+1)^T$ . These are very large numbers. It is therefore quite remarkable that a transformer is able to learn a (good enough) representation of this function!

Model	Vocabulary size $(m+1)$	Context length $T$	Estimate of $(m+1)^T$
GPT-2	50,257	1,024	$\approx 10^{3084}$
GPT-3	50,257	2,048	$\approx 10^{6168}$
BERT (Base)	30,000	512	$\approx 10^{2457}$
LLaMA 2	32,000	4,096	$\approx 10^{17,221}$

Table 2: Comparison of transformer model parameters in terms of the estimated number of distinct input sequences. For most models, this number far exceeds the number of atoms ( $\approx 10^{68}$ ) in the Milky Way galaxy.

**How to reduce complexity?:** That a transformer is able to learn a representation of  $p_T$  is because of the correlations that exist in human language. We have already defined the observation process

$$(\text{observation process}) \quad Z := [Z_1, Z_2, \dots, Z_T, Z_{T+1}],$$

which is a stochastic process taking values in  $\mathbb{O}$ . A time honored approach to model the correlations is through the introduction of a hidden (latent) process,

$$\text{(hidden state process)} \quad X := [X_0, X_1, \dots, X_{T-1}, X_T].$$

The law of the joint process is expressed as

$$P(X, Z) = P(Z | X)P(X),$$

so that modeling the joint behavior amounts to specifying  $P(Z | X)$  and  $P(X)$ .

**Key questions, assumptions, and hypotheses:** Concerning this model, the following questions are of interest:

1. What is the meaning of the state  $X$ ?
2. How are the internal signals in a transformer related to  $X$ ?

Towards constructing a probabilistic model for the transformer, we make the following assumptions concerning the state  $X$  and the factorization of the model  $P(Z | X)$  (a justification is given in the following sub-section):

**Assumption 1** *The state process  $X$  takes values in the state-space  $\mathbb{S} = \{1, 2, \dots, d\}$ .*

**Assumption 2** *The following conditional independence property holds:*

$$P(Z_{t+1} = z | X_t = x, Z_1, Z_2, \dots, Z_t) = P(Z_{t+1} = z | X_t = x) =: C(x, z), \quad x \in \mathbb{S}, \quad z \in \mathbb{O}, \quad t \in \mathbb{T}. \quad (3)$$

Denote

$$\pi_t(x) := P(X_t = x | Z_1, Z_2, \dots, Z_t), \quad x \in \mathbb{S}, \quad t = 1, 2, \dots, T.$$

The definition is useful to describe the following formula, which relates  $\pi_t$  to  $p_t$ .

**Proposition 4** *Suppose Assumptions 1 and 2 hold. Then*

$$p_t(z) = \sum_{x \in \mathbb{S}} \pi_t(x) C(x, z), \quad z \in \mathbb{O}, \quad t = 1, 2, \dots, T. \quad (4)$$

**Proof** The proof is elementary using the law of total probability,

$$\begin{aligned} p_t(z) &= P(Z_{t+1} = z | Z_1, Z_2, \dots, Z_t) = \sum_{x \in \mathbb{S}} P(Z_{t+1} = z | X_t = x, Z_1, Z_2, \dots, Z_t) P(X_t = x | Z_1, Z_2, \dots, Z_t) \\ &= \sum_{x \in \mathbb{S}} P(Z_{t+1} = z | X_t = x) \pi_t(x) = \sum_{x \in \mathbb{S}} C(x, z) \pi_t(x), \quad z \in \mathbb{O} \end{aligned}$$

■

It then remains to specify a model for  $P(X)$ . A natural causal decomposition is given by,

$$\begin{aligned} P(X) &= P(X_0, X_1, \dots, X_{T-1}, X_T) \\ &= P(X_0) P(X_1 | X_0) P(X_2 | X_1, X_0) \cdots P(X_T | X_{T-1}, \dots, X_1, X_0). \end{aligned}$$

**Remark 5** The latent process is introduced because modeling  $P(X)$  is simpler than modeling  $P(Z)$ . One possibility is to assume that  $X$  is a Markov process, i.e.,

$$P(X_{t+1} | X_t, \dots, X_0) = P(X_{t+1} | X_t), \quad 0 \leq t \leq T-1.$$

This leads to a modeling of the joint process  $(X, Z)$  as an HMM. It is *not* our intent to advocate a first-order HMM as a model for  $(X, Z)$ . The example is presented merely to illustrate one instance of a more general causal factorization of  $P(X)$ . An HMM serves as a useful starting point.

The key hypothesis of this work is as follows:

**Hypothesis 1** *The operations in a transformer are designed to compute a **surrogate** of the conditional measure  $\pi := \{\pi_t(x) : x \in \mathbb{S}, t = 1, 2, \dots, T\}$ .*

The remainder of this section is divided into two subsections:

1. In Sec. 2.1, the input and the output signals in a transformer are described. The aim is to obtain some insights that are useful for probabilistic modeling. In particular,
  - (a) Justify Assumptions 1 and 2; and
  - (b) Describe a transformer surrogate of the conditional measure  $\pi$  and provide justification for the Hypothesis 1.
2. In Sec. 2.2, the key mathematical operations from the input to the output are described. The aim is to motivate a certain fixed-point representation for the solution being computed by the transformer.

The transformer descriptions are based upon Phuong and Hutter (2022) (Jurafsky and Martin, 2025, Ch., 10) and Raschka (2024).

## 2.1 Transformer signals: Insights for probabilistic modeling

**Input and output signals and their mathematical abstraction:** In a transformer, as a first step, a token is “embedded” using a  $d \times m$  embedding matrix denoted in this essay by  $C^{(\text{xfer})}$ :

$$z \mapsto C^{(\text{xfer})}(:, z) \in \mathbb{R}^d, \quad z \in \mathbb{O}.$$

Using the embedding matrix,

$$\begin{bmatrix} z_1 & \dots & z_t & \dots & z_T \end{bmatrix}_{1 \times T} \mapsto \begin{bmatrix} C^{(\text{xfer})}(:, z_1) & \dots & C^{(\text{xfer})}(:, z_t) & \dots & C^{(\text{xfer})}(:, z_T) \end{bmatrix}_{d \times T}.$$

The input  $C^{(\text{xfer})}(:, z_t)$  is augmented with the so-called positional encoding as follows:

$$\sigma_t^{(0)}(x) := C^{(\text{xfer})}(x, z_t) + W_p(x, t), \quad x \in \mathbb{S}, \quad t = 1, 2, \dots, T,$$

where  $W_p \in \mathbb{R}^{d \times T}$  is referred to as the positional encoding matrix. In the original transformer paper Vaswani et al. (2017), the rows of  $W_p$  are defined according to the sinusoidal-positional-encoding:

$$W_p(2i-1, t) = \sin(\ell_{\max}^{-\frac{2i}{d}} t), \quad W_p(2i, t) = \cos(\ell_{\max}^{-\frac{2i}{d}} t), \quad i = 1, 2, \dots, \frac{d}{2}, \quad t = 1, 2, \dots, T,$$

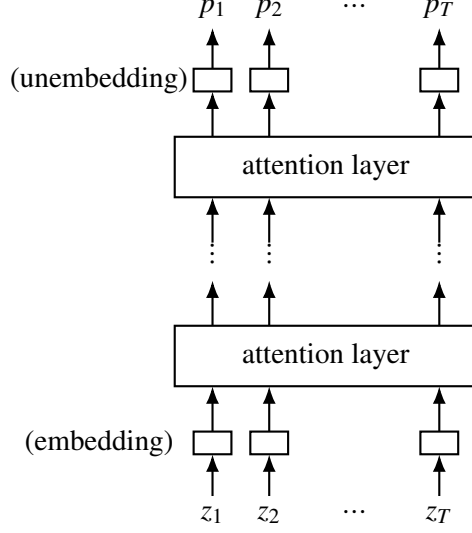


Figure 3: Transformer architecture from the input  $(z_1, z_2, \dots, z_T)$  to the output  $(p_1, p_2, \dots, p_T)$ .

where  $\ell_{\max} = 10,000$ . The factor  $\ell_{\max}^{-\frac{2i}{d}}$  determines the frequency of oscillations, ensuring a wide range of scales, as  $i$  varies from  $1, 2, \dots, \frac{d}{2}$ . The positional encoding is the *only* mechanism through which information about the position (time)  $t$  is introduced into the transformer. Other types of positional encoding are also possible Dufter et al. (2022).

From an input-output perspective, a decoder-only transformer implements a causal nonlinear transformation that transforms a  $d \times T$  matrix at the input into a  $d \times T$  matrix at the output,

$$[\sigma_1^{(0)}, \sigma_2^{(0)}, \dots, \sigma_T^{(0)}]_{d \times T} \mapsto [\sigma_1^{(L)}, \sigma_2^{(L)}, \dots, \sigma_T^{(L)}]_{d \times T}.$$

Then the conditional probability of the next token is computed as follows:

$$p_t(z) = P(Z_{t+1} = z \mid Z_1 = z_1, \dots, Z_t = z_t) = \frac{e^{((\sigma_t^{(L)})^T C^{(\text{xfer})})(z)}}{\sum_{z' \in \mathbb{O}} e^{((\sigma_t^{(L)})^T C^{(\text{xfer})})(z')}}}, \quad t = 1, 2, \dots, T, \quad z \in \mathbb{O}.$$

The operation on the right-hand side is referred to as softmax.

Internally, a transformer is arranged in  $L$  layers as follows (see Fig. 3):

$$\text{(input)} \quad [z_1, z_2, \dots, z_T]_{1 \times T} \mapsto [\sigma_1^{(0)}, \sigma_2^{(0)}, \dots, \sigma_T^{(0)}]_{d \times T} \quad \text{(embedding + positional-encoding)}$$

$$\text{(first layer)} \quad [\sigma_1^{(0)}, \sigma_2^{(0)}, \dots, \sigma_T^{(0)}]_{d \times T} \mapsto [\sigma_1^{(1)}, \sigma_2^{(1)}, \dots, \sigma_T^{(1)}]_{d \times T}$$

$$\text{(intermediate layer)} \quad [\sigma_1^{(\ell)}, \sigma_2^{(\ell)}, \dots, \sigma_T^{(\ell)}]_{d \times T} \mapsto [\sigma_1^{(\ell+1)}, \sigma_2^{(\ell+1)}, \dots, \sigma_T^{(\ell+1)}]_{d \times T}, \quad \ell = 1, 2, \dots, L-1$$

$$\text{(output)} \quad [\sigma_1^{(L)}, \sigma_2^{(L)}, \dots, \sigma_T^{(L)}]_{d \times T} \mapsto [p_1, p_2, \dots, p_T]_{m \times T} \quad \text{(un-embedding)}$$

**Insights for probabilistic modeling:** Our task is to attach a meaning to a single layer operation in a transformer. Specifically,



1. What is the meaning of the input  $\sigma^\ell := [\sigma_1^{(\ell)}, \sigma_2^{(\ell)}, \dots, \sigma_T^{(\ell)}]$ ?
2. What is the meaning of the output  $\sigma^{\ell+1} := [\sigma_1^{(\ell+1)}, \sigma_2^{(\ell+1)}, \dots, \sigma_T^{(\ell+1)}]$ ?
3. What is the meaning of the transformer operation from the input  $\sigma^\ell$  to the output  $\sigma^{\ell+1}$ ?

Recall that the output of the last layer is used to compute the conditional probability of interest:

$$\text{(transformer)} \quad \ln p_t(z) = \sum_{x \in \mathbb{S}} \sigma_t^{(L)}(x) C^{(\text{xfer})}(x, z) + (\text{constant}), \quad t = 1, 2, \dots, T, \quad z \in \mathbb{O}. \quad (5a)$$

This is compared with the formula (4) for conditional measure in Prop. 4, as repeated below,

$$\text{(probabilistic model)} \quad p_t(z) = \sum_{x \in \mathbb{S}} \pi_t(x) C(x, z), \quad t = 1, 2, \dots, T, \quad z \in \mathbb{O}. \quad (5b)$$

The above two equations provide the **key correspondence** that is used to motivate the following:

1. Interpretation of  $\sigma_t^{(L)} = \{\sigma_t^{(L)}(x) : x \in \mathbb{S}\}$  as a surrogate of the conditional measure  $\pi_t = \{\pi_t(x) : x \in \mathbb{S}\}$ , for  $t = 1, 2, \dots, T$ , where  $\mathbb{S}$  has an interpretation of the state-space.
2. Justification of the conditional independence property (3) described as part of Assumption 2. Indeed, using the definitions of  $p_t$  and  $\pi_t$ , an application of the total probability lemma shows that

$$p_t(z) = P(Z_{t+1} = z \mid Z_1, Z_2, \dots, Z_t) = \sum_{x \in \mathbb{S}} \pi_t(x) P(Z_{t+1} = z \mid X_t = x, Z_1, Z_2, \dots, Z_t),$$

$$z \in \mathbb{O}, \quad t = 1, 2, \dots, T.$$

Based on the correspondence between  $\sigma_t$  and  $\pi_t$ , formula (5a) in the transformer provides a justification for assuming the conditional independence property (3) which in turn gives the formula (5b) in terms of the conditional measure.

The correspondence is tabulated in the Table 3. While  $\pi_t$  is an element of the space of probability measures on  $\mathbb{S}$ , its surrogate  $\sigma_t^{(L)}$  is an element of the space of signed measures on  $\mathbb{S}$ . The two spaces are denoted by  $\mathcal{P}(\mathbb{S})$  and  $\mathcal{M}(\mathbb{S})$ , respectively. Then

$$\pi = [\pi_1, \pi_2, \dots, \pi_T] \in \mathcal{P}(\mathbb{S})^T, \quad \sigma^{(L)} = [\sigma_1^{(L)}, \sigma_2^{(L)}, \dots, \sigma_T^{(L)}] \in \mathcal{M}(\mathbb{S})^T.$$

## 2.2 Transformer operations: Insights for the solution architecture

Because each layer in a transformer is structurally identical, for the purposes of describing the mapping, it suffices to consider a generic layer whose input and output are denoted by,

$$\sigma := [\sigma_1, \sigma_2, \dots, \sigma_T]_{d \times T} \in \mathcal{M}(\mathbb{S})^T, \quad \sigma^+ := [\sigma_1^+, \sigma_2^+, \dots, \sigma_T^+]_{d \times T} \in \mathcal{M}(\mathbb{S})^T,$$

respectively, and the layer mapping is denoted by

$$\mathcal{N}^{(\text{xfer})} : \mathcal{M}(\mathbb{S})^T \mapsto \mathcal{M}(\mathbb{S})^T \quad \text{s.t.} \quad \sigma^+ = \mathcal{N}^{(\text{xfer})}(\sigma).$$

Concept	Probabilistic Model	Surrogates in a Transformer
State space	$\mathbb{S} := \{1, 2, \dots, d\}$	Dimension $d$ of embedding vector
Observation space	$\mathbb{O} := \{0, 1, 2, \dots, m\}$	Vocabulary
Observation process	$Z = [Z_1, Z_1, \dots, Z_T], Z_t \in \mathbb{O}$	Prompt
Latent process	$X = [X_0, X_1, \dots, X_T], X_t \in \mathbb{S}$	Internal latent state in language
Observation model	$C(x, z) = P(Z_{t+1} = z \mid X_t = x)$	Embedding column $C^{(\text{xfer})}(x, z)$
Conditional measure	$\pi_t(\cdot) = P(X_t = \cdot \mid Z_1, \dots, Z_t)$	Transformer layer output $\sigma_t^{(L)}$

Table 3: Probabilistic model and its surrogates in a transformer.

For the first layer, the input is given by the embedding plus positional encoding. For each subsequent layer, the input is defined by the output of the preceding layer.

Operationally, a layer is comprised of multiple attention heads. A single attention head is an input-output map of the form

$$[\sigma_1, \sigma_2, \dots, \sigma_T]_{d \times T} \mapsto [o_1^h, o_2^h, \dots, o_T^h]_{d_V \times T}.$$

where the output vector  $o_t^h \in \mathbb{R}^{d_V}$  whose dimension  $d_V = \frac{1}{n_{\text{head}}}d$ , where  $n_{\text{head}}$  has the meaning of the number of heads. The operations in a single attention head are defined by three matrices

$$W_V^h \in \mathbb{R}^{d_V \times d}, \quad W_Q^h \in \mathbb{R}^{d_K \times d}, \quad W_K^h \in \mathbb{R}^{d_K \times d},$$

where typically  $d_K = d_V$ . The matrices are constant (fixed) during the inference phase of the transformer operation.

The mathematical operation defining the *causal self-attention* is as follows:

$$o_t^h = W_V^h \left( \sum_{s=1}^t \alpha(s; t, h) \sigma_s \right), \quad t = 1, 2, \dots, T, \quad (6)$$

where  $\{\alpha(s; t, h) : s = 1, 2, \dots, t\}$  is referred to as the attention weight vector. For each fixed  $(t, h) \in \{1, 2, \dots, T\} \times \{1, 2, \dots, n_{\text{head}}\}$ , it is a probability vector. That is,

$$\alpha(s; t, h) \geq 0, \quad s = 1, 2, \dots, t, \quad \text{and} \quad \sum_{s=1}^t \alpha(s; t, h) = 1.$$

The attention weights are computed as follows: For each fixed  $1 \leq t \leq T$ , define

$$\begin{aligned} \text{(query)} \quad q_t &= W_Q^h \sigma_t, \\ \text{(key)} \quad k_s &= W_K^h \sigma_s, \quad s = 1, 2, \dots, t. \end{aligned}$$

Then

$$\text{(attention weight)} \quad \alpha(s; t, h) = \frac{\exp\left(\frac{q_t^T k_s}{\sqrt{d_K}}\right)}{\sum_{\tau=1}^t \exp\left(\frac{q_t^T k_\tau}{\sqrt{d_K}}\right)}, \quad s = 1, 2, \dots, t.$$

In the terminology adopted in this essay, the dependence of the weights upon the data (which varies between sample paths of observations), makes attention a nonlinear predictor. If the weights were

deterministic (same for all sample paths), attention will be an example of linear predictor (see Remark 3).

From (6), the layer output is obtained as

$$\sigma_t^+ = W_O \text{concat}(o_t^1, \dots, o_t^{n_{\text{head}}}), \quad t = 1, 2, \dots, T,$$

where  $W_O \in \mathbb{R}^{d \times d}$ .

An issue that arises is that the output may ‘blow up’ during the training phase of a transformer. For this reason, additional miscellaneous operations are implemented. All of these operations are carried out independently for each fixed  $t$ . Because these additional operations are not especially pertinent to probabilistic modeling, these are described in the Appendix 5.3.

**Insights for probabilistic modeling:** Define

$$L^h := W_O \text{concat}(0, \dots, 0, W_V^h, 0, \dots, 0), \quad h = 1, 2, \dots, n_{\text{head}}.$$

For each fixed  $h$ ,  $L^h$  is a  $d \times d$  matrix. Fix  $f \in \mathbb{R}^d$  and define,

$$y_s^{(t)} := \sum_{h=1}^{n_{\text{head}}} \alpha(s; t, h) ((L^h)^T f), \quad s = 1, 2, \dots, t.$$

Then the mapping  $\mathcal{N} : \sigma \mapsto \sigma^+$  is succinctly expressed as

$$\sigma_t^+(f) = \sum_{s=1}^t \sigma_s(y_s^{(t)}), \quad t = 1, 2, \dots, T, \quad f \in \mathbb{R}^d. \quad (7)$$

(here  $\sigma_t^+(f) := (\sigma_t^+)^T f$  and  $\sigma_s(y_s^{(t)}) := \sigma_s^T(y_s^{(t)})$ ).

### 2.3 Numerical results for the example

In this sub-section, we revisit the example first introduced as part of Fig. 2 in Sec. 1. Even though the output of the last layer is used to compute the conditional probability of interest, one could do the same with the output of any intermediate layer. For this purpose, denote

$$p_t^{(\ell)}(z) := \frac{e^{((\sigma_t^{(\ell)})^T C^{(\text{xfer})})(z)}}{\sum_{z' \in \mathbb{O}} e^{((\sigma_t^{(\ell)})^T C^{(\text{xfer})})(z')}}}, \quad z \in \mathbb{O}, \quad t = 1, 2, \dots, T, \quad \ell = 0, 1, 2, \dots, L-1.$$

Consider the following metric to compare predictions of the intermediate layer with those of the final layer:

$$\bar{D}(\ell) := \frac{1}{T} \sum_{t=1}^T \left( \sum_{z \in \mathbb{O}} p_t^{(L)}(z) \ln \frac{p_t^{(L)}(z)}{p_t^{(\ell)}(z)} \right), \quad \ell = 0, 1, 2, \dots, L-1.$$

For the prompt described in Fig. 2, a numerical plot of  $\{\bar{D}(\ell) : \ell = 0, 1, 2, \dots, L-1\}$  is depicted in Fig. 4. It is seen that the successive layer output provides a monotonically better approximation. It is also remarkable that the output of the first layer already assigns largest probability to ‘token’.

**Insights for probabilistic modeling:** These numerical results suggest the following:

1. The layer output  $\sigma_t^{(\ell)} \in \mathcal{M}(\mathbb{S})$ , for  $\ell = 1, 2, \dots, L-1$ , also has the meaning of an (approximate) surrogate of the conditional measure  $\pi_t \in \mathcal{P}(\mathbb{S})$ .

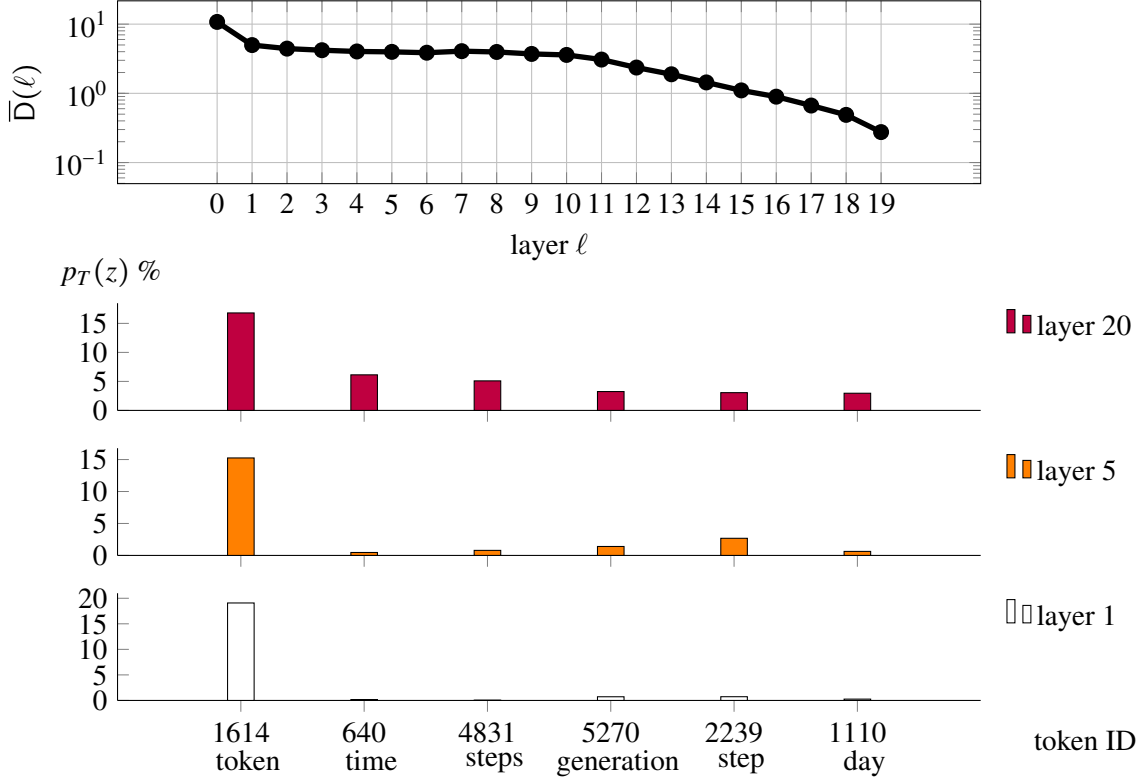


Figure 4: (top)  $\bar{D}(\ell)$  as a function of the layer index  $\ell$  and (bottom) conditional probability estimate for top six tokens computed from the output of first, fifth, and final (twentieth) layers. The numerical results are computed with the open-source nanoGPT model using the prompt “Transformer is good at predicting next” (see Fig. 2).

2. The layer mapping  $\sigma^{(\ell)} \mapsto \sigma^{(\ell+1)}$  is an algorithm to iteratively compute (improve)  $\sigma^{(L)}$  starting from the initialization  $\sigma^{(0)}$ .

All of this motivates the following hypothesis regarding the layer operation:

**Hypothesis 2** *The surrogate  $\sigma^{(L)}$  is a fixed-point of  $\mathcal{N}^{(\text{xfer})}$ .*

## 2.4 Objective: Fixed-point architecture for inference

Because the transformer layer output is interpreted as a surrogate of the conditional measure, our objective is to develop analogous representation (similar to (7)) for  $\pi$ . For this purpose, consider any fixed sample path of observations  $z := [z_1, z_2, \dots, z_T] \in \mathbb{O}^T$  such that  $P(Z = z) > 0$ . Denote

$$\pi^{(z)} := [\pi_1^{(z)}, \dots, \pi_T^{(z)}] \quad \text{where} \quad \pi_t^{(z)}(x) := P(X_t = x \mid Z_1 = z_1, \dots, Z_t = z_t), \quad x \in \mathbb{S}, \quad 1 \leq t \leq T.$$

A mathematical formalization of the objective is as follows (see Fig. 5) :

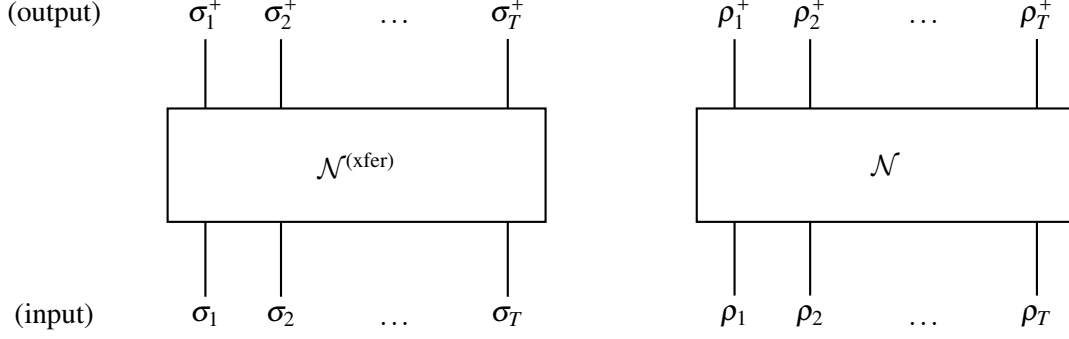


Figure 5: (left) A transformer layer mapping  $\mathcal{N}^{(\text{xfer})} : \sigma \mapsto \sigma^+$  is given by (7). (right) Research objective 1 is to design the mapping  $\mathcal{N} : \rho \mapsto \rho^+$  such that the conditional measure  $\pi^{(z)}$  is a fixed-point of  $\mathcal{N}$ .

**Objective 1** Define a *fixed-point mapping*  $\mathcal{N} : \mathcal{P}(\mathbb{S})^T \mapsto \mathcal{P}(\mathbb{S})^T$  such that

$$\mathcal{N}\pi^{(z)} = \pi^{(z)}.$$

### 3 Fixed-point inference architecture for an HMM

In this section, we describe the explicit form of  $\mathcal{N}$  for the special case when the model is an HMM. The notation for the model is introduced next:

**Mathematical model.** Consider a finite time-horizon  $\mathbb{T} = \{0, 1, 2, \dots, T\}$  with  $T < \infty$ . An HMM is specified by a pair of discrete-time stochastic processes  $(X, Z)$  defined as follows:

1. The state-space  $\mathbb{S} = \{1, 2, \dots, d\}$  and observation space  $\mathbb{O} = \{0, 1, 2, \dots, m\}$  are finite.
2. The state process  $X = \{X_t : t \in \mathbb{T}\} = \text{Markov}(\mu, A)$  is a Markov chain taking values in  $\mathbb{S}$ .
3. The observation process  $Z = \{Z_1, Z_2, \dots, Z_T, Z_{T+1}\}$  takes values in  $\mathbb{O}$  and is modeled by

$$P(Z_{t+1} = z | X_t = x) = C(x, z), \quad z \in \mathbb{O}, \quad x \in \mathbb{S}, \quad t \in \mathbb{T}.$$

The model is denoted by  $(X, Z) = \text{HMM}(\mu, A, C)$  (see Fig. 6).

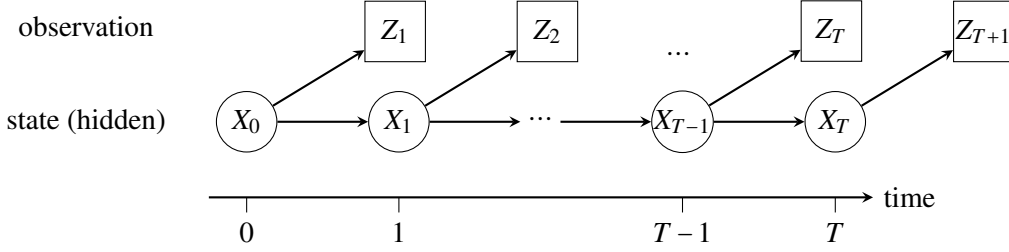
For the HMM, our goal is to describe an explicit form of the mapping  $\mathcal{N}$ . The algorithm in the following subsection is based on the theory for nonlinear predictor developed in our prior work (Chang and Mehta, 2025). A summary of the same is given in Appendix 5.4.

#### 3.1 Fixed-point algorithm for inference

Let  $\rho = [\rho_1, \rho_2, \dots, \rho_T] \in \mathcal{P}(\mathbb{S})^T$  and  $z = (z_1, z_2, \dots, z_T) \in \mathbb{O}^T$ . Our goal is to define a mapping  $\mathcal{N} : \rho \mapsto \rho^+$  such that  $\pi^{(z)}$  is its fixed-point. Towards this goal,

1. Define

$$c_t(x) := 2C(x, z_t) - 1, \quad x \in \mathbb{S}, \quad 1 \leq t \leq T.$$


 Figure 6: The graphical model for  $(X, Z) = \text{HMM}(\mu, A, C)$ .

2. For  $\mathbf{v} \in \mathcal{P}(\mathbb{S})$ ,  $f, c \in \mathbb{R}^d$ , define

$$\phi(f; \mathbf{v}, c) = \begin{cases} \frac{-1}{(1-\mathbf{v}(c)^2)} (\mathbf{v}((Af)(c - \mathbf{v}(c))))), & 1 - \mathbf{v}(c)^2 \neq 0, \\ 0 & \text{o.w.} \end{cases}$$

Based on these, consider a backward difference equation (BΔE) as follows:

$$y_s(x) = (Ay_{s+1})(x) + c_{s+1}(x)u_s, \quad x \in \mathbb{S}, \quad s = 0, 1, 2, \dots, t-1, \quad (8a)$$

$$u_s = \begin{cases} \phi(y_{s+1}; \rho_s, c_{s+1}), & s = 1, 2, \dots, t-1, \\ \phi(y_1; \mu, c_1), & t = 0, \end{cases} \quad (8b)$$

$$y_t(x) = f(x), \quad x \in \mathbb{S}. \quad (8c)$$

The solution  $y := \{y_s(x) \in \mathbb{R} : x \in \mathbb{S}, 0 \leq s \leq t-1\}$  of the BΔE is used to define a mapping  $\mathcal{N} : \mathcal{D} \subset \mathcal{P}(\mathbb{S})^T \rightarrow \mathcal{P}(\mathbb{S})^T$  as follows:

$$(\mathcal{N}\rho)_t := \rho_t^+ \quad \text{s.t.} \quad \rho_t^+(f) := \mu(y_0) - \sum_{s=0}^{t-1} u_s, \quad 1 \leq t \leq T. \quad (8d)$$

(compare with (7)). The domain  $\mathcal{D}$  is defined to be the largest subset in  $\mathcal{P}(\mathbb{S})^T$  such that  $\mathcal{N}\rho \in \mathcal{P}(\mathbb{S})^T$ . That the domain is non-empty is because of the following proposition which also shows the significance of (8) to the computation of  $\pi^{(z)}$ .

**Proposition 6 (Prop. 21 in Chang and Mehta (2025))** Suppose  $(X, Z) = \text{HMM}(\mu, A, C)$ . Consider (8). Then

$$\mathcal{N}\pi^{(z)} = \pi^{(z)}. \quad (9)$$

#### 4 Directions for future work

In this paper, inspired by the decoder-only transformer, we introduced a probabilistic model together with an inference architecture, formalized as Objective 1. The architecture was described explicitly for the special case of a hidden Markov model (HMM), which serves as a useful starting point. A natural next step is to extend the framework to more general classes of hidden processes  $X$ . In this regard, we note:

1. The positional encoding embodies a counterintuitive yet apparently effective approach to representing time in the causal processing of sequential data.

2. The attention operation (6) exhibits a symmetry: permuting the inputs  $\{\sigma_1, \sigma_2, \dots, \sigma_{t-1}\}$  (while keeping  $\sigma_t$  fixed) yields the identical output  $o_t^h$  at time  $t$ .

An understanding of these features, and their incorporation into probabilistic modeling, remains an important direction for future work.

## 5 Appendix

### 5.1 ChatGPT’s answer to the prompt: what do you think is the intended meaning of these two questions?

*This title poses two layered questions, both inviting deeper reflection on the nature of large language models.*

**1. What Is ChatGPT Doing?** *This question asks us to examine the behavior of ChatGPT at multiple levels:*

- **Functionally:** *What kind of tasks is ChatGPT performing—answering questions, generating coherent text, simulating dialogue?*
- **Mechanistically:** *What computations or internal representations underlie these responses?*
- **Linguistically or cognitively:** *Does it understand? Is it reasoning? Or is it merely imitating human-like language?*

*At its core, the question invites us to describe what is happening when we observe ChatGPT in action.*

**2. Why Does It Work?** *This second question seeks a deeper explanation:*

- **Technically:** *Why do language models trained with simple objectives (e.g., next-token prediction) generalize so well?*
- **Conceptually:** *How can models built on pattern matching exhibit coherent reasoning and creativity?*
- **Philosophically:** *What does this success suggest about the nature of intelligence, understanding, and language?*

*This question acknowledges a puzzle: How does a model trained on statistical correlations manage to generate responses that appear meaningful and intelligent?*

*Together, these two questions capture a dual aim: to observe and to explain—to understand not just what language models do, but why they are so effective in doing it.*

### 5.2 Proof of well-posedness

The existence theorems rely on the following proposition from linear algebra.

**Proposition 7** *Let  $s : \mathbb{O} \rightarrow \mathbb{R}$ . Then there exists unique  $(s, \tilde{s}) \in \mathbb{R} \times \mathbb{R}^m$  such that the following decomposition holds:*

$$s(z) = \tilde{s} + \tilde{s}^T e(z), \quad z \in \mathbb{O}.$$

Explicitly,

$$\bar{s} := \frac{1}{m+1} \sum_{z \in \mathbb{O}} s(z), \quad \text{and} \quad \tilde{s}(i) = (s(i) - \bar{s}), \quad i = 1, 2, \dots, m.$$

**Proof** We have

$$(\bar{s} + \tilde{s}^T e(z)) = \begin{cases} (\bar{s} + (s(z) - \bar{s})) = s(z), & z = 1, 2, \dots, m, \\ (\bar{s} - \tilde{s}^T \mathbf{1}) = s(0), & z = 0, \end{cases}$$

where the last step follows because

$$\tilde{s}^T \mathbf{1} = \sum_{i=1}^m \tilde{s}(i) = \sum_{i=1}^m (s(i) - \bar{s}) = -m\bar{s} + \sum_{i=1}^m s(i),$$

and therefore,

$$\bar{s} - \tilde{s}^T \mathbf{1} = \bar{s} - \left( -m\bar{s} + \sum_{i=1}^m s(i) \right) = (m+1)\bar{s} - \sum_{i=1}^m s(i) = s(0).$$

The decomposition is unique because  $\bar{s} + \tilde{s}^T e(z) \equiv 0$  implies

$$\begin{aligned} \bar{s} + \tilde{s}^T e(i) &= \bar{s} + \tilde{s}(i) = 0, \quad i = 1, 2, \dots, m, \\ \bar{s} + \tilde{s}^T e(0) &= \bar{s} - \sum_{i=1}^m \tilde{s}(i) = 0. \end{aligned}$$

Summing the first of these equations over  $i$ ,

$$m\bar{s} + \sum_{i=1}^m \tilde{s}(i) = (m+1)\bar{s} = 0,$$

which then also implies  $\tilde{s}(i) = -\bar{s} = 0$  for  $i = 1, 2, \dots, m$ . ■

**Example 2 (m=1)** Let  $s : \{0, 1\} \rightarrow \mathbb{R}$ . Denote  $s^+ := s(1)$  and  $s^- := s(0)$ . Then

$$s(z) = \bar{s} + \tilde{s} e(z), \quad z \in \{0, 1\},$$

where  $\bar{s} := \frac{1}{2}(s^+ + s^-)$  and  $\tilde{s} := \frac{1}{2}(s^+ - s^-)$  (recall  $e(1) = 1$  and  $e(0) = -1$ ).

**Remark 8** There is nothing special about the choice of  $\{e(1), e(2), \dots, e(m)\}$ , chosen in this paper to be the canonical basis. One could instead choose these vectors to be any basis of  $\mathbb{R}^m$ , and set  $e(0) = -e(1) - e(2) - \dots - e(m)$  as before. In Fukasawa et al. (2023), such a structure is referred to as a lattice. See (Cohen and Elliott, 2010) for a general theory of BSΔE.

We now provide a proof of Prop. 1 leading to well-posedness of representation (2).

**Proof** [of Prop. 1] We begin by proving a result where the representation is shown to hold for any  $S_T \in \mathbb{Z}_T$ . From Doob-Dynkin lemma, there is a deterministic function  $s : \mathbb{O}^T \rightarrow \mathbb{R}$  such that

$$S_T = s(Z_1, \dots, Z_{T-1}, Z_T).$$



Set

$$S(z) := s(Z_1, \dots, Z_{T-1}, z), \quad z \in \mathbb{O}.$$

From Prop. 7,

$$S_T = S(Z_T) = S_{T-1} - (U_{T-1})^\top e(Z_T),$$

where

$$S_{T-1} = \frac{1}{m+1} \sum_{z \in \mathbb{O}} S(z), \quad U_{T-1}(i) := -(S(i) - S_{T-1}), \quad i = 1, 2, \dots, m.$$

Uniqueness is from the uniqueness of the decomposition. The proof is completed through induction by repeating the procedure for  $S_{T-1} \in \mathcal{Z}_{T-1}$ .

A direct application of the above result to justify the representation (2) for conditional expectation is complicated by a subtle issue: The conditional expectation is meaningfully defined only for sample paths  $Z = z$  with  $P([Z = z]) > 0$ . Note here that because  $|\mathbb{O}| = m+1$  and  $T$  are both finite, there are only finitely many—specifically  $(m+1)^T$ —sample paths. Thus,  $P([Z = z])$  is a well-defined object for each sample path, although it may be zero depending on the model properties.

There are two ways to address this issue:

1. Assume  $P([Z = z]) \geq \underline{c}^T > 0$  for all  $z \in \mathbb{O}^T$ , and the existence of a unique  $U$  follows directly from the earlier result.
2. Adopt the convention  $\frac{0}{0} = 0$  to define (or extend) the conditional expectation for sample paths  $Z = z$  with  $P([Z = z]) = 0$ . Then again, a particular selection of  $U$  follows from the above result.

In the second case, however, there may be other choices of  $U$  such that the representation (2) holds: Any two choices will yield a representation that coincides on the set  $\{z \in \mathbb{O}^T : P(Z = z) > 0\}$  but may differ on the set  $\{z \in \mathbb{O}^T : P(Z = z) = 0\}$ . ■

**Example 3 (m=1)** Set  $S_T^+ = s(Z_1, \dots, Z_{T-1}, 1)$  and  $S_T^- = s(Z_1, \dots, Z_{T-1}, 0)$ . Then  $S_T^+, S_T^- \in \mathcal{Z}_{T-1}$  and

$$S_T = S_{T-1} - U_{T-1} e(Z_T),$$

where  $S_{T-1} = \frac{1}{2} (S_T^+ + S_T^-)$  and  $U_{T-1} = -\frac{1}{2} (S_T^+ - S_T^-)$ .

### 5.3 Additional operations in a transformer

This section is based on (Jurafsky and Martin, 2025, Ch., 10). Fix  $t$ . The output  $y_t$  from concatenating the output of multiple heads is subject to the following operations:

1. Residual connection which means

$$y_t \mapsto y_t + e_t.$$

2. Layer normalization which means

$$y_t \mapsto \text{diag}(\gamma) \frac{y_t - \text{mean}(y_t)}{\text{std}(y_t)} + \beta.$$

where  $\gamma \in \mathbb{R}^d$  and  $\beta \in \mathbb{R}^d$  are learnable parameters (referred to as gain and offset).

### 3. Feedforward neural network

$$y_t \mapsto \text{FFN}(y_t).$$

**Summary of operations in a single layer.:** Fix time  $t$ . The following operations define a single layer in a transformer:

$$\begin{aligned} y_t &= \text{MultiHeadAttention}(e_t, [e_1, e_2, \dots, e_{t-1}]) \\ y_t &= y_t + e_t \\ y_t &= \text{LayerNorm}(y_t) \\ y_t &= y_t + \text{FFN}(y_t) \\ y_t &= \text{LayerNorm}(y_t) \end{aligned}$$

The learnable parameters in the MultiHeadAttention are the matrices  $W_V, W_K, W_Q, W_O$ . For each of the two LayerNorm operations, the learnable parameters are the gains  $\gamma$  and the offset  $\beta$ . Additionally, the weights of the FFN are also learned.

### 5.4 Theory for the nonlinear predictor

Recall the representation (2). Our goal is to provide an interpretation of  $U$  as an optimal control input for a certain (dual) optimal control problem<sup>2</sup>. The optimal control interpretation yields a formula for  $U$ , from which an explicit form of the mapping  $\mathcal{N}$  (described in Sec. 3.1) is derived.

The optimal control formulation is based on some recent advances in duality theory (Kim and Mehta, 2025): An HMM is an example of a state-output system ( $X$  is the state and  $Z$  is the output). In analogy with the classical duality in linear systems theory, we define an input-state system that is dual to an HMM. To this end, define

$$c(x) := \begin{bmatrix} C(x, 1) - C(x, 0) \\ C(x, 2) - C(x, 0) \\ \vdots \\ C(x, m) - C(x, 0) \end{bmatrix}_{m \times 1}, \quad x \in \mathbb{S}.$$

For each fixed  $x \in \mathbb{S}$ ,  $c(x)$  is a  $m \times 1$  vector.

**Dual control system:** is a backward stochastic difference equation (BSΔE)

$$Y_t(x) = (AY_{t+1})(x) + c^T(x)(U_t + V_t(x)) - V_t^T(x)e(Z_{t+1}), \quad x \in \mathbb{S}, \quad t = 0, 1, 2, \dots, T-1, \quad (10a)$$

$$Y_T(x) = F(x), \quad x \in \mathbb{S}, \quad (10b)$$

where  $U \in \mathcal{U}$  is the control input and the terminal condition  $F \in \mathcal{Z}_T$  (which means  $F(x)$  is allowed to be  $\mathcal{Z}_T$ -measurable for each  $x \in \mathbb{S}$ ). For a given  $U$  and  $F$ , the BSΔE (10) is solved to obtain the solution  $(Y, V) = \{(Y_t(x), V_t(x)) \in \mathcal{Z}_t : x \in \mathbb{S}, t = 0, 1, 2, \dots, T-1\}$  (see (Chang and Mehta, 2025, Prop. 10) where the existence and uniqueness of the solution is shown).

Fix  $U \in \mathcal{U}$ . For the solution  $(Y, V)$  of the BSΔE (10), define

$$J_T(U; F) := \text{var}(Y_0(X_0)) + \mathbb{E} \left( \sum_{t=0}^{T-1} l(Y_{t+1}, V_t, U_t; X_t) \right),$$

2. The result is a generalization of the theory for linear predictor (1) for Gauss-Markov process. For such a process,  $u$  in the linear predictor (1) is an optimal control input for a deterministic linear quadratic (LQ) optimal control problem.

where  $\text{var}(Y_0(X_0)) = \mathbb{E}(|Y_0(X_0) - \mu(Y_0)|^2) = \mu(Y_0^2) - \mu(Y_0)^2$  (note here  $Y_0$  is a deterministic function), and the running cost  $l : \mathbb{R}^d \times \mathbb{R}^{m \times d} \times \mathbb{R}^m \times \mathbb{S} \rightarrow \mathbb{R}$  is given by,

$$l(y, v, u; x) := (\Gamma y)(x) + (u + v(x))^T R(x)(u + v(x)), \quad y \in \mathbb{R}^d, v \in \mathbb{R}^{m \times d}, u \in \mathbb{R}^m, x \in \mathbb{S},$$

where

$$(\Gamma f)(x) := \sum_{y \in \mathbb{S}} A(x, y) f^2(y) - (A f)^2(x), \quad x \in \mathbb{S},$$

$$R(x) := \text{diag}(c(x)) + C(x, 0)(I + 11^T) - c(x)c^T(x), \quad x \in \mathbb{S}.$$

Now that the dual control system and the optimal control objective have been defined, the duality principle is given in the following theorem.

**Theorem 9 (Thm. 13 in Chang and Mehta (2025))** *Let  $U \in \mathcal{U}$  and  $F \in \mathcal{Z}_T$ . Consider an estimator*

$$S_T := \mu(Y_0) - \sum_{t=0}^{T-1} U_t^T e(Z_{t+1}).$$

*Then*

$$J_T(U; F) = \mathbb{E}(|F(X_T) - S_T|^2).$$

Noting that the right-hand side is the mean-squared error, the duality principle provides for an optimal control approach to compute the conditional expectation.

• **Dual optimal control problem (OCP):**

$$\min_{U \in \mathcal{U}} J_T(U; F) \quad \text{subject to} \quad (10) \tag{11}$$

The relationship between the OCP (11) and the nonlinear filter is as follows:

**Proposition 10 (Prop. 14 in Chang and Mehta (2025))** *Consider OCP (11). For this problem, there exists an optimal control  $U^{(\text{opt})} = \{U_t^{(\text{opt})} : 0 \leq t \leq T-1\} \in \mathcal{U}$  such that,*

$$\pi_T(F) = \mu(Y_0^{(\text{opt})}) - \sum_{t=0}^{T-1} (U_t^{(\text{opt})})^T e(Z_{t+1}), \quad \text{P-a.s.}, \quad F \in \mathcal{Z}_T,$$

where  $Y_0^{(\text{opt})}$  is obtained from solving the BSΔE (10) with  $U = U^{(\text{opt})}$ . The optimal value is given by

$$J_T(U^{(\text{opt})}; F) = \mathbb{E}(|F(X_T) - \pi_T(F)|^2) = \text{MMSE}.$$

**Remark 11** *Taking the function  $F$  as  $F(x) = C(x, z)$  yields a nonlinear predictor for  $p_T(z)$ , for  $z \in \mathbb{O}$ .*

The solution of the OCP (11) leading to an explicit formula for the optimal control  $U^{(\text{opt})}$  is described next.

**Formula for optimal control:** Denote

$$\phi(y, v; \rho) := -\rho(R)^\dagger (\rho((c - \rho(c))y) - \rho(Rv)), \quad y \in \mathbb{R}^d, v \in \mathbb{R}^{m \times d}, \rho \in \mathcal{P}(\mathbb{S}).$$

Here,  $\rho(R)^\dagger$  denotes the pseudo-inverse of the  $m \times m$  matrix  $\rho(R) := \sum_{x \in \mathbb{S}} \rho(x) R(x)$ . The other two terms are  $\rho((c - \rho(c))y) := \sum_{x \in \mathbb{S}} \rho(x)(c(x) - \rho(c))y(x)$  and  $\rho(Rv) := \sum_{x \in \mathbb{S}} \rho(x) R(x)v(x)$ . Note that both of these terms are  $m \times 1$  vectors.

**Theorem 12 (Thm. 17 in Chang and Mehta (2025))** *Consider the OCP (11). Then an optimal control is of the feedback form given by*

$$U_t^{(\text{opt})} = \phi(Y_t, V_t; \pi_t), \quad \text{P-a.s.}, \quad 0 \leq t \leq T-1. \quad (12a)$$

*Suppose  $(Y^{(\text{opt})}, V^{(\text{opt})})$  is the solution of the BSΔE (10) with  $U = U^{(\text{opt})}$ . Then the following representation holds:*

$$\pi_t(Y_t^{(\text{opt})}) = \mu(Y_0^{(\text{opt})}) - \sum_{s=0}^{t-1} (U_s^{(\text{opt})})^\top e(Z_{s+1}), \quad \text{P-a.s.}, \quad 0 \leq t \leq T. \quad (12b)$$

**Remark 13** *Compare (12b) with the representation given in Prop. 10. While the representation in Prop. 10 is given only for the terminal time  $T$ , Thm. 12 shows that the optimal control input in fact yields a representation for the entire conditional measure  $\pi_t$  for  $0 \leq t \leq T$ .*

Denote

$$\Pi := \{\rho : \Omega \times \{1, 2, \dots, T\} \rightarrow \mathcal{P}(\mathbb{S}), \quad \rho_t \in \mathcal{Z}_t, \quad 1 \leq t \leq T\}.$$

Note that the conditional measure  $\pi = \{\pi_t : 1 \leq t \leq T\}$  is an element of  $\Pi$ . The subset of deterministic probability measures in  $\Pi$  is denoted by  $\Pi^{(\text{det})}$ .

**Fixed-point mapping:** Pick  $\rho \in \Pi$  and consider the BSΔE control system,

$$Y_t(x) = (AY_{t+1})(x) + c^\top(x)(U_t + V_t(x)) - V_t^\top(x)e(Z_{t+1}), \quad x \in \mathbb{S}, \quad t = 0, 1, 2, \dots, T-1, \quad (13a)$$

$$U_t = \phi(Y_t, V_t; \rho_t), \quad t = 0, 1, 2, \dots, T-1, \quad (13b)$$

$$Y_T(x) = F(x), \quad x \in \mathbb{S}. \quad (13c)$$

Although the formula for the optimal control law is applied, the resulting control input is generally sub-optimal, since  $\rho$  may not coincide with the true conditional measure  $\pi$ .

Because the terminal condition  $Y_T = F$  is arbitrary, the solution  $Y$  induces a mapping  $\mathcal{N} : \mathcal{D} \subset \Pi \rightarrow \Pi$  as follows:

$$(\mathcal{N}\rho)_t(Y_t) := \mu(Y_0) - \sum_{s=0}^{t-1} U_s^\top e(Z_{s+1}), \quad 0 \leq t \leq T, \quad (13d)$$

where on the right-hand side,  $\{U_s : 0 \leq s \leq t-1\}$  is according to (13b) and  $Y_0$  is the solution of (13a) at time  $t = 0$ . It is clear that  $\mathcal{N}\rho \in \mathcal{Y}^\dagger$  because the right-hand side of (13d) is well-defined and  $\mathcal{Z}_t$ -measurable for each  $0 \leq t \leq T-1$ . The domain  $\mathcal{D}$  is defined to be the largest subset in  $\Pi$  such that  $\mathcal{N}\rho \in \Pi$ . That the domain is non-empty is because of the following corollary of Thm. 12.

**Corollary 14 (Corollary 20 in Chang and Mehta (2025))** *Consider (13). Then  $\pi \in \mathcal{D}$  and moreover*

$$\mathcal{N}\pi = \pi, \quad \text{P-a.s.}$$

**Proof** With  $\rho = \pi$ , because  $\phi$  is used in (13b), (13d) is given by (12b). ■

## References

- Heng-Sheng Chang and Prashant G Mehta. Dual filter: A mathematical framework for inference using transformer-like architectures. *arXiv preprint arXiv:2505.00818*, 2025.
- Samuel N Cohen and Robert J Elliott. A general theory of finite state backward stochastic difference equations. *Stochastic Processes and their Applications*, 120(4):442–466, 2010.
- Zihang Dai, Zhilin Yang, Yiming Yang, Jaime Carbonell, Quoc V Le, and Ruslan Salakhutdinov. Transformer-xl: Attentive language models beyond a fixed-length context. *arXiv preprint arXiv:1901.02860*, 2019.
- Philipp Dufter, Martin Schmitt, and Hinrich Schütze. Position information in transformers: An overview. *Computational Linguistics*, 48(3):733–763, 2022.
- Masaaki Fukasawa, Takashi Sato, and Jun Sekine. Backward stochastic difference equations on lattices with application to market equilibrium analysis. *arXiv preprint arXiv:2312.10883*, 2023.
- Alex Graves. Generating sequences with recurrent neural networks. *arXiv preprint arXiv:1308.0850*, 2013.
- Daniel Jurafsky and James H. Martin. *Speech and Language Processing: An Introduction to Natural Language Processing, Computational Linguistics, and Speech Recognition with Language Models*. 3rd edition, 2025. URL <https://web.stanford.edu/~jurafsky/slp3/>. Online manuscript released January 12, 2025.
- Thomas Kailath, Ali H Sayed, and Babak Hassibi. *Linear Estimation*. Prentice Hall, 2000.
- Jin Won Kim and Prashant G Mehta. The arrow of time in estimation and control: Duality theory beyond the linear Gaussian model. *IEEE Control Systems Magazine*, 45(2):70–90, 2025.
- Mary Phuong and Marcus Hutter. Formal algorithms for transformers. *arXiv preprint arXiv:2207.09238*, 2022.
- Sebastian Raschka. *Build a Large Language Model (From Scratch)*. Simon and Schuster, 2024.
- Ashish Vaswani, Noam Shazeer, Niki Parmar, Jakob Uszkoreit, Llion Jones, Aidan N Gomez, Łukasz Kaiser, and Illia Polosukhin. Attention is all you need. *Advances in neural information processing systems*, 30, 2017.
- Stephen Wolfram. *What Is ChatGPT Doing:... and Why Does It Work?* Wolfram Media, 2023.