

Segmentation Assisted Incremental Test Time Adaptation in an Open World

Manogna Sreenivas and Soma Biswas
 Indian Institute of Science
 Bengaluru, India
 {manognas,somabiswas}@iisc.ac.in

Abstract

In dynamic environments, unfamiliar objects and distribution shifts are often encountered which challenge the generalization abilities of the deployed trained models. This work addresses Incremental Test Time Adaptation (ITTA) of Vision-Language Models (VLMs), tackling scenarios where unseen classes and unseen domains continuously appear during testing. Unlike traditional Test Time Adaptation approaches, where the test stream comes only from a predefined set of classes, our framework allows models to adapt simultaneously to both covariate and label shifts, actively incorporating new classes as they emerge. Towards this goal, we establish a new benchmark for ITTA, integrating single-image TTA methods for VLMs with active labeling techniques that query an oracle for samples potentially representing unseen classes during test time. We propose a segmentation assisted active labeling module, termed SegAssist, which is training-free and repurposes the VLM’s segmentation capabilities to refine active sample selection, prioritizing samples likely to belong to unseen classes. Extensive experiments on several benchmark datasets demonstrate the potential of SegAssist to enhance the performance of VLMs in real-world scenarios, where continuous adaptation to emerging data is essential.

1. Introduction

Consider a model deployed in real world, navigating a dynamic environment where it encounters familiar objects in unfamiliar settings and new objects it has never seen before. For instance, a model trained to recognize urban entities like cars, trucks, and pedestrians might suddenly come across unfamiliar elements, such as bicycles or animals, when it transitions to a rural landscape. In these situations, the model must not only adapt to the changed appearance of known objects, affected by varying factors like lighting and weather, but also correctly identify unfamiliar objects as new classes instead of misclassifying them. Moreover, it must seamlessly integrate this new information to remain accurate and relevant in real-time. This is

the underlying motivation of *Incremental Test Time Adaptation (ITTA)*, where a deployed model must continuously adapt to changes in data distribution and incorporate emerging classes in an online manner. Traditional TTA methods [1, 2, 24, 27] aim to recognize known classes in unseen domains with batches of test data. Recently, VLMs such as CLIP [19], have shown excellent zero-shot generalization abilities due to their pre-training on web-scale image-text data, making them promising candidates for the challenging single-image TTA scenario [11, 22].

In this work, we propose a more realistic Incremental TTA setting, since data in the open-world can come not only from unseen distributions, but from unseen classes as well. Our protocol reimagines TTA as an evolving learning process, suited for real-world applications where environments are constantly changing. This is done by actively querying an oracle for labels of uncertain samples to discover and incorporate new classes, thereby continuously expanding its knowledge in an online setting. Towards this goal, we propose a novel active sample selection module termed SegAssist, which leverages pixel-wise segmentation to determine whether an uncertain sample should be chosen for active labeling. This ensures that we utilize the limited active labeling budget judiciously, primarily for labeling samples of new classes. *SegAssist is a training-free plug-in module which can be seamlessly integrated with existing single-sample TTA frameworks to adapt them to the ITTA scenario.* Our key contributions are summarized as follows:

- We address the real-world challenging task of Incremental Test Time Adaptation (ITTA) in an open-world with both covariate and label shift using VLMs.
- We establish strong baselines using different active labeling strategies and state-of-the-art CLIP-based TTA methods, paving the way for future research in this direction.
- We propose a novel training-free active labeling module, named SegAssist, which dynamically queries and incorporates new classes, supporting class recognition in a continuously expanding set of classes in an online setting. SegAssist can be seamlessly plugged in with existing TTA methods to equip them for ITTA.

Training	TTA	Covariate shift	Label shift	Single image	Classification task	Methods
✓	✓	✓	✗	✗	C_s	TENT[27], CoTTA[29],ROID[16]
✗	✓	✓	✗	✓	C_s	TPT[22], TDA[11], DPE[32]
✗	✓	✓	✓	✗	$C_s + 1$	Open world TTA [13, 14]
✓	✗	✗	✓	✗	$C_s + C_u$	Class Incremental Learning [9, 15, 20]
✗	✓	✓	✓	✓	$C_s + C_u$	Proposed ITTA framework

Table 1. Comparison of the proposed ITTA framework with existing research directions.

- We propose a novel metric termed Incremental Class Detection Delay (ICDD) to quantify an ITTA method in terms of the timeliness of detecting new classes.
- We demonstrate the effectiveness of our method through extensive experiments on several benchmark datasets, showcasing its robustness in handling both covariate and label shifts during test time.

2. ITTA: A step towards TTA in real world

The motivation for addressing Incremental Test Time Adaptation (ITTA) stems from the growing demand for models that can handle dynamically changing, real-world environments, where assumptions of a fixed distribution between training and test data rarely hold. Existing approaches have attempted to address isolated aspects of these challenges, yet they often fall short in real-world scenarios such as autonomous systems, surveillance, etc. which demand that models adapt to changes in both the nature of input data (covariate shift) and the introduction and assimilation of entirely new object categories (label shift). We first describe the existing closely related research directions (Table 1), motivating the need for the proposed ITTA framework.

- **TTA with only Covariate Shift:** Traditional TTA methods like TENT [27], CoTTA [29], ROID [16] focus on adapting models trained on clean data to handle changes in data distribution during test-time without changing the underlying classes. *These methods cannot accommodate dynamically emerging new classes.*
- **Single-Image TTA with Covariate Shift:** With the advent of pretrained VLMs, methods like TPT [22], TDA [11], DPE [32] address single-image TTA, which is closer to a real-time scenario, but with fixed label space. *Thus, they also cannot handle test samples from unseen classes outside the C_s predefined classes of interest.*
- **Open-World TTA with Covariate and Label Shift:** To handle unknown classes, only recently, open-world TTA methods [13, 14, 23] propose to do $(C_s + 1)$ -way classification, where C_s represents the seen classes and an additional class is reserved for all unknown classes. *However, these methods do not support incremental learning of these new classes, which is crucial in real-world.*
- **Class Incremental Learning (CIL):** Traditional CIL techniques [15, 20] aim to incorporate new classes with time. However, they often assume access to training data for these new classes to continually learn the model.

Hence, they are ill-suited to dynamic TTA settings where only one unlabeled test sample is available at a time and immediate adaptation is desired.

Our work combines these considerations by establishing a novel *Incremental Test Time Adaptation (ITTA)* protocol reflecting the online nature of real-world deployment. ITTA requires the model to not only adapt to covariate shifts, but also incrementally learn new classes without relying on additional training data. It enables the model to:

1. Continuously adapt to covariate shifts.
2. Recognize and incorporate new classes as they appear.
3. Operate on a single-image basis without access to batches or any labeled data.
4. Maintain performance across seen classes and a growing set of dynamically incorporated unseen classes.

To address the need for continuous class expansion, we leverage active learning to query samples where the model exhibits uncertainty. When a queried sample belongs to a previously unseen class, we dynamically add this class to the list of seen classes, thereby enabling ongoing classification across both previously seen and emerging new categories. This framework enables efficient adaptation in highly variable, real-world environments.

Vision Language Models for ITTA: VLMs like CLIP [19] provide a flexible framework for incremental adaptation in open-world settings due to their ability to leverage predefined class names as text-based classifiers. In VLMs such as CLIP, classification is performed by matching the visual embedding of an image to the text embeddings of class names. Given a set of known classes (i.e. classes expected to be encountered for the given application) $\mathcal{C}_s = \{c_1, c_2, \dots, c_S\}$, where each class c_i is associated with a descriptive label (e.g., “a photo of a car”), VLMs generate text embeddings $\phi_T(c_i)$ for each class c_i . These text embeddings act as the classifiers, enabling the model to perform zero-shot classification by computing the similarity between the image embedding $\phi_I(x_t)$ and each text embedding $\phi_T(c_i)$. Here ϕ_I and ϕ_T denote the image and text encoders of the VLM respectively.

In the context of ITTA, VLMs are particularly advantageous due to their ability to dynamically expand the set of seen classes with minimal modification. During ITTA, incoming test samples are sequentially processed, and uncertain samples are flagged for active labeling queries. If a queried sample x_t is identified as an unseen class u , it is added to the set of seen classes. Thanks to the text encoder, the classifier set can be updated to incorporate the text embedding of the newly discovered class. *This free classifier expansion mechanism is a key advantage of VLMs in ITTA, as it allows for seamless integration of new classes and enables the model to continuously adapt to new categories as they appear in an open-world setting.*

3. Related Works

Here, we describe some of the related works in literature.

Test Time Adaptation: TTA methods aim to adapt a model trained on one domain to test data from another domain without requiring access to the original training data. Early TTA approaches, such as TENT [27], BN Stats Adapt [21], CoTTA [29], and ROID [16] focus on adapting models to handle covariate shifts, such as changes in lighting, weather conditions and other common corruptions. These methods typically assume access to a batch of test samples at a time for continuous adaptation. More recently, single-sample TTA based on pre-trained vision-language models like CLIP [19] has been explored by approaches such as TPT [22], TDA [11], and DPE [32]. However, these methods address only covariate shifts and are not equipped to handle label shifts during testing, as in the realistic ITTA scenario which is of our interest.

Active Labeling (AL): AL methods aim to efficiently query informative samples to reduce the need for extensive labeling, making it particularly valuable in resource-constrained scenarios [26]. Traditional AL methods [12, 18, 31] operate in an offline setting, typically requiring access to large, fixed datasets, and are applied during model training. Recently, AL has been explored in the TTA context, as in ATTA [4], which queries samples during test time. However, [4] assumes that test samples arrive in batches and belong to a fixed set of classes, limiting their applicability in single image ITTA scenario. In contrast to these works which query uncertain samples from the fixed set of classes, in this work, we propose to leverage active labeling to query uncertain samples during single-image test time adaptation to enable real-time incorporation of new classes as they appear. While many existing AL strategies rely on abundant data or batch processing [4, 12, 18, 31] to compute selection metrics, we explore selection criteria that can be calculated on a per-sample basis, suitable for single image TTA.

Open World and Incremental Learning: Learning to recognize new classes in an open-world is a challenging problem, which has been studied from several perspectives. Out of Distribution (OOD) detection methods [5, 6, 28] aim to distinguish between seen and unseen class samples, typically formulated as a $(C_s + 1)$ -way classification problem, where C_s represents the seen classes and a +1 class is reserved for the unknown classes. Traditional OOD approaches rely on access to abundant data and are generally applied during training [3, 5, 10, 25, 28], although recent studies have explored OOD detection in a batch-wise TTA setting [13, 14]. In contrast, incremental learning [9, 15, 20] address the challenge of adding new classes over time without forgetting previously learned classes. However, these methods assume access to training data for new classes and typically require retraining to incorporate new information, making them unsuitable for real-time TTA scenarios.

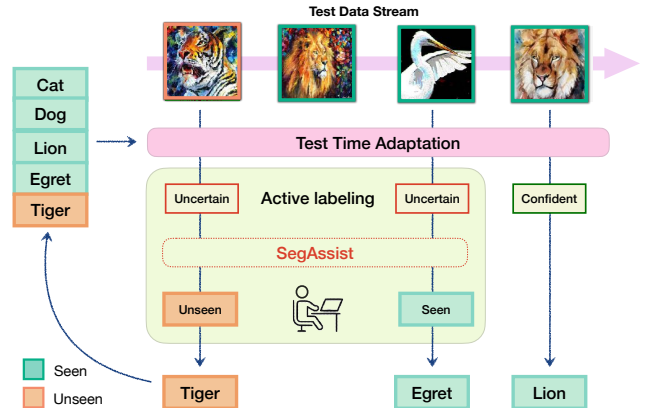


Figure 1. Incremental Test Time Adaptation: A test stream in real world can consist of samples with covariate (painting) and label shift (unseen classes). The goal here is to incorporate new classes by querying uncertain samples for active labeling. The class is added to the set of seen classes if the oracle identifies it as an unseen class. SegAssist is a plug-in module we propose to favour selection of unseen class samples for active labeling.

These works address isolated aspects of real world scenarios, but they fall short in scenarios that combine multiple, complex conditions like covariate shift, label shift, and incremental learning. Towards this goal, we introduce a practical protocol termed Incremental Test Time Adaptation (ITTA), designed to handle all these challenges simultaneously in an online, real-time manner. We establish strong baselines for this problem by combining single-sample active learning strategies with TTA methods using CLIP [19].

4. Incremental Test Time Adaptation

4.1. Problem Definition

In this work, we address Incremental Test-Time Adaptation (ITTA) of Vision-Language Models (VLMs) in an open-world, where both covariate and label shifts can occur. During test-time adaptation, the model encounters a stream of test samples $\{x_t\}_{t=1,2,\dots}$, where each sample x_t may either belong to the seen classes $C_s = \{c_1, c_2, \dots, c_S\}$ or a previously unseen class. In the context of VLM, seen classes indicate the set of classes expected to be encountered in that scenario and for which labels are provided for classification. For example, in an autonomous driving scenario, the set of seen classes can be cars, buses, bikes, etc. The task is to predict a label y_t for each incoming test sample x_t while also adapting to distributional shifts and dynamically incorporating new classes as they emerge. This is done by integrating active labeling mechanism with TTA as shown in Fig. 1.

We use the CLIP VLM consisting of an image encoder ϕ_I and text encoder ϕ_T . Given the initial set of classes $C^0 = C_s$, the text encoder ϕ_T is used to obtain the text classifiers by embedding text prompts of the form “A photo

of a $\{c_i\}$ for each class $c_i \in C^0$. For an incoming sample x_t at time t , the model adapts itself and then predicts the label $y_t \in C^t$, where C^t is the set of seen classes till time t .

However, when the model encounters an uncertain sample, possibly a sample that does not belong to the set of seen classes C^t , an active learning query is triggered. The goal is to label this uncertain sample and determine if it belongs to a new class. If the queried sample x_t is confirmed to belong to a new, previously unseen class u , the model updates the set of known classes by adding the new class, i.e., $C^{t+1} \leftarrow C^t \cup \{u\}$ as illustrated in Fig. 1. Following this update, the model continues to classify subsequent samples from the expanded set of classes C^{t+1} . The adaptation and prediction process continue at each time step.

Budget for ITTA. Prior active labeling works define the annotation budget as a percentage of the dataset size or a fixed number of samples that can be queried for labeling. Here, as the test samples are streamed in an online manner, we define a replenishing budget \mathcal{B}_t more suited for an online scenario where we do not know the number of test samples apriori. \mathcal{B}_t is set based on a budget rate r (analogous to the percentage of data in offline active labeling) which is replenished after seeing every N samples. This budget controls the number of samples that can be queried for labeling. We set the budget rate r to 1% and N to 1000, replenishing the budget by 10 queries every 1000 test samples seen.

Towards the goal of ITTA, we establish a strong benchmark, choosing single-image TTA baselines based on VLMs, ZS-Eval [19], TDA [11], DPE [32]. We integrate these methods with active learning strategies to perform ITTA. We now describe our proposed method SegAssist, a simple plug-in module for active labeling, designed to favour selecting unseen class samples during test time.

5. Proposed Framework

In Incremental Test-Time Adaptation (ITTA), selecting informative samples for active labeling is critical in budget-constrained scenarios where querying each uncertain sample may not be feasible. If a test sample’s confidence score is below a predefined threshold, the oracle is queried for active labeling. However, with limited budget, it becomes crucial to refine this pool further, to select samples that are likely to belong to unseen classes. Towards this goal, we propose a novel module to further refine the samples obtained using existing active labeling strategies like confidence, entropy based uncertainty scores, etc.

5.1. Can CLIP scores identify New Classes?

Analyzing the Maximum Softmax Probability (MSP) scores obtained by matching CLIP’s global image features, from Fig. 2a, we observe that the confidence scores for known and unknown class samples exhibit substantial overlap.

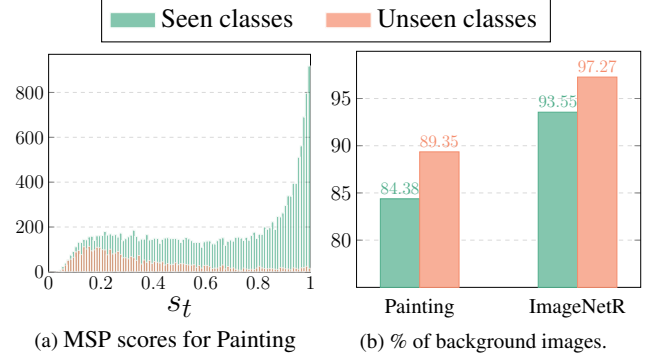


Figure 2. (a) The histogram of MSP scores obtained based on global features overlap significantly making it very challenging to distinguish between seen and unseen classes. (b) Among the uncertain samples, segmentation maps obtained from local features can help distinguish them, as more unseen class samples are characterized as background compared to seen class samples.

This makes it challenging to reliably distinguish unseen from seen classes based on scores like MSP alone, potentially leading to inefficient use of the available budget \mathcal{B}_t as seen class samples may be selected more frequently than unseen class samples. Here, we explore whether fine-grained, local image features can be leveraged to improve the ability to discriminate between seen and unseen classes.

To investigate this hypothesis, we perform pixel-wise segmentation for all uncertain samples, aiming to identify distinctive patterns between samples from seen vs. unseen classes. Using CLIP, we perform dense predictions on the image [33] by matching the patch features with the top-K predictions and a “background” class. For seen class samples, we expect the model to correctly classify the pixels into one of the top-K classes predicted, while samples from unseen classes should primarily register as “background” across most pixels. While this approach may not be perfectly accurate, as foreground pixels from unseen classes could map to related seen classes within the top-5 predictions, it can still aid in distinguishing seen and unseen class samples. Our analysis from Fig. 2b reveals that, among the uncertain samples, the number of background images (majority of pixels classified as background) is more for unseen class samples compared to uncertain seen class samples.

Based on this insight, we propose SegAssist to effectively select samples for active labeling. Only uncertain samples with over 95% of pixels classified as “background” are selected. Thus, SegAssist aims to refine the sample selection process, enhancing the budget utilization by prioritizing those test samples that are most likely to represent new, unseen classes. *SegAssist is a simple, yet effective plug-in module, requiring no additional model training. With no computation overhead, it can be seamlessly integrated with any existing TTA and active labeling method to adapt them to the realistic ITTA setting.*

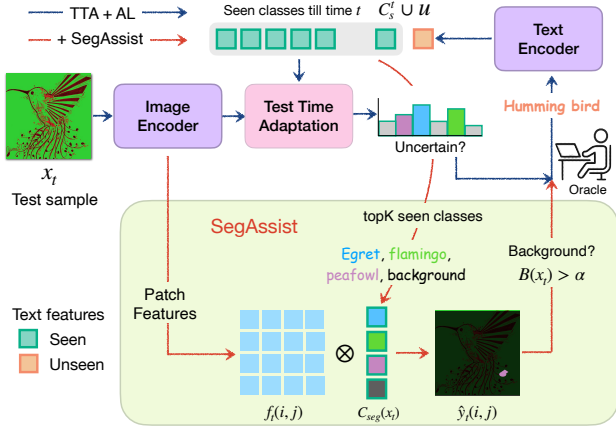


Figure 3. SegAssist is a plug-in module that can be integrated with existing TTA and active labeling methods. Uncertain samples are further filtered by performing pixel wise segmentation considering topK classes with “background” class. A sample is selected for labeling by the oracle only if the pixels are predominantly classified as “background”, prioritizing unseen class samples.

5.2. SegAssist for Active Sample Selection

The first step of active sample selection is to identify uncertain samples. Given an incoming sample $x_t \in \mathcal{X}$ from the test stream, we can utilize any standard measure like confidence, entropy, etc. to filter the initial set of uncertain samples. By default, we use the Maximum Softmax Probability (MSP) calculated as $s_t = \max_c p_c(x_t)$ to identify uncertain samples. Here, $p_c(x_t)$ is the softmax score predicted for class c . We consider x_t as *uncertain* if: $s_t < \tau$, where τ is the uncertainty threshold. Further, we refine this selection through the proposed SegAssist module, which consists of two key steps: (i) Generating pixel-wise segmentation maps, (ii) Selecting samples for active labeling based on background pixel proportion, as shown in Fig. 3.

(i) Pixel-Wise Segmentation of Uncertain Samples. For each uncertain sample x_t , let $\text{topK}(x_t)$ denote the top-K class names as predicted by the model. We define the set $C_{\text{seg}}(x_t) = \text{topK}(x_t) \cup \{\text{“background”}\}$ as the classes of interest to perform pixel-wise segmentation. Though global image feature, which is the embedding of the [CLS] token is used for classification in CLIP, we also have access to the patch features, which can be leveraged to get dense predictions. Following [30, 33], we obtain the patch features using the value vectors from the last self attention layer followed by the final projection layer. We $f_t(i, j)$ denote the feature of patch (i, j) of image x_t . Its prediction is obtained as

$$\hat{y}_t(i, j) = \arg \max_{c \in C_{\text{seg}}(x_t)} \langle f_t(i, j), t_c \rangle \quad (1)$$

where t_c is the text embedding of class $c \in C_{\text{seg}}(x_t)$. These predictions at the patch level are upsampled using bilinear interpolation to obtain the segmentation map $S(x_t)$.

	Method	IN-R	IN-A	Clipart	Painting
ZS-Eval [19]	Random	49.57	23.60	22.04	32.54
	Entropy	59.89	21.11	48.25	64.34
	MSP	62.92	24.59	47.65	70.59
	SegAssist	64.05	23.94	49.08	71.21
TDA [11]	Random	53.33	16.58	22.54	32.66
	Entropy	64.06	18.78	58.79	67.27
	MSP	70.38	19.27	58.99	68.83
	SegAssist	70.48	20.02	60.25	69.20
DPE [32]	Random	54.90	28.52	23.36	33.49
	Entropy	0.19	4.44	15.50	00.00
	MSP	68.09	24.62	65.35	71.45
	SegAssist	69.39	33.42	65.49	72.40

Table 2. Comparison of Harmonic Mean (higher is better) of seen and unseen class accuracy across different Active labeling and TTA Methods employed in the ITTA framework.

(ii) Background Ratio for Active Sample Selection. To assess if an uncertain sample x_t is more likely to belong to an unseen class, we compute the proportion of pixels in $S(x_t)$ classified as “background”. We denote $|S(x_t)|$ as the total number of pixels in $S(x_t)$. The background ratio $B(x_t)$ is then computed as:

$$B(x_t) = \frac{1}{|S(x_t)|} \sum_{i=1}^{|S(x_t)|} \mathbb{I}[S_i(x_t) = \text{“background”}], \quad (2)$$

where $\mathbb{I}[\cdot]$ is an indicator function, returning 1 if $S_i(x_t) = \text{background}$ and 0 otherwise.

We hypothesize that a high proportion of background pixels indicate that x_t belongs to an unknown class, as samples from known classes are expected to contain foreground predictions that align with seen classes C_s . Thus, we filter uncertain samples for active labeling based on their background ratio. Specifically, we select x_t for querying only if $B(x_t) > \alpha$ where α is a threshold, set to 0.95. This ensures that samples with a significant proportion of pixels classified as “background” are prioritized for active labeling.

In essence, SegAssist refines the selection process in ITTA, leveraging pixel-wise segmentation maps to prioritize samples that are genuinely novel, making the budget utilization and adaptation process more effective, as also illustrated in Fig. 3. By leveraging local features, SegAssist goes beyond traditional active labeling approaches to improve sample selection in open-world settings, where incorporating new classes dynamically is integral to the performance of the model. It can be integrated with any VLM based TTA framework, with practically no computation overhead. As the patch features are already computed, the only additional computation is the comparison of patch features with C_{seg} , thus making it a very light weight module.

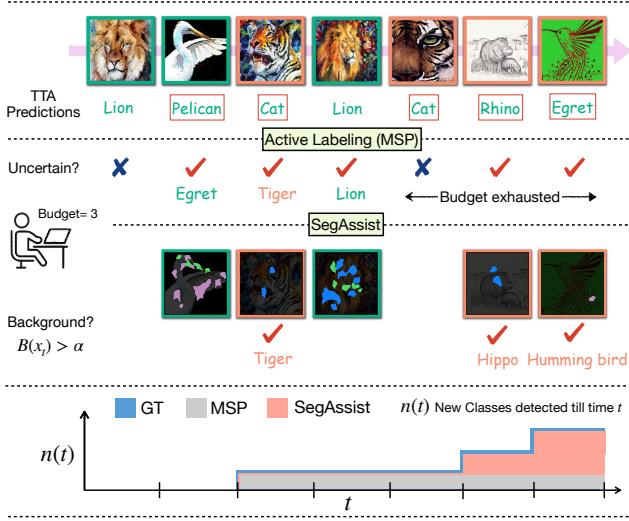


Figure 4. Given a budget of 3 samples, active selection based on MSP selects 3 samples, of which two are seen and only one is unseen. The budget being exhausted, the model cannot recognize unseen classes coming later in time. Incorporating SegAssist favors unseen sample selection, hence effectively using the budget. The plot below shows that SegAssist detects all three new classes as they are introduced while MSP detects only one class.

6. Incremental Class Detection Delay (ICDD)

In an open-world, where new classes appear dynamically with time, a key challenge for ITTA approaches is detecting these emerging classes as they are introduced. Towards this objective, we design *Incremental Class Detection Delay (ICDD)*, a metric to quantify the performance of an ITTA system in identifying new classes in a timely manner. It compares the rate of new class introductions in the *ground truth sequence* with the rate of class detections by the ITTA framework (bottom plot in Fig. 4), visualized as a normalized Area Under the Curve (AUC) plot. For each normalized time step t , we track two cumulative functions:

- $n_{gt}(t)$: the cumulative count of classes introduced till time t in the ground truth sequence.
- $n_{det}(t)$: the cumulative count of classes detected by the ITTA system till time t .

Both $n_{gt}(t)$ and $n_{det}(t)$ are normalized between 0 and 1 with respect to the total number of new classes. Similarly, time t is normalized to the interval $[0, 1]$, representing the fraction of the total test stream duration. This yields two cumulative curves spanning the area from (0,0) to (1,1), where $n_{det}(t)$ lags behind $n_{gt}(t)$ when there is a delay in the detection of an unseen class. The ICDD score is defined as the difference in AUC between these two curves

$$ICDD = AUC(n_{gt}(t)) - AUC(n_{det}(t)) \quad (3)$$

ICDD measures the delay in detecting new classes relative to their actual introduction in the test stream. A lower

	Method	IN-R	IN-A	Clipart	Painting
ZS-Eval [19]	Random	25.90	45.33	75.30	68.41
	Entropy	21.99	43.83	61.88	43.89
	MSP	17.21	41.47	62.04	39.14
	SegAssist	16.01	41.89	61.20	38.56
TDA [11]	Random	25.90	45.33	75.30	68.41
	Entropy	19.52	44.95	49.10	46.08
	MSP	13.25	43.93	50.68	39.31
	SegAssist	13.07	43.93	48.96	41.27
DPE [32]	Random	25.90	45.33	75.30	68.41
	Entropy	56.05	57.88	80.27	81.81
	MSP	19.64	47.18	49.00	34.70
	SegAssist	16.38	44.98	49.00	33.12

Table 3. Comparison of ICDD (lower is better) across different Active labeling and TTA Methods in the ITTA framework.

ICDD score (closer to zero) suggests that the ITTA system is highly responsive, detecting new classes almost immediately as they appear. Conversely, a higher score indicates a greater delay in identifying unseen classes, thereby leading to a decrease in the performance. ICDD facilitates comparison of different active learning and adaptation strategies, providing insights into their effectiveness in an open-world.

Complementary nature of ICDD and Accuracy Metrics

Here, we construct different ITTA scenarios to illustrate the complementary nature of ICDD and accuracy metrics in evaluating ITTA. The performance of ITTA methods are influenced by two key factors: (a) **Detection Delay**, where classes are either detected early or late. The extent of detection delay depends on the interaction between the active learning strategy and the test-time adaptation (TTA) method, both of which influence how efficiently the model discovers and integrates new information. To quantify detection delay, we propose the *Incremental Class Detection Delay (ICDD)*, which measures the discrepancy between the ground-truth class introduction curve and the detected class curve. A *lower* ICDD value indicates that classes are detected in a timely manner, whereas a *higher* ICDD signifies significant detection delay. (b) **Accuracy of Detected Classes**, where the newly detected unseen classes may be correctly or incorrectly classified. The classification accuracy is determined by the combined effect of the active selection strategy and the chosen TTA method. Even with a similar detection timeline (i.e., comparable ICDD values), different TTA methods can yield varying accuracies. For example, under comparable ICDD values, a method such as TDA [11] may achieve higher accuracy than ZS-Eval (Zero-Shot Evaluation), demonstrating the independent role of TTA in improving classification reliability.

To analyze the interplay between detection delay and classification accuracy, we consider four distinct detection scenarios which we illustrate in Fig. 5 and describe below:

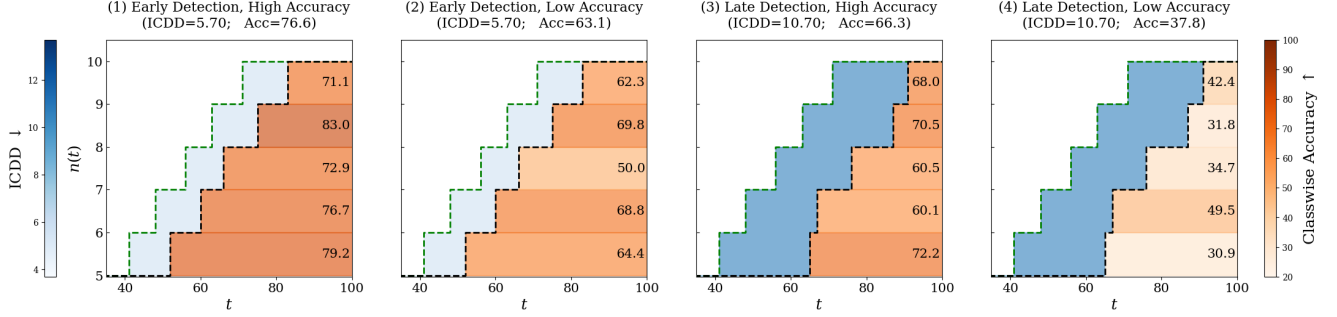


Figure 5. This figure illustrates the impact of early and late detection on the total number of classes recognized over time. The green dashed line represents the ground truth (ideal detection), while the black dashed line shows the detected classes under different scenarios. The shaded blue region quantifies the ICDD. Classwise accuracy of each newly detected class is shown at the detected time step.

(1) Early Detection, High Accuracy: Classes are detected early (low ICDD), often facilitated by effective active selection strategies such as MSP [6]. Additionally, high classification accuracy is achieved using strong TTA methods such as TDA [11], making this the ideal scenario.

(2) Early Detection, Low Accuracy: Here, detection is timely (low ICDD), but classification accuracy remains poor due to weaker baselines such as ZS-Eval, which simply applies zero-shot evaluation of CLIP on newly detected classes without adaptation.

(3) Late Detection, High Accuracy: The model detects classes with a delay (high ICDD), often the case with simple selection strategies like Random sampling, but achieves high classification accuracy due to stronger TTA methods.

(4) Late Detection, Low Accuracy: This represents the worst-case scenario, where the model not only detects new classes late (high ICDD) but also struggles with classification, leading to poor overall performance.

These observations emphasize the necessity of considering both ICDD and classification accuracy as they offer complementary perspectives on evaluating the overall effectiveness of an ITTA method. We discuss such scenarios from our experiments in the Appendix A.3. We report two key metrics: (1) the Harmonic Mean (HM) of accuracy on seen and unseen classes, and (2) ICDD, which together provide a comprehensive assessment of the ability of an ITTA method to both *discover* and *correctly classify* new classes. Although ICDD captures the timeliness of detection, whereas accuracy evaluates how well the detected classes are classified, we emphasize that we do not attribute ICDD solely to active labeling and HM to TTA performance. Rather, it is crucial to recognize that both metrics reflect the combined impact of both components, reinforcing the need for a holistic approach in ITTA evaluation.

7. Experimental Evaluation

Here, we describe the experiments performed to evaluate the effectiveness of the proposed framework.

7.1. Baseline VLM-based Single Image TTA

The proposed SegAssist active labeling module can be seamlessly used with existing VLM-based TTA methods [11, 32]. We plug-in SegAssist with Zero-Shot Evaluation (ZS-Eval) and state-of-the-art TTA approaches TDA [11], DPE [32] to demonstrate its effectiveness.

1) ZSEval [19]: A test image x_t is classified by matching its image feature $f_t = \phi_I(x_t)$ with text features $\phi_T(c)$ as $\hat{y}_t = \arg \max_{c \in C^t} \langle \phi_I(x_t), \phi_T(c) \rangle$, where C^t refers to the classes seen till time t in ITTA scenario.

2) TDA [11] (CVPR'24): They employ a training-free dynamic adapter to perform TTA of VLMs. This is done through a lightweight key-value cache to efficiently refine pseudo labels without backpropagation.

3) DPE [32] (NeurIPS'24): Here, they perform TTA by effectively accumulating task-specific knowledge from both textual and visual modalities through a Dual Prototype Evolving (DPE) approach. They also optimize learnable residuals to align the prototypes from both modalities.

7.2. Baseline Active Labeling Methods

To enable a model deployed in real world to discover new classes, we propose to use Active Labeling (AL) to identify test samples to be queried by an oracle. Most recent AL techniques require abundant data [4, 12, 18, 31] to identify active samples, which may not be suitable for single-sample ITTA scenario which is of our interest. Consequently, we employ AL methods that enable querying on a per-sample basis, which we now describe.

1. Random: This is the simplest AL baseline, in which a test sample is randomly selected for querying with probability r . Here, r is the predefined budget rate defining the budget B_t as described in Section 4.1.

2. Maximum Softmax Probability (MSP): This method selects samples based on the MSP score $s_t = \max_{c \in C^t} p_c$ predicted by the model. Here, p_c is the predicted probability for class c . Samples are queried if their MSP score falls below a threshold, indicating low confidence.

(a) Varying budget rates r (HM \uparrow / ICDD \downarrow).				(b) Varying threshold (HM \uparrow / ICDD \downarrow).				(c) Varying ratio of unseen to seen (HM \uparrow).					
Budget	Method	DN-Painting	ImageNet-R	Thresh.	Method	DN-Painting	ImageNet-R	Method	0.1	0.25	0.5	0.75	1.0
0.5%	ZSEval*	62.00 / 50.32	52.12 / 26.21	0.1	ZSEval*	59.92 / 49.64	52.14 / 29.39	ZSEval*	62.30	70.59	64.38	60.21	60.50
	+SegAssist	63.13 / 50.28	52.58 / 25.54		+SegAssist	60.82 / 48.35	52.14 / 29.39	+SegAssist	70.38	71.21	65.12	60.55	61.10
1.0%	ZSEval*	70.59 / 39.14	62.92 / 17.21	0.2	ZSEval*	70.59 / 39.14	62.92 / 17.21	TDA*	64.34	68.83	64.96	61.17	60.28
	+SegAssist	71.21 / 38.56	64.05 / 16.01		+SegAssist	71.21 / 38.56	64.05 / 16.01	+SegAssist	64.74	69.20	66.78	63.21	62.35
1.5%	ZSEval*	73.82 / 32.56	68.02 / 13.55	0.3	ZSEval*	66.83 / 45.48	62.97 / 13.47	DPE*	63.32	71.45	64.00	60.82	60.31
	+SegAssist	75.98 / 29.93	68.98 / 12.02		+SegAssist	69.18 / 43.12	63.91 / 13.25	+SegAssist	66.24	72.40	64.56	61.34	61.20

Table 4. Performance of SegAssist across different ITTA scenarios. * refers to using MSP as AL method with the TTA method.

3. Entropy: The uncertainty of model predictions can be measured using the entropy measure $H(x_t) = -\sum_{c \in C^t} p_c \log p_c$ and is frequently used to identify samples for active labeling. Test samples with entropy above a predefined threshold are selected for querying.

7.3. Datasets and Implementation Details

We use the following large-scale benchmark datasets for evaluation. **ImageNet-R** [7] is a realistic style transfer dataset encompassing interpretations of 200 ImageNet classes. **ImageNet-A** [8] is an adversarial style transfer dataset, containing of 7,500 images belonging to 200 categories. We perform experiments on **Clipart** and **Painting** domains from the **DomainNet** [17] dataset. We split the total number of classes in each dataset into seen and unseen classes, in the ratio of 4:1 to create the test stream. We use a budget rate r as 1% and the budget \mathcal{B}_t is replenished with 10 samples for every 1000 test samples. We set the active labeling threshold for MSP and Entropy as 0.2 and 0.5 and respectively. For SegAssist, we consider the top 5 classes predicted by the model and “background” to perform pixel-wise segmentation. We use CLIP ViT-B16 [19] model for all our experiments. For baseline TTA methods, we use the same hyperparameters used in their works [11, 32]. We run all experiments on an NVIDIA A6000 graphics card.

7.4. Experimental Results and Analysis

Comparison with baseline TTA and AL methods. In Table 2 and 3, we observe that the performance of SegAssist is better than prior baselines in most cases (across TTA and AL baselines), only at times second to MSP. Although SegAssist tries to judiciously use the budget for unseen classes coming later in time, unseen classes semantically related to seen classes can have background ratio $B(x_t) < \alpha$. Here, MSP would select the test sample for active labeling while SegAssist would not, leading to delayed class detection in some cases. However, SegAssist performs better in majority of the cases. We report the seen and unseen class accuracy in Table 7 and 8.

Varying Budget rate. We vary the budget rate as 0.5%, 1.0% and 1.5% to study the effect of the budget rate (Table 4a) on the performance of our method. We observe that the performance of our method consistently improves with

respect to the baseline AL method MSP across all budget rates. A higher budget rate naturally allows the model to query more samples, thereby enabling it to discover new classes faster, improving the overall performance.

Varying uncertainty threshold. We vary the threshold for MSP and SegAssist as 0.1, 0.2 and 0.3. SegAssist consistently outperforms MSP across all thresholds (Table 4b).

Varying ratio of unknown to known classes. We evaluate our module across test scenarios with varying unknown-to-known class ratios: 0.1, 0.25, 0.5, 0.75, and 1.0 on DN-Painting. From Table 4c, we observe SegAssist consistently outperforms MSP across all ratios and methods.

Scope of this work. Our goal is to formalize the ITTA problem and establish strong baselines using existing Active Labeling and TTA methods, followed by proposing a simple solution for ITTA. We introduce a lightweight plugin module, SegAssist, that can be integrated with any existing TTA method, which is the primary focus of this work. Our goal is *not* to introduce a new TTA method, and our approach is *not* positioned as a competitor to large models like GPT-4; rather, we focus on lightweight, efficient adaptation of accessible models like CLIP for real-world deployment.

Future research directions. In this work, actively labeled samples are only used to incorporate new classes. These samples could further enhance model performance through finetuning or to guide diverse sample selection for active labeling. Developing advanced active labeling methods and specialized ITTA algorithms is an important direction for future research but beyond our scope.

8. Conclusion

Towards the goal of enabling VLMs to continuously adapt in real-world scenarios often characterized by both covariate and label shifts, we introduce and setup a benchmark for Incremental Test-Time Adaptation (ITTA). We propose *SegAssist*, a simple plug-in module which can be seamlessly integrated with current baseline TTA methods, to prioritize active labeling of unseen class samples over seen classes. Through extensive experiments, our results demonstrate that the proposed ITTA framework, enhanced by SegAssist, advances the adaptability of VLMs in dynamic, real-world settings. We hope this work will pave the way for further research in adapting VLM-based systems in an open-world.

References

- [1] Goirik Chakrabarty, Manogna Sreenivas, and Soma Biswas. A simple signal for domain shift. In *Proceedings of the IEEE/CVF International Conference on Computer Vision (ICCV) Workshops*, 2023. 1
- [2] Goirik Chakrabarty, Manogna Sreenivas, and Soma Biswas. Santa: Source anchoring network and target alignment for continual test time adaptation. *Transactions on Machine Learning Research*, 2023. 1
- [3] Xuefeng Du, Zhaoning Wang, Mu Cai, and Sharon Li. Towards unknown-aware learning with virtual outlier synthesis. In *International Conference on Learning Representations*, page 5, 2022. 3
- [4] Shurui Gui, Xiner Li, and Shuiwang Ji. Active test-time adaptation: Theoretical analyses and an algorithm. *arXiv preprint arXiv:2404.05094*, 2024. 3, 7
- [5] Haodong, Dong Lu, Shuo Gong, Jason Wang, and Kristen Moore Xue, Lina Yao. Learning with mixture of prototypes for out-of-distribution detection. In *The Twelfth International Conference on Learning Representations*, 2024. 3
- [6] Dan Hendrycks and Kevin Gimpel. A baseline for detecting misclassified and out-of-distribution examples in neural networks. *arXiv preprint arXiv:1610.02136*, 2016. 3, 7
- [7] Dan Hendrycks, Steven Basart, Norman Mu, Saurav Kadavath, Frank Wang, Evan Dorundo, Rahul Desai, Tyler Zhu, Samyak Parajuli, Mike Guo, et al. The many faces of robustness: A critical analysis of out-of-distribution generalization. In *CVPR*, 2021. 8
- [8] Dan Hendrycks, Kevin Zhao, Steven Basart, Jacob Steinhardt, and Dawn Song. Natural adversarial examples. *Proceedings of the IEEE/CVF conference on computer vision and pattern recognition*, 2021. 8
- [9] Saihui Hou, Xinyu Pan, Chen Change Loy, Zilei Wang, and Dahua Lin. Learning a unified classifier incrementally via rebalancing. In *Proceedings of the IEEE/CVF conference on computer vision and pattern recognition*, pages 831–839, 2019. 2, 3
- [10] Rui Huang and Yixuan Li. Mos: Towards scaling out-of-distribution detection for large semantic space. In *Proceedings of the IEEE/CVF Conference on Computer Vision and Pattern Recognition*, pages 8710–8719, 2021. 3
- [11] Adilbek Karmanov, Dayan Guan, Shijian Lu, Abdulmotaleb El Saddik, and Eric Xing. Efficient test-time adaptation of vision-language models. In *Proceedings of the IEEE/CVF Conference on Computer Vision and Pattern Recognition*, pages 14162–14171, 2024. 1, 2, 3, 4, 5, 6, 7, 8
- [12] K Krishna and M Narasimha Murty. Genetic k-means algorithm. *IEEE Transactions on Systems, Man, and Cybernetics, Part B (Cybernetics)*, 29(3):433–439, 1999. 3, 7
- [13] Jungsoo Lee, Debasmit Das, Jaegul Choo, and Sungha Choi. Towards open-set test-time adaptation utilizing the wisdom of crowds in entropy minimization. In *Proceedings of the IEEE/CVF International Conference on Computer Vision*, 2023. 2, 3
- [14] Yushu Li, Xun Xu, Yongyi Su, and Kui Jia. On the robustness of open-world test-time training: Self-training with dynamic prototype expansion. In *Proceedings of the IEEE/CVF International Conference on Computer Vision*, 2023. 2, 3
- [15] Zhizhong Li and Derek Hoiem. Learning without forgetting. *IEEE transactions on pattern analysis and machine intelligence*, 40(12):2935–2947, 2017. 2, 3
- [16] Robert A Marsden, Mario Döbler, and Bin Yang. Universal test-time adaptation through weight ensembling, diversity weighting, and prior correction. In *Winter Conference on Applications for Computer Vision*, 2024. 2, 3
- [17] Xingchao Peng, Qinxun Bai, Xide Xia, Zijun Huang, Kate Saenko, and Bo Wang. Moment matching for multi-source domain adaptation. In *Proceedings of the IEEE/CVF International Conference on Computer Vision*, pages 1406–1415, 2019. 8
- [18] Viraj Prabhu, Arjun Chandrasekaran, Kate Saenko, and Judy Hoffman. Active domain adaptation via clustering uncertainty-weighted embeddings. In *Proceedings of the IEEE/CVF international conference on computer vision*, pages 8505–8514, 2021. 3, 7
- [19] Alec Radford, Jong Wook Kim, Chris Hallacy, Aditya Ramesh, Gabriel Goh, Sandhini Agarwal, Girish Sastry, Amanda Askell, Pamela Mishkin, Jack Clark, et al. Learning transferable visual models from natural language supervision. In *International Conference on Machine Learning*. PMLR, 2021. 1, 2, 3, 4, 5, 6, 7, 8
- [20] Sylvestre-Alvise Rebuffi, Alexander Kolesnikov, Georg Sperl, and Christoph H Lampert. icarl: Incremental classifier and representation learning. In *Proceedings of the IEEE conference on Computer Vision and Pattern Recognition*, pages 2001–2010, 2017. 2, 3
- [21] Steffen Schneider, Evgenia Rusak, Luisa Eck, Oliver Bringmann, Wieland Brendel, and Matthias Bethge. Improving robustness against common corruptions by covariate shift adaptation. In *Neural Information Processing Systems*, 2020. 3
- [22] Manli Shu, Weili Nie, De-An Huang, Zhiding Yu, Tom Goldstein, Anima Anandkumar, and Chaowei Xiao. Test-time prompt tuning for zero-shot generalization in vision-language models. In *Neural Information Processing Systems*, 2022. 1, 2, 3
- [23] Manogna Sreenivas and Soma Biswas. Efficient open set single image test time adaptation of vision language models. *Transactions on Machine Learning Research*, 2025. 2
- [24] Manogna Sreenivas, Goirik Chakrabarty, and Soma Biswas. pstar: Pseudo source guided target clustering for fully test-time adaptation. In *WACV*, 2024. 1
- [25] Leitian Tao, Xuefeng Du, Xiaojin Zhu, and Yixuan Li. Non-parametric outlier synthesis. *arXiv preprint arXiv:2303.02966*, 2023. 3
- [26] Dan Wang and Yi Shang. A new active labeling method for deep learning. In *2014 International joint conference on neural networks (IJCNN)*, pages 112–119. IEEE, 2014. 3
- [27] Dequan Wang, Evan Shelhamer, Shaoteng Liu, Bruno Olshausen, and Trevor Darrell. Tent: Fully test-time adaptation by entropy minimization. In *International Conference on Learning Representations*, 2021. 1, 2, 3
- [28] Hualiang Wang, Yi Li, Huifeng Yao, and Xiaomeng Li. Clipn for zero-shot ood detection: Teaching clip to say no.

In *Proceedings of the IEEE/CVF International Conference on Computer Vision*, 2023. 3

- [29] Qin Wang, Olga Fink, Luc Van Gool, and Dengxin Dai. Continual test-time domain adaptation. In *CVPR*, 2022. 2, 3
- [30] Monika Wysoczańska, Oriane Siméoni, Michaël Ramamonjisoa, Andrei Bursuc, Tomasz Trzcinski, and Patrick Pérez. Clip-dinoiser: Teaching clip a few dino tricks for open-vocabulary semantic segmentation. *ECCV*, 2024. 5
- [31] Binhui Xie, Longhui Yuan, Shuang Li, Chi Harold Liu, Xinjing Cheng, and Guoren Wang. Active learning for domain adaptation: An energy-based approach. In *Proceedings of the AAAI conference on artificial intelligence*, pages 8708–8716, 2022. 3, 7
- [32] Ce Zhang, Simon Stepputtis, Katia Sycara, and Yaqi Xie. Dual prototype evolving for test-time generalization of vision-language models. *arXiv preprint arXiv:2410.12790*, 2024. 2, 3, 4, 5, 6, 7, 8
- [33] Chong Zhou, Chen Change Loy, and Bo Dai. Extract free dense labels from clip. In *European Conference on Computer Vision (ECCV)*, 2022. 4, 5

A. Appendix

A.1. SegAssist as a plugin module.

SegAssist can not only be used with MSP, but also with other standard AL techniques to further filter samples for active querying. We evaluate its effectiveness when using Entropy measure to initially select uncertain samples (Table 5). Further, we vary the threshold for Entropy based selection and SegAssist as 0.4, 0.5 and 0.6. From Table 5, we observe that, for threshold 0.4 and 0.5, using SegAssist in addition to Entropy outperforms simple Entropy based active selection. For 0.6 threshold, we observe that test samples were not being selected, suggesting that it is a very high entropy threshold and hence most samples fail to qualify this criterion, making the active labeling strategy practically inactive here. Hence, no new classes are recognized resulting in a HM of almost 0 in this case. This also suggests that MSP is a better measure for active sample selection as it is more robust across the choice of MSP thresholds as shown in Table 4b. in the main paper.

Threshold	Method	DN-Painting		ImageNet-R	
		HM↑	ICDD ↓	HM↑	ICDD ↓
0.4	Entropy	69.80	40.35	60.22	18.23
	+SegAssist	69.88	39.83	62.07	16.15
0.5	Entropy	62.87	45.22	59.88	21.99
	+SegAssist	64.34	43.89	60.21	21.66
0.6	Entropy	0.0	81.81	0.13	56.05
	+SegAssist	0.0	81.81	0.13	56.05

Table 5. Varying entropy threshold for active sample selection.

A.2. Varying topK classes for SegAssist

In this analysis, we vary the number of topK classes to select the foreground classes C_{seg} in order to perform pixel-wise segmentation in SegAssist. From Table 6, we observe that on selection either 3, 5 or 7 most confident classes, the performance of SegAssist is very similar. This is because, the segmentation maps could be very similar irrespective of the choice of K for low confident samples, as majority of the samples tend to be background images (most pixels classified as background) as shown from the statistics presented in Fig. 2(b) in the main paper. However, SegAssist consistently outperforms MSP for all choices of topK classes, suggesting that the performance of SegAssist is not sensitive to the choice of K.

topK	Method	DN-Painting		ImageNet-R	
		HM↑	ICDD ↓	HM↑	ICDD ↓
N/A	MSP	70.59	39.14	62.92	17.21
3	SegAssist	70.73	41.25	64.30	15.95
5	SegAssist	71.21	38.56	64.05	16.01
7	SegAssist	72.11	37.65	64.00	16.10

Table 6. Varying topK classes for selecting C_{seg} in SegAssist.

A.3. Empirical Analysis of ICDD and HM.

We report the detailed metrics of the experimental results (Table 2. and 3. in the main paper) including Accuracy on seen (Acc_S) and unseen (Acc_U) classes along with their Harmonic Mean (HM) and ICDD in Table 7 and 8. To further illustrate the complementary nature of ICDD and HM, we analyze a few specific cases which demonstrate that similar ICDD values do not necessarily imply similar accuracy, and vice versa, reinforcing the need for both metrics in evaluating Incremental Test-Time Adaptation (ITTA).

- **Same ICDD, Different HM:** For the Random strategy, since the test stream remains the same and the same random seed is used, the selected test samples for active labeling remain consistent across different TTA methods. As a result, the ICDD values remain the same for all TTA methods under the Random selection strategy. However, the classification performance varies significantly across methods. Notably, TDA and DPE, being more effective TTA methods, achieve higher HM values compared to ZS-Eval, demonstrating that even when detection delay remains unchanged, the choice of TTA method plays a crucial role in improving classification accuracy.
- **Similar ICDD, Different HM :** On the ImageNet-R dataset, ZS-Eval and DPE (using SegAssist) exhibit similar ICDD values (16.01 and 16.38, respectively). However, their HM values differ significantly (64.05 for ZS-Eval vs. 69.39 for DPE). This highlights that while both

	Method	ImageNet-R				ImageNet-A			
		$Acc_S \uparrow$	$Acc_U \uparrow$	HM \uparrow	ICDD \downarrow	$Acc_S \uparrow$	$Acc_U \uparrow$	HM \uparrow	ICDD \downarrow
ZS-Eval	Random	76.39	36.69	49.57	25.90	52.02	15.26	23.60	45.33
	Entropy	77.21	48.91	59.89	21.99	52.41	13.22	21.11	43.83
	MSP	76.98	53.2	62.92	17.21	52.24	16.08	24.59	41.47
	SegAssist	76.99	54.83	64.05	16.01	52.24	15.53	23.94	41.89
TDA	Random	80.2	39.95	53.33	25.90	55.19	8.51	16.58	45.33
	Entropy	80.67	53.12	64.06	19.52	55.78	11.29	18.78	44.95
	MSP	80.53	62.5	70.38	13.25	55.75	11.65	19.27	43.93
	SegAssist	80.53	62.66	70.48	13.07	55.84	12.19	20.02	43.93
DPE	Random	79.47	41.94	54.90	25.90	54.26	19.35	28.52	45.33
	Entropy	80.75	0.1	0.19	56.05	54.97	2.32	4.44	57.88
	MSP	80.05	59.24	68.09	19.64	54.84	15.87	24.62	47.18
	SegAssist	79.99	61.28	69.39	16.38	54.43	24.11	33.42	44.98

Table 7. Detailed Metrics for ImageNet-R and ImageNet-A datasets.

	Method	Clipart				Painting			
		$Acc_S \uparrow$	$Acc_U \uparrow$	HM \uparrow	ICDD \downarrow	$Acc_S \uparrow$	$Acc_U \uparrow$	HM \uparrow	ICDD \downarrow
ZS-Eval	Random	83.21	12.71	22.04	75.30	81.71	20.31	32.54	68.41
	Entropy	83.79	33.85	48.25	61.88	81.59	53.1	64.34	43.89
	MSP	83.74	33.3	47.65	62.04	81.49	62.27	70.59	39.14
	SegAssist	83.67	34.72	49.08	61.2	81.59	63.17	71.21	38.56
TDA	Random	83.25	13.03	22.54	75.30	81.25	20.43	32.66	68.41
	Entropy	83.56	45.35	58.79	49.1	81.28	57.38	67.27	46.08
	MSP	83.63	45.56	58.99	50.68	81.29	59.67	68.83	39.31
	SegAssist	83.61	47.10	60.25	48.96	81.32	60.22	69.2	41.27
DPE	Random	83.45	13.58	23.36	75.30	81.19	21.10	33.49	68.41
	Entropy	83.67	8.54	15.5	80.27	81.44	0	0	81.81
	MSP	83.52	53.67	65.35	49.00	80.07	64.5	71.45	34.7
	SegAssist	83.47	53.89	65.49	49.00	80.00	66.12	72.40	33.12

Table 8. Detailed Metrics for Clipart and Painting domains of DomainNet dataset.

methods detect new classes at a comparable pace, DPE yields superior classification accuracy. This scenario confirms that ICDD alone does not capture classification correctness, which is reflected by HM.

- **Different ICDD, Similar HM:** For the Painting domain, we observe that ZS-Eval and DPE achieve comparable HM values (71.21 and 72.40, respectively), indicating similar classification effectiveness for detected classes. However, their ICDD values differ significantly (38.56 for ZS-Eval vs. 33.12 for DPE), suggesting that while both methods classify detected classes with similar accuracy, their timeliness in detecting new classes varies. Specifically, DPE exhibits a lower ICDD, implying that it has detected new classes earlier compared to ZS-Eval. We attribute the reason for this case of Similar HM despite of different ICDD as follows: (1) Reduced Acc_S of DPE compared to ZS-Eval. (2) Accuracy also depends on both TTA Method and the particular classes detected.

More difficult classes detected in one method can result in lower accuracy compared to another method where maybe easier classes are detected. This further highlights how ICDD captures detection timeliness independently of classification performance.

These observations confirm that ICDD and HM capture different aspects of the detection process. While ICDD reflects detection timeliness, HM quantifies classification reliability. Together, they provide a comprehensive evaluation of ITTA performance, ensuring both aspects are considered when designing and comparing adaptation strategies.