

Fourier Feature Networks for High-Fidelity Prediction of Perturbed Optical Fields

JOSHUA R. JANDRELL¹ AND MITCHELL A. COX^{1,*}

¹School of Electrical and Information Engineering, The University of the Witwatersrand, Johannesburg 2050, South Africa

*Mitchell.Cox@wits.ac.za

Compiled August 28, 2025

Modelling the effects of perturbations on optical fields often requires learning highly oscillatory complex-valued functions. Standard multi-layer perceptrons (MLPs) struggle with this task due to an inherent spectral bias, preventing them from fitting high-frequency sinusoids. To overcome this, we incorporate Fourier features—a set of predefined sinusoids dependent on the perturbation—as an additional network input. This reframes the learning problem from approximating a complex function to finding a linear combination of basis functions. We demonstrate this method by training a Fourier Feature Network to predict the transmission matrix of a multimode fibre under mechanical compression. Compared to a standard MLP, our network reduces prediction error in the output field’s amplitude and phase by an order of magnitude, achieving a mean complex correlation of 0.995 with the ground truth, despite using 85% fewer parameters. This approach offers a general and robust method for accurately modelling a wide class of oscillatory physical systems.

<http://dx.doi.org/10.1364/ao.XX.XXXXXX>

When a complex optical field, U , propagates through a medium, perturbations – such as bending in an optical fiber [1] or turbulence in free space [2] – transform it into a new field, V . The ability to accurately model the effect of a perturbation, d , on V is critical for many other applications such as enabling high-fidelity imaging [3], free-space optical communications or driving the simulation-based design of optical information processing and wavefront shaping devices [1, 4], for example.

Machine learning models, such as multi-layer perceptrons (MLPs), offer a powerful approach for learning the propagation mapping $f(U, d) \rightarrow V$. They can often capture more nuance than purely theoretical models [3] and can allow systems to be characterized with fewer measurements [4, 5].

However, a standard MLP faces a fundamental dilemma when modelling a complex-valued optical field, $z \in \mathbb{C}$. The choice of representation creates a trade-off.

In its polar form, $z = |z|e^{i\phi_z}$, the phase ϕ_z exhibits jump discontinuities at intervals of 2π , which prevents effective learning via gradient descent. In its Cartesian form, $z = a_z + ib_z$, the real and imaginary components are continuous and differentiable. But this latter approach confronts a different and more subtle obstacle: *spectral bias*, the documented tendency of MLPs to struggle with learning high-frequency functions [6]. In many physical systems, such as optical modes propagating through a perturbed fibre, the phase evolves rapidly with respect to the perturbation. This causes the real and imaginary components, $a_z = |z| \cos(\phi_z)$ and $b_z = |z| \sin(\phi_z)$, to become highly oscillatory functions that the network cannot accurately approximate. Consequently, the network’s spectral bias prevents it from accurately approximating these components, leading to significant errors in the predicted field.

Here, we present a method to overcome this limitation. We equip an MLP with *Fourier features*: a set of sinusoidal basis functions proposed by Tancik *et al.* [6] to counteract spectral bias in image processing. Instead of only feeding the network the normalized perturbation \tilde{d} , we provide a higher-dimensional feature vector $\gamma(\tilde{d})$ as an additional input:

$$\gamma(\tilde{d}) = [\cos(\omega_1 \tilde{d}), \sin(\omega_1 \tilde{d}), \dots, \cos(\omega_M \tilde{d}), \sin(\omega_M \tilde{d})] \quad (1)$$

where $\{\omega_m\}_{m=1}^M$ is a collection of fixed frequencies. This encoding simplifies the MLP’s task from learning a periodic function from scratch to learning the appropriate linear combination of the provided basis sinusoids in $\gamma(\tilde{d})$.

To demonstrate this method and rigorously test its efficacy, we designed our experimental framework from first principles. We constructed three models following the philosophy of problem factorization: if possible, the model should not learn what is already known, or perform operations that can be implemented without machine learning. This frees the model to learn non-trivial relationships without its capacity being wasted on mundane tasks.

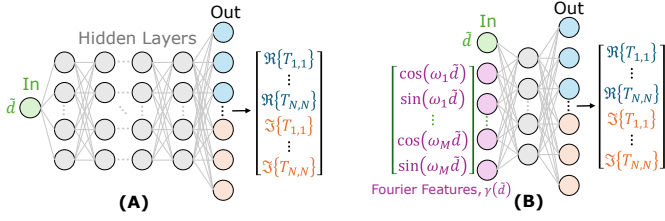


Fig. 1. Neural network architectures used predict the perturbation dependent transmission matrix $T(\vec{d}) = \Re\{T\} + i\Im\{T\}$. **(A)** The standard MLP requires a deep network of hidden layers while **(B)** FNET takes additional inputs $\gamma(\vec{d})$ but has fewer parameters.

A well-known tool for describing an optical scattering field, and simplifying machine learning tasks is the use of a medium's transmission matrix [3]. Rather than predicting the output field V directly, our networks were trained to predict the fields corresponding mode weights $|v\rangle$ in the orbital angular momentum (OAM) mode basis. In practise, any suitable basis can be used for this.

Any complex field, C , can be expressed as a linear superposition of orthogonal modes Ψ_n :

$$C = \sum_{n=1}^{\infty} c_n \Psi_n(s) \approx \sum_{n=1}^N |c_n\rangle \Psi_n(s) \quad (2)$$

where $c_n \in \mathbb{C}$ are modal coefficients and $|c\rangle = [c_1, c_2, \dots, c_N]^T$ is an $(N \times 1)$ column vector that approximates the field in the basis $\{\Psi_n\}_{n=1}^N$ [7]. This simplifies the spacial image-to-image mapping $f(U, d) \rightarrow V$ to a one-dimensional vector-to-vector mapping $f(|u\rangle, d) \rightarrow |v\rangle$. The perturbation, d , does not directly effect the propagating field; it alters the medium's transmission matrix, $T(d)$. Thus, the field transform from U to V can be fully described as a matrix multiplication:

$$|v\rangle = T(d) |u\rangle. \quad (3)$$

Since this is a well-defined linear operation, there is no benefit in learning it with an MLP. Instead, we learn the mapping from the perturbation to the transmission matrix, $f(d) \rightarrow T(d)$, and then compute the predicted output weights $|\hat{v}\rangle = f(d) |u\rangle$. For a constant input field $|u_j\rangle$ (corresponding to a single input mode), the task reduces to learning a single column of the TM: $f(d) \rightarrow |T_j(d)\rangle = |v\rangle$. This significantly reduces the problem complexity and data requirements. Because most standard machine learning frameworks do not support imaginary numbers, the complex vector $|v\rangle \in \mathbb{C}^N$ is represented as a real-valued vector $|y\rangle \in \mathbb{R}^{2N}$ where:

$$|y\rangle = [\Re\{|v\rangle\}^T, \Im\{|v\rangle\}^T]^T. \quad (4)$$

We tested this approach on the dataset from Matthès et al. [8], which records the complex TM of a multi-mode fibre under a compressive deformation, $d \in [0, 70] \mu\text{m}$. We fixed the input field to $U = \Psi_1 = \text{OAM}_{0,1}$ (a Gaussian)

and learned the $N = 20$ perturbation-dependent output modal weights for the basis of ten clockwise and ten anti-clockwise polarized OAM modes, resulting in a 40-neuron output size. For training data, we used 18 evenly spaced sample matrices from the dataset, with the remaining 18 used as unseen test cases to assess each model's ability to interpolate.

The core task, therefore, was to train a network to predict the perturbation-dependent column of the transmission matrix. To rigorously evaluate our proposed Fourier feature approach, we compared three architectures for this task, each representing a distinct modelling philosophy (depicted conceptually in Fig. 1).

First, a baseline Multi-Layer Perceptron (MLP) serves to demonstrate the fundamental challenge. Due to the spectral bias discussed previously, we expect this standard architecture to fail at fitting the highly oscillatory target function. Our baseline used a deep 16×20 -neuron (360 total neurons) architecture and a $\text{hardtanh}(x)$ activation function.

Second, we benchmarked against a Sinusoidal Representation Network (SIREN) [9]. A SIREN is a specialised architecture also designed to overcome spectral bias, but it does so *implicitly*. By using a periodic activation function, $\sin(\omega_0 x)$, throughout the network, it attempts to discover the necessary sinusoidal components as part of the training process. This provides a critical point of comparison: in contrast to our FNET, which is explicitly given a fixed frequency basis, the SIREN must learn an appropriate basis from the data. Our SIREN used three 20-neuron hidden layers and $\omega_0 = 6\pi$, matching the approximate centre frequency of the physical system. The SIREN has 100 neurons in total.

Third, our proposed Fourier Feature Network (FNET) combines a standard MLP backbone with the explicit, high-frequency basis provided by the Fourier feature vector, $\gamma(\vec{d})$. This architecture is intentionally shallow, using only a single 20-neuron hidden layer with a $\text{hardtanh}(x)$ activation. The FNET had 60 neurons in total.

The FNET's Fourier feature vector was constructed using a linear progression of frequencies, $\{\omega_m = 2\pi m\}_{m=1}^5$, a choice informed by the approximately ± 3 phase wraps observed in the data. The Nyquist-Shannon sampling theorem provides a useful heuristic for selecting these frequencies: for a normalized deformation $\vec{d} \in [0, 1]$ sampled at L points, any frequency ω_m exceeding the limit $\omega_{\max} = \pi L$ risks being misinterpreted as an aliased, lower-frequency component, which would degrade interpolation performance.

To ensure a fair comparison, all models were trained using an Adam optimiser (learning rate 0.001) for 200 epochs to minimise the mean squared error (MSE) loss, \mathcal{L}_{MSE} . The SIREN was given the specialised initialisation required for effective training, with weights selected from the uniform distribution $\mathcal{U}[-\sqrt{6/n_{\text{in}}}/\omega_0, \sqrt{6/n_{\text{in}}}/\omega_0]$, where n_{in} is the layer's input dimensionality [9].

The stability of the FNET's training is a direct conse-

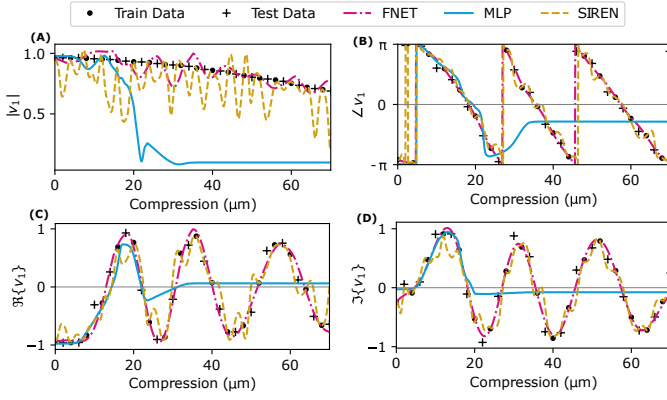


Fig. 2. Predictions of the (A) magnitude, (B) phase, (C) real, and (D) imaginary components for the first mode weight $|v_1\rangle$ with respect to compressive perturbation d .

quence of its architecture, which reframes the learning problem. Instead of approximating a highly oscillatory function from scratch – a task with a notoriously non-convex loss landscape prone to undesirable local minima – the network’s primary task is to find the optimal linear combination of a pre-defined sinusoidal basis. This simplifies the optimisation to a quasi-linear regression problem with a much smoother loss landscape, ensuring reliable convergence. This stability is a prerequisite for more advanced strategies, such as so-called curriculum learning.

While \mathcal{L}_{MSE} on the Cartesian components is effective for establishing the correct phase, it provides no explicit constraint on the predicted magnitude. This is a known trade-off: small, uncorrelated errors in the real and imaginary parts can combine to produce larger, non-monotonic errors in the amplitude. To address this anticipated effect, we introduce a loss term specifically for the amplitude, leading to a combined loss function:

$$\mathcal{L}_{\text{Combined}} = \frac{\alpha \mathcal{L}_{\text{MSE}}(|\hat{y}|, |y|) + \beta \mathcal{L}_{\text{MSLE}}(|\hat{v}|, |v|)}{\alpha + \beta}, \quad (5)$$

where $\mathcal{L}_{\text{MSLE}}$ is the Mean Squared Logarithmic Error, given by:

$$\mathcal{L}_{\text{MSLE}}(|\hat{v}|, |v|) = \frac{1}{N} \sum_{n=1}^N (\log(1 + |\hat{v}_n|) - \log(1 + |v_n|))^2 \quad (6)$$

and $\alpha : \beta = 1 : 10$ are weighting factors. We adopt a curriculum: the model is first trained for 100 epochs with \mathcal{L}_{MSE} to establish a good phase-space solution, followed by 100 epochs with $\mathcal{L}_{\text{Combined}}$ to refine the amplitude prediction.

We now present the results, beginning with a direct comparison of the three architectures under standard training. Figure 2 shows the comparative performance for predicting a single modal weight, $|v_1\rangle$, using the standard MSE loss.

The baseline MLP (—) partially fits the data for $d \in [0, 20] \mu\text{m}$ but fails to capture the oscillatory behavior.

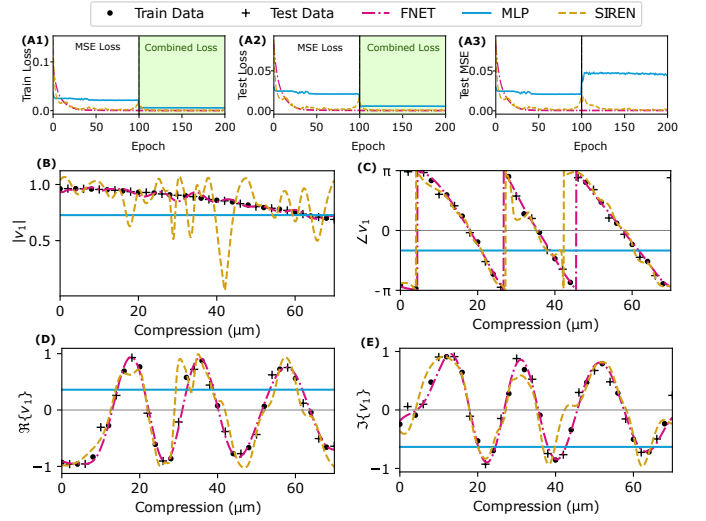


Fig. 3. (A1) Training and (A2) testing loss for curriculum learning with (A3) MSE test loss as a reference. The FNET now predicts (B) the magnitude of the first mode weight $|v_1\rangle$ without introducing ripples while still fitting (C) phase, (D) real, and (E) imaginary components.

The SIREN (---) captures periodicity but introduces significant high-frequency noise, particularly in the amplitude. This is a result of implicit internal frequencies above the sampling limit. In contrast, the FNET (---) converges smoothly and accurately models all components without high-frequency noise. The FNET is more consistent and robust because its architecture decouples the periodic basis (fixed features, $\gamma(\vec{d})$) from the linear combination (learned weights) to create a simpler optimization problem.

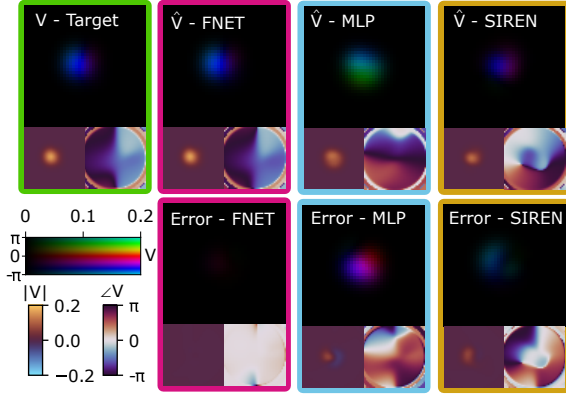
Figure 3 illustrates the results of the curriculum training. The FNET architecture successfully accommodates the change in loss function, reducing amplitude fluctuations without compromising the underlying phase prediction. The MLP struggles to satisfy both criteria, while the SIREN’s reliance on purely sinusoidal activations limits its ability to make the smooth, aperiodic adjustments needed for amplitude control. In contrast, the FNET’s architecture, which combines linear transformations with periodic basis functions, provides the necessary flexibility.

The performance of each model on unseen test data is quantified in Tab. 1, averaged over 50 runs. The FNET significantly outperforms the other models across all metrics. Notably, its high correlation $|\rho|$ remains consistent when moving from modal weights ($|\hat{v}\rangle$) to the full field (\hat{V}), indicating uniform accuracy across all modes.

The curriculum regime improved the FNET’s amplitude MAE by 22% with only a minor trade-off in phase accuracy. The final, high-fidelity reconstruction of an unseen output field is shown in Fig. 4. The FNET prediction is visually indistinguishable from the ground truth, whereas the baseline MLP fails to capture the correct spatial structure or phase. The FNET predicted these fields with a mean complex Pearson correlation

Table 1. Model Performance on Unseen Test Data (Averaged over 50 runs)

Model	Training Regime	$ \hat{\psi}\rangle$ (MAE)	$ \hat{\psi}\rangle$ (ρ)	\hat{V} (MAE)	\hat{V} (ρ)	SSIM
MLP	MSE only	$8.44\text{e}-2 \angle 0.40\pi$	$0.953 \angle 0.369\pi$	$3.25\text{e}-3 \angle 0.3843\pi$	$0.939 \angle 0.369\pi$	0.9186
	curriculum	$3.62\text{e}-2 \angle 0.44\pi$	$0.928 \angle 0.411\pi$	$1.56\text{e}-3 \angle 0.4206\pi$	$0.921 \angle 0.410\pi$	0.9605
SIREN	MSE only	$4.07\text{e}-2 \angle 0.26\pi$	$0.926 \angle 0.130\pi$	$1.33\text{e}-3 \angle 0.2466\pi$	$0.891 \angle 0.138\pi$	0.9698
	curriculum	$4.33\text{e}-2 \angle 0.29\pi$	$0.920 \angle 0.122\pi$	$1.41\text{e}-3 \angle 0.2545\pi$	$0.873 \angle 0.131\pi$	0.9694
FNET	MSE only	$9.34\text{e}-3 \angle 0.10\pi$	$0.998 \angle 0.063\pi$	$3.53\text{e}-4 \angle 0.0835\pi$	$0.996 \angle 0.063\pi$	0.9968
	curriculum	$7.29\text{e}-3 \angle 0.12\pi$	$0.997 \angle 0.060\pi$	$3.21\text{e}-4 \angle 0.0855\pi$	$0.995 \angle 0.060\pi$	0.9974

**Fig. 4.** Predicted field \hat{V} and error (difference to target) for an unseen compression $d = 42 \mu\text{m}$.

of $\bar{\rho} = 0.995 \angle 0.06\pi$ (absolute phase), while the MLP achieved only $\bar{\rho} = 0.911 \angle 0.41\pi$, despite the FNET using 85% fewer parameters.

The FNET's capacity to optimize for multiple criteria makes it suitable for physics-informed neural networks, where physics-based loss functions can be incorporated. Because the curriculum was implemented with minimal hyperparameter tuning, there is likely an opportunity for further optimization. There is also ample scope to apply FNET to more complicated frequency profiles or systems with multiple interdependent perturbations. Future work can also investigate the construction of the feature vector, γ . For example, in cases where a perturbation follows a known non-linear mapping $g(\tilde{d})$, the transformed feature vector $\gamma \circ g(\tilde{d})$ may prove effective. Another consideration is that the FNET has direct access to the value of \tilde{d} , which is ambiguous after the first SIREN layer due to the many-to-one mapping of its activation function. This could be addressed by re-introducing \tilde{d} after each SIREN layer, a topic for future work.

In conclusion, we have demonstrated that encoding a perturbation parameter as a set of Fourier features enables a standard MLP to model highly oscillatory complex optical fields with remarkable accuracy. By factorizing the physics problem—learning the perturbation-

dependent transmission matrix rather than the full field-to-field map—and using a curriculum learning strategy, our FNET model substantially outperforms baseline MLP and SIREN architectures. This approach alleviates the need for lookup tables or empirical measurements, while being several orders of magnitude more computationally efficient than complex simulations. It is general and robust, suggesting its applicability to a wide range of problems in optics and other domains involving oscillatory systems.

Funding. Content in the funding section will be generated entirely from details submitted to Prism. Authors may add placeholder text in this section to assess length, but any text added to this section will be replaced during production and will display official funder names along with any grant numbers provided.

Acknowledgment. Thank you Bob and Geraud N. Tasse for the fascinating discussions.

Disclosures. The authors declare no conflicts of interest.

Data availability. Models were trained on the dataset generated by Matthès *et al.* [8]. Additional data, code and model weights can be found on the corresponding [GitHub repository](https://github.com/WitsOCLab/FNETs)¹.

REFERENCES

1. S. Resisi, Y. Viernik, S. M. Popoff, and Y. Bromberg, *APL Photonics* **5** (2020).
2. M. A. Cox, N. Mphuthi, I. Nape, *et al.*, *IEEE J. Sel. Top. Quantum Electron.* **27**, 1 (2021).
3. Z. Ye, T. Zhao, and W. Xia, *Opt. Express* **33**, 16222 (2025).
4. S. Goel, C. Conti, S. Leedumrongwatthanakun, and M. Malik, *Opt. Express* **31**, 32824 (2023). Publisher: Optica Publishing Group.
5. Q. Zhang, S. Rothe, N. Koukourakis, and J. Czarske, *APL Photonics* **7** (2022). Publisher: American Institute of Physics Inc.
6. M. Tancik, P. Srinivasan, B. Mildenhall, *et al.*, "Fourier Features Let Networks Learn High Frequency Functions in Low Dimensional Domains," in *Advances in Neural Information Processing Systems*, vol. 33 (Curran Associates, Inc., 2020), pp. 7537–7547.
7. J. Pinnell, I. Nape, B. Sephton, *et al.*, *J. Opt. Soc. Am. A* **37**, C146 (2020).
8. M. W. Matthès, Y. Bromberg, J. De Rosny, and S. M. Popoff, *Phys. Rev. X* **11** (2021). ArXiv: 2010.14813 Publisher: American Physical Society.
9. V. Sitzmann, J. Martel, A. Bergman, *et al.*, "Implicit neural representations with periodic activation functions," in *Advances in Neural Information Processing Systems*, vol. 33 H. Larochelle, M. Ranzato, R. Hadsell, *et al.*, eds. (Curran Associates, Inc., 2020), pp. 7462–7473.

¹<https://github.com/WitsOCLab/FNETs>

FULL REFERENCES

1. S. Resisi, Y. Viernik, S. M. Popoff, and Y. Bromberg, "Wavefront shaping in multimode fibers by transmission matrix engineering," *APL Photonics* **5** (2020).
2. M. A. Cox, N. Mphuthi, I. Nape, *et al.*, "Structured Light in Turbulence," *IEEE J. Sel. Top. Quantum Electron.* **27**, 1–21 (2021).
3. Z. Ye, T. Zhao, and W. Xia, "Seeing through multimode fibers using real-valued intensity transmission matrix with deep learning," *Opt. Express* **33**, 16222 (2025).
4. S. Goel, C. Conti, S. Leedumrongwatthanakun, and M. Malik, "Referenceless characterization of complex media using physics-informed neural networks," *Opt. Express* **31**, 32824 (2023). Publisher: Optica Publishing Group.
5. Q. Zhang, S. Rothe, N. Koukourakis, and J. Czarske, "Learning the matrix of few-mode fibers for high-fidelity spatial mode transmission," *APL Photonics* **7** (2022). Publisher: American Institute of Physics Inc.
6. M. Tancik, P. Srinivasan, B. Mildenhall, *et al.*, "Fourier Features Let Networks Learn High Frequency Functions in Low Dimensional Domains," in *Advances in Neural Information Processing Systems*, vol. 33 (Curran Associates, Inc., 2020), pp. 7537–7547.
7. J. Pinnell, I. Nape, B. Sephton, *et al.*, "Modal analysis of structured light with spatial light modulators: a practical tutorial," *J. Opt. Soc. Am. A* **37**, C146–C160 (2020).
8. M. W. Matthès, Y. Bromberg, J. De Rosny, and S. M. Popoff, "Learning and Avoiding Disorder in Multimode Fibers," *Phys. Rev. X* **11** (2021). ArXiv: 2010.14813 Publisher: American Physical Society.
9. V. Sitzmann, J. Martel, A. Bergman, *et al.*, "Implicit neural representations with periodic activation functions," in *Advances in Neural Information Processing Systems*, vol. 33 H. Larochelle, M. Ranzato, R. Hadsell, *et al.*, eds. (Curran Associates, Inc., 2020), pp. 7462–7473.