

LLM as an Execution Estimator: Recovering Missing Dependency for Practical Time-travelling Debugging

Yunrui Pei*
Shanghai Jiao Tong University
Shanghai, China
yunruipei@sjtu.edu.cn

Hongshu Wang*
National University of Singapore
Singapore, Singapore
hongshu.wang@u.nus.edu

Wenjie Zhang*
National University of Singapore
Singapore, Singapore
wjzhang@nus.edu.sg

Yun Lin†
Shanghai Jiao Tong University
Shanghai, China
lin_yun@sjtu.edu.cn

Weiyu Kong
Shanghai Jiao Tong University
Shanghai, China
kwy160034@sjtu.edu.cn

Jin song Dong
National University of Singapore
Singapore, Singapore
dcsdjs@nus.edu.sg

Abstract

Dynamic data dependency, answering the question of “*why the variable has this value?*”, is important in program debugging. Given a program step s reading a variable v , computing its dynamic data dependency (i.e., finding the step defining v) is non-trivial, which usually requires either (1) exhaustive instrumentation for all the possible definitions of v for one program run or (2) replicating the program run to re-investigate the reads and writes of v for multiple times. In practice, the variable v can be defined in a library call, which makes exhaustive instrumentation prohibitively expensive. Moreover, some programs can be non-deterministic, which makes replicating a program run infeasible.

In this work, we propose RecovSlicing for computing dynamic data dependency in a single run, with only partial instrumentation. We explore the intuition that LLM can potentially infer program dynamics based on a partially recorded trace and relevant code as its context. Given (1) a partially recorded trace of a program P and (2) the slicing criteria consisting of a query step s and a query variable v read by s , RecovSlicing computes the runtime definition of v on the trace by estimating the miss-recorded execution of P . In this work, we allow the user to specify implicit query variable, for example, the implicit library variable used in `list.get(i)`. Technically, built upon non-deterministic LLM, we address the challenges of (1) *precise* recovery of runtime variable value and structure from the recorded execution and (2) aligning the memory address of recovered variables and the recorded variables for definition analysis. We extensively evaluate RecovSlicing against the state-of-the-art slicers such as Slicer4J, ND-Slicer, LLM Slicer, and re-execution Slicer on a total number of 8300 data-dependencies over 3 slicing benchmarks. The results show that RecovSlicing can significantly

outperform the baselines. The accuracy and recall, achieving 80.3%, 91.1%, and 98.3% on the three benchmarks, whereas the best baseline reaches 39.0%, 82.0%, and 59.9% (accuracy), and 53.4%, 79.1%, and 87.1% (recall), respectively. In addition, we integrate RecovSlicing in a dual-slicing based regression bug localizer, significantly improving its performance by locating 16% more regressions.

CCS Concepts

• **Software and its engineering** → **Software testing and debugging**; • **Information systems** → **Language models**; • **Theory of computation** → **Program analysis**.

ACM Reference Format:

Yunrui Pei, Hongshu Wang, Wenjie Zhang, Yun Lin, Weiyu Kong, and Jin song Dong. 2018. LLM as an Execution Estimator: Recovering Missing Dependency for Practical Time-travelling Debugging. In *Proceedings of Make sure to enter the correct conference title from your rights confirmation email (Conference acronym 'XX)*. ACM, New York, NY, USA, 15 pages. <https://doi.org/XXXXXXX.XXXXXXX>

1 Introduction

Dynamic data dependency, answering why a variable v is of value val , is important for inferring the program causality, which can widely applied in program debugging [2, 7, 13, 22, 44, 51]. In practice, computing the dynamic data dependency of a runtime variable (i.e., when the variable is defined in the execution) is non-trivial in the modern object-oriented programs. Generally, we need to overcome the following challenges:

- **Instrumentation Cost:** Program instrumentation can be used to track the runtime definition of the variables. However, in modern program languages such as Java, the variable definition can happen in third-party or native library. Thus, instrumenting the definition can incur either large overhead (as the primitive library calls can happen everywhere in the subject program) or even not possible (as native library is non-instrumentable).
- **Replication Feasibility/Cost:** In addition, one can choose to re-execute the programs for multiple times to track the runtime definition of a variable, based on the assumption that rerunning a program is cheap and feasible. However, a program could be non-deterministic (13% of failed builds are due to flaky tests [41]). In addition, replicating an observed fault could be very expensive [8, 18, 21, 37, 46].

*The authors equally contribute to the paper

† Corresponding author

Permission to make digital or hard copies of all or part of this work for personal or classroom use is granted without fee provided that copies are not made or distributed for profit or commercial advantage and that copies bear this notice and the full citation on the first page. Copyrights for components of this work owned by others than the author(s) must be honored. Abstracting with credit is permitted. To copy otherwise, or republish, to post on servers or to redistribute to lists, requires prior specific permission and/or a fee. Request permissions from permissions@acm.org.

Conference acronym 'XX, Woodstock, NY

© 2018 Copyright held by the owner/author(s). Publication rights licensed to ACM.

ACM ISBN 978-1-4503-XXXX-X/2018/06

<https://doi.org/XXXXXXX.XXXXXXX>

Researchers have proposed various solutions to address the above challenges. Slice4J [3], as a state-of-the-art tool integrating many traditional dynamic slicing techniques [35, 36], applies full instrumentation on application code for computing data dependency. While achieving leading performance in simple code, its performance can be limited when parsing the data dependency cross external library calls. For example, a library call `StringBuffer.append()` indicates a variable definition and a library call to `StringBuffer.toString()` indicates a variable read, which can form a data dependency. However, instrumenting those JDK libraries can lead to unstable performance and unsafe results [16, 26]. Despite Slice4J allows *manual* library summary [3, 35, 36] to mitigate the issue, the used libraries in practice can be extensive and new libraries are emerging, it is less practical to manually summarize all the libraries.

With the emergence of LLM, learning-based slicing techniques are proposed, such as ND-Slicer [53] and LLM-Slicer [38], for dynamic data dependency, expecting LLM can parse code dynamics based on static code. ND-Slicer is a predictive dependency analysis which trains an encoder-decoder transformer [43] to predict the runtime dependencies from the input code tokens. However, program dependency analysis is more of a logical deduction problem than of a statistical induction problem. Training-based approaches could suffer from (1) limited program knowledge such as unknown library design and (2) distribution shift problem [24, 29] where the training dataset is not representative for all the practical scenarios. In contrast, LLM-Slicer is a prompt-engineering based solution built upon the state-of-the-art LLMs such as GPT-4o [17], GPT-3.5 Turbo [55], and Llama-2 [42]. Nevertheless, LLMs can hallucinate its prediction especially when there is a big gap between the code and its unrolled execution.

In this work, we introduce RecovSlicing for precise dynamic data dependency by recovering the execution with LLM, which only requires partial instrumentation of the subject program without re-execution and re-instrumentation. Different from LLM-based solutions to infer dynamic dependency purely based on static code, RecovSlicing infers the dependency by estimating the missing execution from the light-weighted execution. Given an input I to the subject program P , we can have a trace τ based on the partially instrumented P . Given a slicing criteria consisting of (1) a query step s and (2) a query variable v read by s , RecovSlicing computes the data dependency of s regarding v as the last runtime definition of v on τ before s . In this work, we allow the user to specify implicit query variable (e.g., the library variable used in `list.get(i)`).

While LLMs have demonstrated great potential, they also renders randomness and hallucination. Thus, to compute a dynamic data dependency based on trace, our challenges lie in that (1) how to *precisely* recover the unrecorded (implicit) variables regarding both their structure and values; and (2) how to align the memory address of recorded and recovered variables for definition analysis. More specifically, to have precise dependencies, we need to recover both the value and the structure of the query variable in the query step. For example, for a query step on the code of `map.getSize()` (e.g., with map of recorded value `{key1=1, key2=2}` and memory address of `x001`) and an implicit query variable size inside map, RecovSlicing needs to infer (1) the value of the query variable, size, as 2 and (2) the its structure regarding map (i.e., `map.table.size`).

To enforce LLMs to have precise inference on the trace, we propose an adaptive context generation technique for LLM to infer code dynamics in different code scenarios. Observing that the input context plays a crucial role for LLMs' prediction, we design RecovSlicing to generate the most relevant execution examples at runtime for LLMs to follow. Specifically, before inferring the runtime dynamics (e.g., values and structures of a query variable) with LLM, we synthesize a tiny program from the target code, with very small cost to be fully instrumented. Then, recorded code dynamics can serve as the contextual examples for LLM to follow to infer the code dynamics. By this means, RecovSlicing can have reliable predictions without any manually defined library summary or knowledge.

We extensively evaluate RecovSlicing against the state-of-the-art slicers such as Slicer4J, ND-Slicer, LLM Slicer, and re-execution Slicer on a total number of 8300 data-dependencies over 3 slicing benchmarks. The results show that RecovSlicing can significantly outperform the baselines. The accuracy and recall, achieving 80.3%, 91.1%, and 98.3% on the three benchmarks, whereas the best baseline reaches 39.0%, 82.0%, and 59.9% (accuracy), and 53.4%, 79.1%, and 87.1% (recall), respectively. In addition, the performance is stable in different foundation models (ChatGPT-4o and Gemma-3). We integrate RecovSlicing in a dual-slicing based approach for localizing regression bugs, significantly improving its location performance by finding 16% more regressions.

We summarize our contribution as follows:

- **Methodology.** To this best of our knowledge, we propose, RecovSlicing, the first LLM-based dynamic data dependency analyzer on partial program trace. Comparing to the state-of-the-art program dependency analyzer [3] which infers the dependencies from the static code, we use LLM to recover the code dynamics from both source code and the partial trace for higher accuracy. In addition, we propose adaptive context generation technique to minimize the hallucination effect of LLMs on program analysis.
- **Tool.** Based on our technique, we deliver RecovSlicing as an open-source tool, which is designed to (1) support both online and offline foundation models such as ChatGPTs and Gemma and (2) serve as a plugin for time-travelling debuggers [19, 32, 40, 47, 50]. The source code, demo, and tutorials are available at [4].
- **Evaluation.** We extensively evaluate RecovSlicing against the baselines solutions such as Slice4J, ND-Slicer, and LLM-Slicer on the three benchmarks, showing that RecovSlicing can serve as a new state-of-the-art. Compared to those ML-based slicing tools, RecovSlicing enjoys its advantage especially on the dependencies over the unseen library calls. In addition, we integrate RecovSlicing with a dual-slicing based regression localizer, significantly improving its performance of locating regressions.

Given the space limit, more details (tool demo, source code, and experimental details) are available at [4].

2 Motivating Example

Figure 1 shows a simplified Java code example from a Defects4J bug [20], where the execution information is showed as comment in each line. In the example, `sharedList.get(0).charAt(1)` should be '1' instead of '0' (at line 13). We can reach the root cause (i.e., line 8) if we can compute the dynamic data dependency of the query

```

1 void main(String[] args) {
2     List<StringBuilder> sharedList = new ArrayList<>();
3     StringBuilder originalRef = new StringBuilder("0");
4     sharedList.add(originalRef); //sharedList.toString() = ['0']
5
6     StringBuilder aliasRef = sharedList.get(0); //sharedList.toString() is ['0']
7     if(Instant.now().getEpochSecond()%8 == 0)
8         aliasRef.append("0"); //sharedList.toString() is ['00']
9
10    if(Instant.now().getEpochSecond()%16 == 0)
11        appendToAll(sharedList, "2"); //sharedList.toString() is ['002']
12
13    Assert(sharedList.get(0).toString(), "012"); //the actual value is "002", leading the query
        variable to be second character.
14 }
15
16 void appendToAll(List<StringBuilder> list, String suffix) {
17     for (StringBuilder item : list)
18         item.append(suffix);
19 }

```

Figure 1: A simplified code example for computing dynamic data dependency. The query step is on line 13 and query variable is `sharedList.get(0).charAt(1)`, its dynamic data dependency is the step on line 8. The comment indicates the values of the variables after executing the code.

step on line 15 regarding the query variable `sharedList.get(0).charAt(1)`. The dynamics of one run of the code in Figure 1 is showed in Figure 2. The problem is challenging as follows:

- **Instrumentation Cost.** Probing the value and the structure of the query variable, `sharedList.get(0).charAt(1)`, requires to instrument the library class `java.lang.ArrayList` and `java.lang.StringBuilder`, both are widely used primitive JDK classes. Their instrumentation in practice can introduce significant runtime overhead and risk of bytecode manipulation, broadly impacting irrelevant parts of the program.
- **Replication Feasibility/Cost.** The conditions in line 7 and line 10 depend on the timestamp to run the program, which means that we may not observe the bug in the next run. Re-executing the program can hardly guarantee that the interested *dynamic* data dependency can be replicated.

The above challenges are prevalent among modern programming languages, where their programs are built upon enriched external libraries with object variables refer to each other.

Those challenges also largely limit the performance of the state-of-the-arts solutions such as Slice4J [3], ND-Slicer [53], and LLM-Slicer [38]. As for Slice4J, it can instrument the application code, i.e., steps and variables in the solid rectangle in Figure 2. In Figure 2, we can see that only variables *explicitly* used in the application code are recorded, which is *not* informative to infer our expected dynamic data dependency. In this example, it is the set of *implicit* variables referenced by those explicit variables carry more causalities among the steps. Moreover, it is not realistic to manually summarize all the library calls, especially for those less popular libraries. As for ND-Slicer and LLM-Slicer, they do not run the program for computing the data dependency. Instead, they rely on their trained or adopted LLM to parse the program runtime behaviors based on its source code. Those approaches are limited when the target programs have

complicated method calls and loops (e.g., line 11 and line 16-18 in Figure 1) and alias problem (e.g., the variables of `originalRef`, `aliasRef`, and `sharedList.get(0)`). More details of running those tools on the example are available at [4].

Different from ND-Slicer and LLM-Slicer, RecovSlicing records light-weighted application code (see solid rectangle in Figure 1), as contextual information for LLM to simulate the execution more accurately. Different from Slice4J, RecovSlicing recovers miss-recorded variables (see dashed rectangle in Figure 1) based on the recorded context and how they are *indirectly* defined and used by the recorded steps with LLM. The technique is non-trivial in two folds:

- **Variable Structure Complication.** The runtime variable is structural (e.g., array, map, set, etc.), which can have dynamic depth and breadth, LLM-based solution needs to overcome its inherent hallucination to (1) *accurately* recover the *object graph* in the execution and (2) identify the graph node matching the query variable.
- **Linking the Recorded and the Recovered Variables.** The recovered variable can share the same memory address with the recorded variables (see the dashed purple ellipse and the solid purple ellipse). Therefore, RecovSlicing needs to link the recovered and the recorded to facilitate variable definition inference.

In this RecovSlicing work, we guide the LLM with adaptive prompts on runtime execution to build the relevant object graph, by simulating missing execution steps, recover a query variable's aliases and definitions. More details are illustrated in Section 4.

3 Preliminaries and Problem Statement

Program. Given a program $\mathcal{P} = \langle \mathcal{N}, \mathcal{V}, \mathcal{E}_{flow}, \mathcal{E}_{read}, \mathcal{E}_{written}, \mathcal{E}_{ref} \rangle$ where \mathcal{N} is the set of instructions; \mathcal{V} is the set of variables (of name and type), $\mathcal{E}_{flow} \subset \mathcal{N} \times \mathcal{N}$ is the set of possible execution flows from one instruction n_i to another instruction n_j ($n_i, n_j \in \mathcal{N}$),

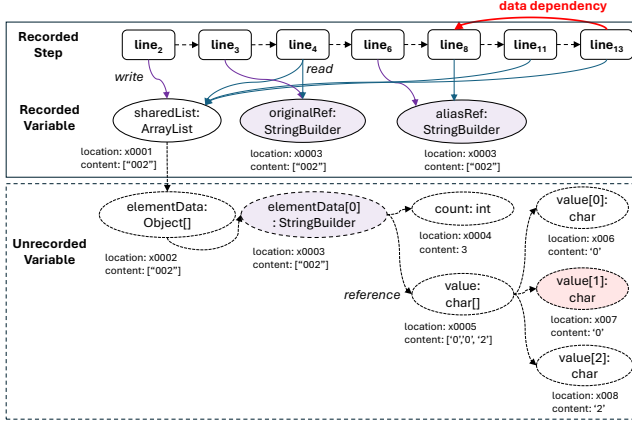


Figure 2: The dynamics of the code in Figure 1, assuming that only the `main()` method is recorded. The dynamic data dependency (in red) between the step on line 8 and the step on line 13 is non-trivial to compute. The purple lines indicate *define* relations, the blue lines indicate *use* relations, the solid ellipses indicate the recorded variables, the dashed ellipses indicate the unrecorded variables, and the dashed lines indicate *reference* relations. The purple ellipses are the variables sharing the same memory address; and the red ellipse is the query variable to be recovered.

$\mathcal{E}_{read} \subset \mathcal{N} \times \mathcal{V}$ is the set of relations where an instruction $n \in \mathcal{N}$ reads a variable $v \in \mathcal{V}$; $\mathcal{E}_{written} \subset \mathcal{N} \times \mathcal{V}$ is the set of relations where an instruction $n \in \mathcal{N}$ writes a variable $v \in \mathcal{V}$; and $\mathcal{E}_{ref} \subset \mathcal{V} \times \mathcal{V}$ is the set of reference relations where a variable $v_i \in \mathcal{V}$ refers to another variable $v_j \in \mathcal{V}$.

Execution. Given a program \mathcal{P} and one input \mathcal{I} , we use $\mathcal{T} = (\tau, \mathcal{V}al)$ to denote the **trace model**, i.e., full execution of \mathcal{P} under \mathcal{I} . Specifically, we define a trace $\tau = \langle s_1, s_2, \dots, s_k \rangle$ where:

- **Step.** $s_i \in \tau$ is an occurrence of an instruction $n_i \in \mathcal{N}$, which can be further denoted as $s_i = (n_i, order)$ where $order \in \mathbb{Z}^+$ is the occurrence order of n_i ;
- **Flow Instance.** (s_i, s_j) , $s_i, s_j \in \tau$, is an occurrence of a flow $e \in \mathcal{E}_{flow}$;

We define a set of variable instances $\mathcal{V}al = \{val_1, val_2, \dots, val_h\}$ where:

- **Variable Instance.** $val_i \in \mathcal{V}al$ is an instance of a variable $v \in \mathcal{V}$, denoted as $val_i = (v_i, content, m)$ where $content$ is the concrete value of v and m is the memory location of v . In addition, we assume that any value $content$ can be presented in a string form, e.g., "0", "hello world", and "[1, 2, 3]".
- **Read/Write Instance.** A relation instance (s_i, val_j) , $s_i \in \tau$, $val_j \in \mathcal{V}al$, is an occurrence of a relation $r \in \mathcal{E}_{read} \cup \mathcal{E}_{written}$;
- **Reference Instance.** A relation instance (val_i, val_j) , $val_i, val_j \in \mathcal{V}al$, is an occurrence of a relation $r \in \mathcal{E}_{ref}$. If a variable instance val_i refers to another variable instance val_j , its content can recursively contain the value of its reference. For example, if an

array variable instance refer to three array elements of content "1", "2", and "3", its content can be ["1", "2", "3"]¹.

For the example in Figure 2, we use a rounded rectangle to represent a step, which can read and write a variable instance (in ellipse). A variable instance `sharedList` refers to a variable instance `elementData` of an array type, which in turn refers to its element `elementData[0]` of a `StringBuilder` type. In addition, the variable `originalRef`, `aliasRef`, and `elementData[0]` share the same memory location, i.e., they are alias variables.

Dynamic Data Dependency. Given two steps $s_i, s_j \in \tau$, we say that s_i is dynamically data-dependent on s_j regarding a variable instance val if s_i reads a variable instance val defined by s_j , and $\nexists s_k$ between s_j and s_i that defines any variable instance val_i sharing the same memory location with val .

Obviously, if we can *ideally* have a complete trace model $\mathcal{T} = (\tau, \mathcal{V}al)$, it is straightforward to compute any dynamic data dependency. However, acquiring a full trace model is prohibitively costly. Therefore, we usually have *partial* trace model (as in the solid rectangle in Figure 2), providing insufficient information to compute the dynamic dependency.

Program Partition. Assuming that a program \mathcal{P} can be partitioned into two parts, i.e., the instrumented part \mathcal{P}_i and the uninstrumented part \mathcal{P}_u , denoted as $\mathcal{P} = (\mathcal{P}_i, \mathcal{P}_u, \mathcal{E}_{call}, \mathcal{E}_{ref}^*)$, where $\mathcal{P}_i = \langle \mathcal{N}_i, \mathcal{V}_i, \mathcal{E}_{flow_i}, \mathcal{E}_{read_i}, \mathcal{E}_{written_i}, \mathcal{E}_{ref_i} \rangle$, $\mathcal{P}_u = \langle \mathcal{N}_u, \mathcal{V}_u, \mathcal{E}_{flow_u}, \mathcal{E}_{read_u}, \mathcal{E}_{written_u}, \mathcal{E}_{ref_u} \rangle$, $\mathcal{E}_{call} \subset \mathcal{N}_i \times \mathcal{N}_u$ and $\mathcal{E}_{ref}^* \subset \mathcal{V}_i \times \mathcal{V}_u$. \mathcal{E}_{call} indicates that the instrumented partition \mathcal{P}_i calls the uninstrumented partition \mathcal{P}_u . Given $(n_i, n_u) \in \mathcal{E}_{call}$, we call n_i is a **call site** in \mathcal{P}_i to \mathcal{P}_u . For example, line 8 in Figure 1 is a call site in the instrumented code (i.e., \mathcal{P}_i) to the library code `StringBuffer.append()` (\mathcal{P}_u). If a step $s_i \in \tau_i$ running on a call site leads to the execution of s_u running on $n_u \in \mathcal{N}_u$, we say s_i is a **call site step** to s_u .

Program Statement. Given an input \mathcal{I} to \mathcal{P} (with only \mathcal{P}_i instrumented), we can have a partial trace model $\mathcal{T}_i = (\tau_i, \mathcal{V}al_i)$. Given $\mathcal{P} = (\mathcal{P}_i, \mathcal{P}_u)$, the partial trace model \mathcal{T}_i , a query step $s_q \in \tau_i$, a query variable instance val_q (val_q is not necessary in $\mathcal{V}al_i$), we compute the dynamic data dependency of s_q and val_q as follows.

Assume that the ground-truth full trace model is $\mathcal{T}^* = (\tau^*, \mathcal{V}al^*)$ of \mathcal{P} , we can have $s^* \in \tau^*$ which is dynamic data-dependent by s_q regarding val_q :

Case 1: If $s^* \in \tau_i$ (i.e., s^* is instrumented), we return s^* .

Case 2: If $s^* \notin \tau_i$ (i.e., s^* is not instrumented), we return s_i as the call site step of s^* .

For example in Figure 2, given the query step on line 13 and the query variable `sharedList.elementData[0].value[1]`, we return the step on line 8, i.e., `aliasRef.append("0")` which is the call site step to the library code to define the variable instance. Note that, the ground-truth trace model \mathcal{T}^* is not available in practice, the problem is generally on how to recover the minimal information in \mathcal{T}^* based on \mathcal{P} and \mathcal{T}_i for computing the dependency.

4 Approach

Overview. Figure 3 shows the overview of our approach `RecovSlicing`. First, a subject program \mathcal{P} is partitioned into instrumented

¹The variable content can be achieved by implementations of the `toString()` in Java, `__str__()` in Python, and `std::to_string()` in C++.

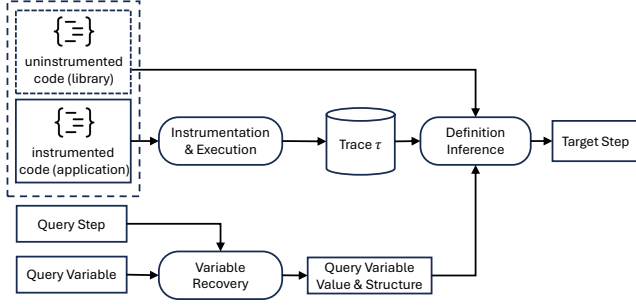


Figure 3: The approach overview of RecovSlicing, takes input as a query step and a query variable, and generate their dynamic data dependency as output. An ellipse represents a process and a rectangle represents its input or output. The approach consists of (1) variable recovery for the value and memory structure of the variable and (2) definition inference to narrow down the scope of candidate steps for LLM to confirm the true runtime definition.

$\langle \text{Path} \rangle ::= \langle \text{Var} \rangle$ (root variable)
 $\quad \quad \quad | \quad \langle \text{Path} \rangle . \langle \text{Field} \rangle$ (field access)
 $\quad \quad \quad | \quad \langle \text{Path} \rangle [\langle \text{Expr} \rangle]$ (array or list index)

Figure 4: The format of query variable instance, which is an access path from the root variable to target variable.

and uninstrumented parts² where the instrumented part can derive a partial trace τ . Given a user-specified query step s_q on τ and its query variable instance val_q (which can be an implicit variable in the uninstrumented part), we design a **Variable Recovery** technique to recover its value as well as how it could refer or be referred to by existing recorded variables. Based on the recovered variable, we design a **Definition Inference** technique to identify a step on trace as its dynamic data dependency.

4.1 Variable Recovery

As showed in line 13 in Figure 1, where the query variable instance is the second character of the `StringBuilder` object inside the variable `sharedList` of `ArrayList` type, we recover the query step with its value (i.e., `'0'`) and structure (i.e., `sharedList.elementData[0].value[1]`) from the query step regarding its recorded variable `sharedList` and value `["002"]`. Figure 4 shows the syntax to specify a query variable instance in our work. Generally, we aim to recover from the query step the *object graph* where a variable instance (e.g., `sharedList`) is its root and the query variable instance is one of its nodes. Formally, given root variable instance val_1 , we would like to recovery the variable instances in $\mathcal{E}_{ref}^*(\{val_1\})$ to construct a path from val_r to variable instance val_q , where val_q

²In the implementation, we partition the program into application and library code as instrumented and uninstrumented parts by default.

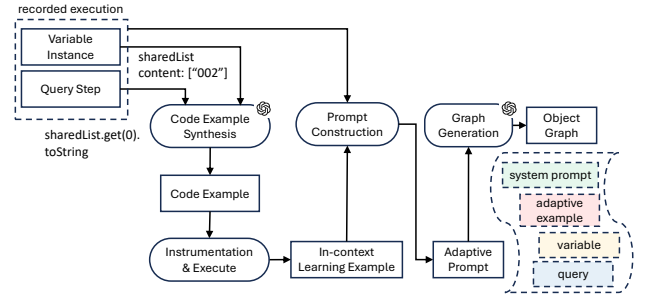


Figure 5: Overview of variable recovery with adaptive in-context learning technique: We construct an adaptive prompt based on the query step and construct an object graph whose root is the given variable instance.

is the actual query variable instance³. Figure 2 shows an example of object graph structure.

Challenge. Intuitively, LLMs (e.g., ChatGPTs) can parse variable instance and query step as a sequence of tokens and generate the expected object graph (e.g., in a format like JSON). However, when the to-be-recovered object graph has a large depth and breadth, the recovering performance is limited. As our observation, important variable content could be missed and mis-modified. In addition, the generated token sequence representing object graph can sometimes be ill-formatted. Given the space limit, audience can refer to [4] for more examples on native prompt engineering.

Adaptive Context Generation Solution. We design an adaptive context generation to facilitate in-context learning [10] to recover the variable value and structure. Figure 5 shows an overview of our solution. Given the code of a query step, e.g., `sharedList.get(0).toString()`, and the string content of variable instance, e.g., `["002"]`, we first generate a small executable code P' ended with the code of query step so that P' access a similar variable instance val' . P' is controlled within t lines of code, where t is a user-defined threshold. Then, we apply full instrumentation on the generated P' so that we can have the object graph of val' as the in-context learning example. Figure 6 shows a synthesized code example, whose full instrumentation into relevant library code allows us to have a similar object graph G' with val' as its root. Then, we construct the adaptive example consisting of (1) an input field as variable instance val' and (2) an output field as object graph G' . Finally, we construct the graph-generation prompt consisting of a system prompt, adaptive example, variable instance, and query for LLM to generate a relevant object graph. Given the space limit, the concrete prompts are available in appendix A.1.

4.2 Definition Inference

Given a recovered query variable instance val_q and how a recorded variable instance (as root) $root$ can access val_q , denoted as $root.val_1.value_2 \dots val_q$, we find the definition step of val_q in the recorded trace. In this section, we illustrate our approaches with formal algorithms

³Here, \mathcal{E}_{ref}^* is the closure relation of \mathcal{E}_{ref} and $\mathcal{E}_{ref}^*(\cdot)$ is to apply the relation to a set.


```

1 void main(String[] args) {
2   List<StringBuilder> sharedList = new
     ArrayList<>();
3   sharedList.add(new StringBuilder("002"));
4   Assert(sharedList.get(0).toString(), "012");
5 }

```

Figure 6: A synthesized code example for adaptive example, based on the code of query step and the content of variable instance. Full instrumentation into line 4 allows us to have an object graph similar to the one in Figure 2.

Algorithm 1 Overall Definition Step Search Algorithm

```

1: Inputs: a query step  $s_q$ , a reference path  $p = \langle root, val_1, val_2, \dots, val_q \rangle$ , and a partial trace  $\tau$ 
2: Output: the definition step  $s_{def}$  for the query step  $s_q$  and query variable instance  $val_q$ 
   // alias inference
3:  $aliasMap := \emptyset$ 
4: for  $val \in p$  from root to leaf do
5:   memory location  $loc$ ,  $V = \{val_{a1}, val_{a2}, \dots\} := \text{infer-}$ 
      $\text{Alias}(aliasMap, val, p, \tau)$ 
6:    $aliasMap.put(s, V)$ 
7: end for
   // search for definition step
8: for  $s \in \tau$  in a backward manner do
9:   if  $\text{isDef}(aliasMap, val_q, p, s) == \text{true}$  then
10:    return  $s$ 
11:   end if
12: end for
13: return null

```

in the paper. For more readability, the animations of the algorithms are available in [4].

Challenge. Note that, LLMs can only recover value of variable instance, instead of their memory location. Therefore, for a *reference path* such as $root.val_1.value_2 \dots val_q$, only the variable instance $root$ has its memory location available. Moreover, despite the memory address of intermediate variable instance on the reference is not known, it could be alias to some explicit (i.e., recorded) variable instance in the partial trace τ . Any steps manipulating an intermediate variable instance or its alias variables (e.g., by calling a function defined in uninstrumented part \mathcal{P}_u) can be a potential candidate step for defining val_q .

Solution. To this end, we design Algorithm 1 which consists of two steps, i.e., (1) *alias inference* for all the recorded variables sharing the same memory location with the variable instances on the reference path (line 3-7 in Algorithm 1); (2) *definition inference* for the true step dynamically defining the query variable instance (line 8-13). In Algorithm 1, we maintain an alias map with the key as memory location and the value as the set of variable instances sharing the same location. Thus, the alias map maintains all the variables instances alias with a variable instance in the reference path p . Note that, any steps calling external code with variable instance in the

alias map can potentially define val_q . Thus, we check the definition relation for each candidate step in a backward manner (line 9).

For example, consider the motivating case in Figure 1. Figure 7 illustrates the proposed algorithm step by step. Given the slicing criterion at line_{13} , with $\text{sharedList.elementData}[0].value[1]$ as the query variable instance, Algorithm 1 first scans the execution trace forward to construct the alias map (via Algorithm 2), and then traverses the trace backward to locate the most recent definition step (via Algorithm 3). In this example, the algorithm ultimately identifies line_8 as the defining step, since it modifies the target variable. This demonstrates how LLM-guided variable recovery and alias detection bridge the gap between partial traces and inferred execution semantics. In the following two subsections, we present the detailed implementations of alias inference and definition inference.

Alias Inference. Algorithm 2 shows how to infer alias of a variable instance in the trace, combining traditional must-alias analysis and LLM-based inference. We first adopt a light-weighted must-alias analysis for simple scenarios (line 6-7 in Algorithm 2). For more complex scenarios as a step s_i calls external code (line 8), we extract the external code and variable instance into a prompt for LLM to deduce the potential alias relation. We design the prompt in a conservative way to avoid false positive (see appendix A.2).

This subroutine detects all aliases of a target variable by scanning the trace and combining static must-alias checks with LLM inference for external code calls.

In our motivating example, as illustrated in Figure 7, the recovered variables are first passed to the **Alias Inference** module to identify potential alias relationships. This is achieved by iterating forward through each recorded step and querying the LLM to determine whether the recovered variables share alias relationships with the variables appearing in that step. In the example, ①, ②, and ③ represent three alias inference operations, where the variables are predicted to be aliases of the recovered $\text{elementData}[0]$. These alias relationships are then inserted into the alias map, which serves as a crucial foundation for the subsequent definition inference phase.

Definition Inference. Algorithm 3 shows how we infer the candidate definition step for a given query variable instance val_q . We combine light-weighted static analysis for predefined simple scenario (line 3-4) and LLM-based deduction for dealing with external code invocation (line 9). Specifically, Algorithm 3 first check whether it is a trivial case when the query variable is recorded and equal to the defined variable of the candidate step. If not, we enumerate all the variable instances potentially can serve as a *handle* to define val_q via calling external code (line 6-7). Similar to the prompt design in alias inference, we conservatively design the prompt including the query variable, its reference path, and the external code (see appendix A.3).

In our motivating example, as shown in Figure 7, the **Definition Inference** phase is carried out by traversing the execution trace backward and examining each step to determine whether it defines the target variable. Specifically, steps ④, ⑤, \dots , ⑪ correspond to the backward search from line_{13} through line_{12} , \dots , down to line_8 . The algorithm ultimately identifies line_8 ($\text{aliasRef.append}("0")$) as the defining step.

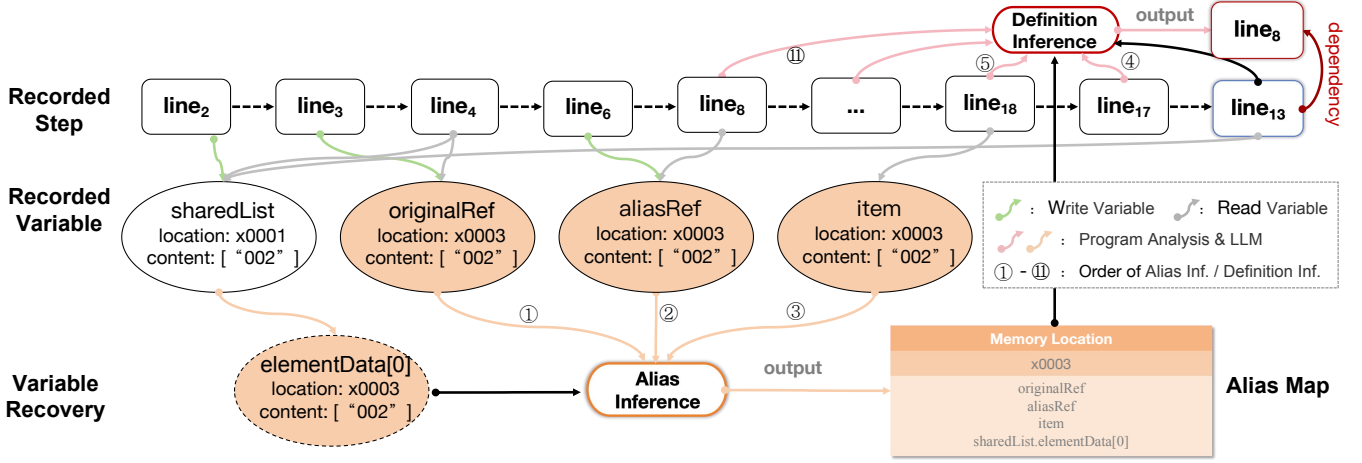


Figure 7: Run the motivating example using the algorithm. The query step is on line 13, and the query variable is `sharedList.get(0).charAt(1)`. After running the three algorithms, we can find its dynamic data dependency step on line 8.

Algorithm 2 inferAlias Algorithm

```

1: Inputs: a target variable instance  $val$ , a reference path  $p$ , an
   alias map  $aliasMap$ , a trace  $\tau$ 
2: Output: a memory location  $loc$ , a set of variable instances with
    $loc, V$ 
3:  $V := \emptyset$ 
4: for  $s_i \in \tau$  do
5:    $val_{def} := s_i$ 's definition variable
6:   if  $isMustAlias(s_i, val)$  then
7:      $aliasMap.put(val.loc, aliasMap.get(val.loc) \cup \{val_{def}\})$ 
8:   else if  $s_i$  is a call site and  $s_i$  reads  $val$ , its parents in  $p$ , or
     their alias then
9:     if  $isAliasWithLLMInference(s_i, val)$  then
10:       $aliasMap.put(val.loc, aliasMap.get(val.loc) \cup \{val_{def}\})$ 
11:     end if
12:   end if
13: end for
14: return  $val.loc, aliasMap.get(val.loc)$ 

```

Algorithm 3 isDef Algorithm

```

1: Inputs: an alias map  $aliasMap$ , a query variable instance  $val_q$ ,
   a reference path  $p$ , a candidate step  $s$ 
2: Output: a variable on whether  $s$  defines  $val_q$ 
3: if  $val_q$  is not recovered and  $val_{def}.loc == val_q.loc$  then
4:   return true
5: else if  $s_i$  is a call site and  $s_i$  reads a variable instance  $val \in H$ 
   then
6:    $val_{def} := s$ 's definition variable
7:    $H := getHandle(p, aliasMap)$ 
8:    $call :=$  the code of  $s_i$ 's call site
9:   if any read variables of  $s$  are in  $H$  and  $isDefWithLLM(val, p, call)$  then
10:    return true
11:   end if
12: end if
13: return false

```

5 Evaluation

We evaluate the performance of RecovSlicing with the following research questions:

RQ1. (Dynamic Slicing Performance) Is RecovSlicing effective in improving the performance of dynamic slicing compared to the state-of-the-art solutions?

RQ2. (Component-Wise Analysis) How accurate are the predicted variable values and slices?

RQ3. (Ablation Study) How does in-context learning of RecovSlicing contribute to the overall performance?

RQ4. (Application Analysis) Does RecovSlicing improve the performance of typical application of dynamic slicing, such as Time-Travel Debugging?

5.1 Dynamic Slicing Performance (RQ1)

5.1.1 Setup. To evaluate RQ1 and RQ3, we assessed the performance of RecovSlicing and the baselines on the problem of One-Step Dynamic Slicing. In this task, we focus a fine-grained task on generating a single step of the slicing result. Specifically, given a focal tracing step and a focal variable instance, we evaluate the effectiveness of identifying the last location where the variable instance was assigned. Comparing with the full slicing set, the one-step slicing is more accurate and more useful in scenarios where developers need immediate, precise insights into the direct dependencies affecting a specific statement, allowing for efficient debugging and comprehension of complex program behavior without being overwhelmed by the entirety of the dynamic slice. Additionally, if one-step slicing is executed with precision, then the aggregate slicing set will inherently be effective, as the accuracy of each individual step ensures that the complete dynamic slice comprehensively captures all pertinent influences on the point of interest.

Table 1: Benchmark Dataset Statistics

Dataset	Size	Avg. LOC	Avg. #Files
ND-Slicer Translated	905	21.45	1
LLM-Slicer	100	49.35	1
Hierarchical Synthetic Dataset Overall	7365	90.17	1.40
Hierarchical Synthetic Dataset <i>Basic Operations</i>	1473	16.07	1
Hierarchical Synthetic Dataset <i>Noisy Context</i>	1473	97.47	1
Hierarchical Synthetic Dataset <i>Variable Aliasing</i>	1473	112.42	1
Hierarchical Synthetic Dataset <i>Interprocedural</i>	1473	107.29	1
Hierarchical Synthetic Dataset <i>Inter-file</i>	1473	117.58	2.99

5.1.2 Benchmark. We evaluated RecovSlicing and baselines on the following datasets:

- **ND-Slicer Translated Dataset.** Based on ND-Slicer [53], which provides slicing results for Python programs, we translated the dataset to Java using an LLM, and carefully verified the semantic equivalence by comparing outputs between original and translated programs to ensure fairness. Since ND-Slicer outputs a sequence of slice steps, we adopted the first steps after the slicing criterion for our evaluation. This dataset contains 905 data points.
- **LLM-Slicer Dataset.** For LLM-Slicer [38], we used its 100 benchmark programs for dynamic slicing. As LLM-Slicer predicts all slice steps (which may not match true execution order), we instrumented the programs to generate ground truths, and used heuristics when instrumentation was not possible.
- **Hierarchical Synthetic Dataset.** To better reflect real-world software complexity, we created the Hierarchical Synthetic Dataset, consisting of programs with library calls, complex control flows, and realistic class structures. The dataset is organized into five levels of increasing difficulty: *Basic Operations* (basic API write-read pairs), *Noisy Context* (adds unrelated code), *Variable Aliasing* (introduces variable aliasing), *Interprocedural* (multiple methods), and *Inter-file* (distributed across multiple files). Each level was systematically enhanced using LLMs to introduce greater complexity, and contains 1473 programs. Due to space limit, detailed examples of each level is available in [4].

Table 1 provides statistics for the benchmark datasets used in this evaluation. Comparing with the existing datasets, the Hierarchical Synthetic Dataset is more challenging, because it contains more complexity in number of lines and number of files.

5.1.3 Baselines. We compared RecovSlicing with state-of-the-art dynamic slicing tools, including Slicer4J [3] (trace-and-summary-based), ND-Slicer [53] and LLM-Slicer [38] (neural-based), as well as a re-execution-based baseline. Slicer4J collects dynamic execution traces for application code and summarizes library code. ND-Slicer and LLM-Slicer employ pre-trained neural models or LLMs to predict slices. The re-execution baseline re-runs the program with extra instrumentation to recover missed dependencies.

To adapt these tools for our benchmarks, we made the following adjustments:

- **Slicer4J:** Used with the `-once` flag for one-step slicing.
- **ND-Slicer:** As ND-Slicer was designed for Python, we translated its training data to Java via LLMs and trained a Java version. Since ND-Slicer outputs all dependencies, we evaluated the top three predictions; if any are correct, precision is 100%.

Table 2: Quantitative Results on Dynamic Slicing Performance (RQ1).

Benchmark	Tool	Evaluation Metrics	
		Precision(%) ↑	Recall(%) ↑
LLM Generated Dataset	Slicer4J	11.09	32.08
	ND-Slicer	12.90	33.20
	LLM Slicer	39.01	53.41
	Re-Execution Slicer	5.03	5.03
	RecovSlicing (ours)	80.34	80.34
ND-Slicer Dataset (translated to Java)	Slicer4J	71.30	56.62
	ND-Slicer	82.00	79.10
	LLM Slicer	81.07	76.05
	Re-Execution Slicer	79.1	47.39
	RecovSlicing (ours)	91.06	91.06
LLM Slicer Dataset	Slicer4J	20.54	80.77
	ND-Slicer	59.86	87.13
	LLM Slicer	32.63	38.01
	Re-Execution Slicer	26.17	10.09
	RecovSlicing (ours)	98.25	98.25

- **LLM-Slicer:** Modified the prompt to output only one-step slices.
- **Re-execution Slicer:** Implemented using Microbat, this baseline re-executes programs with added instrumentation to capture additional data dependencies. Limitations include difficulties handling internal or native methods. We performed static analysis to locate possible dependency sites, then re-executed the code to capture missed dependencies.

5.1.4 Experimental Results. As shown in Table 2, RecovSlicing consistently outperforms all baselines across three dynamic slicing benchmarks. On Hierarchical Synthetic Dataset, RecovSlicing achieves a precision and recall of 80.34%, substantially surpassing the best baseline (LLM Slicer: 39.01% precision, 53.41% recall). Notably, as detailed in Table 1, Hierarchical Synthetic Dataset is characterized by more complex program structures, including higher average lines of code and multiple files per program, making it significantly more challenging than the other datasets. The superior performance of RecovSlicing on this high-difficulty benchmark further highlights its robustness and effectiveness over existing approaches.

On the ND-Slicer Dataset, RecovSlicing obtains 91.06% for both precision and recall, outperforming ND-Slicer and LLM Slicer by more than 9 percentage points. For the LLM Slicer Dataset, RecovSlicing attains the highest scores with 98.25% precision and recall, demonstrating robust and reliable dynamic slicing performance across diverse benchmarks. These results clearly demonstrate the effectiveness and superiority of RecovSlicing in both precision and recall, especially on more challenging datasets.

Compared to the re-execution-based approach, RecovSlicing achieves substantial improvements in both precision and recall on all benchmarks. For example, on the LLM Generated Dataset, RecovSlicing obtains 80.34% precision and recall, whereas the re-execution method only reaches 5.03%. This significant margin demonstrates that RecovSlicing is far more effective at accurately identifying slicing variables and their dependencies, especially in complex and large-scale programs. The poor performance of the re-execution baseline is primarily due to the fact that, in practice, many programs require instrumentation of a large number of classes during finding data dependencies. This often leads to timeouts or out-of-memory errors when performing re-execution, resulting in a high rate of failed cases and significantly lower overall effectiveness.

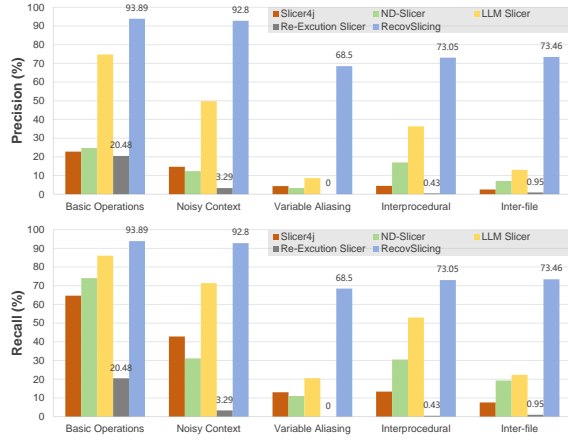


Figure 8: Comparing Different Difficulty Levels.

Table 3: Comparing between Remote Models and Local Models

	Basic Operations	Noisy Context	Variable Aliasing	Interprocedural	Inter-file
GPT-4o	93.89	92.8	68.50	73.05	73.46
Gemma 3 27b	77.96	72.72	55.22	69.26	70.82

Comparing Different Difficulty Levels. Figure 8 show the result of different difficulty levels on Hierarchical Synthetic Dataset. In general, as task difficulty increases, both the precision and recall of all models decrease. RecovSlicing consistently maintains an advantage over the baseline, particularly on tasks of higher difficulty. Furthermore, we observe that the introduction of aliasing causes a performance decline in all models, suggesting that aliasing poses additional challenges for data dependency analysis.

Comparing with Local Models. To enhance the applicability and deployment flexibility of our approach and ensure data security, we evaluated RecovSlicing using both GPT-4o and a locally deployable open-source model with 27b parameters, *unsloth/gemma-3-27b-it-unsloth-bnb-4bit*. In Table 3, experimental results indicate that, while the use of the local model results in a moderate reduction in accuracy, its performance remains superior to that of the baseline.

5.1.5 Case Analysis. We further analyzed cases from the Hierarchical Synthetic Dataset to better understand RecovSlicing’s performance. As illustrated in 9a, the program performs several operations on a list object. The first line adds an element to the list, while the third line reads the first element; intermediate lines perform unrelated modifications. We asked RecovSlicing and all baselines to generate one-step slices for this snippet. RecovSlicing correctly identified the relevant slicing criterion (`list.elementData[0]`), ignoring irrelevant operations, and produced the precise slice. In contrast, Slicer4j, ND-Slicer, and LLM-Slicer mistakenly included unrelated lines, while the re-execution-based approach failed to generate any result.

We also examined failure cases. While LLMs are generally reliable, there are scenarios where they make incorrect predictions. For example, as shown in Figure 9b, the query slicing criterion is `map.table[14].hash`. Here, the LLM fails to accurately identify

```
1 /* write */ list.addFirst(1);
2 // other operations omitted (e.g. list.add(2);) ...
3 /* read */ int value = list.getFirst();
```

(a) Success Case

```
1 WeakHashMap<String, String> map = new WeakHashMap<>();
2 String key = new String("key");
3 String value = "value";
4 /* write */ map.put(key, value);
5 /* read */ String readValue = map.get(key);
```

(b) Failure Case

Figure 9: Code snippets from Hierarchical Synthetic Dataset. Due to space limit, we only show partial programs. The full program is available in [4].

the variable definition, as it cannot determine which map entry is stored at index 14 due to insufficient contextual information.

Due to space limit, more detailed examples and results are available in our repository[4].

RQ1: RecovSlicing outperforms existing slicing tools in the one-step dynamic slicing task, demonstrating its effectiveness in accurately predicting slices and recovering true positives. Specifically, RecovSlicing is more accurate on tracking one slicing variable and its dependencies, making it particularly useful for debugging and comprehension tasks.

5.2 Component-Wise Analysis (RQ2)

In RQ2, we evaluate the performance of RecovSlicing’s two core components: variable recovery and definition inference. Ground truth is obtained via exhaustive instrumentation, enabling direct comparison with RecovSlicing’s outputs.

5.2.1 Setup. To enable full instrumentation, which is only feasible for programs of moderate size, we select 450 medium-sized programs from the Hierarchical Synthetic Dataset. Additionally, we include 28 representative programs from official LeetCode solutions [25]. For each program, we systematically construct both variable recovery and definition inference tasks to maximize benchmark diversity. In total, the dataset comprises 570 variable recovery tasks (covering 47 standard Java data types) and 1032 definition inference tasks.

5.2.2 Measurement. We evaluate variable recovery and definition inference using the following metrics:

Variable Recovery. We use precision and recall to assess variable recovery. For each variable instance *var* with *k* ground-truth children, if RecovSlicing recovers *c* children, and *x* of them match the ground-truth in both variable name and value, then Precision = x/c , Recall = x/k .

Definition Inference. Definition inference is measured by the success ratio. For each read step *s* with ground-truth defining step *s_{def}*, RecovSlicing is successful if it correctly identifies *s_{def}*. Let *d* be the total number of data dependencies, and *x* the number correctly recovered, then Success Ratio = x/d .

Table 4: Quantitative Results on Value Prediction (RQ2).

Dataset	Variable Recovery		Definition Inference
	Precision	Recall	Success Ratio
LeetCode	86.14%	77.56%	74.86%
Hierarchical Synthetic Dataset	92.57%	91.92%	87.54%
Total	91.48%	89.24%	83.24%

Table 5: Quantitative Results on Ablation Study (RQ3).

Benchmark	Accuracy (%)	
	w/ IC	w/o IC
Basic Operations	93.89	87.64
Noisy Context	92.80	85.61
Variable Aliasing	68.50	43.46
Interprocedural	73.05	68.97
Inter-file	73.46	71.08
ND-Slicer Dataset	91.06	79.49
LLM Slicer Dataset	98.25	93.18

5.2.3 Experimental Results. As shown in Table 4, RecovSlicing achieves a precision of 91.48% and a recall of 89.24% in variable recovery tasks. Our investigation indicates that some false positives and false negatives are largely due to an incomplete data store, which leads to failures in variable recovery. More qualitative examples can be found in [4].

RQ2: RecovSlicing achieves a precision of 91.48% and a recall of 89.24% in variable recovery tasks, and a success ratio of 83.24% in definition inference tasks.

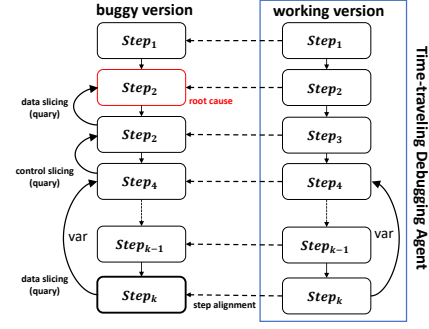
5.3 Ablation Study (RQ3)

In this experiment, we quantify the impact of the in-context learning component within RecovSlicing on overall performance. To this end, we compare RecovSlicing’s full version (denoted as w/ IC) with a variant that disables in-context learning (denoted as w/o IC). Both variants are evaluated on the benchmarks described in Section 5.1.2, with results summarized in Table 5.

As shown in the table, incorporating in-context learning consistently improves accuracy across all benchmarks. Even in simpler or less noisy cases, in-context learning leads to improvements of 5-7%. Overall, these results demonstrate that in-context learning is particularly beneficial for handling complex program features and noisy contexts.

The design of in-context learning in RecovSlicing specifically targets the improvement of key steps, such as variable recovery and definition inference. As discussed in RQ2, these components already demonstrate high precision and recall. The results in Table 5 further highlight that in-context learning is especially effective for complex scenarios, such as those involving library calls, intricate control flows, and multi-file programs in the LLM Generated Dataset, leading to significant end-to-end performance gains.

RQ3: The in-context learning component significantly improves the overall performance of RecovSlicing.

**Figure 10: The debugging agent used in this experiment.**

5.4 Application: Debugging Performance (RQ4)

Time-travelling debugging represents a specialized debugging methodology in which the complete execution trace of a program is recorded. This enables debugging to proceed by navigating the trace backwards from the point where an anomaly is observed (such as an exception being thrown or an incorrect value being detected), step by step, to ultimately identify the root cause of the bug. For instance, as illustrated in Figure 10, two traces are shown: in the left trace, an anomaly is observed at $step_k$, which is actually caused by an earlier code error at $step_2$, but $step_2$ is unknown. We refer to the code error location as root cause. The objective of a debugging agent is to start from $step_k$ and identify a path through the trace that leads to the root cause, where the causal error occurred. Each edge in this path corresponds to a data or control dependency, and if the debugging agent can successfully identify the root cause $step_2$, the debugging is considered successful.

In particular, our experiment focuses on a regression debugging scenario, where two different but similar program versions are available: one trace exhibits successful execution (the working version), while the other trace corresponds to a failing execution (the buggy version). The current state-of-the-art debugging agent in this context is Tregression [47], which operates by aligning the traces of both versions and identifying inconsistencies to localize the root cause of the regression bug.

Due to the complexity of real-world projects, Tregression often misses data dependencies because certain traces are not recorded. In this evaluation, we integrate our tool RecovSlicing, into Tregression: when searching for data dependencies, we additionally employ RecovSlicing to leverage the LLM to recover potential missing data dependencies.

5.4.1 Benchmark. We use the Defects4J dataset as our benchmark. Out of the 835 bugs in Defects4J, we select 489 bugs for evaluation, as the state-of-the-art debugging agent Tregression is limited in its ability to collect long traces.

5.4.2 Implementation. In this experiment, we instrument the application code, imposing a trace length limit of up to 100,000 steps. To account for the additional overhead from instrumentation and potential GPT network latency, we terminate any debugging session that exceeds 60 minutes in total runtime; such sessions are counted as failed debugging attempts. Instrumentation is configured to record variables up to one layer deep. We integrate RecovSlicing

Table 6: Quantitative Results on Debugging Performance (RQ4). RecovSlicing (ours) outperforms Tregression (TR) or achieves the same performance on every active project in Defects4J.

Project	Trace Length	Debugging Success Rate	
		Tregression	Ours
Chart	5.43k	0.85	0.90
Cli	0.67k	0.55	0.75
Closure	59.33k	0.65	0.90
Codec	1.26k	0.85	1.00
Compress	2.61k	0.71	0.84
Csv	0.23k	0.27	0.91
Gson	0.52k	0.92	0.92
JacksonCore	2.02k	0.85	1.00
JacksonDatabind	5.32k	0.60	0.66
JacksonXml	0.79k	0.50	0.67
Jsoup	3.80k	0.69	0.93
JXPath	3.64k	0.83	0.90
Lang	1.44k	0.80	0.94
Math	4.86k	0.90	0.96
Mockito	2.66k	0.83	1.00
Time	1.65k	0.81	0.90
Overall	7.78k	0.73	0.89

into the debugging agent, invoking it whenever the agent requires, but fails to access, certain data dependencies.

5.4.3 Measurement. We measure the effectiveness of RecovSlicing to improve the performance of the time-travelling debugging by its debugging success rate. Specifically, given a bug $b = \langle test, v_b, v_w \rangle$, where v_b represents the buggy version, v_w represents the working version, and $test$ represents the test case which can pass on v_w and fail on v_b . Following the practice in [47], we call the debugging agent successful in b if it can generate the debugging process from the observable faulty step to the root-cause step.

5.4.4 Results. Table 6 shows the performance of integrating RecovSlicing to Tregression on the 16 active projects in Defects4J, as well as the overall performance, in contrast to Tregression alone. RecovSlicing outperforms or has the same performance as Tregression on every project in Defects4J. Overall, RecovSlicing allows the debugging agent to have the debugging success rate of 0.89 in the Defects4J dataset, while Tregression achieves 0.73. Notably, RecovSlicing achieves a debugging success rate above 0.75 on 14 out of 16 projects, while Tregression only achieves this success rate on 9 projects. Therefore, we can conclude that by recovering miss-recorded data dependencies through RecovSlicing, the performance of downstream tasks such as time-travelling debugging will be improved.

RQ4: RecovSlicing improves debugging success rate from 0.73 to 0.89 in the real-world Defects4J dataset, demonstrating the effectiveness of RecovSlicing in enhancing the performance of time-travelling debugging agents on real-world programs.

6 Related Work

Dynamic Slicing. Dynamic slicing [2, 22] analyzes execution-specific dependencies and is widely used in debugging and testing [1, 5, 6, 15, 30, 51]. Various enhancements [7, 13, 14, 28, 39, 44, 52] have been proposed over decades. A central challenge is the runtime

overhead of collecting execution traces and constructing Program Dependence Graphs (PDG) [49, 56–58]. To reduce overhead, researchers explored partial instrumentation, such as Call-Mark Slicing [34] and checkpoint-assisted methods [58], which selectively log execution events. Others use precomputed dynamic dependency summaries [3, 35, 36], such as in Slicer4J [3], which summarizes library calls to avoid tracing their executions. However, such summaries are input-insensitive and cannot generalize to unseen libraries or runtime conditions. RecovSlicing instead leverages partial trace data and LLMs to approximate dependencies dynamically, addressing both accuracy and generalizability.

Slicing without Execution. Recent works apply neural models to predict slices from static code alone [9, 38, 45, 53, 54]. ND-Slicer [53] and LLM-Slicer [38] bypass execution tracing entirely by using transformer-based or general-purpose LLMs to infer dependency paths. However, these methods are limited by token length, lack of variable value inference, and poor performance on complex control flows or aliasing scenarios. RecovSlicing complements such models by incorporating runtime traces and performing adaptive step-wise recovery, enabling effective slicing even in non-deterministic or multi-library programs.

LLMs for Program Analysis. LLMs are increasingly applied in program analysis tasks such as bug detection [11, 27, 33], dependency reasoning [31, 38], and static slicing [12, 23, 48]. While promising, existing methods often lack dynamic context, and struggle to maintain accurate control/data flow across larger codebases. RecovSlicing differs by tightly integrating execution data with LLMs, improving both precision and robustness over purely static or prediction-only approaches.

7 Conclusion

We present RecovSlicing, a novel approach that leverages LLM-based inference and program trace analysis to compute dynamic data dependencies. RecovSlicing achieves superior precision and recall compared to state-of-the-art slicers (e.g., Slicer4J, ND-Slicer), effectively addressing alias inference and removing the need for re-execution. This makes RecovSlicing particularly practical for real-world debugging. For future work, we plan to construct a more comprehensive dynamic dependency dataset and expand RecovSlicing to support additional programming languages.

References

- [1] Hiralal Agrawal, Richard A DeMillo, and Eugene H Spafford. 1993. Debugging with dynamic slicing and backtracking. *Software: Practice and Experience* 23, 6 (1993), 589–616.
- [2] Hiralal Agrawal and Joseph R Horgan. 1990. Dynamic program slicing. *ACM SIGPlan Notices* 25, 6 (1990), 246–256.
- [3] Khaled Ahmed, Mieszko Lis, and Julia Rubin. 2021. Slicer4J: a dynamic slicer for Java. In *Proceedings of the 29th ACM Joint Meeting on European Software Engineering Conference and Symposium on the Foundations of Software Engineering*. 1570–1574.
- [4] Anonymous. 2025. Anonymous Website for Recov-Slicing. <https://sites.google.com/view/recov-slicing/home>.
- [5] Earl T Barr and Mark Marron. 2014. Tardis: Affordable time-travel debugging in managed runtimes. *ACM SIGPLAN Notices* 49, 10 (2014), 67–82.
- [6] David Binkley. 1998. The application of program slicing to regression testing. *Information and software technology* 40, 11-12 (1998), 583–594.
- [7] Gerardo Canfora, Aniello Cimitile, and Andrea De Lucia. 1998. Conditioned program slicing. *Information and Software Technology* 40, 11-12 (1998), 595–607.
- [8] Oscar Chaparro, Carlos Bernal-Cárdenas, Jing Lu, Kevin Moran, Andrian Marcus, Massimiliano Di Penta, Denys Poshyvanyk, and Vincent Ng. 2019. Assessing the quality of the steps to reproduce in bug reports. In *Proceedings of the 2019 27th*

- ACM joint meeting on european software engineering conference and symposium on the foundations of software engineering. 86–96.
- [9] Yangruibo Ding, Benjamin Steenhoeck, Kexin Pei, Gail Kaiser, Wei Le, and Baishakhi Ray. 2024. Traced: Execution-aware pre-training for source code. In *Proceedings of the 46th IEEE/ACM International Conference on Software Engineering*. 1–12.
 - [10] Qingxiu Dong, Lei Li, Damai Dai, Ce Zheng, Jingyuan Ma, Rui Li, Heming Xia, Jingjing Xu, Zhiyong Wu, Tianyu Liu, et al. 2022. A survey on in-context learning. *arXiv preprint arXiv:2301.00234* (2022).
 - [11] Angela Fan, Beliz Gokkaya, Mark Harman, Mitya Lyubarskiy, Shubho Sengupta, Shin Yoo, and Jie M Zhang. 2023. Large language models for software engineering: Survey and open problems. In *2023 IEEE/ACM International Conference on Software Engineering: Future of Software Engineering (ICSE-FoSE)*. IEEE, 31–53.
 - [12] Chongzhou Fang, Ning Miao, Shaurya Srivastav, Jialin Liu, Ruoyu Zhang, Ruijie Fang, Ryan Tsang, Najmeh Nazari, Han Wang, Houman Homayoun, et al. 2024. Large language models for code analysis: Do {LLMs} really do their job?. In *33rd USENIX Security Symposium (USENIX Security 24)*. 829–846.
 - [13] Rajiv Gupta and Mary Lou Soffa. 1995. Hybrid slicing: An approach for refining static slices using dynamic information. *ACM SIGSOFT Software Engineering Notes* 20, 4 (1995), 29–40.
 - [14] Robert J Hall. 1995. Automatic extraction of executable program subsets by simultaneous dynamic program slicing. *Automated Software Engineering* 2 (1995), 33–53.
 - [15] Mark Harman and Sebastian Danicic. 1995. Using program slicing to simplify testing. *Software Testing, Verification and Reliability* 5, 3 (1995), 143–162.
 - [16] Mingyuan Huang, Jiachi Chen, Zigui Jiang, and Zibin Zheng. 2024. Revealing hidden threats: An empirical study of library misuse in smart contracts. In *Proceedings of the 46th IEEE/ACM International Conference on Software Engineering*. 1–12.
 - [17] Raisa Islam and Owana Marzia Moushi. 2024. Gpt-4o: The cutting-edge advancement in multimodal llm. *Authorea Preprints* (2024).
 - [18] Wei Jin and Alessandro Orso. 2012. Bugredux: Reproducing field failures for in-house debugging. In *2012 34th international conference on software engineering (ICSE)*. IEEE, 474–484.
 - [19] Noah M Johnson, Juan Caballero, Kevin Zhijie Chen, Stephen McCamant, Pongsin Poosankam, Daniel Reynaud, and Dawn Song. 2011. Differential slicing: Identifying causal execution differences for security applications. In *2011 IEEE Symposium on Security and Privacy*. IEEE, 347–362.
 - [20] René Just, Darioush Jalali, and Michael D Ernst. 2014. Defects4J: A database of existing faults to enable controlled testing studies for Java programs. In *Proceedings of the 2014 international symposium on software testing and analysis*. 437–440.
 - [21] Sungmin Kang, Juyeon Yoon, Nargiz Askarbekkyzy, and Shin Yoo. 2024. Evaluating diverse large language models for automatic and general bug reproduction. *IEEE Transactions on Software Engineering* (2024).
 - [22] Bogdan Korel and Janusz Laski. 1988. Dynamic program slicing. *Information processing letters* 29, 3 (1988), 155–163.
 - [23] Rahul Krishna, Rangeet Pan, Raju Pavuluri, Srikanth Tamilselvam, Maja Vukovic, and Saurabh Sinha. 2024. Codellm-Devkit: A Framework for Contextualizing Code LLMs with Program Analysis Insights. *arXiv preprint arXiv:2410.13007* (2024).
 - [24] Kun Kuang, Ruoxuan Xiong, Peng Cui, Susan Athey, and Bo Li. 2020. Stable prediction with model misspecification and agnostic distribution shift. In *Proceedings of the AAAI Conference on Artificial Intelligence*, Vol. 34. 4485–4492.
 - [25] LeetCode. [n. d.]. *LeetCode*. <https://leetcode.com/>
 - [26] Anatole Lefort, Yohan Pipereau, Kwabena Amponsem, Pierre Sutra, and Gaël Thomas. 2021. J-NVM: off-heap persistent objects in java. In *Proceedings of the ACM SIGOPS 28th Symposium on Operating Systems Principles*. 408–423.
 - [27] Haonan Li, Yu Hao, Yizhuo Zhai, and Zhiyun Qian. 2024. Enhancing static analysis for practical bug detection: An llm-integrated approach. *Proceedings of the ACM on Programming Languages* 8, OOPSLA1 (2024), 474–499.
 - [28] Xiangyu Li and Alessandro Orso. 2020. More accurate dynamic slicing for better supporting software debugging. In *2020 IEEE 13th International Conference on Software Testing, Validation and Verification (ICST)*. IEEE, 28–38.
 - [29] Xinbin Liang, Zhuoxuan Liu, Jie Wang, Xinqiao Jin, and Zhimin Du. 2023. Uncertainty quantification-based robust deep learning for building energy systems considering distribution shift problem. *Applied Energy* 337 (2023), 120889.
 - [30] Yun Lin, Jun Sun, Yinxing Xue, Yang Liu, and Jinsong Dong. 2017. Feedback-based debugging. In *2017 IEEE/ACM 39th International Conference on Software Engineering (ICSE)*. IEEE, 393–403.
 - [31] Wei Ma, Shangqing Liu, Zhihao Lin, Wenhan Wang, Qiang Hu, Ye Liu, Cen Zhang, Liming Nie, Li Li, and Yang Liu. 2023. Lms: Understanding code syntax and semantics for code analysis. *arXiv preprint arXiv:2305.12138* (2023).
 - [32] Jens Meinicke, Chu-Pan Wong, Christian Kästner, and Gunter Saake. 2018. Understanding differences among executions with variational traces. *arXiv preprint arXiv:1807.03837* (2018).
 - [33] Mohammad Mahdi Mohajer, Reem Aleithan, Nima Shiri Harzevili, Moshir Wei, Alvine Boaye Belle, Hung Viet Pham, and Song Wang. 2024. Effectiveness of chatgpt for static analysis: How far are we?. In *Proceedings of the 1st ACM International Conference on AI-Powered Software*. 151–160.
 - [34] Akira Nishimatsu, Minoru Jihira, Shinji Kusumoto, and Katsuro Inoue. 1999. Callmark slicing: An efficient and economical way of reducing slice. In *Proceedings of the 21st international conference on Software engineering*. 422–431.
 - [35] Vijay Krishna Palepu, Guoqing Xu, and James A Jones. 2013. Improving efficiency of dynamic analysis with dynamic dependence summaries. In *2013 28th IEEE/ACM International Conference on Automated Software Engineering (ASE)*. IEEE, 59–69.
 - [36] Vijay Krishna Palepu, Guoqing Xu, and James A Jones. 2017. Dynamic dependence summaries. *ACM Transactions on Software Engineering and Methodology (TOSEM)* 25, 4 (2017), 1–41.
 - [37] Mohammad M Rahman, Foutse Khomh, and Marco Castelluccio. 2022. Works for me! cannot reproduce—a large scale empirical study of non-reproducible bugs. *Empirical Software Engineering* 27, 5 (2022), 111.
 - [38] Kimya Khakzad Shahandashti, Mohammad Mahdi Mohajer, Alvine Boaye Belle, Song Wang, and Hadi Hemmati. 2024. Program Slicing in the Era of Large Language Models. *arXiv preprint arXiv:2409.12369* (2024).
 - [39] Josep Silva. 2012. A vocabulary of program slicing-based techniques. *ACM computing surveys (CSUR)* 44, 3 (2012), 1–41.
 - [40] William N Sumner and Xiangyu Zhang. 2013. Comparative causality: Explaining the differences between executions. In *2013 35th International Conference on Software Engineering (ICSE)*. IEEE, 272–281.
 - [41] Amjed Tahir, Shawn Rasheed, Jens Dietrich, Negar Hashemi, and Lu Zhang. 2023. Test flakiness’ causes, detection, impact and responses: A multivocal review. *Journal of Systems and Software* 206 (2023), 111837.
 - [42] Hugo Touvron, Louis Martin, Kevin Stone, Peter Albert, Amjad Almahairi, Yasmine Babaei, Nikolay Bashlykov, Soumya Batra, Prajwal Bhargava, Shriti Bhosale, et al. 2023. Llama 2: Open foundation and fine-tuned chat models. *arXiv preprint arXiv:2307.09288* (2023).
 - [43] Ashish Vaswani, Noam Shazeer, Niki Parmar, Jakob Uszkoreit, Llion Jones, Aidan N Gomez, Łukasz Kaiser, and Illia Polosukhin. 2017. Attention is all you need. *Advances in neural information processing systems* 30 (2017).
 - [44] Guda A Venkatesh. 1991. The semantic approach to program slicing. In *Proceedings of the ACM SIGPLAN 1991 conference on Programming language design and implementation*. 107–119.
 - [45] Chengpeng Wang, Yifei Gao, Wuqi Zhang, Xuwei Liu, Qingkai Shi, and Xiangyu Zhang. 2024. LLMs: A Compositional Neuro-Symbolic Approach to Compilation-free and Customizable Static Analysis. *arXiv preprint arXiv:2412.14399* (2024).
 - [46] Di Wang, Matthias Galster, and Miguel Morales-Trujillo. 2024. A systematic mapping study of bug reproduction and localization. *Information and Software Technology* 165 (2024), 107338. doi:10.1016/j.infsof.2023.107338
 - [47] Haijun Wang, Yun Lin, Zijiang Yang, Jun Sun, Yang Liu, Jinsong Dong, Qinghua Zheng, and Ting Liu. 2019. Explaining regressions via alignment slicing and mending. *IEEE Transactions on Software Engineering* 47, 11 (2019), 2421–2437.
 - [48] Jiayimei Wang, Tao Ni, Wei-Bin Lee, and Qingchuan Zhao. 2025. A Contemporary Survey of Large Language Model Assisted Program Analysis. *arXiv preprint arXiv:2502.18474* (2025).
 - [49] Tao Wang and Abhik Roychoudhury. 2007. Hierarchical dynamic slicing. In *Proceedings of the 2007 international symposium on Software testing and analysis*. 228–238.
 - [50] Dasarath Weeratunge, Xiangyu Zhang, William N Sumner, and Suresh Jagannathan. 2010. Analyzing concurrency bugs using dual slicing. In *Proceedings of the 19th international symposium on Software testing and analysis*. 253–264.
 - [51] M WEISER. 1984. Program slicing. *IEEE transactions on software engineering* 10, 4 (1984), 352–357.
 - [52] Baowen Xu, Ju Qian, Xiaofang Zhang, Zhongqiang Wu, and Lin Chen. 2005. A brief survey of program slicing. *ACM SIGSOFT Software Engineering Notes* 30, 2 (2005), 1–36.
 - [53] Aashish Yadavally, Yi Li, and Tien N Nguyen. 2024. Predictive Program Slicing via Execution Knowledge-Guided Dynamic Dependence Learning. *Proceedings of the ACM on Software Engineering* 1, FSE (2024), 271–292.
 - [54] Aashish Yadavally, Tien N Nguyen, Wenbo Wang, and Shaohua Wang. 2023. (Partial) Program Dependence Learning. In *2023 IEEE/ACM 45th International Conference on Software Engineering (ICSE)*. IEEE, 2501–2513.
 - [55] Junjie Ye, Xuanting Chen, Nuo Xu, Can Zu, Zekai Shao, Shichun Liu, Yuhuan Cui, Zeyang Zhou, Chao Gong, Yang Shen, et al. 2023. A comprehensive capability analysis of gpt-3 and gpt-3.5 series models. *arXiv preprint arXiv:2303.10420* (2023).
 - [56] Xiangyu Zhang and Rajiv Gupta. 2004. Cost effective dynamic program slicing. *ACM SIGPLAN Notices* 39, 6 (2004), 94–106.
 - [57] Xiangyu Zhang, Rajiv Gupta, and Youtao Zhang. 2005. Cost and precision tradeoffs of dynamic data slicing algorithms. *ACM Transactions on Programming Languages and Systems (TOPLAS)* 27, 4 (2005), 631–661.
 - [58] Xiangyu Zhang, Sriraman Tallam, and Rajiv Gupta. 2006. Dynamic slicing long running programs through execution fast forwarding. In *Proceedings of the 14th ACM SIGSOFT international symposium on Foundations of software engineering*. 81–91.

A Detailed Prompts

In this section, we present detailed LLM prompts for variable recovery, alias inference, and definition inference. For each task, we provide an example of the prompt and its corresponding response. Within each prompt, the blue text indicates the placeholders that will be replaced with actual values during execution.

A.1 Variable Recovery

Prompt:

```
# Background
When executing Java code involving libraries, understanding the internal structure of objects is critical for debugging. Given the "toString" value of a value, your task is to **analyze a Java object** and **generate a expanded JSON representation of internal values** that captures its internal fields relevant to debugging.
```

During generated JSON representation, you will be given a focal variable path, e.g. `list.elementData[0].name`, and for objects fields, you should focus on the focal variables and their values, and you can omit the rest fields. But DO NOTICE that, the output should be a JSON object, strictly following the JSON grammar, to omit a field in a JSON object, DO NOT use "...", but just delete the field to keep the JSON valid. For list or array, DO NOT omit any element in LIST. If the focal variable is "#all_fields#", you should ignore the focal variable and return a complete JSON object with the all fields.

The expanded JSON representation should:

- Strictly follow the format `"var_name|var_type": var_value`.
- Reflect inferred values and types for all fields used or affected in the operation.
- Be rooted at the top-level variable (e.g., `set`).
- Wrap your output within a json code block (i.e., ```json ...```). Do not include any comments inside the json code block.
- If needed, use <thought>xxxx</thought> tags to express your thought process first. The thoughts should be as short as possible.
- If the focal variable contains a deep recursive structure (e.g., a tree or a linked list), you should only expand the first level of the structure. For example, if the focal variable is a tree, you should only expand the root node and its immediate children, but not the entire tree.

Example

```
**Focal Variable toString Value:**
`{pair={},}`

**Focal Variable Type Name:**
`java.util.concurrent.atomic.AtomicStampedReference`

**Related Class Structures:**
- `java.util.concurrent.atomic.AtomicStampedReference:{java.util.concurrent.atomic.AtomicStampedReference$Pair pair;}`

**Focal Variable Path:**
`atomicRef.pair.reference`

**Expected Output:**
```json
{
 "atomicRef": {
 "pair|java.util.concurrent.atomic.AtomicStampedReference$Pair": {
 "stamp|int": "1",
 "reference|java.lang.Integer": "42"
 },
 "UNSAFE|sun.misc.Unsafe": "{}",
 "pairOffset|long": "12"
 }
}
```

```
}
...

Task

Focal Variable Name:
`atomicRef`

Focal Variable Type Name:
`java.util.concurrent.atomic.AtomicStampedReference`

Focal Variable toString Value:
`{pair={},}`

Focal Variable Path:
`atomicRef.pair.reference`

Related Class Structures:
- `java.util.concurrent.atomic.AtomicStampedReference:{java.util.concurrent.atomic.AtomicStampedReference$Pair pair;}`

Line of Code Containing the Variable:
```java
Integer value = atomicRef.getReference();
```

Output:
```

#### Response:

```
Output:

<thought>Focus on the `atomicRef.pair.reference` field and expand its relevant structure while omitting unrelated fields.</thought>

```json
{
  "atomicRef": {
    "pair|java.util.concurrent.atomic.AtomicStampedReference$Pair": {
      "reference|java.lang.Integer": "42"
    }
  }
}
```

A.2 Alias Inference by LLM

Prompt:

```
<Background>
You are a Java expert, you need to analyze the alias relationships through static analysis. Given a variable and a method call, your task is to identify any alias relationship between (*Set 1*) the listed fields of the given variable and (*Set 2*) the variables involved in the method call and the return value of the method call.
```

```
<Example>
Given code:
```list.add(item);```
```

Given the source code of function calls in the code:

```
public boolean add(E e) {
 modCount++;
 add(e, elementData, size);
 return true;
}
```

Variables involved in the line of code:  
`list` is of type `java.util.ArrayList`,  
`item` is of type `Integer`,

We know that another variable not in the code, `list`, with the following structure:



```
{
 "list:java.util.ArrayList": {
 "elementData:java.lang.Object[]": [
 [], "size:int": "0"
]
 }
}
```

We are interested in the fields `list.elementData.elementData[0]`

Your response should be:

```
{
 "list.elementData.elementData[0]": "item"
}
```

<Question>  
Given code:  
```AtomicStampedReference<Integer> atomicRef = new  
AtomicStampedReference<>(initialRef, initialStamp);```

Given the source code of function calls in the code:
`public AtomicStampedReference(V initialRef, int initialStamp) {
 this.pair = Pair.of(initialRef, initialStamp);
}`

Variables involved in the line of code:
`initialRef` is of type `java.lang.Integer`,
`initialStamp` is of type `int`,
`AtomicStampedReference_instance` is of type `java.util.concurrent.atomic.AtomicStampedReference`,
`atomicRef` is of type `java.util.concurrent.atomic.AtomicStampedReference`,

`initialRef` has the following fields:
`AtomicStampedReference_instance` has the following fields: {
`pair`: "java.util.concurrent.atomic.AtomicStampedReference\$Pair",
},

If a variable has name of format `<TYPE>_instance`, it refers to the instance created by calling the constructor of `<TYPE>`.
If a variable has name of format `return_of_<method_signature>`, it refers to the variable returned by a method call of `<method_signature>`.

We know that another variable not in the code, `atomicRef`, with the following structure:

```
{
  "atomicRef|java.util.concurrent.atomic.AtomicStampedReference": {
    "pair|java.util.concurrent.atomic.AtomicStampedReference$Pair": {
      "reference|String": "42"
    }
  }
}
```

where
this `atomicRef` has the same memory address as `AtomicStampedReference_instance` in the line of code,
this `atomicRef` has the same memory address as `atomicRef` in the line of code,

We are interested in the fields of this instance: `atomicRef`, `atomicRef.pair`, `atomicRef.pair.reference`,

From the given code, identify all the aliases of this `atomicRef` and the fields in this `atomicRef`.

In your response, strictly follow the JSON format. The JSON keys are from the listed fields, JSON values are variables or their fields that are the corresponding aliases of the fields. Do not include explanation.

Response:

```
{
  "atomicRef": "AtomicStampedReference_instance",
  "atomicRef.pair": "AtomicStampedReference_instance.pair",
  "atomicRef.pair.reference": "initialRef"
}
```

A.3 Definition Inference**Prompt:**

```
# definition_inference

## Definition Inference Task
```

You are a Java expert responsible for analyzing variable assignments.

Instructions:

1. You will receive a `target` line of code.
2. You will also be given a `variable name` and the `line of code` where this variable is used.
3. Your objective is to determine whether the target line writes to the specified variable.

Response Format:

Please provide a clear answer based on your analysis:

- `Answer: <T>` (True) if the target line writes to the variable.
- `Answer: <F>` (False) if it does not.

Examples:**Example 1:**

```
- h is an ArrayList
- Target Line: h.set(10, "abc");
- Variable: h.elementData[8]
- Usage Line: int x = h.get(8);
```

Example Answer 1:

```
- Answer: <F>
```

The result is false because the target line sets the 10th element rather than the 8th element.

Example 2:

```
- d is a HashMap
- Target Line: d.put("ccc", "xyz");
- Variable: d.table["ccc"]
- Usage Line: Object r = d.get("ccc");
```

Example Answer 2:

```
- Answer: <T>
```

The result is true because the target line sets the value for the key "ccc" in the hashmap.

Your Turn:

Now, please analyze the following input according to the provided format.

In your response, return `<T>` for true and `<F>` for false.

Question:**Target Line:**

```
boolean updated = atomicRef.compareAndSet(expectedRef, newRef,  
expectedStamp, newStamp);
```

Function Calls in Source Code:

```
public boolean compareAndSet(V expectedReference, V  
newReference, int expectedStamp, int newStamp) {  
    Pair<V> current = this.pair;  
    return expectedReference == current.reference &&  
expectedStamp == current.stamp && (newReference == current.  
reference && newStamp == current.stamp || this.casPair(current,  
Pair.of(newReference, newStamp)));  
}
```

Variables Involved:

```
Variable:  
newRef  
Variable Type:  
java.lang.Integer  
Runtime Value:  
200  
Variable:  
newStamp  
Variable Type:  
int  
Runtime Value:
```

```

`2`
Variable:
`expectedRef`
Variable Type:
`java.lang.Integer`
Runtime Value:
`100`
Variable:
`expectedStamp`
Variable Type:
`int`
Runtime Value:
`1`
Variable:
`atomicRef`
Variable Type:
`java.util.concurrent.atomic.AtomicStampedReference`
Runtime Value:
`{"atomicRef|java.util.concurrent.atomic.AtomicStampedReference
":{"pair|java.util.concurrent.atomic.
AtomicStampedReference$Pair":{"reference|String":"null"}}}`

```

We know that ``atomicRef`` has the following structure and value:

```

{"atomicRef|java.util.concurrent.atomic.AtomicStampedReference"
:{"pair|java.util.concurrent.atomic.AtomicStampedReference$Pair
":{"reference|String":"42"}}}

```

But we don't know which step during the execution modified the value.

****Usage Line:****

```

`Integer value = atomicRef.getReference();`

```

``atomicRef`` has a field ``atomicRef.pair.reference``, does the code ``boolean updated = atomicRef.compareAndSet(expectedRef, newRef, expectedStamp, newStamp);`` directly or indirectly write field ``atomicRef.pair.reference``?

In your response, strictly return `<T>` for true and `<F>` for false. Briefly explain your answer.

Response:

```

**Answer:** <T>

```

Received 20 February 2007; revised 12 March 2009; accepted 5 June 2009