

A Systematic Approach to Predict the Impact of Cybersecurity Vulnerabilities Using LLMs

Anders Mølmen Høst
Simula & University of Oslo
Oslo, Norway
andersmh@simula.no

Pierre Lison
Norwegian Computing Center
Oslo, Norway
plison@nr.no

Leon Moonen
Simula Research Laboratory
Oslo, Norway
leon.moonen@computer.org

Abstract—Vulnerability databases, such as the National Vulnerability Database (NVD), offer detailed descriptions of Common Vulnerabilities and Exposures (CVEs), but often lack information on their real-world impact, such as the tactics, techniques, and procedures (TTPs) that adversaries may use to exploit the vulnerability. However, manually linking CVEs to their corresponding TTPs is a challenging and time-consuming task, and the high volume of new vulnerabilities published annually makes automated support desirable.

This paper introduces TRIAGE, a two-pronged automated approach that uses Large Language Models (LLMs) to map CVEs to relevant techniques from the ATT&CK knowledge base. We first prompt an LLM with instructions based on MITRE’s CVE Mapping Methodology to predict an initial list of techniques. This list is then combined with the results from a second LLM-based module that uses in-context learning to map a CVE to relevant techniques. This hybrid approach strategically combines rule-based reasoning with data-driven inference. Our evaluation reveals that in-context learning outperforms the individual mapping methods, and the hybrid approach improves recall of exploitation techniques. We also find that GPT-4o-mini performs better than Llama3.3-70B on this task. Overall, our results show that LLMs can be used to automatically predict the impact of cybersecurity vulnerabilities and TRIAGE makes the process of mapping CVEs to ATT&CK more efficient.

Index Terms—vulnerability impact, CVE, ATT&CK techniques, large language models, automated mapping.

I. INTRODUCTION

Vulnerability databases, such as the National Vulnerability Database (NVD),¹ help cybersecurity professionals keep track of publicly disclosed vulnerabilities (CVEs),² along with their corresponding labels. These labels include vulnerability descriptions, severity scores (CVSS), weakness classifications (CWEs),³ and affected products, which help security experts categorize vulnerabilities relevant to their own systems. A comprehensive overview of vulnerabilities and their impact enables prioritization of defensive measures that need to be taken [1]. To protect organizations from harmful attacks and assess their security posture, security analysts routinely monitor the NVD for vulnerabilities that are added or updated.

While vulnerability databases like NVD provide many technical details, they do not provide any information on *how*

these vulnerabilities may be exploited in real-world attacks. The ATT&CK knowledge base⁴ aims to address this gap by documenting the tactics, techniques, and procedures (TTPs) of adversaries that have been observed in reported attacks [2]. Understanding how an attacker operates helps formulate a strategy for addressing existing vulnerabilities. Unfortunately, the NVD does not currently label vulnerabilities with their corresponding TTPs, which means that there is no direct connection between the NVD and the ATT&CK knowledge base. As a consequence, assessing the risks associated with a given vulnerability and identifying the most relevant TTPs remains a manual, expertise-driven task – making the process both time-consuming and prone to various errors and oversights.

To mitigate this challenge, MITRE created the CVE Mapping Methodology (CMM) [3] which guides the mapping of CVEs to their relevant ATT&CK techniques or tactics. However, while the CMM is inherently valuable in assisting security analysts with manual mapping, the sheer volume of vulnerabilities published each year calls for the development of a more automated solution to keep CVEs aligned with their corresponding ATT&CK tactics and techniques.

We present a novel approach that combines the CMM with Large Language Models (LLMs) to automatically map CVEs to ATT&CK techniques. LLMs have demonstrated strong in-context learning capabilities, enabling them to perform complex tasks with only a few task-specific training examples provided as part of their prompt [4]. This makes in-context learning particularly well-suited for cybersecurity applications, where labeled data are scarce and costly to produce.

Contributions: The main contribution of this paper is TRIAGE (“Technique Ranking via In-context learning And Guided Extraction”), a two-pronged approach that automatically maps CVEs to their corresponding ATT&CK techniques. We first prompt an LLM using guidance from the CMM to generate a list of relevant ATT&CK techniques. Next, we instruct the LLM to use in-context learning on existing CVEs and their mapping to ATT&CK techniques to generate a second list of relevant techniques. Finally, we combine the information from both lists into an overall prediction. This hybrid approach strategically combines rule-based mapping from the CMM with data-driven in-context learning based on

¹ <https://nvd.nist.gov>

² <https://cve.org>

³ <https://cwe.mitre.org>

⁴ <https://attack.mitre.org>



already labeled CVEs. We empirically evaluate TRIAGE using a MITRE dataset that maps existing CVEs to corresponding ATT&CK techniques [5], and we compare our approach to the current state-of-the-art. Moreover, we assess performance across two LLMs, the proprietary GPT-4o-mini and the open-weight Llama3.3-70B, and conduct an ablation study to analyze the contributions of various parts of the prompt used for in-context learning. Our evaluation shows that TRIAGE outperforms the state-of-the-art, and the proprietary model GPT-4o-mini outperforms the open-weight model Llama3.3-70B on this task. We conclude that LLMs can be used to automatically predict the impact of cybersecurity vulnerabilities and TRIAGE makes the process of mapping CVEs to ATT&CK more efficient. We include the various prompts in the Appendix and provide a replication package [6].

II. BACKGROUND & RELATED WORK

A. CVE Mapping Methodology (CMM)

The CMM defines an approach to map CVEs to ATT&CK techniques [3]. These mappings help determine the impact of a vulnerability and how it can be exploited in the real world. The CMM distinguishes attack techniques related to three attack phases: First, a vulnerability enables the attacker to use a specific *exploitation technique*. Second, the exploit grants the attacker certain capabilities, known as the *primary impact*. Third, the attacker can gain further capabilities, leading to the *secondary impact*. These phases, illustrated in Figure 1, are adapted from the *intrusion kill chain* introduced by Hutchins et al. [7]. In each phase, the defender can detect and prevent the attack using various strategies.

A vulnerability can be mapped to multiple ATT&CK techniques, and a mapping is a one-to-one relationship between a vulnerability and an attack technique, labeled with one of the three possible mapping types (exploitation technique, primary or secondary impact). The CMM provides five methods to analyze a CVE. A single method will not necessarily provide all relevant attack techniques across the three mapping types, but the methods can be combined to obtain more complete mappings. The five methods are as follows:

- 1) **Vulnerability type:** This method supports mapping a CVE based on its vulnerability type. It defines a table with relevant attack techniques (or instructions on how to find them) for 27 of the most common vulnerability types. These vulnerability types are based on CWEs; however, some of them group multiple CWEs to keep the number of alternatives manageable. An example is *Cleartext Transmission of Sensitive Information* which is mapped to *T1040: Network Sniffing* as exploitation technique, *T1552: Unsecured Credentials* as primary impact, and *T1078: Valid Accounts* as secondary impact.
- 2) **Functionality:** This method defines a table that classifies a CVE by the functionality a successful exploit provides. For example, the ability to *Delete Files*, which maps to the primary impact *T1485: Data Destruction*, and secondary impact *T1499: Endpoint Denial of Service*.

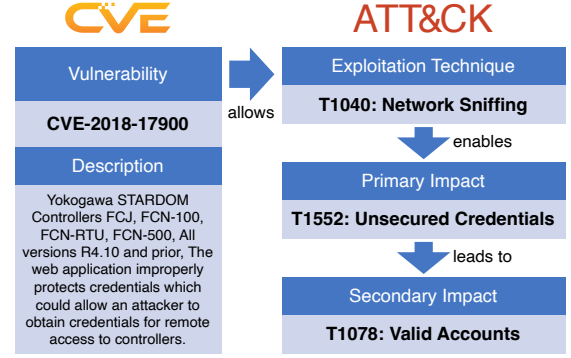


Fig. 1. A vulnerability is labeled in three attack steps with associated attack techniques (based on an example in the mapping methodology [3]).

- 3) **Exploitation Technique:** This method asks the question: “what steps are needed to exploit this CVE?”, and defines a set of possible answers that are linked to relevant attack techniques. For example, if the user needs to visit a malicious website, the exploitation technique can be mapped to *T1189: Drive-by Compromise*.
- 4) **Affected Object:** This method defines a table of objects that may be affected by an exploit, and provides mappings to associated attack techniques. Objects include hardware, firmware, operating systems, applications, services, etc. For example, *Network-based Application* is mapped to exploitation techniques *T1040 Network Sniffing*, and *T1059: Command and Scripting Interpreter*.
- 5) **Tactic:** This method defines a table that associates ATT&CK tactics with generic exploitation techniques. Using this method is only recommended when other methods do not provide a relevant answer. For example, the tactic *Lateral Movement* is associated with the technique *T1210 Exploitation of Remote Services*.

B. Mining ATT&CK Techniques From Linked Data

Cybersecurity data sources, such as CVE, CWE, CAPEC and ATT&CK, capture related and at times overlapping concepts. These data can be *mined* to uncover mappings from CVEs to attack techniques. Hemberg et al. [8] investigated this route by creating BRON, a graph database that combines these data sources and unifies the relations between them. The graph can be queried, and edges can be traversed as bi-directional links to identify patterns, discover new connections, and gain deeper insights into threats and vulnerabilities. The authors find that the links are often sparse; for example, not every CVE or CWE is linked to an associated attack technique. In a follow-up paper [9], the authors extended BRON with additional sources and propose an approach to predict missing links. However, the focus was on predicting links to neighboring nodes (e.g. CWE to CAPEC), and they do not predict multi-step links, such as from CVE to ATT&CK techniques.

A clear benefit of establishing such linked data is the reduced cost of labeling. However, in addition to the sparsity

challenge, linking through CWEs – which are more generic than CVEs – may lead to a loss of context, for example, regarding attack steps indicated by the CVE description. As a consequence, the techniques mined through such links will cover much more than what would be mapped through the CMM. This aspect is investigated by Simonetto and Bosch [10], who unify data sources similar to BRON, but enforce stricter conditions on the CWEs, showing that relations between multiple CWEs may lead to an exploding attack surface. In one example, they find that BRON maps to 84 different techniques, whereas their more strict approach maps to only two. They also opt for uni-directional linking, which they find has considerable advantages on analysis speed.

C. Automating the Mapping from CVE to ATT&CK

Data-driven methods: ATT&CK distinguishes various levels, and the literature includes approaches for automating the mapping from CVE to ATT&CK *tactics* [11, 12], ATT&CK *techniques* [13, 14], and both [15]. Tactics are described at a higher level than techniques, for example, *Initial Access* describes the adversary *goal* of getting into a network. *How* the adversary enters the network is then described through attack techniques associated with the tactic, for example *T1566: Phishing*. Our review will focus on automated mapping from CVEs to *techniques*, which is the goal of TRIAGE.

Grigorescu et al. [13] compare multi-labeled supervised approaches with and without data augmentation. They include classical machine learning (Support Vector Machines and Naive Bayes Classifiers), deep learning models trained from scratch, and fine-tuning of pre-trained models based on variants of BERT architectures. The classical models are used to establish a baseline and help interpret relevant features. Not surprisingly, these models do not perform at the same level as the deep learning models, particularly the pre-trained BERT-based architectures. The authors perform data augmentation using the TextAttack⁵ framework to generate adversarial examples by transforming the input text. They find that data augmentation boosts the performance of the deep learning models, but not the classical models. Their two best-performing approaches relied on SciBERT and SecBERT to encode the representations of the CVE text descriptions.

Abdeen et al. [14] propose SMET, which uses Semantic Role Labeling (SRL) and sentence embedding to map CVEs to techniques. SMET does not need CVEs labeled with attack techniques and considers all 185 techniques that were in ATT&CK at the time of the study. It consists of three steps: (1) attack vector extraction through Semantic Role Labeling (SRL), (2) attack vector representation using ATT&CK BERT, and (3) attack technique prediction using Logistic Regression trained on the embeddings produced by ATT&CK BERT.

The attack vector extraction of SMET identifies subject-verb-object structures from the input text using an SRL model from AllenNLP. SMET is trained on attack vectors extracted from technique descriptions and procedure examples from

ATT&CK. An attack vector is extracted if either the words “adversary,” “vulnerability,” or “user” are among the subject words, or the verb is either “allow,” “lead,” or “result.” The authors do not discuss why these words were selected, or to what extent they cover the attack vectors found in CVEs.

The authors develop their own ATT&CK BERT model which is fine-tuned using the SIAMESE network to optimize the similarity between two attack vectors. In this context, two attack vectors are considered similar if they either share the same objective or help to achieve the same technique. The authors find that SMET using their own ATT&CK BERT outperforms instances of SMET that use SecBERT or SBERT.

Aghaei and Al-Shaer [16] also apply SRL to this task. However, in contrast to SMET, which exclusively uses the attack vectors extracted from CVE descriptions, they also consider the surrounding context (the full CVE description) as input to the classification model. Moreover, they incorporate *attack functionality prediction* as an intermediate step towards predicting the attack techniques. This step partially draws on the CMM, as predicted functionalities can be mapped to ATT&CK techniques using the methodology’s predefined associations (method II-A-2). However, functionality mapping represents only one of the five methods outlined in the CMM, and it does not provide comprehensive coverage of all techniques. In contrast, our proposed TRIAGE approach leverages the full range of methods from the CMM, along with labeled examples. Moreover, it is the only automated approach that explicitly models the three mapping types from the CMM (exploitation techniques, primary and secondary impacts), providing additional context to each mapping, and offering more complete insight on how a vulnerability is exploited.

Adam et al. [17] propose an approach that first maps a CVE to a CWE, and then uses both the CMM and linked data (Section II-B) to map from CWE to attack techniques. Their approach, which is based on Aghaei et al. [18], performs feature extraction on CVE descriptions experimenting with both word embeddings and TF-IDF. Using the extracted features, they train a set of neural networks to predict CWEs from CVEs. In addition to approach described above, the authors experiment with associating CVEs to techniques directly using a similarity search approach with Doc2Vec [19], however this alternative approach performs significantly worse.

LLMs: As part of evaluating SMET, Abdeen et al. [14] study whether “one of the most popular chatbots” can map CVEs to techniques. They provide this chatbot (left unnamed in the paper) with a CVE description and ask to map it to ATT&CK techniques. They also apply the chatbot as the extraction component in SMET. In both cases, SMET consistently outperforms the LLM. The authors experimented with three different prompts, all of them relatively short, limited to the CVE description, and two sentences for instructions.

Liu et al. [20] investigate the use of LLMs for two tasks: (1) mapping from CVE to CWE, and (2) mapping from CVE to ATT&CK. The authors experiment with *weak* prompts, which

⁵ <https://textattack.readthedocs.io/en/master>

are straightforward questions related to the task, and *strong* prompts, which use a chain-of-thought process where they first ask five options for possible answers, and then ask for the final answer based on these. The authors consider the performance of the LLM in all experiments to be unsatisfactory, which they attribute to poor quality of the data, as well as the LLM lacking a conceptual understanding of ATT&CK.

Zhang et al. [15] experiment with different fine-tuning approaches to make LLMs more domain-specific. Their approach, VTT-LLM, shows a clear improvement compared to Liu et al. [20]. The first stage of their two-stage approach uses data from BRON to prompt a generative LLM aiming to capture the links from CVE via CWE and CAPEC to ATT&CK techniques and tactics and turn a CVE description into a technical attack description. Their best approach uses a template chain, explicitly capturing these links by asking the LLM to “think step by step” over each data point. In the second stage, they use embeddings to associatively match the generated attack description with technique descriptions derived from the ATT&CK knowledge base.

Finally, Rafiey and Namadchian [21] explore an idea related to the present paper, describing how they prompt ChatGPT based on the CMM and few-shot examples. However, their contributions are difficult to evaluate, as their prompts only define overall mapping goals as the context and include a CVE description in the user prompt, omitting details for the five methods of the CMM, as well as the few-shot examples of labeled CVEs. The authors mention consolidating the primary and secondary impacts due to the difficulty of establishing the relationship and ordering between them.

Comparative Analysis and Reproduction Studies: Jaouhari et al. re-implement and compare five related studies [22]. In addition, the authors add hyperparameter tuning and data augmentation to each approach. They provide an overview of the differences in results but do not compare in more detail. As such, two challenges remain: First, the evaluations often employ different metrics that cannot be directly compared. Second, there is significant variation in the number of attack techniques covered by the different datasets, varying from 17 to 52 in the considered literature. Training and testing the approaches from each study on standard datasets using the same metrics would be interesting for a more detailed comparison. Finally, although the authors report strong results for their data augmentation, closer analysis of their procedure shows that training samples can leak into their test set because the data are augmented *before* splitting out the test set.

III. THE HYBRID TRIAGE APPROACH

Our goal is to take a CVE as input and automatically map it to relevant attack techniques defined in ATT&CK. We propose a hybrid approach with multiple separate LLM invocations to capture the various aspects of each CVE. Finally, we combine the output of individual runs to obtain a list of technique predictions per mapping type. TRIAGE is illustrated in Figure 2 and consists of two main components, the *Methodology Mappers*, which implement rule-based mapping and

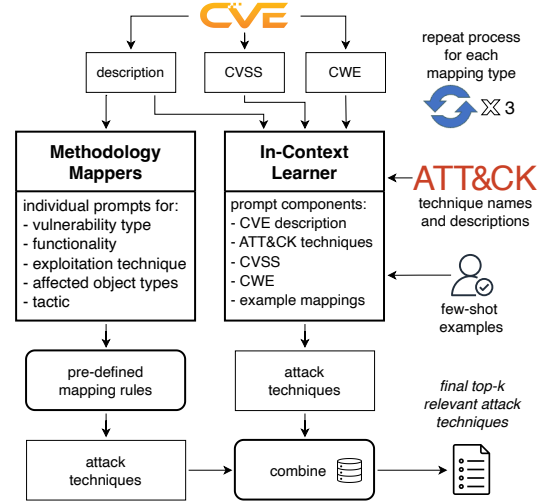


Fig. 2. Overview of the TRIAGE approach. The figure illustrates how a ranked list of attack techniques is predicted from a given vulnerability.

prompting following the CMM, and the *In-Context Learner*, which implements many-shot in-context learning based on already labeled CVEs.

A. Methodology Mappers

As input, the model takes a CVE with its corresponding description. Using a template-based approach, we create prompts for each of the five methods of the CMM, and run these separately through the LLM. The prompt templates used for each method are detailed in Appendices A to E.

Vulnerability type: Vulnerability types are closely related to CWEs. Thus, we can match vulnerability types with corresponding CWE types, and use the CWE description as a description of the vulnerability type. Based on this list of descriptions, we ask the LLM to identify which vulnerability type matches the CVE description the best. Although occasionally multiple CWEs can be present in a CVE record, the common practice is to map a CVE to a single CWE. For this reason, we instruct the LLM to provide only one vulnerability type. Predicted vulnerability types are then mapped to attack techniques using the CMM table for this method (II-A-1).

Functionality: Our prompt first explains what a functionality is, and lists possible functionality types in the CMM. Descriptions of functionality types are not included in the CMM, but we reuse the descriptions provided by Aghaei and Al-Shaer [16]. We allow the LLM to predict multiple functionalities, which are then mapped to attack techniques using the CMM table for this method (II-A-2).

Exploitation Technique: The CMM defines eight top-level questions for this method, which in two cases are followed by a multiple-choice sub-question. First, we provide the LLM with the top-level questions as “Yes/No” questions. When relevant, we provide it with the sub-questions and answers to choose from. The model can answer “Yes” to multiple

top-level questions. Aggregated answers are mapped to attack techniques using the CMM rules for this method (II-A-3).

Affected Object: The prompt includes a description of affected objects along with possible categories. Descriptions of individual object types are not provided in the CMM, so we manually created a list of descriptions for the various object types in this method. We allow the model to predict multiple affected objects which are then mapped to attack techniques using the CMM table for this method (II-A-4).

Tactic: The prompt contains a general definition of a tactic according to the ATT&CK knowledge base, and provides brief descriptions of each possible type. We allow the model to predict multiple tactics which are mapped to attack techniques following the CMM table for this method (II-A-5).

B. In-Context Learner

The *In-Context Learner* creates attack mappings based on relevant features and in-context examples without any direct reference to the CMM. The prompt was developed iteratively, adding relevant features and refining these based on the response. The prompt template is detailed in Appendix F. It begins with categorizing an attack in three steps: Exploitation technique, Primary Impact and Secondary Impact. Next, we provide all enterprise attack techniques as classes to choose from. For each technique, we include the attack names and the full descriptions from ATT&CK. Then, for each target CVE, we include CVSS scores and CWE types in addition to the CVE description. Next, we include in-context examples from our training set. Each in-context example includes CVE ID, CVE description, attack technique ID, attack name, and mapping type. The last part of the prompt summarizes the task and the output format, in which the LLM is instructed to predict a ranked list of the ten most relevant attack techniques for a given mapping type.

C. Combining Results Into Final Predictions

To obtain the final attack technique predictions we combine the results from the *Methodology Mappers* and the *In-Context Learner*. First, from the *Methodology Mappers*, the intermediate predictions of each method are aggregated in a list. Next, for each CVE and mapping type, we combine the list of top ten predictions from the *In-Context Learner* with the aggregated list of *Methodology Mappers* predictions.

The *In-Context Learner* is a purely data-driven approach, while the *Methodology Mappers* mimic a rule-based expert system. By combining these two approaches, we aim to get the *best of both worlds* in our final predictions.

D. Research Questions

- RQ1:** To what extent can systematically applying the CMM automate the mapping from CVE to ATT&CK?
- RQ2:** Is there a performance difference between prompting based on the CMM vs. using in-context learning with ground truth labels based on the methodology?
- RQ3:** How can we combine the two approaches from RQ2, and to what extent does this lead to performance gains?




Fig. 3. Rank-frequency curve of ATT&CK techniques in the dataset combined with a table showing the top-10 techniques.

RQ4: What is the practical relevance of TRIAGE in terms of efficacy and quality of the resulting predictions?

IV. EXPERIMENTAL DESIGN

A. Dataset

This work builds on the KEV (Known Exploited Vulnerabilities) dataset provided by MITRE [5]. The dataset contains 296 CVEs labeled with ATT&CK techniques, comprising 806 mappings. The distribution of individual techniques over these mappings is visualized in Figure 3. As can be observed, the distribution of mapped techniques is highly imbalanced. Moreover, exploration of the dataset revealed that a significant number of mappings refer to techniques not mentioned in the CMM, and several techniques included in the CMM do not occur in the dataset.⁶ Our interpretation is that the annotator must have relied on external knowledge not included in the CMM. The methodology does not prohibit this; however, our *Methodology Mapper* follows the five CMM methods and will predict corresponding techniques. On the other hand, the *In-Context Learner* should be able to handle such cases, so we keep these mappings in the dataset.

Table I shows how frequent each mapping type is across the CVEs in the dataset. The table highlights that exploitation technique and primary impact most commonly have one technique while secondary impacts mostly have none which occurs when a mapping type is missing for a CVE.

From the dataset, we extract CVE IDs, attack IDs, attack names, and mapping types. Moreover, we enrich the data by adding CVE descriptions, CVSS scores, CWE name, and CWE description to each CVE. Similarly, for each attack technique, we add ATT&CK descriptions. The 806 mappings in the data correspond to 296 CVEs. We split the labeled data in train and test splits with an 80/20 split over the CVEs.

⁶ A total of 14 of 306 exploitation technique mappings, 34 of 256 primary impact mappings, and 58 of 244 secondary impact mappings in the dataset refer to techniques that are *not* in the CMM. Conversely, from all techniques in the CMM, the dataset uses 11 of 15 exploitation techniques, 16 of 24 primary impacts, and 14 of 18 secondary impacts.

TABLE I
FREQUENCY OF MAPPING TYPES PER CVE

mapping type	none	one	two	three	> three
exploitation	12	264	19	0	1
primary	57	225	11	3	0
secondary	180	69	21	7	19

B. Evaluation Metrics

In addition to evaluating our final predictions, we also evaluate each method (prompts) of the *Methodology Mappers* along with various configurations of the *In-Context Learner*. Here we describe the metrics used in these evaluations.

Unranked Classification: The *Methodology Mappers* generate *unranked* predictions of how a CVE can be classified into techniques. These are multi-label predictions that cover the three mapping types. We also consider a variation on our *In-Context Learner* that generates a similar unranked multi-label classification. To score these results, we use the standard evaluation metrics for *unranked sets*: precision (P), recall (R), and their harmonic mean F1 [23, Ch. 8.3].

We adapt the metrics to multi-label classification by micro-averaging, which places equal weight on individual instances across all classes. We focus on micro-averaging since our data is imbalanced, and we want to avoid that rare classes have a disproportionate influence on the overall metric value. A challenge with using micro-averaging on the highly imbalanced data with many classes is that a model that always predicts the majority class can achieve good performance. To mitigate this, we also analyze performance over classwise predictions, which are computed by framing the multi-label task as multiple binary classification problems, treating each target technique as positive and all others as negative.

Ranked Results: Both the *In-Context Learner* and the final predictions produce *ranked* lists of techniques for each of the three mapping types. To score these results, we use evaluation metrics that consider not only whether a technique is correct but also its position in the list [23, Ch. 8.4].

Assume that, for one of the three mapping types, a given CVE i is mapped to a (possibly empty) list T^* of associated techniques in the ground truth (the labeled dataset). Let us also assume the model outputs an ordered list \hat{T} of techniques predicted to be associated with the CVE for that mapping type. We can then specify a cut-off threshold k and define Precision@ k , abbreviated to P@ k , as the number of correctly predicted techniques in the top- k divided by k :

$$P@k = \frac{|\{t_i \in \hat{T}_{1:k} \mid t_i \in T^*\}|}{k} \quad (1)$$

where $\hat{T}_{1:k}$ are the top- k techniques from the ones predicted by the model. Similarly, Recall@ k or R@ k is defined as:

$$R@k = \frac{|\{t_i \in \hat{T}_{1:k} \mid t_i \in T^*\}|}{|T^*|} \quad (2)$$

For Average Precision, or AP, we compute Precision@ i for all possible values of i :

$$AP = \frac{1}{n} \sum_{i=1}^o P@i \cdot \mathbb{1}(\hat{t}_i \in T^*) \quad (3)$$

where $n = |T^*|$, $o = |\hat{T}|$ and $\mathbb{1}$ denotes the indicator function.

Finally, we compute the Mean Average Precision (or MAP) as the mean of all individual AP scores across all labeled examples in the ground truth dataset, denoted as Q :

$$MAP = \frac{1}{Q} \sum_{q=1}^Q AP_q \quad (4)$$

The MAP score measures both whether or not a prediction is correct but in addition also considers quality of the ranking.

C. Technical Details

We describe here some implementation choices that were not discussed when describing the overall approach in Section III.

Lifting Sub-Techniques: In the *In-Context Learner*, we lift all sub-techniques to their top-level parent technique to reduce the number of classes that the model must handle and shorten the list of examples in the prompt.

Combining Lists of Ranked Predictions: We use the following strategy for aggregating predictions from the *Methodology Mappers* and *In-Context Learner*: (1) we want to avoid overwriting high-ranked predictions from the *In-Context Learner* with lower-ranked predictions from the *Methodology Mappers*; (2) we want to keep “None” as prediction from the *In-Context Learner* when it appears. Thus, we merge *Methodology Mapper*-generated predictions into *In-Context Learner* ones in descending order, starting from the last position. We overwrite any lower-ranked *In-Context Learner* prediction with novel predictions from the *Methodology Mappers*, except when there is a “None” value at the corresponding position. This way, we get the best from the *In-Context Learner*, augmented by novel additions from the *Methodology Mappers*.

D. Ablation Study

To investigate how different components of the *In-Context-Learner* prompt influence the performance, we run a set of ablations over 100 randomly selected CVEs, and focus on the following four features: (1) *Attack descriptions* provide extra context to the options the model should select from; (2) *CVSS metrics* include information on how the vulnerability may be exploited and what aspects of the system are affected; (3) *CWE types* are closely related to vulnerability types and may indicate attack techniques, cf. the CMM (II-A-1); (4) *In-context examples* enable in-context learning from existing mappings. However, they are generally expensive to create and increase the context window.

TABLE II
UNRANKED CLASSIFICATION WITH GPT-4O-MINI. THE UPPER PART SHOWS INDIVIDUAL METHODOLOGY MAPPERS (MM), THE MIDDLE PART SHOWS THEIR UNION, AND THE LOWER PART SHOWS THE IN-CONTEXT LEARNER. SCORES ARE MICRO-AVERAGED.

mapping type	mapping method	train			test		
		F1	P	R	F1	P	R
exploitation	vulnerability type	0.07	0.16	0.04	0.07	0.16	0.05
	exploitation technique	0.36	0.38	0.34	0.40	0.43	0.38
	affected object types	0.28	0.20	0.45	0.24	0.17	0.43
	tactic	0.14	0.14	0.14	0.20	0.20	0.20
primary	vulnerability type	0.27	0.35	0.22	0.24	0.28	0.20
	functionality	0.02	0.01	0.10	0.01	0.01	0.06
secondary	vulnerability type	0.06	0.19	0.04	0.00	0.00	0.00
	functionality	0.01	0.01	0.04	0.01	0.00	0.03
exploitation	MM combined	0.30	0.19	0.68	0.31	0.20	0.72
primary	MM combined	0.07	0.04	0.37	0.07	0.04	0.35
secondary	MM combined	0.04	0.02	0.12	0.01	0.01	0.07
exploitation	In-Context Learner	0.47	0.40	0.58	0.44	0.35	0.57
primary	In-Context Learner	0.44	0.39	0.50	0.40	0.33	0.52
secondary	In-Context Learner	0.08	0.06	0.16	0.08	0.05	0.28

E. Enabling a Comparison between TRIAGE and SMET

We chose to compare our results to SMET [14], which also produces a ranked list of techniques. This requires a few additional steps. First, we need to collect SMET results for the same dataset as we use. To collect the results, we can reuse the models previously trained by SMET’s authors, as these depend on ATT&CK, not on the evaluation dataset.

The next step comes from the fact that SMET does not distinguish between the three mapping types from the CMM. To compare TRIAGE, which does distinguish these mapping types, we perform post-processing of our results to merge the three mapping types into a single category. Since these are ranked lists, the merging is done as follows: The top-ranked technique is “popped” from the list of exploitation techniques and added to the results; then we do the same for the top of the primary impact list, and then the top of the secondary impact list. We repeat this process until all the lists are empty.

V. RESULTS AND DISCUSSION

A. Assessing the Individual Components of TRIAGE

We first explore how well individual mapping methods compare, considering all *Methodology Mappers*, and the *In-Context Learner* (ignoring the ranking for now). The upper part of Table II shows the results for individual *Methodology Mappers* (observe that not all are relevant for each mapping type); the middle part shows them combined, taking the union of all answers per mapping type; and the lower part shows the *In-Context Learner*. Focusing on the F1 scores, we see that the *In-Context Learner* consistently outperforms the other methods. The *vulnerability type* method is far better at predicting primary impact than exploitation technique or secondary impact. As expected, the *exploitation technique* method is the best among *Methodology Mappers* for predicting exploitation techniques. The *functionality* method performs poorly for

both primary and secondary impacts on both data splits. (and does not predict exploitation techniques cf. the CMM). The combination of all *Methodology Mappers* performs well in recall, but poorly in precision. This is in part due to the noise introduced by the poorly performing methods (precision increases when they are removed). An underlying cause here is that a considerable number of techniques mentioned in the CMM are not used in the dataset, so every prediction of these creates a false positive (see also Section IV-A).

B. Comparing Two Different LLMs for Powering TRIAGE

Moving towards our hybrid approach, we change from unranked to ranked predictions. As a baseline, we will first assess the performance of the *In-Context Learner* by itself. Next, we will assess the performance of our hybrid combination of the *Methodology Mappers* with the *In-Context Learner*. Considering the poor performance of various *Methodology Mappers* in the previous section, only the following are included in our hybrid: (1) vulnerability type, (2) exploitation technique, (3) affected object. We will also use this opportunity to compare the performance of two LLMs, the proprietary *GPT-4o-mini* and the open-weight *Llama3.3-70B*.

The upper part of Table III shows the performance of both LLMs using the *In-Context Learner* alone. Considering the MAP scores, *GPT-4o-mini* consistently outperforms *Llama3.3-70B* across all mapping types and data splits. Looking at recall, *GPT-4o-mini* always performs better than *Llama3.3-70B*, except Recall@5 for exploitation technique and Recall@10 for primary impact, where they score equally.

The lower part of Table III shows the performance of TRIAGE. Taking into account the MAP scores, *GPT-4o-mini* again outperforms *Llama3.3-70B* in all mapping types and data splits. We see that the performance related to Recall@10 is almost the same between the two, indicating that the hybrid approach evens out the initial differences related to exploitation technique. This suggests that *Methodology Mappers* extract relevant exploitation techniques that are not identified by the *In-Context Learner*. For primary or secondary impact, we do not see a similar effect. Moreover, for secondary impact, we see a large difference when comparing Recall@10 with Recall@5 in Table III, which means that many of the extracted techniques are not among the top 5 ranked predictions. This is also reflected in the low MAP scores for secondary impact, indicating that the model is poor at ranking the correct techniques. We also note that Recall@10 increases significantly for secondary impact when comparing the training and test sets for both models. This could be related to the fact that the test set has far fewer unique attack techniques (18) compared to the training set (71), when considering the secondary impacts. Rare techniques are typically more difficult to predict, which we will examine in more detail in the next section. At a high level, the results from Table III indicate that exploitation techniques are the easiest types to predict for the model, followed by primary impacts and finally secondary impacts.

TABLE III
GPT-4O-MINI VS. LLAMA3.3-70B ON THE IN-CONTEXT LEARNER (ICL, UPPER PART) AND THE COMPLETE TRIAGE APPROACH (LOWER PART).

mapping type	mapping method	train			test		
		MAP	R@10	R@5	MAP	R@10	R@5
exploitation	ICL (GPT-4o-mini)	0.63	0.80	0.76	0.65	0.76	0.73
	ICL (Llama3.3-70B)	0.52	0.75	0.68	0.55	0.78	0.73
primary	ICL (GPT-4o-mini)	0.49	0.69	0.59	0.50	0.77	0.52
	ICL (Llama3.3-70B)	0.39	0.69	0.48	0.41	0.56	0.45
secondary	ICL (GPT-4o-mini)	0.15	0.60	0.15	0.18	0.80	0.20
	ICL (Llama3.3-70B)	0.12	0.50	0.12	0.15	0.74	0.15
exploitation	TRIASGE (GPT-4o-mini)	0.63	0.85	0.76	0.65	0.82	0.73
	TRIASGE (Llama3.3-70B)	0.53	0.84	0.68	0.55	0.82	0.73
primary	TRIASGE (GPT-4o-mini)	0.49	0.69	0.60	0.50	0.77	0.52
	TRIASGE (Llama3.3-70B)	0.39	0.71	0.48	0.41	0.56	0.45
secondary	TRIASGE (GPT-4o-mini)	0.15	0.60	0.15	0.18	0.80	0.20
	TRIASGE (Llama3.3-70B)	0.13	0.50	0.12	0.15	0.73	0.15

C. Ablation Study and Analysis of Classwise Predictions

In addition to Section V-A, which assesses the contributions of TRIAGE components, we conduct an ablation study on the *In-Context Learner*, gradually removing features from the prompt. As shown in Table IV, the CVSS and CWE features have a limited impact on the various mapping types. For primary impact, including CVSS even reduces recall. Omitting attack descriptions (A) decreases all three metrics for primary and secondary impact. For exploitation technique, omitting attack descriptions increases the MAP by one percentage point, while Recall@5 and Recall@10 decrease. A clear pattern is that exploitation techniques mapping benefits from more in-context examples. Reducing from 235 to 30 examples reduces performance by 7 to 10 percentage points across the metrics. An even larger performance drop is seen when removing all examples. The secondary impact is less influenced by removing features, which is likely due to the generally lower performance for this mapping type.

The heatmap in Figure 4 zooms in on the classwise performance for predicting individual ATT&CK techniques. Note that the figure only includes techniques that have at least one correct prediction among any of the mapping types. The chart shows large variations in how well individual techniques are predicted across the mapping types and data splits, ranging from perfect scores to no correct predictions.

D. Performance comparison of SMET and TRIAGE

When comparing our approach with SMET, we consider CVE descriptions mapped to techniques, without mapping types. Moreover, we have seen in our earlier results that secondary impact techniques are more difficult to predict than primary impact and exploitation technique. Therefore, we explore two scenarios which, respectively, include and exclude those secondary impacts from the ground truth and results.

In Table V, we compare SMET with TRIAGE for the two scenarios. We see that our hybrid approach outperforms SMET across all metrics for both configurations. We also see

TABLE IV
IN-CONTEXT LEARNER RUNNING ABLATIONS WITH 100 CVEs (A IN FEATURES ARE THE ATTACK TECHNIQUE DESCRIPTIONS; #DEMO ARE THE NUMBER OF DEMONSTRATIONS INCLUDED).

mapping type	features	#demo	MAP	R@10	R@5
exploitation	A+CVSS+CWE	235	0.55	0.76	0.71
	A+CVSS	235	0.57	0.76	0.71
	A	235	0.58	0.76	0.74
		235	0.59	0.75	0.67
		30	0.52	0.65	0.58
primary		0	0.27	0.42	0.34
	A+CVSS+CWE	235	0.42	0.64	0.46
	A+CVSS	235	0.42	0.63	0.49
	A	235	0.42	0.69	0.50
		235	0.42	0.64	0.46
secondary		30	0.43	0.63	0.48
		0	0.19	0.42	0.22
	A+CVSS+CWE	235	0.13	0.61	0.14
	A+CVSS	235	0.11	0.61	0.13
	A	235	0.12	0.59	0.15
		235	0.11	0.55	0.12
		30	0.11	0.56	0.09
		0	0.07	0.48	0.01

TABLE V
PERFORMANCE COMPARISON OF SMET AND TRIAGE (TRIASGE* INDICATES ADAPTED FOR UNCATEGORIZED PREDICTIONS)

mapping method	secondary impacts	train			test		
		MAP	R@10	R@5	MAP	R@10	R@5
SMET	included	0.08	0.16	0.07	0.20	0.38	0.24
TRIASGE*	included	0.52	0.62	0.52	0.57	0.70	0.62
SMET	excluded	0.20	0.43	0.26	0.21	0.43	0.28
TRIASGE*	excluded	0.59	0.77	0.69	0.60	0.72	0.70

in Table V, that performance for both approaches improves when secondary impacts are excluded.

E. Qualitative Analysis

For our qualitative analysis, we randomly selected eight CVEs, and found that the predicted mappings were correct for five CVEs, while the remaining three had one or more mispredictions. In addition, we observed that the ground truth for five CVEs had empty values for the secondary impact, and two CVEs had empty values for both the primary and the secondary impact. Due to space limitations, we present four of eight analyzed CVEs in this paper, which were selected as follows: First, we include the three CVEs with mispredictions to investigate how our approach missed the target. Analysis of these CVEs is presented in Table VI, VII, and VIII. Then, to explore the empty values in the ground truth in more detail, we include one CVE with empty values for both primary and secondary impact (Table IX).

Each analysis follows the same pattern: We start by analyzing the differences between the ground truth and the predictions of TRIAGE. Next, we consider to what extent the ground truth labels follow common patterns in the data. In the end, we manually re-evaluate the CVE description using



Fig. 4. Classwise performance of TRIAGE on each of the three mapping types. The green cells indicate R@10, the blue ones frequency.

CMM to better understand potential differences between our predictions and the ground truth.

Looking at Tables VI and VII, we see that the first one has no secondary impact, even when the description directly mentions a vulnerability type with a secondary impact. The second one has as much as twelve secondary impacts, but these are hard to trace back to the CMM, and are sparse in the training data. In Table VIII, we see a case where the ground truth has a primary impact that cannot be derived through the CMM. Also noteworthy is Table IX, where TRIAGE correctly identifies *plausible* primary and secondary impacts (following CMM rules) that are missing from the ground truth.

F. Addressing our Research Questions

RQ1: To what extent can systematically applying the CMM automate the mapping from CVE to ATT&CK?

To address the first research question, we assess the *Methodology Mappers* in our approach, individually prompting each

TABLE VI
ANALYSIS OF RESULTS FOR: CVE-2018-4939

Description: Adobe ColdFusion Update 5 and earlier versions, ColdFusion 11 Update 13 and earlier versions have an exploitable Deserialization of Untrusted Data vulnerability. Successful exploitation could lead to arbitrary code execution.

Exploitation Technique: T1203: Exploitation for Client Execution

Primary Impact: T1190: Exploit Public-Facing Application, T1133: External Remote Services

Analysis: The primary impact T1133 is not found by our approach. This may be caused by the fact that T1133 most commonly appears as exploitation technique in the ground truth, and this CVE is the only case with T1133 as primary impact. Our approach includes T1190 as exploitation technique instead of primary impact. T1190 is most commonly used as exploitation technique in the ground truth, but three times it occurs as primary impact. *Deserialization of Untrusted Data* is mentioned in the CVE description, and is a vulnerability type in the CMM that points to T1059 as primary impact, which is not among the ground truth labels.

TABLE VII
ANALYSIS OF RESULTS FOR: CVE-2021-40539

Description: Zoho ManageEngine ADSelfService Plus version 6113 and prior is vulnerable to REST API authentication bypass with resultant remote code execution.

Exploitation Technique: T1190: Exploit Public-Facing Application

Primary Impact: T1505: Server Software Component

Secondary Impact: T1573: Encrypted Channel, T1560: Archive Collected Data, T1087: Account Discovery, T1070: Indicator Removal, T1047: Windows Management Instrumentation, T1003: OS Credential Dumping, T1136: Create Account, T1218: System Binary Proxy Execution, T1003: OS Credential Dumping, T1140: Deobfuscate/Decode Files or Information, T1027: Obfuscated Files or Information, T1505: Server Software Component

Analysis: Our approach correctly predicts the exploitation technique T1190. It misses T1505 in the primary impact, but includes it in the secondary impact. Interestingly, the ground truth for this CVE includes as many as 12 secondary impact techniques, indicating that there are several different paths open to the attacker. Among these 12, only T1505 is included in our predictions. Some of the secondary impacts are quite rare in the training data, but all of them occur at least twice, which means there is always at least one in-context example with the same technique available. Earlier, we saw that secondary impact predictions already have the lowest performance; a single or just a few in-context examples may not be enough to predict this mapping type. Finally, when manually mapping the CVE description using CMM, we cannot find answers for the primary and secondary impacts.

method of the CMM. Although there are large variations in performance across mapping types and mapping methods, the results in Table II suggest that using individual components in *Methodology Mappers* is not sufficient to reach good performance. The combination of all methods yields better results, but still falls short in performance. As mentioned when discussing the dataset (Section IV-A), several mappings are related to techniques not present in the methodology, and this is most prevalent for primary and secondary impacts.

RQ2: Is there a performance difference between prompting based on the CMM vs. using in-context learning with ground truth labels based on the methodology?

The answer here is a resounding yes. Table II shows that the *In-Context Learner* results in higher F1 performance than any of the *Methodology Mappers* individually or all combined. Furthermore, the *In-Context Learner* can provide additional predictions through a ranked approach providing a list of most

TABLE VIII
ANALYSIS OF RESULTS FOR: CVE-2022-34713

Description: Microsoft Windows Support Diagnostic Tool (MSDT) Remote Code Execution Vulnerability
Exploitation Technique: T1566: Phishing
Primary Impact: T1204: User Execution
Secondary Impact: T1059: Command and Scripting Interpreter
Analysis: Our approach does not predict T1566: Phishing as exploitation technique. The first and the second ranked exploitation technique are instead T1204: User Execution and T1190: Exploit Public-Facing Application. T1566 appears seven times as exploitation technique in the training data so there are at least some in-context examples available. Using the CMM, <i>Operating System</i> among <i>affected object types</i> with T1574: Hijack Execution Flow seems relevant, the attack technique is also included among the predictions. Moving on to the primary impact, T1204 is not included among the primary impact predictions where T1059 is ranked at top. T1204 is used as primary impact two times meaning there is a single in-context example available. Using the CMM, we are not able to map the CVE description to a primary impact. Regarding the secondary impact, our approach predicts the correct technique T1059 as the fifth ranked technique.

TABLE IX
ANALYSIS OF RESULTS FOR: CVE-2021-21975

Description: Server Side Request Forgery in vRealize Operations Manager API (CVE-2021-21975) prior to 8.4 may allow a malicious actor with network access to the vRealize Operations Manager API can perform a Server Side Request Forgery attack to steal administrative credentials.
Exploitation Technique: T1190: Exploit Public-Facing Application
Analysis: Our approach correctly identifies T1190 as an exploitation technique. The ground truth has no primary and secondary impacts, which is surprising considering that the term <i>Server Side Request Forgery</i> in the description is a vulnerability type in the CMM pointing to T1133: External Remote Services as exploitation technique, T1090: Proxy as primary impact, and both T1135: Network Share Discovery and T1005: Data from Local System as secondary impacts. Other potential relevant attack techniques predicted by the In-Context Learner include primary impacts T1555: Credentials from Password Stores, T1078: Valid Accounts, and T1068: Exploitation for Privilege Escalation, and secondary impacts T1555, T1078, and T1552: Unsecured Credentials.

likely answers. We consider the *In-Context Learner* the most impactful component of our approach, given the demonstrated improvement in performance, and the fact that a considerable number of annotations do not strictly follow the CMM.

RQ3: *How can we combine the two approaches from RQ2, and to what extent does this lead to performance gains?*

We experimented with two architectures for our hybrid approach: (1) The first includes the output from *Methodology Mappers* in the prompt of the *In-Context Learner* with in-context examples. (2) The second uses the two-pronged approach from Figure 2, invoking the *In-Context Learner* for each mapping type. The first approach “confused” the LLM in the sense that the answer of the *Methodology Mappers* took precedence, and no other techniques were added based on the in-context examples. The second approach shows a performance increase for the exploitation technique but not for the primary or the secondary impact (Table III).

RQ4: *What is the practical relevance of TRIAGE in terms of efficacy and quality of the resulting predictions?*

There are three aspects to answering this question. First,

we compare our work with SMET, the current state-of-the-art in automated mapping. There is a clear improvement in predictive performance for TRIAGE compared to SMET (Table V). Moreover, our approach provides additional cybersecurity context, by classifying into CMM mapping types.

Next, our qualitative analysis found that TRIAGE included the correct mappings for five of eight CVEs. We observed that even if the CVE directly mentions a *Vulnerability Type* present in the CMM, the annotator may have selected other attack techniques. In this case (CVE-2021-21975, Table IX), TRIAGE predicted *plausible* impacts following the CMM, but these were missing from the ground truth. Our qualitative analysis supports our quantitative analysis that predicting secondary impacts is a difficult task for the LLMs. The lack of data to learn from is a considerable factor here.

The last aspect to consider is what it costs to use TRIAGE to analyze a CVE and predict mappings for all three mapping types, and how long it takes? The combined number of tokens to map a CVE using TRIAGE is in the order of 400k input tokens, divided in three prompts for the *Methodology Mappers* and three for the *In-Context Learner*. Sequentially, the total process takes on average 50 seconds for GPT-4o-mini (OpenAI API) and 2m50s for Llama3.3-70B (Lambda AI API) and produces 2k output tokens.⁷ Thus, the overall TRIAGE mapping costs per CVE currently correspond to US\$0.07 for GPT-4o-mini and US\$0.05 for Llama3.3-70B.

Comparing again with SMET, run-times or costs are unfortunately not reported by its authors, and since we do not train its models, we cannot compute these costs ourselves. However, when we run inference with SMET on an AMD EPYC 7413 CPU with 2.85 GHz, the processing time averages around 0.6 seconds per CVE. So, purely looking at run times, SMET outperforms TRIAGE, although as we have seen, it does so at a lower predictive performance.

Based on these findings, we argue that TRIAGE has practical relevance, where the *Methodology Mappers* select specific techniques when there is a clear path in the methodology, and the *In-Context Learner* provides the flexibility needed to fill in the gaps in the methodology. Moreover, using TRIAGE to support analysts makes the process of mapping CVEs to ATT&CK more efficient, at low cost and runtime overhead.

G. Threats to Validity

Internal validity: *Data leakage* is a threat and comes in two forms: (1) The LLMs may have seen the mapping of the CVEs. The dataset’s release after the cut-off dates for the LLMs⁸ mostly mitigates this, but mapped examples might have been online before. (2) Many CVE descriptions literally include the vulnerability type, e.g., “SQL Injection”, which can lead the *In-Context Learner* to matching examples. We do not consider this a threat in TRIAGE since the *Methodology Mappers* follow CMM rules that do the exact same thing.

⁷ Parallelization speedups depend on user rate limits; we get around 50%.

⁸ Dataset: 2025-03-12; Cut-off dates are resp. Oct 2023 for GPT-4o-mini, released 2024-07-18, and Dec 2023 for Llama3.3-70B, released 2024-12-06.

External validity: One threat is *generalizability beyond our ground truth*. Performance may differ on non-KEV CVEs, and in other domains. The lack of more labeled data makes it difficult to mitigate this threat. There is also the threat of *provider and model dependency*. We evaluate two LLMs, the proprietary model performed best, but new capable models emerge frequently, reducing this dependency.

Construct validity: Section IV-A discussed the threat of *ground-truth mapping mismatch*. We mitigate by (i) using both ranked and unranked metrics, (ii) analyzing coverage per technique group, and (iii) qualitatively inspecting disagreements to separate genuine errors from plausible alternatives.

Conclusion validity: ATT&CK evolves, and deprecated or merged techniques can yield *ambiguity in labeling*. Expert mapping at sub-technique levels is also more subjective. To mitigate, we lift sub-techniques to their top-level technique.

H. Ethical considerations

We acknowledge that TRIAGE has a measurable *dual-use risk*, considering that adversaries could use the predictions to prioritize exploitation paths or craft more effective payloads. Such dual-use risks are common for security-related tooling, e.g., a malware detector can be misused to assess sufficient obfuscation of malicious code. In the case of TRIAGE, the risk is offset by substantial defensive benefits: by predicting the most likely ATT&CK techniques for a vulnerability, it helps defenders prioritize patches, focus threat-hunting efforts, and map mitigations to realistic attack paths. As such, we believe that the benefits of providing defenders with capable tooling far outweigh the risks of misuse by attackers.

VI. CONCLUDING REMARKS

This paper presented a variety of ways LLMs can be prompted to map CVEs to ATT&CK techniques. We conclude that a hybrid combination of prompting with expert rules derived from the CMM and in-context learning yields the best performance, with in-context learning contributing most to the overall results. Our proposed approach, TRIAGE, can automatically map a vulnerability to a list of potential ATT&CK techniques, ranked by their likelihood, and it outperforms the current state-of-the-art in automated, ranked, mapping of CVEs.

Our ablation studies show that the number of in-context examples plays an important role in the performance. Moreover, our qualitative analysis reveals that, even when a CVE description explicitly mentions a vulnerability type associated with known attack techniques, the annotators may assign different techniques – or none at all. However, TRIAGE was still able to predict *plausible* primary and secondary impacts (cf. the CMM), showing the benefit of the hybrid approach.

We do see that the approach underperforms in predicting secondary impacts, which we believe is in part due to not having enough labeled training samples of this type, but more importantly, because the CVE descriptions lack details that allow reasoning this deep into the CMM intrusion kill chain. This highlights the complexity of the mapping task and the limitations of relying solely on surface-level cues.

Future Work: For future work, we see a clear need for further standardization of datasets and annotation guidelines. In addition, we are interested in comparing our work to VTT-LLM [15]. A direct comparison is not possible, but one way to proceed is to make our approach uncategorized (like in Section IV-E) and evaluate it unranked. In addition, the datasets used by both approaches would need to be aligned. Finally, we would like to explore the use of reasoning models in TRIAGE, examine to what extent LLMs can help analyze threat reports, and investigate using knowledge graphs to structure and integrate existing knowledge into this process.

DATA AVAILABILITY

To support open science and allow for replication and verification of our work, a replication package with prompts, scripts, and results is made available via Zenodo [6].

ACKNOWLEDGEMENTS

This work is supported by the Research Council of Norway through the secureIT project (#288787). The empirical evaluation made use of the Experimental Infrastructure for Exploration of Exascale Computing (eX3), financially supported by the Research Council of Norway under contract #270053.

REFERENCES

- [1] L. Sadlek, P. Čeleda, and D. Tovarňák. “Identification of Attack Paths Using Kill Chain and Attack Graphs.” In: *NOMS 2022-2022 IEEE/IFIP Network Operations & Management Symp.* 2022, pp. 1–6. DOI: 10.1109/NOMS54207.2022.9789803.
- [2] B. E. Strom, A. Applebaum, D. P. Miller, K. C. Nickels, A. G. Pennington, and C. B. Thomas. *MITRE ATT&CK: Design and Philosophy*. MP180360R1. MITRE, 2020, pp. 1–46.
- [3] MITRE. *CVE Mapping Methodology*. URL: <https://web.archive.org/web/20250804111103/https://center-for-threat-informed-defense.github.io/mappings-explorer/about/methodology/cve-methodology/>.
- [4] Q. Dong et al. “A Survey on In-context Learning.” In: *Conf. Emp. Methods in Nat. Lang. Proc. ACL*, 2024, pp. 1107–1128. DOI: 10.18653/v1/2024.emnlp-main.64.
- [5] MITRE. *Known Exploited Vulnerabilities Mapped to ATT&CK Techniques*. Version 03.12.2025. 2025. DOI: 10.5281/zenodo.16747173.
- [6] A. M. Høst, P. Lison, and L. Moonen. *Replication Package for “A Systematic Approach to Predict the Impact of Cybersecurity Vulnerabilities Using LLMs”*. Zenodo. 2025. DOI: 10.5281/zenodo.17341503.
- [7] E. M. Hutchins, M. J. Cloppert, and R. M. Amin. “Intelligence-Driven Computer Network Defense Informed by Analysis of Adversary Campaigns and Intrusion Kill Chains.” In: *Int’l Conf. I-Warfare & Security*. 2011.
- [8] E. Hemberg, J. Kelly, M. Shlapentokh-Rothman, B. Reinstadler, K. Xu, N. Rutar, and U.-M. O’Reilly. *Linking Threat Tactics, Techniques, and Patterns with Defensive Weaknesses, Vulnerabilities and Affected Platform Configurations for Cyber Hunting*. 2021. arXiv: 2010.00533.
- [9] E. Hemberg, M. J. Turner, N. Rutar, and U.-M. O’Reilly. “Enhancements to Threat, Vulnerability, and Mitigation Knowledge for Cyber Analytics, Hunting, and Simulations.” In: *Digital Threats 5.1* (2024), 8:1–8:33. DOI: 10.1145/3615668.
- [10] S. Simonetto and P. Bosch. “Comprehensive Threat Analysis and Systematic Mapping of CVEs to MITRE Framework.” In: *1st Int’l Conf. Nat. Lang. Proc. & AI for Cyber Security*. 2024, pp. 32–41.
- [11] Benjamin Ampel, Sagar Samtani, Steven Ullman, and Hsinchun Chen. “Linking Common Vulnerabilities and Exposures to the MITRE ATT&CK Framework: A Self-Distillation Approach.” In: *ACM SIGKDD Conf. Knowledge Discovery & Data Mining*. ACM, 2021, pp. 4153–4154. DOI: 10.1145/3447548.3469450.

- [12] I. Branesco, O. Grigorescu, and M. Dascalu. "Automated Mapping of Common Vulnerabilities and Exposures to MITRE ATT&CK Tactics." In: *Information* 15.4 (2024), p. 214. DOI: 10.3390/info15040214.
- [13] O. Grigorescu, A. Nica, M. Dascalu, and R. Rughinis. "CVE2ATT&CK: BERT-Based Mapping of CVEs to MITRE ATT&CK Techniques." In: *Algorithms* 15.9 (2022), p. 314. DOI: 10.3390/a15090314.
- [14] B. Abdeen, E. Al-Shaer, A. Singhal, L. Khan, and K. Hamlen. "SMET: Semantic Mapping of CVE to ATT&CK and Its Application to Cybersecurity." In: *Data & Applic. Security & Privacy XXXVII*. Springer, 2023, pp. 243–260. DOI: 10.1007/978-3-031-37586-6_15.
- [15] C. Zhang, L. Wang, D. Fan, J. Zhu, T. Zhou, L. Zeng, and Z. Li. "VTT-LLM: Advancing Vulnerability-to-Tactic-and-Technique Mapping through Fine-Tuning of Large Language Model." In: *Mathematics* 12.9 (2024), p. 1286. DOI: 10.3390/math12091286.
- [16] E. Aghaei and E. Al-Shaer. *CVE-driven Attack Technique Prediction with Semantic Information Extraction and a Domain-specific Language Model*. 2023. arXiv: 2309.02785.
- [17] C. Adam, M. F. Bulut, D. Sow, S. Ocepek, C. Bedell, and L. Ngweta. *Attack Techniques and Threat Identification for Vulnerabilities*. 2022. DOI: 10.48550/arXiv.2206.11171. arXiv: 2206.11171.
- [18] E. Aghaei, W. Shadii, and E. Al-Shaer. "ThreatZoom: Hierarchical Neural Network for CVEs to CWEs Classification." In: *Security & Privacy in Communication Networks*. Ed. by N. Park, K. Sun, S. Foresti, K. Butler, and N. Saxena. Springer International Publishing, 2020, pp. 23–41. DOI: 10.1007/978-3-030-63086-7_2.
- [19] Q. V. Le and T. Mikolov. *Distributed Representations of Sentences and Documents*. 2014. DOI: 10.48550/arXiv.1405.4053. arXiv: 1405.4053.
- [20] X. Liu, Y. Tan, Z. Xiao, J. Zhuge, and R. Zhou. "Not The End of Story: An Evaluation of ChatGPT-Driven Vulnerability Description Mappings." In: *Findings of the Association for Computational Linguistics: ACL 2023*. Ed. by A. Rogers, J. Boyd-Graber, and N. Okazaki. ACL, 2023, pp. 3724–3731. DOI: 10.18653/v1/2023.findings-acl.229.
- [21] P. Rafiey and A. Namadchian. *Mapping Vulnerability Description to MITRE ATT&CK Framework by LLM*. ResearchSquare preprint. 2024. DOI: 10.21203/rs.3.rs-4341401/v2.
- [22] S. E. Jaouhari, N. Tamani, and R. I. Jacob. "Improving ML-Based Solutions for Linking of CVE to MITRE ATT&CK Techniques." In: *IEEE Annual Comp., Softw., & Applic. Conf.* 2024, pp. 2442–2447. DOI: 10.1109/COMPSAC61105.2024.00392.
- [23] C. D. Manning, P. Raghavan, and H. Schütze. *Introduction to Information Retrieval*. Available online at <https://www-nlp.stanford.edu/IR-book/>. Cambridge University Press, 2008.

APPENDIX - PROMPT TEMPLATES

A. Vulnerability Type

The following vulnerability types (keys) with corresponding descriptions (values) exist:
 { 'Deserialization of Untrusted Data': <CWE-DESCRIPTION>, <...> }
 Given a new CVE with description:
 <CVE-DESCRIPTION>
 Which vulnerability type does this CVE map to? Provide only the vulnerability type. If no vulnerability type applies, answer with 'N/A'

B. Functionality

This prompt is repeated for each of the 14 functionalities:

Determine whether or not an attacker gains access to the following functionality:
 <FUNCTIONALITY-DESCRIPTION>
 by exploiting this vulnerability:
 <CVE-DESCRIPTION-a>
 Examples of other CVEs that give an attacker access to this functionality include:
 <CVE-DESCRIPTION-i, ..., CVE-DESCRIPTION-k>
 Examples of other CVEs that do not give an attacker access to this functionality include:
 <CVE-DESCRIPTION-m, ..., DESCRIPTION-n>
 Answer with 'YES' or 'NO'.

C. Exploitation Technique

The top-level questions prompt is always used completely:

```
Did the user execute a malicious file?
...
Did the attacker 'sniff' unencrypted network traffic?
```

The follow-up questions depend on whether certain top-level questions had a positive answer (cf. CMM [3]):

```
Where did this file come from?
Answer with one of these alternatives:
[ "A malicious link", "An email", "A third-party service",
  "Removable media", "Other" ]
```

D. Affected Objects

An exploitation technique is the method (technique) used to exploit the vulnerability. The types of objects that are affected by an exploitation technique include software, hardware, firmware, product, application, or code. Your goal is to predict the affected object relevant to the exploitation of the vulnerability. There should only be one affected object. In the remainder, you will first receive the vulnerability to label, then an overview of affected objects to use as labels. The vulnerability to be labeled has the following description:

<CVE-DESCRIPTION>

The JSON string below describes the affected objects to choose from:

```
{ {
  "affected_object": "Internet-facing Host/System",
  "description": "An Internet-facing host is any
    system that provides a doorway from the open
    Internet into your infrastructure.",
  "examples": ["webserver", "website", "database",
    "service"],
  "exploitation_technique": ["T1190", "T1211"]
}
...
}
```

Based on this information, what is the affected object?

Select one of the following:

```
[ "Internet-facing Host/System", ...,
  "External Remote Service" ]
```

E. Tactic

A tactic is the adversary's tactical goal: the reason for performing an action. For example, an adversary may want to achieve credential access. The task is to map from CVE to tactic.

Please map a CVE with the following description:

<CVE-DESCRIPTION>

to a tactic among the following tactics with corresponding descriptions:

<TACTIC-NAMES: TACTIC-DESCRIPTIONS>

F. In-Context Learner

The context variable includes:

You are a cybersecurity analyst specialized in applying MITRE's ATT&CK Framework to label vulnerability descriptions.

(... continued on next page to avoid a page break in the prompt ...)

This prompt is repeated for each of the three mapping types:

An attack consists of three steps which corresponds to the following mapping types:

- Exploitation Technique - the method (technique) used to exploit the vulnerability
- Primary Impact - the initial benefit (impact) gained through exploitation of the vulnerability
- Secondary Impact - what the adversary can do by gaining the benefit of the primary impact

Given a vulnerability, your task is to determine the relevant attack techniques of type exploitation technique. You should output the top 10 most relevant attack techniques in descending order. An empty label indicating no relevant attack technique can be included among the top 10 where appropriate. In the remainder, you will first receive the vulnerability to label, then an overview of attack techniques to use as labels. Finally, you receive examples of correctly labeled vulnerabilities. The vulnerability to be labeled has the following description:

<CVE-DESCRIPTION>

The data in CSV format below describes the attack techniques to choose from:

```
----
attack_id,attack_name
T1047,Windows Management Instrumentation
<...>
----
```

The following CWE applies to this vulnerability:

<CWE-ID>: <CWE-DESCRIPTION>

The CVE has the following CVSS features:

```
----
- cvssV2.accessVector: <CVSS-ACCESS-VECTOR>
<...>
----
```

The following is a JSON with examples. Each entry corresponds to a vulnerability which has a description and associated attack techniques by mapping type:

```
----
{
  <CVE-ID>: {
    "description": <CVE_DESCRIPTION>,
    "attack_techniques":{
      "exploitation_technique": <TECHNIQUE_DETAILS>,
      "primary_impact": <TECHNIQUE_DETAILS>,
      "secondary_impact": <TECHNIQUE_DETAILS>
    }
  }
}
<...>
----
```

Your task is to determine the relevant attack techniques of type <MAPPING-TYPE> for the given vulnerability. Provide a ranked list of either ten technique IDs or nine technique IDs and one 'None' value indicating the empty label. The 'None' value should be ranked similarly as the other techniques when applicable.

Here is an example of predicted output: ['T1068', None, 'T1168', 'T1290', 'T1078', 'T1180', 'T1010', 'T1435', 'T1320', 'T1100'].

The output should have the same format used in the example, and an extra explanation should not be included.