

Type-Compliant Adaptation Cascades: Adapting Programmatic LM Workflows to Data

Chu-Cheng Lin¹, Daiyi Peng¹, Yifeng Lu¹, Ming Zhang¹ and Eugene Ie¹

¹Google

Reliably composing Large Language Models (LLMs) for complex, multi-step workflows remains a significant challenge. The dominant paradigm — optimizing discrete prompts in a pipeline — is notoriously brittle and struggles to enforce the formal compliance required for structured tasks. We introduce Type-Compliant Adaptation Cascades (TACS), a framework that recasts workflow adaptation as learning typed probabilistic programs. TACS treats the entire workflow, which is composed of parameter-efficiently adapted LLMs and deterministic logic, as an unnormalized joint distribution. This enables principled, gradient-based training even with latent intermediate structures. We provide theoretical justification for our tractable optimization objective, proving that the optimization bias vanishes as the model learns type compliance. Empirically, TACS significantly outperforms state-of-the-art prompt-optimization baselines. Gains are particularly pronounced on structured tasks, improving MGSM-SymPy from 57.1% to 75.9% for a 27B model, MGSM from 1.6% to 27.3% for a 7B model. TACS offers a robust and theoretically grounded paradigm for developing reliable, task-compliant LLM systems.

1. Introduction

Large Language Models (LLMs) are increasingly used as components in multi-step workflows that combine free-form reasoning, structured intermediate representations, and deterministic tooling. Popular frameworks (e.g., DSPy [1], LangChain [2]) expose convenient modular abstractions for composing such systems, but adaptation to task data still relies heavily on discrete prompt search. In practice, this creates two bottlenecks: (1) *brittleness*: discrete prompt optimization is unstable and sensitive to base-model capability, and (2) *lack of type compliance*: prompted LMs struggle to honor type and schema contracts required by structured inputs/outputs and tool interfaces, especially with smaller base models.

We propose **Type-Compliant Adaptation Cascades** (TACS), a probabilistic programming framework that treats an entire typed workflow as a single trainable model. An example of such workflow is shown in Figure 1. A TAC is a directed acyclic hypergraph whose nodes are *typed* [3] data containers and whose hyperedges are either (a) *type-compliant* LM adaptors parameterized by lightweight parameter-efficient fine-tuning (PEFT) modules [4] (e.g., LoRA [5]) or (b) *deterministic* functions. By endowing the workflow

with a probability model over its intermediate (possibly latent) typed variables, we can perform gradient-based end-to-end adaptation while *enforcing type contracts* at every step via parse and canon functions. We thus formalize typed LM workflow adaptation as a problem of learning unnormalized probabilistic programs, where each hyperedge assigns zero mass to type-invalid outputs; type compliance emerges as a partition function $\mathcal{Z}_\theta \leq 1$. To our knowledge, this perspective — and the associated MC-EM training with vanishing bias guarantees — has not been explored for LM adaptation.

Why this paradigm. Unlike prior approaches that treated workflow adaptation as a prompt optimization problem, TAC is a declarative, differentiable framework that avoids searching in a non-differentiable, combinatorial space, and its effectiveness is not bounded by to the base model’s intrinsic capacity. Moreover, TACS optimize continuous adapter parameters under explicit type constraints, enabling (1) robust compliance with structured interfaces and (2) principled learning with latent intermediate structures (e.g., rationales, expression trees, refinement steps).

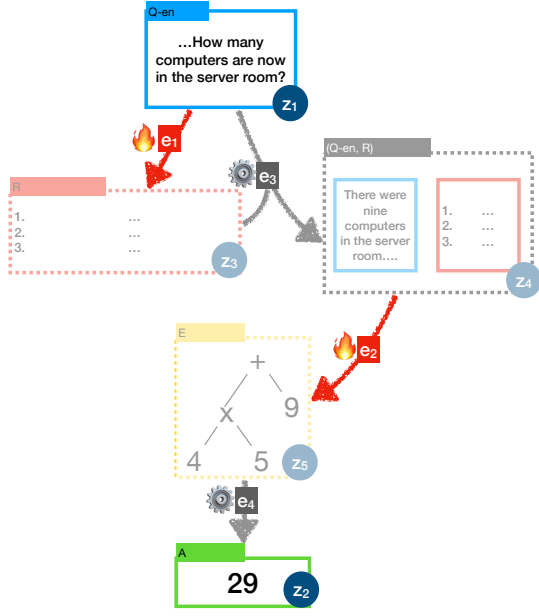


Figure 1 | A TAC workflow that adapts LLMs to generate structured arithmetic expressions, in the form of a TAC that consists of two adaptors and two deterministic Python functions. Annotations that are unavailable at training time are depicted as translucent and have dashed boxes. A main message of this work is that instead of defining the workflow imperatively as a fixed-parameter system, **we treat an entire typed workflow as a single probabilistic program, whose parameters are lightweight PEFT modules, allowing end-to-end training with latent variables.**

Contributions.

- **Framework.** We formalize typed LM workflows as probabilistic programs: each learned hyperedge is an unnormalized conditional distribution that assigns zero mass to outputs violating type contracts. This yields a globally unnormalized model whose partition function $Z_\theta \leq 1$ measures *type-compliant mass*.
- **Theory.** We introduce TACSTaR, a Monte Carlo EM procedure that drops the intractable $\nabla_\theta \log Z_\theta$ term. We prove (Theorem 1) that, under a standard well-specified assumption, maximizing the unnormalized objective recovers the MLE solution; and (Theorem 2) that the gradient bias is bounded by a constant times $(1 - Z_\theta)$. Thus, as training drives

type compliance up (and thus $Z_\theta \rightarrow 1$), the approximation gap vanishes.

- **Practice.** Across QA and structured generation tasks that require heavy reasoning (MGSM, MGSM-SymPy, FinQA, HotPotQA) and model sizes (7B, 27B), TACs consistently outperform strong DSPy prompt-optimization baselines. Gains are largest when (1) base models are smaller and (2) tasks require strict structure. For example, on MGSM-SymPy with a 27B model, TACs achieve **75.9** vs. **57.1**; on FinQA (27B), **34.0** vs. **12.7**. With a 7B model, MGSM improves from **1.6** to **27.3**, and FinQA from **0.7** to **9.7**.

Summary of results. (1) Gradient-based adaptation *within* typed workflows is markedly more effective than discrete prompt search for structured tasks. (2) Incorporating latent reasoning/refinement nodes and adapting them end-to-end improves over direct input-to-output adaptation. (3) Empirically, estimated type compliance mass Z_θ rises rapidly during training and correlates with accuracy, supporting our theoretical justification for the unnormalized objective.

Outlook. The typed, probabilistic view makes workflow design modular and data-driven. It also suggests a path toward *automated* generation of typed workflow graphs: first synthesize a candidate TAC from a task specification, then adapt it to data with TACSTaR. We view TACs as a foundation for reliable, type-compliant LM systems that move beyond prompt-only programming.

2. Background and Related Work

The challenge of adapting LLMs to complex problems involving structured workflows and type constraints intersects with several lines of research, which we survey below.

Programmatic LM workflows. A large body of work exposes LMs through *programmed* pipelines as typed or templated modules, with declarative constraints and optimizers, such as DSPy [1, 6], LMQL [7], and LangChain [2]. These systems

typically *specify* structure and then tune prompts or few-shot exemplars. They do not cast the entire workflow as a single probabilistic object with learnable continuous parameters, and a likelihood objective. While there have been proposals that optimized weights under such programmatic pipelines (such as BetterTogether [8]), TACS differs fundamentally in its principled yet optimization-friendly probabilistic formulation, which enables both theoretically justified training methods (Section 4.1) and advanced inference techniques (Section 4.2).

Probabilistic programming and structured prediction. Probabilistic programming languages tailored for machine learning, such as Edward [9] and Pyro [10], combine differentiable components with stochastic control flow. On the other hand, classical structured prediction [11, 12] provides tools for handling global constraints in unnormalized models. Our formulation connects these threads to LM workflows: each typed hyperedge is an *unnormalized* conditional whose **type compliance** functions as a partition function term $Z_\theta \leq 1$. This distinct perspective allows us to train with a tractable objective, whose bias vanishes as type compliance rises.

Problem-solving strategies and adapting for reasoning. Techniques like Chain-of-Thought (CoT) [13] and Self-Refine [14] leverage prompting to elicit intermediate problem-solving steps or iterative improvements from LMs, often boosting performance on complex tasks. Methods such as STaR [15] and ReFT [16] further adapted the LM to reason. We adopt the spirit of STaR, but place it inside a hypergraph to propose typed and multi-step rationalizations (Section 4.1). We also introduce an amortized variant that learns to propose rationalizations, rather than relying solely on heuristics (Section 4.2).

Constrained and schema-aware decoding. To improve output reliability, various methods enforce grammar-based constraints during LLM generation [17–21] have been proposed. These methods generally modify *local* conditional distributions over next tokens, to mask out continuations

that are incompatible with the given input and grammar. In contrast, our objective learns parameters so that type-compliant trajectories carry increasing probability mass globally, improving validity and task accuracy.

Parameter-efficient adaptation. LoRA and related PEFT methods [4, 5, 22–24] enable light-weight adaptation. We use small adapters to highlight data-efficiency and show that gains stem from *typed workflow learning* rather than sheer capacity.

3. Type-Compliant Adaptor Cascades

The Type-Compliant Adaptation Cascades (TACS) framework provides a structured methodology for defining and executing complex workflows that involve LMs. The core idea is to decompose a task into a hypergraph of interconnected transformations. In this hypergraph, nodes represent typed data, and the connections (hyperedges) represent operations that transform this data. This structure allows for building sophisticated, multi-step processes where both LMs and deterministic algorithms can operate in concert, with type safety enforced at each step. TACS thus have both a program view, and also a probabilistic view (a summarization of these two views is in Table 1).

We use a reasoning workflow that generates domain-specific code, illustrated in Figure 1, as a running example. The task is to take a math question in English (input type Q_en), generate a step-by-step rationale (intermediate type R), convert the rationale into a formal arithmetic expression (intermediate type E), and finally, have a deterministic function evaluate this expression to produce the answer (output type A). This section formalizes how such an intuitive sketch is realized within the TAC framework.

3.1. The Structure of a TAC: Typed Nodes and Transformations

Formally, a TAC is represented as a directed acyclic hypergraph (DAH) $C = (\mathbf{Z}, \mathbf{E})$. The acyclic constraint ensures that the workflow has a well-

Program View	Probabilistic View
τ -typed object	Random variable $\in \Sigma^*$ restricted to strings $\in \text{valid}(\tau)$
LM adapter with weights θ , with output restricted to τ -typed objects	Unnormalized conditional distribution $p_{LM}(\mathbf{z}_t \mid \mathbf{z}_s; \theta) \mathbb{I}(\mathbf{z}_t \in \text{valid}(\tau))$
Deterministic algorithm $f : \tau_i \rightarrow \tau_o$	Degenerate distribution $\delta_{\text{canon}(f(\text{parse}(x)))}(y)$
parse and canon functions that convert typed objects to/from LM inputs/outputs	Measurable maps between object domain \mathcal{O} and string domain Σ^*
Executing a workflow to obtain $\mathbf{z}_{1...M}$	Sampling from joint unnormalized probability $\tilde{p}_{\theta}(\mathbf{z}_{1...M}) = \prod_k \tilde{p}_{\theta}(\mathbf{z}_{T_k} \mid \mathbf{z}_{S_k})$
Probability that a stochastic workflow succeeds	$\mathcal{Z}_{\theta} = \Pr_{p_{\theta}}(\text{all nodes are valid})$

Table 1 | Dual semantics: how TAC concepts map between their program and probabilistic views.

defined topological order for execution and guarantees termination of the generative process.

3.1.1. Nodes: Typed Data Containers

The nodes $\mathbf{Z} = \{\mathbf{z}_1, \mathbf{z}_2, \dots, \mathbf{z}_M\}$ in a TAC act as containers for typed data. Each node \mathbf{z}_m is associated with a specific data type $\tau \in \mathcal{T}$ (e.g., string, integer, a custom Python class, etc.), and hold string representations $\in \Sigma^*$ for τ -typed objects. Special nodes are designated as the **input node** \mathbf{z}_1 (e.g., holding the initial question of type Q_en in Figure 1) and the **output node** \mathbf{z}_2 (e.g., holding the final answer of type A).

3.1.2. Hyperedges: Transformations on Typed Data

Hyperedges $\mathbf{E} = \{e_1, e_2, \dots, e_K\}$ define the transformations between nodes. A hyperedge e_k connects a set of source nodes $S_k \subseteq \mathbf{Z}$ (its inputs) to a set of target nodes $T_k \subseteq \mathbf{Z}$ (its outputs). Transformations in TACS can be either learnable (LM adaptors) or fixed (deterministic algorithms). In our running example (Figure 1), e_1 ($\{\text{Q_en}\} \rightarrow \{\text{R}\}$) and e_2 ($\{(\text{Q_en}, \text{R})\} \rightarrow \{\text{E}\}$) are LM adaptors, while e_3 ($\{\text{Q_en}, \text{R}\} \rightarrow \{(\text{Q_en}, \text{R})\}$) and e_4 ($\{\text{E}\} \rightarrow \{\text{A}\}$) are deterministic algorithms.

Type-Compliant LM Adaptors. These are parametric, learnable transformations implemented by PEFT-adapted LMs. An adaptor (τ_i, τ_o, θ) is defined by its expected input type τ_i , its target output type τ_o , and its trainable parameters θ .

A type-compliant LM adaptor takes a string representation of an object of type τ_i and aims to produce a string representation of an object of type τ_o . This generation is probabilistic, defined by the adapted LM’s distribution conditioned on input \mathbf{x} : $p_{LM}(\cdot \mid \mathbf{x}; \theta)$. The *type-compliant* nature means the adaptor only outputs valid instances of τ_o . We formalize its (unnormalized) conditional probability over output strings \mathbf{y} given input string \mathbf{x} as:¹

$$\tilde{p}(\mathbf{y} \mid \mathbf{x}; \theta) = p_{LM}(\mathbf{y} \mid \mathbf{x}; \theta) \mathbb{I}(\mathbf{z}_t \in \text{valid}(\tau_o)), \quad (1)$$

where $\text{valid}(\tau_o) \subseteq \Sigma^*$ is the set of strings that represent valid τ_o -typed objects (we will further discuss them in Section 3.2). The small size of PEFT parameters θ — LoRA matrices, for example, if we parametrize these adaptors as LoRA models — makes these adaptors scalable and easily manageable. This parameter efficiency allows practitioners to create, store, and dynamically compose a large library of specialized modules without the prohibitive costs of full model fine-tuning. Furthermore, the typed, modular nature of TACS promotes engineering scalability, allowing complex systems to be built from verifiable and reusable components.

In this formalization, we treat learnable LM adaptors as transformations from a single source

¹This distribution may be unnormalized because while p_{LM} is a distribution over all strings, Equation (1) restricts the support to only strings that are valid instances of τ_o . Thus, the total probability mass may sum to less than 1 if the LM assigns probability to invalid strings.

node to a single target node. Workflows requiring multiple inputs to a learnable step can be implemented by first using a deterministic hyper-edge to combine the source nodes into a single product-type node, which then serves as the input to the adaptor (as seen with edges e_3 and e_2 in our running example in Figure 1).

Deterministic Algorithms. These are fixed, non-learnable transformations, such as a self-contained Python function. A deterministic algorithm f maps an input object of type τ_i to an output object of type τ_o . Under the probabilistic view, we represent them as δ distributions:

$$\tilde{p}(y \mid x; f) = \delta_{\text{canon}(f(\text{parse}(x)))(y)} \quad (2)$$

where canon (see Section 3.2) produces a unique string for an object, and parse converts strings back to typed objects.

3.2. Interfacing LLMs with Typed Data: Parsing and Canonicalization

A key challenge in integrating LLMs into typed workflows is bridging their native text-based operation with the structured, typed data expected by other components or defined by the workflow logic. TACS address this via two operations:

Parsing (parse). When an LLM adaptor produces an output string y intended to represent an object of type τ_o , this string must be validated and converted into a usable typed object. The algorithm $\text{parse} : \Sigma^* \times \mathcal{T} \rightarrow \mathcal{O} \cup \{\text{error}\}$ attempts this conversion.² For example, after adaptor e_2 in Figure 1 generates a string z_5 purporting to be a math expression, $\text{parse}(z_5, E)$ attempts to convert it into a structured expression object that the deterministic function e_3 can operate on. If the conversion fails, an error is signaled.

²We note that while primitive data types (e.g., `str` and `list` in Python) are common use cases, parse can be any computable function, and can be leveraged by a practitioner to implement complex business logic. For example, one can define a Python custom type `CoherentDialog` where valid objects are strings deemed coherent by an external LLM-backed classifier, and adapt LM adaptors in a TAC to generate and work with such objects. Implementation details are further discussed in Appendix C.

For convenience, we use $\text{valid}(\tau) = \{\text{parse}(y, \tau) \neq \text{error} \mid y \in \Sigma^*\}$ to denote valid string representations of τ .

Canonicalization (canon). Conversely, when a typed object needs to be fed as input to an LM adaptor, it must be converted into a consistent string format that the adaptor expects. The $\text{canon} : \mathcal{O} \rightarrow \Sigma^*$ operation maps a typed object to a unique string representation—we call such strings *canonicalized*. The invertibility of canon (i.e., $\text{parse}(\text{canon}(o)) = o$) eliminates spurious ambiguity [25]. More importantly, canonicalization of strings coming out of deterministic hyper-edges implies they define a degenerate distribution with a singleton string as support, which allows us to claim that the partition function of a TAC’s unnormalized distribution over nodes can be bounded ≤ 1 (Lemma 2). This bound allows us to interpret $\log \mathcal{Z}_\theta$ as the model’s overall compliance with the type constraints (the total probability mass assigned to valid structures), simplifying training in Section 4.1.

3.3. Operating a TAC: Forward Execution and Probabilistic Interpretation

Forward Execution. TACS are probabilistic programs. Executing a TAC in the forward direction involves processing data through the hypergraph, respecting the topological order of nodes and hyperedges. Using our running example from Figure 1:

1. **Input:** The process starts with an input of type Q_{en} , represented as string z_1 .
2. **Adaptor e_1 :** z_1 is parsed, canonicalized, and fed to the first adaptor e_1 . It samples an output string, which is then parsed to form the rationale object z_3 of type R . If parsing fails, an error could be raised or resampling attempted.
3. **Deterministic Algorithm e_3 :** z_1 and z_3 are parsed and then fed to the deterministic function e_3 to form a product object (Q_{en}, R) , which is subsequently canonicalized to form the string z_4 .
4. **Adaptor e_2 :** z_4 is fed to adaptor e_2 . It samples an output string z_5 , which is parsed to form

the expression object of type E.

5. **Deterministic Algorithm** e_4 : parse of z_5 is processed by the deterministic function e_4 . Its output, the answer object of type A, is canonicalized to form the string z_2 .

A general process is described in Algorithm 1.

TAC as A Probability Distribution. TACS define an unnormalized joint probability distribution over all node assignments $\mathbf{Z}^* = (z_1^*, z_2^*, \dots, z_M^*)$. This score reflects the plausibility of a complete execution trace according to the model’s components:

$$\log \tilde{p}_\theta(\mathbf{Z}^*) = \sum_k \log \tilde{p}_\theta(\{z_t^*\}_{t \in T_k} \mid \{z_s^*\}_{s \in S_k}; e_k), \quad (3)$$

where θ represent all adaptor parameters used in the TAC, and $\tilde{p}_\theta(\cdot \mid e_k)$ is the conditional probability defined by the LM adaptor (Equation (1)) or deterministic algorithm (Equation (2)) associated with e_k . The unnormalized distribution view allows us to train and infer from TACS as latent variable models, as discussed in Section 4. It also connects TACS to the broader family of language model cascades [26], but with the key distinction that TACS are designed for end-to-end adaptation.

4. Adapting TAC Models

In this section, we discuss methods for adapting TACS using a training dataset $\mathcal{D}_{\text{train}} = \{(x_i^*, y_i^*) \dots\}$, where x_i^* is an input and y_i^* is the corresponding desired output. Since TACS often define distributions over unobserved (latent) intermediate variables, Monte Carlo Expectation-Maximization (MC-EM) algorithms [27] provide a suitable training paradigm. MC-EM algorithms iteratively refine model parameters by alternating between an E-step (sampling latent variables) and an M-step (optimizing parameters based on these samples). The Self-Taught Reasoner (STaR) algorithm [15] is a notable instance of MC-EM. We generalize STaR to the TAC framework for workflows with arbitrarily typed inputs and outputs, resulting in the TACSTaR algorithm.

4.1. TACSTaR

The TACSTaR algorithm employs an iterative MC-EM approach to train the parameters θ of the type-compliant LM adaptors within a TAC C .

E-step: Sampling Latent Variables. For each training example (x^*, y^*) , where x^* is mapped to the input node z_1^* , the E-step aims to obtain a complete assignment of values $\mathbf{Z}^* = (z_1^*, z_2^*, \dots, z_M^*)$ for all nodes in the TAC, where z_2^* is the model’s output. This is achieved by:

- **Initial Sampling:** Performing a forward execution of the TAC C as described in Section 3.3 (and detailed in Algorithm 1). This process attempts to sample (z_2, \dots, z_M) by conditioning only on the input z_1^* .
- **Rationalization Heuristic:** If the previous step failed to draw a valid sample, or if the output object obtained from the initial sample, $\text{parse}(z_2, \tau_o)$, does not match the target output y^* , TACSTaR employs a rationalization heuristic inspired by STaR to ‘fix’ the sample. A new, temporary TAC is constructed, whose input node takes (x^*, y^*) as input, essentially asking ‘*what intermediate steps would lead from x^* to y^* ?*’, analogous to the inverse rendering problem [28]. A forward pass is then executed on this new TAC to sample (z_2, \dots, z_M) , now conditioned on both the original input x^* and the desired output y^* . This encourages the generation of latent intermediate steps that are consistent with the correct final answer.

This E-step provides a complete assignment \mathbf{Z}^* for each training instance, with latent variables filled in a way that is hopefully consistent with producing the correct output. As with the original STaR algorithm, we ignore training instances that fail to yield a ‘correct’ sample at the end of the E-step (that is, $\text{parse}(z_2^*, \tau_o) \neq y^*$), and will reattempt on that instance in the next epoch.

M-step: Parameter Optimization. Given the samples $\mathbf{Z}^* = \{z_1^*, \dots, z_M^*\}$ obtained from the E-step, the M-step updates the parameters θ of the learnable adaptors in the TAC. The objective is to maximize the likelihood $p(\mathbf{Z}^*)$. Denoting the

partition function summing all possible assignments as $\mathcal{Z}_\theta = \sum_{\mathbf{Z}'} \tilde{p}_\theta(\mathbf{Z}')$, the gradient of the log-likelihood $\mathcal{L} = \log p(\mathbf{Z}^*)$ is:

$$\nabla_\theta \mathcal{L} = \nabla_\theta \log \tilde{p}_\theta(\mathbf{Z}^*) - \nabla_\theta \log \mathcal{Z}_\theta. \quad (4)$$

Estimation of the log partition function’s gradients $\nabla_\theta \log \mathcal{Z}_\theta$ is typically expensive and can have high variance [29]. We thus drop this term, and optimize for the unnormalized log-likelihood $\mathcal{L}'(\theta) = \log \tilde{p}_\theta(\mathbf{Z}^*)$ instead.

Tractable optimization via compliance. While ignoring the partition function gradient generally leads to biased gradient estimation, the TAC formalism ensures this strategy is both tractable and robust. This becomes evident as we rewrite $\mathcal{L}'(\theta) = \mathcal{L}(\theta) + \log \mathcal{Z}_\theta$: optimizing the unnormalized likelihood $\mathcal{L}'(\theta)$ is equivalent to jointly maximizing the normalized likelihood $\mathcal{L}(\theta)$ and the model’s type compliance (the partition function $\log \mathcal{Z}_\theta$ is maximized at $\log \mathcal{Z}_\theta = 0$ when θ is well-specified). This approach is justified theoretically under the assumption that the adapted models are powerful enough to perfectly model type-valid outputs (i.e., the model family is well-specified):³

Theorem 1. *Let Θ be the entire parameter space and let $\Theta' \subseteq \Theta$ be the subset of well-specified parameters. Assume θ^* uniquely maximizes the normalized likelihood $p_\theta(\mathbf{z}_{2..M} | \mathbf{z}_1)$ and resides $\in \Theta'$. Then, $\hat{\theta} = \arg \max_{\theta \in \Theta} \tilde{p}_\theta(\mathbf{z}_{2..M} | \mathbf{z}_1) \implies \hat{\theta} = \theta^*$.*

Moreover, while optimizing $\mathcal{L}'(\theta)$ introduces a bias by ignoring the gradient term $\nabla_\theta \log \mathcal{Z}_\theta$, this bias is bounded below a constant multiplicative factor of $(1 - \mathcal{Z}_\theta)$ under the common assumption that $\|\nabla_\theta p_{LM}(\cdot | \mathbf{x}; \theta)\|$ is uniformly bounded:

Theorem 2. *Let $\theta = \{\theta_1 \dots \theta_K\}$ be the union of a K -adaptor TAC’s LM adaptor parameters. If $\forall \mathbf{z}_{k,1} \in \Sigma^*, \mathbf{z}_{k,2} \in \Sigma^*, \|\nabla_\theta (\sum \log p_{LM}(\mathbf{z}_{k,2} | \mathbf{z}_{k,1}; \theta))\|_\infty \leq G$, then $\nabla_\theta \log \mathcal{Z}_\theta \leq 2G(1 - \mathcal{Z}_\theta)$.*

Theorems 1 and 2 provide theoretical assurance that if the model achieves high type compliance as we optimize for $\mathcal{L}'(\theta) = \mathcal{L}(\theta) + \log \mathcal{Z}_\theta$, the

TACSTaR M-step update approaches true MLE update. Empirically, we observe TACSTaR rapidly drives \mathcal{Z}_θ towards 1 (Section 5.7).

Remark on efficiency. Since gradients of the log unnormalized probability decompose linearly as $\nabla_\theta (\log \tilde{p}_\theta(\mathbf{Z}^*)) = \sum_k \nabla_\theta \log \tilde{p}_\theta(\{\mathbf{z}_t^*\}_{t \in T_k} | \{\mathbf{z}_s^*\}_{s \in S_k}; e_k)$, computation of adaptors’ gradients can be parallelized easily. This embarrassingly parallel structure ensures computational scalability, allowing the M-step to be efficiently distributed across available compute resources. Algorithm 2 computes $\log \tilde{p}_\theta(\mathbf{Z}^*)$ and its gradients $\nabla_\theta \log \tilde{p}_\theta(\mathbf{Z}^*)$. These gradients are then used in a standard gradient-based optimization algorithm to update θ .

Connection to Reinforcement Learning. The TACSTaR training procedure can be viewed through the lens of policy optimization. As Zelikman et al. [15] observed, the STaR objective closely resembles the REINFORCE algorithm [30]. Similarly, the M-step in the TACSTaR algorithm can be interpreted as optimizing the TAC workflow policy under REINFORCE, where a binary reward is assigned upon successfully generating the correct output.

We adopt the MC-EM framing as it provides a principled approach for likelihood maximization in the presence of annotated output data. While more advanced RL techniques (e.g., PPO [31] or actor-critic methods [32]) work with non-binary reward functions, they often introduce complexity, such as training value functions, which are difficult to estimate over complex, typed latent spaces. Furthermore, the exploration challenge often faced by policy gradient methods in sparse reward settings is significantly mitigated by both the rationalization heuristic and the inference network in Amortized TACSTaR (Section 4.2) in the E-step. This mechanism effectively guides the sampling process towards successful trajectories using the known outputs—a technique specific to this supervised adaptation context.

³We refer the reader to Appendix B for proofs of formal statements in this section.

4.2. Amortized TACSTaR

The rationalization heuristic in TACSTaR, while more general than fixed templates, is still a predefined mechanism for generating latent variables when the initial forward pass fails to produce the correct output. It does not adapt its strategy based on the task’s specifics or the learned parameters of the model TAC.

Amortized TACSTaR (Algorithm 4) introduces an adaptive approach by training the rationalization heuristic in TACSTaR as inference networks [33, 34], to approximate the true posterior given observed input and outputs. For model TAC C with nodes $\mathbf{z}_1 \dots \mathbf{z}_M$, we construct an inference network TAC C' with nodes $\mathbf{z}'_1 \dots \mathbf{z}'_M$, which is trained alongside with C , and is used when both the initial sampling and the fixed rationalization heuristic fail to produce a valid, correct sample. In this work, we construct $\mathbf{z}'_2 \dots \mathbf{z}'_M$ to have the same types as $\mathbf{z}_2 \dots \mathbf{z}_M$, except for its input node \mathbf{z}'_1 , which is set to represent the input-output product of C — namely to hold (x^*, y^*) . Moreover, we construct C' so that every adaptor hyperedge e_k in C has a counterpart e'_k in C' that is additionally conditioned on \mathbf{z}'_1 . We train C' alternately with C , with the goal of making the unnormalized distribution of C' over its nodes except for \mathbf{z}'_1 approximate the posterior over C ’s intermediate nodes, conditioning on (x^*, y^*) observations. Denoting the unnormalized distribution of C' as \tilde{q}_ϕ parametrized by adaptors’ parameters ϕ , we hope to learn ϕ such that

$$\begin{aligned} \tilde{q}_\phi(\mathbf{z}'_m \mid \mathbf{z}'_1 = \text{canon}((x^*, y^*))) \\ \approx p_\theta(\mathbf{z}_m \mid \mathbf{z}_1 = x_c^*, \mathbf{z}_2 = y_c^*) \end{aligned} \quad (5)$$

where $x_c^* = \text{canon}(x^*)$, $y_c^* = \text{canon}(y^*)$, for $m \in [2..M]$ where M is the node count of C . Approximating the posterior $p_\theta(\mathbf{z}_m \mid \mathbf{z}_1 = \text{canon}(x^*), \mathbf{z}_2 = \text{canon}(y^*))$ as \hat{p} using self-normalized multiple importance sampling [35], we optimize ϕ to minimize $\text{KL}[\hat{p} \parallel \tilde{q}_\phi]$ following [36, 37]. By learning to propose better, task-adapted latent variable configurations, Amortized TACSTaR can hopefully lead to more efficient training and potentially better performance of the model TAC.

5. Experiments

To empirically validate TAC models, we conduct QA and code-like structured generation experiments on subsets of MGSM [38], FinQA [39], HotPotQA [40] datasets, adapting both instruction-tuned Gemma 7B and Gemma 2 27B models [41]. We implement several workflows as TAC models, and aim to answer the following research questions through experiments:

- **(Section 5.3) Are TACS competitive against existing approaches?** TACS differ from existing LM adaptation approaches in two major ways: 1) TACS support gradient-based learning in a unified probabilistic programming framework (when compared against prior prompt optimization-focused LM programming frameworks such as DSPy); and 2) TACS support structured workflows by design (when compared to the original STaR algorithm). We hypothesize that such difference translates into meaningful performance improvements.
- **(Section 5.4) Is adaptation with reasoning workflows effective?** The TAC framework gives practitioners great freedom in designing a workflow that reason in the process. We hypothesize that adapting with such explicit structures improves performance on tasks that require complex reasoning.
- **(Section 5.5) How does TAC design variations affect performance?** We evaluate how such TAC design variations for the same task affect performance.
- **(Section 5.6) Is amortized inference effective?** Training TACS with latent variables can be challenging due to the need to sample these variables during training. Amortized TACSTaR (Section 4.2) uses amortized inference with inference networks to address this challenge. Here, we investigate the effectiveness of this approach by comparing the performance of TACS trained with and without inference networks.
- **(Section 5.7) Does the model achieve high type compliance?** A key theoretical result (Section 4.1) is that the soundness and near-optimality of the TACSTaR optimization strategy rely on the model learning to comply with

the workflow’s type constraints (*i.e.*, driving the partition function $\mathcal{Z}_\theta \rightarrow 1$). As type compliance increases, the gap between the tractable unnormalized likelihood and the true normalized likelihood ($\log \mathcal{Z}_\theta$) closes. We estimate how \mathcal{Z}_θ over TACStaR epochs to verify that this gap is negligible after training.

5.1. End-to-end trainable workflows as TACS.

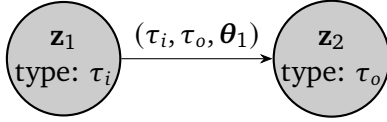


Figure 2 | The **direct** workflow pattern. This represents the simplest adaptation scenario, directly mapping input (of type τ_i) to the output (of type τ_o) under an adaptor. Grey nodes indicate data observed at training time.

The declarative and flexible nature of TACS enable practitioners to rapidly implement end-to-end trainable workflows. We implement some common patterns as TACS:

- **Direct adaptation** of an LM to the downstream task without any latent structure corresponds to common supervised PEFT methods surveyed in Section 2. The **direct** pattern (Figure 2) is a singleton TAC with no latent nodes.
- **Adapting with latent rationales** corresponds to patterns that learn to generate rationales for the task at hand [15]. There are several possible TAC structure designs that incorporate rationales: for example, **cot-type-structure** (Figure 3a) maps the input to a rationale-output typed object, from which the task output is deterministically extracted. Alternatively, **cot-cascade-structure** (Figure 3b) introduce rationales as distinct nodes in the TAC hypergraph, which transforms into the task output under an adaptor.
- **Trainable self-refinement** refers to an end-to-end trainable variant of self-refine [14], where the model first sketches a task output, and iteratively refine it. Without TAC, a practitioner would have to resort to manually writing tedious postprocessing functions for the intermediate results. On the other

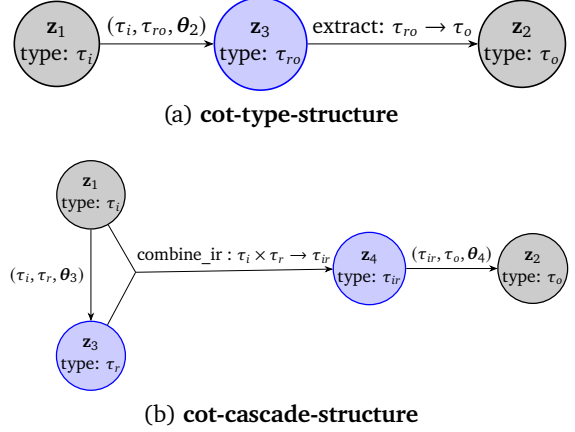


Figure 3 | Two different reasoning TACS. Light blue nodes indicate variables that are not observed at training time. τ_r represents the rationale type, *i.e.* `list[str]`. τ_{ir} represents the input-rationale product type, *i.e.* a data type that holds both an input and a rationale object. Similarly τ_{ro} represents the rationale-output product type. `extract` and `compose_ir` are functions that extract object from a product, and compose objects into a product, respectively.

hand, the TAC counterpart **refine-structure** (Figure 5 in Appendix D) is straightforward.

For the MGSM-SymPy task, we experiment with the **expression-cascade-structure** pattern (Figure 1), which additionally imposes the constraint that the output must be a rational number represented by an arithmetic expression tree. Such type constraints often reflect business logic (for example, we expect the MGSM dataset to have rational number answers), and may be necessary when the TAC forms a component in a larger system.

5.2. Experiment Setup

We use instruction-tuned Gemma 7B and Gemma 2 27B model [41] (referred to as `gemma-1.1-7b-it` and `gemma-2-27b-it` respectively) as the base language models for all experiments. We provide an overview of our TAC and DSPy setups below:

TACS. We parametrize TAC adaptors to take the form of rank-1 LoRA models [5] on the attention weights, with 573,440 and 1,413,120 pa-

rameters per adaptor for gemma-1.1-7b-it and gemma-2-27b-it respectively. For parse and canonicalize implementations (Section 3.2), we leverage the LangFun library,⁴ which prompts LLMs to generate Python classes and objects, and parses their responses, effectively leveraging Python’s typing system. LoRA weights are initialized (‘zero-init’) following Hu et al. [5].

DSPy. We conduct prompt-optimizing baseline experiments under DSPy v 3.0.1 and v 2.6.19, with base models served on vLLM v 0.10.0. We subclass `dspy.Signature` to represent training examples, with property names and types identical to their TAC counterparts. For DSPy reasoning experiments, we leverage both the native `dspy.ChainOfThought` module, and also an explicitly two-step composite module that resembles **cot-cascade-structure** patterns under TACS. For prompt optimization, we experiment with various configurations under optimizers `dspy.MiPROv2` [42] and `dspy.BootstrapFewShotWithRandomSearch` [6].

Details of experiment setup are described in Appendix E.

We conduct experiments of 4 reasoning-heavy tasks, on subsets from datasets MGSM, HotPotQA, FinQA respectively:

- **MGSM** [38] is a multilingual dataset of grade school math problems. 250 problems from the GSM8K dataset are translated into multiple languages. In this work we use the following languages: es, en, de, fr, zh, ru, ja, te, and th.
- **MGSM-SymPy** In this task we use the same problems of MGSM, but additionally restrict the outputs to be rational expressions under SymPy. This variant was specifically included to test the framework’s ability to generate and comply with highly structured, code-like output.
- **HotPotQA** [40] is a dataset with Wikipedia-based question-answer pairs with four key features. Each question-answer pair comes with multiple supporting documents. And reason-

ing over provided documents is needed to answer the questions. It is included to evaluate performance on tasks requiring multi-hop reasoning over provided documents.

- **FinQA** [39] is a dataset of QA pairs, where solving the problems require extracting relevant information from long financial reports. This task tests the model’s ability to reason over and extract information from complex, semi-structured inputs (financial reports with tables).

5.3. Comparison against prompt-optimizing and untyped STaR baselines.

We report MGSM, MGSM-SymPy, and FinQA results from best-performing TACS and DSPy models. In addition, we compare the untyped (original) STaR against typed TAC results. Results are listed in Table 2.

TACS are competitive against prompt-optimizing baseline methods. We observe that TACS consistently and significantly outperform DSPy baselines in every setting. The performance gap is especially wide when 1) the base model is smaller, and 2) the task involves structured inputs (FinQA) or structured outputs (MGSM-SymPy).

Brittleness of prompting for structure compliance. In preliminary MGSM-SymPy experiments under DSPy v 2.6.19, we noticed that the average accuracy was unusually low (10.8% for MIPROv2 0-shot). Upon a closer look we found that without constrained decoding, DSPy has an average failure rate of 80.0% for producing type-compliant objects, compared to just 3.5% for TACS. Once constrained decoding is properly set up the performance is greatly improved (10.8% → 57.1%), though still significantly lower than TAC’s 75.9%. This observation highlights that prompt optimizing-based approaches struggle at type compliance, making constrained decoding mechanisms a prerequisite.

In contrast, TACS are rapidly adapted towards type compliance. As shown in Table 3, when training on the weaker gemma-1.1-7b-it model, the initial un-adapted training parsing error rate

⁴<https://github.com/google/langfun>. Examples of generated prompts are listed in Appendix J.

Model	Prompt optimization under DSPy			cot-cascade-structure patterns in TAC			Original STaR algorithm
	FinQA	MGSM	MGSM-SymPy	FinQA	MGSM	MGSM-SymPy	MGSM
gemma-1.1-7b-it	0.7%	1.6%	N/A	9.7%	27.3%	N/A	10.5%
gemma-2-27b-it	12.7%	81.9%	57.1%	34.0%	82.2%	75.9%	76.9%

Table 2 | Comparison between best performing prompt-optimizing methods under DSPy and TACS. We report best DSPy results here. We skip comparison of MGSM-SymPy on gemini-1.1-7b-it models since we were unable to generate valid outputs from both DSPy v 2.6.19 and v 3.0.1 under optimization methods considered in this paper. Full results of DSPy experiments can be found in Appendices G and H.

was high (83.0%), but dropped to 1.0% after just one epoch of TACSTaR training.⁵ This ability to enforce structure via gradient-based optimization is particularly crucial when the underlying LM is less capable. Notably, on the gemma-1.1-7b-it model, TACSTaR achieves 27.3% on MGSM while the best DSPy baseline scores only 1.6%, highlighting the limitations of relying solely on optimized prompts.

At the end of epoch	Failure rate
0	83.0%
1	1.0%
2	1.6%
3	0.4%

Table 3 | Average MGSM training data parsing failure rate vs # of epochs of TACSTaR on gemma-1.1-7b-it. The pattern is **cot-cascade-structure**.

TACSTaR compares favorably against the original STaR algorithm on unstructured data. On the MGSM task, the original (untyped) STaR algorithm scored an average accuracy of 76.9 and 10.5 (from gemma-2-27b-it and gemma-1.1-7b-it respectively), lower than variants of reasoning TAC patterns on the same dataset. This demonstrates that the structured, typed approach of TACS improves performance over the untyped STaR base-

line.

5.4. Effectiveness of Adaptation with Reasoning Workflows

To evaluate whether adaptation with reasoning workflows is effective, we compare **cot-cascade-structure**, and **refine-structure** TACS against **direct** on the 3 tasks MGSM, FinQA and HotPotQA, on base models gemma-2-27b-it and gemma-1.1-7b-it. Table 4 shows that both **cot-cascade-structure** significantly outperforms **direct** on MGSM and FinQA on both gemma-2-27b-it and gemma-1.1-7b-it. But **cot-cascade-structure** slightly underperforms **direct** on HotPotQA. These results largely agree with the meta study done by [43], which also reported that tasks that require arithmetic and symbolic reasoning, such as MGSM and FinQA, benefit the most from CoT, while a huge portion of previous work saw that CoT degrades performance for multihop QA. However, we note that the **refine-structure** TAC (Figure 5) consistently outperform the **direct** baseline in all 3 tasks on gemma-2-27b-it, showcasing the effectiveness of the adaptive refinement paradigm.

Task adaptation with TACSTaR is effective. To evaluate whether the efficacy of TACS can be attributed to our proposed TACSTaR method, we also compare adapted TAC workflows against those with the same hypergraph structure, but with unadapted weights (*i.e.*, all adaptors in the TAC use base model weights). Both TACSTaR trained and

⁵In Section 5.7 we also find per-epoch Z_θ estimates increase rapidly to ≈ 1 , providing additional evidence that TAC models learn to comply with the type constraints rapidly.

Dataset	gemma-2-27b-it			gemma-1.1-7b-it	
	direct	cot-cascade-structure	refine-structure	direct	cot-cascade-structure
MGSM	24.7	82.2	78.6	5.1	27.3
FinQA	17.3	36.0	23.7	3.0	9.7
HotPotQA	34.0	32.0	39.0	—	—

Table 4 | Comparison between **direct** and reasoning workflows. For the MGSM dataset, we report per-language accuracies in Table 8. The difference between best performing runs and **direct** are statistically significant/marginally significant: for MGSM and FinQA $p < 0.05$ (both gemma-2-27b-it and gemma-1.1-7b-it), and for HotPotQA $p = 0.07$ under paired permutation tests. Per-language accuracy numbers of the MGSM dataset are in Appendix F.

un-adapted models use the same structured LangFun prompts that are similar to examples listed in Appendix J. The significant gap between adapted and un-adapted results in Table 5 indicate that the TACSTaR algorithm is effective. Notably, un-adapted models still outperform **direct** workflows (listed in Table 4), indicating that LangFun’s type-inducing prompts can invoke somewhat effective test-time computation over the TAC hypergraph structure.

Task	Structure	TACSTaR	Un-adapted
MGSM	cot-cascade-structure	82.2	45.4
MGSM	cot-type-structure	80.4	74.7
MGSM-SymPy	expression-cascade-structure	75.9	69.5
FinQA	cot-cascade-structure	36.0	13.0
HotPotQA	refine-structure	39.0	24.0

Table 5 | Comparison between TACSTaR-adapted and un-adapted gemma-2-27b-it. The differences are all statistically significant ($p < 0.05$) under paired permutation tests.

5.5. Effects of Different TAC Designs

Decoupling rationale and output modeling helps performance. **cot-cascade-structure** (Figure 3b) achieves a higher score than **cot-type-structure** (Figure 3a) on the MGSM task (Table 6), suggesting that modeling the rationale and task output generation with distinct adaptors helps performance. By using distinct adaptors, the workflow allows specialization: the first adaptor focuses on reasoning, while the second specializes in synthesis, reducing the complexity burden on a single monolithic step. The positive result again highlights how the TAC formalism can help practitioners iterate and experiment with different

multi-adaptor cascade designs, which would be tedious otherwise.

Robustness to Semantic Constraints. Comparing performance on MGSM and the more constrained MGSM-SymPy task reveals a key advantage of the TAC framework’s robustness. As shown in Table 6, the best-performing TAC model sees a modest performance drop, from 82.2% on MGSM to 75.9% on MGSM-SymPy, when required to generate a valid symbolic expression.⁶ This contrasts sharply with the prompt-optimizing baseline (Table 2). The best DSPy configuration experiences a much more significant degradation, plummeting from 81.9% on MGSM to just 57.1% on MGSM-SymPy. The substantially smaller performance drop for TACS underscores the brittleness of discrete prompt optimization when faced with strict structural requirements. The TAC framework’s gradient-based adaptation within a typed system proves to be significantly more resilient, making it a more reliable paradigm for tasks demanding structural compliance.

5.6. Comparison of Amortized TACSTaR and (vanilla) TACSTaR

We study the effect of changing the training algorithm from TACSTaR to Amortized TACSTaR for **cot-cascade-structure** runs described in Section 5.4. The Amortized TACSTaR algorithm brings consistent improvement over vanilla TACSTaR on 3 tasks (Table 7). Notably, the gains are most

⁶Sample expressions generated under **expression-cascade-structure** are listed in Appendix I.

MGSM		MGSM-SymPy
cot-type-structure	cot-cascade-structure	expression-cascade-structure
80.4	82.2	75.9

Table 6 | Effects of different TAC designs on the MGSM dataset, demonstrating the impact of workflow structure on performance. The **cot-cascade-structure** (which decouples rationale generation from the final answer synthesis) outperforms the monolithic **cot-type-structure**. The **expression-cascade-structure** result shows strong performance on the more constrained MGSM-SymPy task.

Task	TACSTaR	Amortized TACSTaR
MGSM	82.2	82.4
FinQA	36.0	41.7
HotPotQA	32.0	34.0

Table 7 | Comparison between TACSTaR and Amortized TACSTaR on **cot-cascade-structure**.

substantial on FinQA (+5.7 points). This suggests that amortized inference is particularly valuable for complex tasks where the initial sampling or fixed rationalization heuristics struggle to find valid latent traces, allowing the model to learn a more effective inference strategy.

5.7. Does the model achieve high type compliance?

A core theoretical justification for the TACSTaR M-step (Section 4.1) is that optimizing the unnormalized likelihood drives the LM adaptors towards structural compliance, thereby minimizing the optimization bias. We empirically verify this by estimating the partition function \mathcal{Z}_θ — which represents the total probability mass the model assigns to type-compliant outputs (the Estimated Compliant Probability Mass, ECPM) — throughout training. We estimate $\log \mathcal{Z}_\theta$ on the validation sets of the MGSM benchmark during training of the **cot-cascade-structure** pattern on gemma-1.1-7b-it. We sample 100 generations of

entire traces without type-compliant masking per input with temperature = 1, top-p = 1, and top-k set to the vocabulary size.

We observe in Figure 4 that the model rapidly learns to comply with the type constraints. The average $\log \mathcal{Z}_\theta$ approaches -0.005 by epoch 9, corresponding to an ECPM of $\exp(-0.005) \approx 99.5\%$, and thus confirms that the degree of misspecification ($1 - \mathcal{Z}_\theta$) is negligible. Since $\log \mathcal{Z}_\theta$ is the difference between normalized and unnormalized likelihoods, the small magnitude suggests it is practical to do model selection with unnormalized likelihood directly, after a few epochs of training. Moreover, since the difference between unnormalized and normalized likelihood gradients is bounded by a multiplicative factor of $(1 - \mathcal{Z}_\theta)$ (Theorem 2), our empirical estimates imply that the difference is indeed small at the end of training, and TACSTaR M-step approaches the true MLE update.

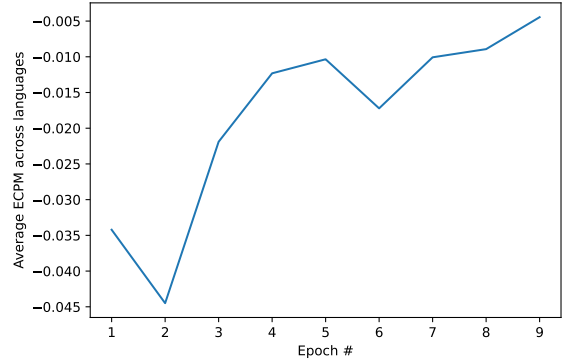


Figure 4 | Average estimate $\log \mathcal{Z}_\theta$ over validation set inputs versus # of TACSTaR epochs. Note that later epochs (as early as epoch 5) do not have samples from all languages, as some languages early-stopped.

6. Limitations and Future Work

While the Type-Compliant Adaptation Cascades (TACS) framework demonstrates significant advantages in adapting LLMs for structured workflows, several limitations point toward important directions for future research.

Tractability and Theoretical Assumptions. A primary limitation stems from the trade-off made for computational tractability in our training algorithms. Both TACSTaR and Amortized TACSTaR omit the gradient of the log-partition function ($\nabla_{\theta} \log \mathcal{Z}_{\theta}$) during the M-step (Section 4.1). While this approach is justified theoretically by Theorems 1 and 2 and validated empirically in the work (Section 5.7), this justification may no longer hold for more difficult problems, or if we further reduce the adaptors’ capacity. Future work could explore efficient methods for estimating or bounding the partition function gradient, or investigate advanced variational or contrastive training methods that relax the well-specified assumption.

Manual Workflow Design and Automated Synthesis. Currently, the structure of a TAC hypergraph — the definition of intermediate types and the connections between transformations — must be manually designed by the practitioner. While the declarative nature of TACS facilitates rapid iteration over different designs (as shown in Section 5.5), the framework does not yet support automatic structure discovery. This limitation presents a significant opportunity for automated workflow synthesis. Because a TAC hypergraph is itself a formally defined, typed object, it is feasible to develop higher-level models trained to generate the necessary TAC graph for a given task description. The foundational framework presented in this paper, which provides robust methods for adapting any given typed workflow via gradient-based optimization, is an essential prerequisite for enabling such a “generate-then-execute” paradigm.

Complexity and Latency of Type Constraints. The TAC framework relies on parse and canonicalize functions to bridge the gap between LLM-generated strings and structured objects. For the common syntactic types used in our experiments (e.g., lists, expression trees), the overhead of parsing is negligible compared to LLM inference latency. However, the framework supports arbitrarily complex validation logic within the parse function, including semantic checks that might involve external calls (e.g., to

a scoring model or validation API). While this enables stronger guarantees, complex semantic constraints could introduce significant latency, representing a trade-off that practitioners must navigate between execution speed and the strength of semantic guarantees.

Model and Task Generalizability. Following previous work [6] in the LM programming literature, we validated TACS across several reasoning-heavy benchmarks. On two model sizes (7B and 27B), we obtained significant gains over strong prompt-optimization baselines. We also demonstrated applicability beyond QA through domain-specific code generation (MGSM-SymPy). To further substantiate the framework’s generalizability, future work should expand evaluations to include a wider diversity of model architectures and broader task domains, such as creative tasks, interactive agents and multi-modal workflows, where the reliable, typed integration of LLMs and external tools is crucial. For example, TACS could provide a principled foundation for complex agentic systems, where we adapt models through unrolled tool-use feedback loops, with predictability guaranteed by the type-compliant nature of TACS. Another example is multimodal generation pipelines, where data of different modalities are processed and transformed in a trainable and programmatic workflow. We leave systematic exploration to future work.

7. Conclusion

We have presented Type-Compliant Adaptation Cascades (TACS), a novel probabilistic programming framework designed to empower ML practitioners to move beyond supervised LLM adaptation, and towards designing trainable workflows that adapt to data. Our findings demonstrate that TACS’ gradient-based learning paradigm is highly effective, consistently outperforming strong prompt-optimization baselines. This superiority is especially pronounced on complex tasks requiring structural compliance, where TACS’ ability to incorporate latent structures — such as reasoning rationales and refinement processes — proves critical. Moreover, we observed that incorporating

latent structures, particularly latent rationales and adapted refinement processes, significantly enhances performance on reasoning-intensive tasks compared to monolithic adaptation approaches. These experimental results underscore the versatility and efficacy of TACS as a scalable paradigm for adapting to complex, reasoning-heavy tasks, paving the way for future research in language model adaptation for complex tasks.

References

- [1] Omar Khattab, Keshav Santhanam, Xiang Lisa Li, David Hall, Percy Liang, Christopher Potts, and Matei Zaharia. Demonstrate-search-predict: Composing retrieval and language models for knowledge-intensive NLP. *arXiv preprint arXiv:2212.14024*, 2022.
- [2] Harrison Chase. LangChain, October 2022. URL <https://github.com/langchain-ai/langchain>.
- [3] Benjamin C. Pierce. *Types and Programming Languages*. MIT Press, 1 edition, February 2002. ISBN 0262162091. URL http://ropas.snu.ac.kr/~{k}wang/520/pierce_book.pdf.
- [4] Neil Houlsby, Andrei Giurgiu, Stanislaw Jastrzebski, Bruna Morrone, Quentin De Laroussilhe, Andrea Gesmundo, Mona Attariyan, and Sylvain Gelly. Parameter-efficient transfer learning for NLP. In Kamalika Chaudhuri and Ruslan Salakhutdinov, editors, *Proceedings of the 36th International Conference on Machine Learning*, volume 97 of *Proceedings of Machine Learning Research*, pages 2790–2799. PMLR, 09–15 Jun 2019. URL <https://proceedings.mlr.press/v97/houlsby19a.html>.
- [5] Edward J Hu, Yelong Shen, Phillip Wallis, Zeyuan Allen-Zhu, Yuanzhi Li, Shean Wang, Lu Wang, and Weizhu Chen. LoRA: Low-rank adaptation of large language models. In *ICLR*, 2022. URL <https://openreview.net/forum?id=nZeVKeeFYf9>.
- [6] Omar Khattab, Arnav Singhvi, Paridhi Maheshwari, Zhiyuan Zhang, Keshav Santhanam, Sri Vardhamanan, Saiful Haq, Ashutosh Sharma, Thomas T. Joshi, Hanna Moazam, Heather Miller, Matei Zaharia, and Christopher Potts. Dspy: Compiling declarative language model calls into self-improving pipelines. 2024.
- [7] Luca Beurer-Kellner, Marc Fischer, and Martin Vechev. Prompting is programming: A query language for large language models. *Proc. ACM Program. Lang.*, 7(PLDI), June 2023. doi: 10.1145/3591300. URL <https://doi.org/10.1145/3591300>.
- [8] Dilara Soylu, Christopher Potts, and Omar Khattab. Fine-tuning and prompt optimization: Two great steps that work better together. In Yaser Al-Onaizan, Mohit Bansal, and Yun-Nung Chen, editors, *Proceedings of the 2024 Conference on Empirical Methods in Natural Language Processing*, pages 10696–10710, Miami, Florida, USA, November 2024. Association for Computational Linguistics. doi: 10.18653/v1/2024.emnlp-main.597. URL <https://aclanthology.org/2024.emnlp-main.597/>.
- [9] Dustin Tran, Matthew D. Hoffman, Rif A. Saurous, Eugene Brevdo, Kevin Murphy, and David M. Blei. Deep probabilistic programming. In *International Conference on Learning Representations*, 2017.
- [10] Eli Bingham, Jonathan P. Chen, Martin Jankowiak, Fritz Obermeyer, Neeraj Pradhan, Theofanis Karaletsos, Rohit Singh, Paul A. Szerlip, Paul Horsfall, and Noah D. Goodman. Pyro: Deep universal probabilistic programming. *J. Mach. Learn. Res.*, 20:28:1–28:6, 2019. URL <http://jmlr.org/papers/v20/18-403.html>.
- [11] John D. Lafferty, Andrew McCallum, and Fernando C. N. Pereira. Conditional random fields: Probabilistic models for segmenting and labeling sequence data. In *Proceedings of the Eighteenth International Conference on Machine Learning*, ICML ’01, page 282–289, San Francisco, CA, USA, 2001. Morgan Kaufmann Publishers Inc. ISBN 1558607781.

- [12] David Belanger and Andrew McCallum. Structured prediction energy networks. In *Proceedings of the 33rd International Conference on International Conference on Machine Learning - Volume 48*, ICML'16, page 983–992. JMLR.org, 2016.
- [13] Jason Wei, Xuezhi Wang, Dale Schuurmans, Maarten Bosma, Ed Huai hsin Chi, F. Xia, Quoc Le, and Denny Zhou. Chain of thought prompting elicits reasoning in large language models. *ArXiv*, abs/2201.11903, 2022. URL <https://api.semanticscholar.org/CorpusID:246411621>.
- [14] Aman Madaan, Niket Tandon, Prakhar Gupta, Skyler Hallinan, Luyu Gao, Sarah Wiegrefe, Uri Alon, Nouha Dziri, Shrimai Prabhumoye, Yiming Yang, Shashank Gupta, Bodhisattwa Prasad Majumder, Katherine Hermann, Sean Welleck, Amir Yazdanbakhsh, and Peter Clark. Self-refine: Iterative refinement with self-feedback. In A. Oh, T. Naumann, A. Globerson, K. Saenko, M. Hardt, and S. Levine, editors, *Advances in Neural Information Processing Systems*, volume 36, pages 46534–46594. Curran Associates, Inc., 2023. URL https://proceedings.neurips.cc/paper_files/paper/2023/file/91edff07232fb1b55a505a9e9f6c0ff3-Paper-Conference.pdf.
- [15] Eric Zelikman, Yuhuai Wu, Jesse Mu, and Noah Goodman. Star: Bootstrapping reasoning with reasoning. In S. Koyejo, S. Mohamed, A. Agarwal, D. Belgrave, K. Cho, and A. Oh, editors, *Advances in Neural Information Processing Systems*, volume 35, pages 15476–15488. Curran Associates, Inc., 2022. URL https://proceedings.neurips.cc/paper_files/paper/2022/file/639a9a172c044fbb64175b5fad42e9a5-Paper-Conference.pdf.
- [16] Luong Trung, Xinbo Zhang, Zhanming Jie, Peng Sun, Xiaoran Jin, and Hang Li. ReFT: Reasoning with reinforced fine-tuning. In Lun-Wei Ku, Andre Martins, and Vivek Srikumar, editors, *Proceedings of the 62nd Annual Meeting of the Association for Computational Linguistics (Volume 1: Long Papers)*, pages 7601–7614, Bangkok, Thailand, August 2024. Association for Computational Linguistics. doi: 10.18653/v1/2024.acl-long.410. URL <https://aclanthology.org/2024.acl-long.410/>.
- [17] Gabriel Poesia, Alex Polozov, Vu Le, Ashish Tiwari, Gustavo Soares, Christopher Meek, and Sumit Gulwani. Synchromesh: Reliable code generation from pre-trained language models. In *International Conference on Learning Representations*, 2022. URL <https://openreview.net/forum?id=KmtVD97J43e>.
- [18] Saibo Geng, Martin Josifoski, Maxime Peyrard, and Robert West. Grammar-constrained decoding for structured NLP tasks without finetuning. In Houda Bouamor, Juan Pino, and Kalika Bali, editors, *Proceedings of the 2023 Conference on Empirical Methods in Natural Language Processing*, pages 10932–10952, Singapore, December 2023. Association for Computational Linguistics. doi: 10.18653/v1/2023.emnlp-main.674. URL <https://aclanthology.org/2023.emnlp-main.674/>.
- [19] Arya McCarthy, Hao Zhang, Shankar Kumar, Felix Stahlberg, and Ke Wu. Long-form speech translation through segmentation with finite-state decoding constraints on large language models. In Houda Bouamor, Juan Pino, and Kalika Bali, editors, *Findings of the Association for Computational Linguistics: EMNLP 2023*, pages 247–257, Singapore, December 2023. Association for Computational Linguistics. doi: 10.18653/v1/2023.findings-emnlp.19. URL <https://aclanthology.org/2023.findings-emnlp.19/>.
- [20] Luca Beurer-Kellner, Marc Fischer, and Martin Vechev. Guiding llms the right way: fast, non-invasive constrained generation. In *Proceedings of the 41st International Conference on Machine Learning*, ICML'24. JMLR.org, 2024.

- [21] Saibo Geng, Hudson Cooper, Michał Moskal, Samuel Jenkins, Julian Berman, Nathan Ranchin, Robert West, Eric Horvitz, and Harsha Nori. Generating structured outputs from language models: Benchmark and studies, 2025. URL <https://arxiv.org/abs/2501.10868>.
- [22] Xiang Lisa Li and Percy Liang. Prefix-tuning: Optimizing continuous prompts for generation. In Chengqing Zong, Fei Xia, Wenjie Li, and Roberto Navigli, editors, *Proceedings of the 59th Annual Meeting of the Association for Computational Linguistics and the 11th International Joint Conference on Natural Language Processing (Volume 1: Long Papers)*, pages 4582–4597, Online, August 2021. Association for Computational Linguistics. doi: 10.18653/v1/2021.acl-long.353. URL <https://aclanthology.org/2021.acl-long.353/>.
- [23] Brian Lester, Rami Al-Rfou, and Noah Constant. The power of scale for parameter-efficient prompt tuning. In Marie-Francine Moens, Xuanjing Huang, Lucia Specia, and Scott Wen-tau Yih, editors, *Proceedings of the 2021 Conference on Empirical Methods in Natural Language Processing*, pages 3045–3059, Online and Punta Cana, Dominican Republic, November 2021. Association for Computational Linguistics. doi: 10.18653/v1/2021.emnlp-main.243. URL <https://aclanthology.org/2021.emnlp-main.243/>.
- [24] Xiao Liu, Kaixuan Ji, Yicheng Fu, Weng Tam, Zhengxiao Du, Zhilin Yang, and Jie Tang. P-tuning: Prompt tuning can be comparable to fine-tuning across scales and tasks. In Smaranda Muresan, Preslav Nakov, and Aline Villavicencio, editors, *Proceedings of the 60th Annual Meeting of the Association for Computational Linguistics (Volume 2: Short Papers)*, pages 61–68, Dublin, Ireland, May 2022. Association for Computational Linguistics. doi: 10.18653/v1/2022.acl-short.8. URL <https://aclanthology.org/2022.acl-short.8/>.
- [25] Shay B. Cohen, Carlos Gómez-Rodríguez, and G. Satta. Elimination of spurious ambiguity in transition-based dependency parsing. *ArXiv*, abs/1206.6735, 2012. URL <https://api.semanticscholar.org/CorpusID:15438603>.
- [26] David Dohan, Winnie Xu, Aitor Lewkowycz, Jacob Austin, David Bieber, Raphael Gontijo Lopes, Yuhuai Wu, Henryk Michalewski, Rif A. Saurous, Jascha Sohl-dickstein, Kevin Murphy, and Charles Sutton. Language model cascades, 2022. URL <https://arxiv.org/abs/2207.10342>.
- [27] Greg C. G. Wei and Martin A. Tanner. A monte carlo implementation of the em algorithm and the poor man’s data augmentation algorithms. *Journal of the American Statistical Association*, 85:699–704, 1990. URL <https://api.semanticscholar.org/CorpusID:123027134>.
- [28] Daniel Ritchie, Paul Guerrero, R. Kenny Jones, Niloy J. Mitra, Adriana Schulz, Karl D. D. Willis, and Jiajun Wu. Neurosymbolic models for computer graphics. *Computer Graphics Forum*, 42(2): 545–568, 2023. doi: <https://doi.org/10.1111/cgf.14775>. URL <https://onlinelibrary.wiley.com/doi/abs/10.1111/cgf.14775>.
- [29] Ian Goodfellow, Yoshua Bengio, and Aaron Courville. *Deep Learning*, chapter 18. MIT Press, 2016. <http://www.deeplearningbook.org>.
- [30] Ronald J. Williams. Simple statistical gradient-following algorithms for connectionist reinforcement learning. *Mach. Learn.*, 8(3–4):229–256, May 1992. ISSN 0885-6125. doi: 10.1007/BF00992696. URL <https://doi.org/10.1007/BF00992696>.
- [31] John Schulman, Filip Wolski, Prafulla Dhariwal, Alec Radford, and Oleg Klimov. Proximal policy optimization algorithms, 2017. URL <https://arxiv.org/abs/1707.06347>.

- [32] Vijay Konda and John Tsitsiklis. Actor-critic algorithms. In S. Solla, T. Leen, and K. Müller, editors, *Advances in Neural Information Processing Systems*, volume 12. MIT Press, 1999. URL https://proceedings.neurips.cc/paper_files/paper/1999/file/6449f44a102fde848669bdd9eb6b76fa-Paper.pdf.
- [33] Diederik P. Kingma and Max Welling. Auto-Encoding Variational Bayes. In *2nd International Conference on Learning Representations, ICLR 2014, Banff, AB, Canada, April 14-16, 2014, Conference Track Proceedings*, 2014.
- [34] Andriy Mnih and Karol Gregor. Neural variational inference and learning in belief networks. In Eric P. Xing and Tony Jebara, editors, *Proceedings of the 31st International Conference on Machine Learning*, volume 32 of *Proceedings of Machine Learning Research*, pages 1791–1799, Beijing, China, 22–24 Jun 2014. PMLR. URL <https://proceedings.mlr.press/v32/mnih14.html>.
- [35] Eric Veach and Leonidas J. Guibas. Optimally combining sampling techniques for monte carlo rendering. In *Proceedings of the 22nd Annual Conference on Computer Graphics and Interactive Techniques*, SIGGRAPH ’95, page 419–428, New York, NY, USA, 1995. Association for Computing Machinery. ISBN 0897917014. doi: 10.1145/218380.218498. URL <https://doi.org/10.1145/218380.218498>.
- [36] Jörg Bornschein and Yoshua Bengio. Reweighted wake-sleep. *CoRR*, abs/1406.2751, 2014. URL <https://api.semanticscholar.org/CorpusID:10872458>.
- [37] Chu-Cheng Lin and Jason Eisner. Neural particle smoothing for sampling from conditional sequence models. In Marilyn Walker, Heng Ji, and Amanda Stent, editors, *Proceedings of the 2018 Conference of the North American Chapter of the Association for Computational Linguistics: Human Language Technologies, Volume 1 (Long Papers)*, pages 929–941, New Orleans, Louisiana, June 2018. Association for Computational Linguistics. doi: 10.18653/v1/N18-1085. URL <https://aclanthology.org/N18-1085/>.
- [38] Freda Shi, Mirac Suzgun, Markus Freitag, Xuezhi Wang, Suraj Srivats, Soroush Vosoughi, Hyung Won Chung, Yi Tay, Sebastian Ruder, Denny Zhou, Dipanjan Das, and Jason Wei. Language models are multilingual chain-of-thought reasoners. In *ICLR*, 2023.
- [39] Zhiyu Chen, Wenhua Chen, Charese Smiley, Sameena Shah, Iana Borova, Dylan Langdon, Reema Moussa, Matt Beane, Ting-Hao Huang, Bryan Routledge, and William Yang Wang. FinQA: A dataset of numerical reasoning over financial data. In Marie-Francine Moens, Xuanjing Huang, Lucia Specia, and Scott Wen-tau Yih, editors, *Proceedings of the 2021 Conference on Empirical Methods in Natural Language Processing*, pages 3697–3711, Online and Punta Cana, Dominican Republic, November 2021. Association for Computational Linguistics. doi: 10.18653/v1/2021.emnlp-main.300. URL <https://aclanthology.org/2021.emnlp-main.300>.
- [40] Zhilin Yang, Peng Qi, Saizheng Zhang, Yoshua Bengio, William Cohen, Ruslan Salakhutdinov, and Christopher D. Manning. HotpotQA: A dataset for diverse, explainable multi-hop question answering. In Ellen Riloff, David Chiang, Julia Hockenmaier, and Jun’ichi Tsujii, editors, *Proceedings of the 2018 Conference on Empirical Methods in Natural Language Processing*, pages 2369–2380, Brussels, Belgium, October-November 2018. Association for Computational Linguistics. doi: 10.18653/v1/D18-1259. URL <https://aclanthology.org/D18-1259/>.
- [41] Gemma Team, Morgane Riviere, Shreya Pathak, Pier Giuseppe Sessa, Cassidy Hardin, Surya Bhupatiraju, Léonard Hussenot, Thomas Mesnard, Bobak Shahriari, Alexandre Ramé, Johan Ferret, Peter Liu, Pouya Tafti, Abe Friesen, Michelle Casbon, Sabela Ramos, Ravin Kumar, Charline Le Lan, Sammy Jerome, Anton Tsitsulin, Nino Vieillard, Piotr Stanczyk, Sertan Girgin,

- Nikola Momchev, Matt Hoffman, Shantanu Thakoor, Jean-Bastien Grill, Behnam Neyshabur, Olivier Bachem, Alanna Walton, Aliaksei Severyn, Alicia Parrish, Aliya Ahmad, Allen Hutchison, Alvin Abdagic, Amanda Carl, Amy Shen, Andy Brock, Andy Coenen, Anthony Laforge, Antonia Paterson, Ben Bastian, Bilal Piot, Bo Wu, Brandon Royal, Charlie Chen, Chintu Kumar, Chris Perry, Chris Welty, Christopher A. Choquette-Choo, Danila Sinopalnikov, David Weinberger, Dimple Vijaykumar, Dominika Rogozińska, Dustin Herbison, Elisa Bandy, Emma Wang, Eric Noland, Erica Moreira, Evan Senter, Evgenii Eltyshev, Francesco Visin, Gabriel Rasskin, Gary Wei, Glenn Cameron, Gus Martins, Hadi Hashemi, Hanna Klimczak-Plucińska, Harleen Batra, Harsh Dhand, Ivan Nardini, Jacinda Mein, Jack Zhou, James Svensson, Jeff Stanway, Jetha Chan, Jin Peng Zhou, Joana Carrasqueira, Joana Iljazi, Jocelyn Becker, Joe Fernandez, Joost van Amersfoort, Josh Gordon, Josh Lipschultz, Josh Newlan, Ju yeong Ji, Kareem Mohamed, Kartikeya Badola, Kat Black, Katie Millican, Keelin McDonell, Kelvin Nguyen, Kiranbir Sodhia, Kish Greene, Lars Lowe Sjoesund, Lauren Usui, Laurent Sifre, Lena Heuermann, Leticia Lago, Lilly McNealus, Livio Baldini Soares, Logan Kilpatrick, Lucas Dixon, Luciano Martins, Machel Reid, Manvinder Singh, Mark Iverson, Martin Görner, Mat Velloso, Mateo Wirth, Matt Davidow, Matt Miller, Matthew Rahtz, Matthew Watson, Meg Risdal, Mehran Kazemi, Michael Moynihan, Ming Zhang, Minsuk Kahng, Minwoo Park, Mofi Rahman, Mohit Khatwani, Natalie Dao, Nenshad Bardoliwalla, Nesh Devanathan, Neta Dumai, Nilay Chauhan, Oscar Wahltinez, Pankil Botarda, Parker Barnes, Paul Barham, Paul Michel, Pengchong Jin, Petko Georgiev, Phil Culliton, Pradeep Kuppala, Ramona Comanescu, Ramona Merhej, Reena Jana, Reza Ardeshtir Rokni, Rishabh Agarwal, Ryan Mullins, Samaneh Saadat, Sara Mc Carthy, Sarah Cogan, Sarah Perrin, Sébastien M. R. Arnold, Sebastian Krause, Shengyang Dai, Shruti Garg, Shruti Sheth, Sue Ronstrom, Susan Chan, Timothy Jordan, Ting Yu, Tom Eccles, Tom Hennigan, Tomas Kocisky, Tulsee Doshi, Vihan Jain, Vikas Yadav, Vilobh Meshram, Vishal Dharmadhikari, Warren Barkley, Wei Wei, Wenming Ye, Woohyun Han, Woosuk Kwon, Xiang Xu, Zhe Shen, Zhitao Gong, Zichuan Wei, Victor Cotruta, Phoebe Kirk, Anand Rao, Minh Giang, Ludovic Peran, Tris Warkentin, Eli Collins, Joelle Barral, Zoubin Ghahramani, Raia Hadsell, D. Sculley, Jeanine Banks, Anca Dragan, Slav Petrov, Oriol Vinyals, Jeff Dean, Demis Hassabis, Koray Kavukcuoglu, Clement Farabet, Elena Buchatskaya, Sebastian Borgeaud, Noah Fiedel, Armand Joulin, Kathleen Kenealy, Robert Dadashi, and Alek Andreev. Gemma 2: Improving open language models at a practical size, 2024. URL <https://arxiv.org/abs/2408.00118>.
- [42] Krista Opsahl-Ong, Michael J Ryan, Josh Purtell, David Broman, Christopher Potts, Matei Zaharia, and Omar Khattab. Optimizing instructions and demonstrations for multi-stage language model programs. In Yaser Al-Onaizan, Mohit Bansal, and Yun-Nung Chen, editors, *Proceedings of the 2024 Conference on Empirical Methods in Natural Language Processing*, pages 9340–9366, Miami, Florida, USA, November 2024. Association for Computational Linguistics. doi: 10.18653/v1/2024.emnlp-main.525. URL <https://aclanthology.org/2024.emnlp-main.525/>.
- [43] Zayne Sprague, Fangcong Yin, Juan Diego Rodriguez, Dongwei Jiang, Manya Wadhwa, Prasann Singhal, Xinyu Zhao, Xi Ye, Kyle Mahowald, and Greg Durrett. To cot or not to cot? chain-of-thought helps mainly on math and symbolic reasoning, 2024. URL <https://arxiv.org/abs/2409.12183>.
- [44] Diederik P Kingma and Jimmy Ba. Adam: A method for stochastic optimization. *arXiv preprint arXiv:1412.6980*, 2014.
- [45] Ari Holtzman, Jan Buys, Li Du, Maxwell Forbes, and Yejin Choi. The curious case of neural text degeneration. In *ICLR*. OpenReview.net, 2020. URL <http://dblp.uni-trier.de/db/conf/iclr/iclr2020.html#HoltzmanBDFC20>.

A. Algorithms

A.1. Forward and Backward

Algorithm 1 (forward) executes the probabilistic program represented by a TAC $C = (\mathbf{Z}, \mathbf{E})$. Starting from a given input node value \mathbf{z}_1^* , the algorithm traverses the hypergraph following a topological order, and terminates when all edges $\in \mathbf{Z}$ have been visited. forward takes C and \mathbf{z}_1^* as input arguments. forward also takes the following as arguments:

- sampler configuration κ for different sampling techniques, e.g., varying temperature, nucleus, and top- k sampling
- maximum number of sampling attempts

Algorithm 1 TAC Forward Algorithm (forward)

Input: TAC cascade $C = (\mathbf{Z}, \mathbf{E})$ where $\mathbf{Z} = \{\mathbf{z}_1 \dots \mathbf{z}_M\}$ and $\mathbf{E} = \{\mathbf{e}_1 \dots \mathbf{e}_K\}$, input object: \mathbf{z}_1^* , sampler configuration κ , N_{\max} for maximum number of sampling attempts.

Output: Sampled values $(\mathbf{z}_2^*, \dots, \mathbf{z}_M^*)$.

```

1: Determine a topological ordering of edges in  $\mathbf{E}$ . Let the sorted hyperedges be  $e'_1 \dots e'_K$ .
2:  $\mathbf{Z}_{\text{already\_sampled}}^* \leftarrow \{\mathbf{z}_1^*\}$ .
3: for  $k \in [1..K]$  do
4:   Assert the source nodes of  $e'_k$  is a subset of  $\mathbf{Z}_{\text{already\_sampled}}^*$ .
5:   if  $e'_k = (\tau_i, \tau_o, \theta)$  is a type-constrained LM adaptor then
6:     # type-constrained LM adaptors have a single source node and a single target node.
7:      $\mathbf{x} \leftarrow$  canonicalized representation of  $e'_k$ 's source node.
8:     while number of attempts  $\leq N_{\max}$  do
9:       Try draw  $y \sim p_{LM}(\cdot \mid \mathbf{x}; \theta, \kappa)$ 
10:      if  $\text{parse}(y, \tau_o) \neq \text{error}$  then
11:         $t \leftarrow$  index of  $e'_k$ 's target node.
12:         $\mathbf{z}_t^* \leftarrow y$ 
13:         $\mathbf{Z}_{\text{already\_sampled}}^* \leftarrow \mathbf{Z}_{\text{already\_sampled}}^* \cup \{\mathbf{z}_t^*\}$ 
14:        break
15:      end if
16:    end while
17:   else if  $e'_k$  is a deterministic algorithm  $f$  then
18:     # In this work we assume  $f$ 's inputs and outputs are sorted by node index in  $C$ .
19:      $\mathbf{O}_{f\text{input}} \leftarrow$  parsed objects of  $e'_k$ 's source nodes, sorted by node index.
20:      $\mathbf{O}_{f\text{output}} \leftarrow f(\mathbf{O}_{f\text{input}})$ 
21:      $\mathbf{Z}_{f\text{output}}^* \leftarrow$  canonicalized representations of objects  $\in \mathbf{O}_{f\text{output}}$ , sorted by node index.
22:      $\mathbf{Z}_{\text{already\_sampled}}^* \leftarrow \mathbf{Z}_{\text{already\_sampled}}^* \cup \mathbf{Z}_{f\text{output}}^*$ 
23:   end if
24: end for
25: return  $\mathbf{Z}_{\text{already\_sampled}}^* - \{\mathbf{z}_1^*\}$ .

```

Algorithm 2 (backward) takes as input (C, \mathbf{Z}^*) , where $C = (\mathbf{Z}, \mathbf{E})$ where $\mathbf{E} = (e_1 \dots e_K)$ is a TAC, and \mathbf{Z}^* are value assignments of \mathbf{Z} . We assume the log probability $p_{LM}(y \mid \mathbf{x}; \theta_k)$ is auto-differentiable with regard to all adaptor hyperedges in a TAC. Algorithm 2 returns unnormalized log joint probabilities of \mathbf{Z}^* under C : $\log \tilde{p}_\theta(\mathbf{Z}^*)$, the per-node generation log probabilities $(\log p_\theta(z_2 \mid \cdot) \dots \log p_\theta(z_M \mid \cdot))$, and also gradients of LM adaptors: $\nabla_{\theta_k} \log \tilde{p}_\theta(\mathbf{Z}^*)$ for adaptor hyperedges' indices k . We note that backward is easily parallelizable: all adaptor edges can be processed at the same time.

Algorithm 2 TAC Backward Algorithm (backward)**Input:** $C = (\mathbf{Z}, \mathbf{E})$ and sample $\mathbf{Z}^* = \{\mathbf{z}_1^*, \mathbf{z}_2^*, \dots, \mathbf{z}_M^*\}$ **Output:** $(\log \tilde{p}_\theta(\mathbf{Z}^*), (\log p_\theta(z_2 | \cdot) \dots \log p_\theta(z_M | \cdot)), \{\nabla_{\theta_k} \log \tilde{p}_\theta(\mathbf{Z}^*) | e_k \in \mathbf{E} \text{ is an adaptor hyperedge}\})$

- 1: Initialize log-probability accumulator $\mathcal{L} \leftarrow 0$.
- 2: **for** each LM adaptor hyperedge $e_k = (\tau_i, \tau_o, \theta_k)$ **do**
- 3: Let $\mathbf{z}_i^* \in \mathbf{Z}^*$, $\mathbf{z}_o^* \in \mathbf{Z}^*$ be the sample value of e_k 's input and output nodes \mathbf{z}_i and \mathbf{z}_o respectively.
- 4: $(\ell, \mathbf{g}_k) \leftarrow \text{peft_backward}(\log p_{LM}(\mathbf{z}_o^* | \text{canonicalize}(\text{parse}(\mathbf{z}_i^*)); \theta); \theta)$.
- 5: $\mathcal{L} \leftarrow \mathcal{L} + \ell$
- 6: keep track of ℓ by its node index.
- 7: **end for**
- 8: **# For nodes from deterministic hyperedges, set log prob to 0 as they have no learnable parameters.**
- 9: **return** $(\mathcal{L}, (\log p_\theta(z_2 | \cdot) \dots \log p_\theta(z_M | \cdot)), \{\mathbf{g}_k | e_k \in \mathbf{E} \text{ is an adaptor hyperedge}\})$.

A.2. TACSTaR

The TACSTaR algorithm (Algorithm 3) takes as input $(C, \{x_i^*, y_i^* | i \in [1..\mathcal{D}_{\text{train}}]\})$, where C is the TAC to train, and $\{(x_i^*, y_i^*) | i \in [1..\mathcal{D}_{\text{train}}]\}$ is the training dataset. As we described in Section 4.1, TACSTaR uses a ‘fallback TAC’ heuristics in hope to obtain a sample when the forward algorithm fails.

Building Fallback TAC. Given a TAC $C = (\mathbf{Z}, \mathbf{E})$ with input node and output node typed τ_i and τ_o respectively, we build its fallback TAC $C_{\text{fallback}} = (\mathbf{Z}', \mathbf{E}')$ (denoted as the function `build_fallback` in Algorithm 3) as follows:

- The input node of C_{fallback} : \mathbf{z}'_1 is of the product type $\tau_{io} = \tau_i \times \tau_o$, representing a data container that holds one object of type τ_i and another object of type τ_o .
- All other nodes $\in \mathbf{Z}$ have their counterpart nodes in \mathbf{Z}' (with the same types and indices).
- We copy each hyperedge $e \in \mathbf{E}$ over to \mathbf{E}' , connecting nodes with the same indices. In the case that e is a deterministic algorithm hyperedge, and has \mathbf{z}_1 as one of its source nodes, we modify the counterpart hyperedge e' to have a deterministic algorithm that first extracts the original object $\text{parse}(\mathbf{z}_1)$ from $\text{parse}(\mathbf{z}'_1)$, and then pass $\text{parse}(\mathbf{z}_1)$ to the original algorithm as input.

Adaptors in C_{fallback} use no-op weights, falling back to the behavior of the base model. We denote such no-op weights as θ_0 . For example, Figure 6 is the C_{fallback} for Figure 3a.

A.3. Amortized TACSTaR

The Amortized TACSTaR algorithm (Algorithm 4) builds upon Algorithm 3 to introduce an inference network TAC. While C_{fallback} used fixed no-op weights that behave identical to the base language model, Amortized TACSTaR leverages an inference network TAC C' with trainable parameters.

Building the inference network C' . Given a TAC $C = (\mathbf{Z}, \mathbf{E})$ with input node and output node typed τ_i and τ_o respectively, we build the adaptive fallback TAC $C' = (\mathbf{Z}', \mathbf{E}')$ (denoted as the function `build_infer_net` in Algorithm 4). At a high level, every adaptor hyperedge that generates latent variables in C is mapped into a counterpart in C' that also depends on both observed a τ_i -typed input and a τ_o -typed output, now encoded as \mathbf{z}'_1 , typed τ_{io} . Specifically we build C' with the following procedure:

Algorithm 3 TACSTaR Training Algorithm

Input: Training pairs $\mathcal{D}_{\text{train}} = \{(x_i^*, y_i^*) \mid i \in [1..|\mathcal{D}_{\text{train}}|]\}$, TAC C , sampler configuration κ .

```

1:  $C_{\text{fallback}} \leftarrow \text{build\_fallback}(C)$ 
2: for epoch in  $[1..\text{num\_epochs}]$  do
3:    $S \leftarrow \{\}$  # Successful samples
4:   for training pair  $(x^*, y^*) \in \mathcal{D}_{\text{train}}$  do
5:      $\mathbf{z}_1^* \leftarrow \text{canonicalize}(x^*)$ 
6:     # E-step (Sampling Latent Variables):
7:      $(\hat{\mathbf{z}}_2 \dots \hat{\mathbf{z}}_M) \leftarrow \text{Forward}(C, \mathbf{z}_1^*)$ .
8:     # Filtering (Validity Check):
9:     Initialize  $\text{error\_flag} \leftarrow \text{false}$ .
10:    Set  $\text{error\_flag} \leftarrow \text{true}$  if errors in E-step or  $\text{parse}(\hat{\mathbf{z}}_2) \neq y^*$ .
11:    # Heuristics Fallback (Addressing Forward Failure):
12:    if  $\text{error\_flag}$  is true then
13:       $\mathbf{z}_1'^* \leftarrow \text{canonicalize}((x^*, y^*))$ 
14:       $(\hat{\mathbf{z}}_2' \dots \hat{\mathbf{z}}_M') \leftarrow \text{forward}(C_{\text{fallback}}, \mathbf{z}_1'^*)[0]$ .
15:      if no error was raised and  $\text{parse}(\hat{\mathbf{z}}_2') = y^*$  then
16:         $(\hat{\mathbf{z}}_2 \dots \hat{\mathbf{z}}_M) \leftarrow (\hat{\mathbf{z}}_2' \dots \hat{\mathbf{z}}_M')$ 
17:        Set  $\text{error\_flag} \leftarrow \text{false}$ .
18:      end if
19:    end if
20:    if  $\text{error\_flag}$  is false then
21:       $S \leftarrow S \cup \{(\mathbf{z}_1^*, \hat{\mathbf{z}}_2 \dots \hat{\mathbf{z}}_M)\}$ 
22:    end if
23:  end for
24:  # M-step (Parameter Update):
25:  for  $(\mathbf{z}_1^*, \hat{\mathbf{z}}_2 \dots \hat{\mathbf{z}}_M) \in S$  do
26:     $\mathbf{G} \leftarrow \text{backward}(C, (\mathbf{z}_1^*, \hat{\mathbf{z}}_2 \dots \hat{\mathbf{z}}_M))[2]$ 
27:     $\text{optimize}(C, \mathbf{G})$ 
28:  end for
29: end for

```

- The input node of C' : \mathbf{z}_1' is of the product type $\tau_{io} = \tau_i \times \tau_o$, as with build_fallback .
- All nodes $\in \mathbf{Z}$ have their counterpart nodes in \mathbf{Z}' (with the same types and indices), except for $\{\mathbf{z}_1, \mathbf{z}_2\}$.⁷
- For each hyperedge $e \in \mathbf{E}$,
 - In the case that e is a deterministic algorithm hyperedge, and has \mathbf{z}_1 as one of its source nodes, we add a counterpart hyperedge e' that connect counterpart nodes in \mathbf{Z}' , with its deterministic algorithm modified to typecheck, as build_fallback .
 - Otherwise, e is an adaptor hyperedge. Denoting its source node as \mathbf{z}_s and target node as \mathbf{z}_t :
 - * If $\mathbf{z}_t = \mathbf{z}_2$, we continue since \mathbf{z}_t has no counterpart C' .
 - * If $\mathbf{z}_s = \mathbf{z}_1$ and $\mathbf{z}_t \neq \mathbf{z}_2$, we add a counterpart hyperedge $e' = (\tau_s, \tau_t, \theta_{\text{new}})$ connecting counterpart nodes \mathbf{z}_s' and \mathbf{z}_t' . θ_{new} indicates the parameter vector of a new LM adaptor.
 - * Otherwise, $\mathbf{z}_s \neq \mathbf{z}_1$ and $\mathbf{z}_t \neq \mathbf{z}_2$. In this case, we create e' to be an adaptor that is conditioned on both \mathbf{z}_s' and \mathbf{z}_1' . To achieve this goal, we introduce into C' a helper node \mathbf{z}_s'' typed $\tau_{ios} = \tau_i \times \tau_o \times \tau_s$, and a helper hyperedge e'' that has source nodes $\{\mathbf{z}_1', \mathbf{z}_s'\}$,

⁷We arbitrarily designate a node $\in \mathbf{Z}'$ that does not have an outgoing hyperedge as the output node for syntactic conformity.

and target node $\{z_s''\}$. e'' is a deterministic edge that combines values in z_1' and z_s' into the 3-object container z_s'' . Finally, we add e' that connects z_s'' to t as the adaptor transformation $(\tau_{ios}, \tau_t, \theta_{new})$, where θ_{new} again indicates the parameter vector of a new LM adaptor.

Adaptors in C' are new adaptors. And we train C alternately with C' in Algorithm 4. The algorithm to train C' is listed in Algorithm 5.

Algorithm 4 Amortized TACSTaR Training Algorithm

Input: Training pairs $\mathcal{D}_{train} = \{(x_i^*, y_i^*) \mid i \in [1..|\mathcal{D}_{train}|]\}$, TAC C , sampler configuration κ .

```

1:  $C' \leftarrow \text{build\_infer\_net}(C)$ 
2: for epoch in  $[1..\text{num\_epochs}]$  do
3:    $S \leftarrow \{\}$  # Successful samples
4:   for training pair  $(x^*, y^*) \in \mathcal{D}_{train}$  do
5:      $z_1^* \leftarrow \text{canonicalize}(x^*)$ 
6:     # E-step (Sampling Latent Variables):
7:      $(\hat{z}_2 \dots \hat{z}_M) \leftarrow \text{Forward}(C, z_1^*)$ .
8:     # Filtering (Validity Check):
9:     Initialize  $\text{error\_flag} \leftarrow \text{false}$ .
10:    Set  $\text{error\_flag} \leftarrow \text{true}$  if errors in E-step or  $\text{parse}(\hat{z}_2) \neq y^*$ .
11:    # Heuristics Fallback (Addressing Forward Failure):
12:    if  $\text{error\_flag}$  is true then
13:       $z_1'^* \leftarrow \text{canonicalize}((x^*, y^*))$ 
14:       $(\hat{z}_2' \dots \hat{z}_M') \leftarrow \text{forward}(C_{\text{fallback}}, z_1'^*)[0]$ .
15:      if no error was raised and  $\text{parse}(\hat{z}_2') = y^*$  then
16:         $(\hat{z}_2 \dots \hat{z}_M) \leftarrow (\hat{z}_2' \dots \hat{z}_M')$ 
17:        Set  $\text{error\_flag} \leftarrow \text{false}$ .
18:      end if
19:    end if
20:    if  $\text{error\_flag}$  is true then
21:       $(\hat{z}_3 \dots \hat{z}_M) \leftarrow \text{forward}(C', z_1^*)[0]$ 
22:      Set  $\text{error\_flag} \leftarrow \text{false}$  if no errors in previous step.
23:    end if
24:    if  $\text{error\_flag}$  is false then
25:       $S \leftarrow S \cup \{(z_1^*, z_2^*, \hat{z}_3, \dots, \hat{z}_M)\}$ 
26:    end if
27:  end for
28:  # M-step (Parameter Update):
29:  for  $(z_1^*, \hat{z}_2 \dots \hat{z}_M) \in S$  do
30:     $G \leftarrow \text{backward}(C, (z_1^*, \hat{z}_2 \dots \hat{z}_M))[2]$ 
31:     $\text{optimize}(C, G)$ 
32:  end for
33:   $C' \leftarrow \text{update inference network } C' \text{ (Appendix A.4)}.$ 
34: end for
```

A.4. Updating C'

We train the inference network C' to better approximate the posterior distribution defined by C alternately (Section 4.2). In other words, we update adaptor parameters in C' so that sampled latent vari-

ables of C' ($\hat{\mathbf{z}}_3, \dots, \hat{\mathbf{z}}_M$) obtained using $\text{forward}(C', \text{canonicalize}(x^*), \kappa)$ follow the normalized distributions under C (obtained using $\text{backward}(C, (\text{canonicalize}(x^*), \text{canonicalize}(y^*), \hat{\mathbf{z}}_3, \dots, \hat{\mathbf{z}}_M))$). To promote diversity of samples, we additionally obtain samples from C_{fallback} (Appendix A.2). Let $\mathbf{Z} = (\mathbf{z}_3^*, \dots, \mathbf{z}_M^*)$ be a sample out of G collected samples $(\mathbf{Z}^{(1)}, \dots, \mathbf{Z}^{(G)})$ from C_{fallback} and C' . We approximate the posterior probability of \mathbf{Z} under C , conditioning on $\mathbf{z}_1^* = \text{canonicalize}(x^*)$, $\mathbf{z}_2^* = \text{canonicalize}(y^*)$ under the balance heuristic [35] as

$$\hat{p}_{\text{posterior}}(\mathbf{Z}) \propto \frac{(N_{\text{fallback}} + N_{\text{infer}}) \tilde{p}_{\text{model}}}{N_{\text{fallback}} p_{\text{fallback}} + N_{\text{infer}} p_{\text{infer}}}, \quad (6)$$

where $\tilde{p}_{\text{model}} = \tilde{p}_C(\mathbf{z}_1^*, \mathbf{z}_2^*, \mathbf{z}_3^*, \dots, \mathbf{z}_M^*)$, $p_{\text{fallback}} = \prod_{m=3}^M p_{LM}(\mathbf{z}_m^* \mid \mathbf{z}_m^*$'s source node; θ_0), and $p_{\text{infer}} = \prod_{m=3}^M p_{LM}(\mathbf{z}_m^* \mid \mathbf{z}_m^*$'s source node; θ_{new}). These values are all obtained using the backward algorithm.⁸ We denote the number of samples attempted (including errors) on $C_{\text{fallback}} = N_{\text{fallback}}$, the number of samples attempted (including errors) on $C' = N_{\text{infer}}$. $\hat{p}_{\text{posterior}}$ is normalized over the mixture so that $\sum_{g=1}^G \hat{p}_{\text{posterior}}(\mathbf{Z}^{(g)}) = 1$.

Algorithm 5 updates adaptors in C' to bring its unnormalized distribution closer to Equation (6). Since the self-normalized approximation of the posterior distribution is consistent but biased, we require minimum numbers of samples from C' and C_{fallback} .

B. Formal Statements and Proofs Regarding Type Compliance

Well-specifiedness. Let $C = (\mathbf{Z}, \mathbf{E})$. We define well-specifiedness for TAC: we say $\theta = \{\theta_1 \dots \theta_K\}$ is well-specified if for every LM adaptor $e_k = (\tau_i, \tau_o, \theta_k) \in \mathbf{E}$ and for every valid canonicalized string x of type τ_i , the LM distribution p_{LM} only has support over valid outputs of type τ_o . Formally, \forall valid x , $\sum_{y \in \mathcal{D}_{\text{valid}}(\tau_o)} p_{LM}(y \mid x; \theta_k) = 1$ iff θ is well-specified.

We first prove that hyperedges are locally normalized (*i.e.*, the partition function is 1) when θ is well-specified:

Lemma 1. *If θ is well-specified, then for any hyperedge $e_k \in \mathbf{E}$ and any valid assignment x to its source nodes, the local partition function $Z_k = 1$.*

Proof. e_k is either an LM adaptor or a deterministic algorithm:

- If e_k is an LM adaptor, $Z_k = \sum_y \tilde{p}_\theta(y \mid x; e_k) = \sum_{y \in \text{valid}(\tau_o)} p_{LM}(y \mid x; \theta_k) = 1$.
- If e_k is a deterministic algorithm, by Equation (2) $Z_k = \sum_y \tilde{p}(y \mid x; e_k) = \tilde{p}(\text{canon}(f(\text{parse}(x, \tau_i)))) + 0 = 1 + 0 = 1$.

□

We then use induction based on the TAC's topological structure.

Lemma 2. *Let θ be a well-specified parameter vector for TAC $C = (\mathbf{Z}, \mathbf{E})$. The conditional partition function $Z_\theta(\mathbf{z}_1) = 1$.*

Proof. We use induction on the number of nodes k , following the topological sort $\mathbf{z}_1, \dots, \mathbf{z}_M$. For clarity, here we abuse the subscript notation for topological order, and therefore \mathbf{z}_M (instead of \mathbf{z}_2) is the output.

⁸backward algorithm as presented in this work computes both gradients and probabilities. In our implementation we do not compute gradients when they are not needed; but we omit this subtlety in Algorithm 2.

Algorithm 5 update_infer_net

Input: Training pair (x^*, y^*) , model $\text{TAC } C$, sampler configuration κ , inference network C' , non-adaptive fallback C_{fallback} , number of samples from C_{fallback} : G_{fallback} , number of samples from C' : G_{infer} .

- 1: $\mathbf{z}'_1 \leftarrow \text{canonicalize}((x^*, y^*))$, $\mathbf{z}_1^* \leftarrow \text{canonicalize}(x^*)$, $\mathbf{z}_2^* \leftarrow \text{canonicalize}(y^*)$.
- 2: $\mathbf{Z}_{\text{collected}} \leftarrow []$
- 3: **# In our implementation we give up and raise an error after 30 unsuccessful attempts.**
- 4: **while** number of successful samples from $C_{\text{fallback}} < G_{\text{fallback}}$ **do**
- 5: Try $(\hat{\mathbf{z}}_2, \hat{\mathbf{z}}_3, \dots, \hat{\mathbf{z}}_M) \leftarrow \text{forward}(C_{\text{fallback}}, \mathbf{z}'_1, \kappa, 1)$
- 6: **if** previous step succeeded **then**
- 7: **# We discard $\hat{\mathbf{z}}_2$ from C_{fallback} .**
- 8: Append $(\hat{\mathbf{z}}_3, \dots, \hat{\mathbf{z}}_M)$ to $\mathbf{Z}_{\text{collected}}$.
- 9: **end if**
- 10: **end while**
- 11: $N_{\text{fallback}} \leftarrow$ numbers of attempts on C_{fallback}
- 12: **while** number of successful samples from $C' < G_{\text{infer}}$ **do**
- 13: Try $(\hat{\mathbf{z}}_3, \dots, \hat{\mathbf{z}}_M) \leftarrow \text{forward}(C', \mathbf{z}'_1, \kappa, 1)$
- 14: **if** previous step succeeded **then**
- 15: Append $(\hat{\mathbf{z}}_3, \dots, \hat{\mathbf{z}}_M)$ to $\mathbf{Z}_{\text{collected}}$.
- 16: **end if**
- 17: **end while**
- 18: $N_{\text{infer}} \leftarrow$ numbers of attempts on C'
- 19: $G \leftarrow G_{\text{fallback}} + G_{\text{infer}}$
- 20: Assert $G = |\mathbf{Z}_{\text{collected}}|$
- 21: Compute $[\hat{p}_{\text{posterior}}(\mathbf{Z}^{(1)}) \dots \hat{p}_{\text{posterior}}(\mathbf{Z}^{(G)})]$ using Equation (6).
- 22: Sample $g \in [1..G]$ with probability proportional to $\hat{p}_{\text{posterior}}(\mathbf{Z}^{(g)})$.
- 23: $\mathbf{G} \leftarrow \text{backward}(C', \mathbf{Z}^{(g)})[2]$.
- 24: optimize(C', \mathbf{G})

Let C_k be the sub-TAC induced by $\{\mathbf{z}_1, \dots, \mathbf{z}_k\}$. Its partition function is $\mathcal{Z}_k(\mathbf{z}_1) = \sum_{\mathbf{z}_2 \dots \mathbf{z}_k} \prod_{m=2}^k \tilde{p}_{\theta}(\mathbf{z}_m \mid S_m)$, where S_m denotes the source nodes of \mathbf{z}_m under its corresponding hyperedge.

Base Case. $k = 1$. C_1 has only \mathbf{z}_1 . $\mathcal{Z}_1(\mathbf{z}_1) = 1$ since the product is empty.

Inductive Step. We assume $\mathcal{Z}_{k-1}(\mathbf{z}_1) = 1$. First we rewrite $\mathcal{Z}_k(\mathbf{z}_1)$ by explicitly summing over \mathbf{z}_k . Since $\mathbf{z}_1, \dots, \mathbf{z}_k$ is a topological order, the source nodes of \mathbf{z}_k : S_k is a subset of $\{\mathbf{z}_1, \dots, \mathbf{z}_{k-1}\}$. We thus rewrite $\mathcal{Z}_k(\mathbf{z}_1)$ as

$$\mathcal{Z}_k(\mathbf{z}_1) = \sum_{\mathbf{z}_2 \dots \mathbf{z}_k} \left(\prod_{m=2}^{k-1} \tilde{p}_{\theta}(\mathbf{z}_m \mid S_m) \right) \cdot \left(\sum_{\mathbf{z}_k} \tilde{p}_{\theta}(\mathbf{z}_k \mid S_k) \right). \quad (7)$$

We discuss the summands by the validity of $\mathbf{z}_2 \dots \mathbf{z}_{k-1}$:

- If $\mathbf{z}_2 \dots \mathbf{z}_{k-1}$ is valid: by Lemma 1 the term $\sum_{\mathbf{z}_k} \tilde{p}_{\theta}(\mathbf{z}_k \mid S_k) = 1$. This summand is therefore $\prod_{m=2}^{k-1} \tilde{p}_{\theta}(\mathbf{z}_m \mid S_m)$.
- If $\mathbf{z}_2 \dots \mathbf{z}_{k-1}$ is not valid: by Eqs 1 and 2 this summand is 0.

We can thus rewrite Equation (7) as

$$\mathcal{Z}_k(\mathbf{z}_1) = \sum_{\mathbf{z}_2, \dots, \mathbf{z}_{k-1} | \text{valid assignments}} \prod_{m=2}^{k-1} \tilde{p}_\theta(\mathbf{z}_m | S_m). \quad (8)$$

Equation (8) can be further rewritten to sum over both valid and invalid $\mathbf{z}_2, \dots, \mathbf{z}_{k-1}$ assignments (since again by Equations (1) and (2), the summand is 0 for invalid assignments):

$$\mathcal{Z}_k(\mathbf{z}_1) = \sum_{\mathbf{z}_2, \dots, \mathbf{z}_{k-1}} \prod_{m=2}^{k-1} \tilde{p}_\theta(\mathbf{z}_m | S_m) = \mathcal{Z}_{k-1}(\mathbf{z}_1). \quad (9)$$

Since by assumption $\mathcal{Z}_{k-1}(\mathbf{z}_1) = 1$, we thus prove by induction $\mathcal{Z}_M(\mathbf{z}_1) = \mathcal{Z}_\theta(\mathbf{z}_1) = 1$. \square

Finally, we show that Lemma 2 implies the equivalence of maximizing the normalized and unnormalized likelihoods when the true parameters are well-specified.

Theorem 1. *Let Θ be the entire parameter space and let $\Theta' \subseteq \Theta$ be the subset of well-specified parameters. Assume θ^* uniquely maximizes the normalized likelihood $p_\theta(\mathbf{z}_{2..M} | \mathbf{z}_1)$ and resides $\in \Theta'$. Then, $\hat{\theta} = \arg \max_{\theta \in \Theta} \tilde{p}_\theta(\mathbf{z}_{2..M} | \mathbf{z}_1) \implies \hat{\theta} = \theta^*$.*

Proof. First we note $\forall \theta \in \Theta, \mathcal{Z}_\theta(\mathbf{z}_1) \leq 1$, since for any adaptor $\sum_y \tilde{p}_\theta(y | x) \leq 1$. By Equations (1) and (2) the global partition function must also be ≤ 1 .

We rewrite the unnormalized likelihood as a product of normalized likelihood and the partition function:

$$\tilde{p}_\theta(\mathbf{z}_{2..M} | \mathbf{z}_1) = p_\theta(\mathbf{z}_{2..M} | \mathbf{z}_1) \cdot \mathcal{Z}_\theta(\mathbf{z}_1) \quad (10)$$

Since $\mathcal{Z}_\theta(\mathbf{z}_1) \leq 1, \forall \theta \in \Theta, \tilde{p}_\theta(\mathbf{z}_{2..M} | \mathbf{z}_1) \leq p_\theta(\mathbf{z}_{2..M} | \mathbf{z}_1)$.

At the well-specified true parameters θ^* we have $\mathcal{Z}_{\theta^*}(\mathbf{z}_1) = 1$ by Lemma 2. Therefore $\tilde{p}_{\theta^*}(\mathbf{z}_{2..M} | \mathbf{z}_1) = p_{\theta^*}(\mathbf{z}_{2..M} | \mathbf{z}_1)$.

By our assumption that θ^* maximizes normalized likelihood, $\forall \theta \in \Theta, p_{\theta^*}(\mathbf{z}_{2..M} | \mathbf{z}_1) \geq p_\theta(\mathbf{z}_{2..M} | \mathbf{z}_1)$.

Combining everything together:

$$\begin{aligned} \tilde{p}_{\theta^*}(\mathbf{z}_{2..M} | \mathbf{z}_1) &= p_{\theta^*}(\mathbf{z}_{2..M} | \mathbf{z}_1) \\ &\geq p_\theta(\mathbf{z}_{2..M} | \mathbf{z}_1) \\ &\geq \tilde{p}_\theta(\mathbf{z}_{2..M} | \mathbf{z}_1) \end{aligned}$$

for all $\theta \in \Theta$. Under the assumption θ^* is unique, $\theta^* = \arg \max_{\theta \in \Theta} \tilde{p}_\theta(\mathbf{z}_{2..M} | \mathbf{z}_1) = \hat{\theta}$. \square

Theorem 2. *Let $\theta = \{\theta_1 \dots \theta_K\}$ be the union of a K -adaptor TAC's LM adaptor parameters. If $\forall \mathbf{z}_{k,1} \in \Sigma^*, \mathbf{z}_{k,2} \in \Sigma^*, \|\nabla \theta (\sum \log p_{LM}(\mathbf{z}_{k,2} | \mathbf{z}_{k,1}; \theta))\|_\infty \leq G$, then $\nabla_\theta \log \mathcal{Z}_\theta \leq 2G(1 - \mathcal{Z}_\theta)$.*

Proof. Here we fix $\mathbf{z}_1 = x$. We denote $\mathbf{z}_{2..M} = y$. Let $p_{LM}^{(k)}(y)$ be the k -th LM adaptor's unmasked node probability, given (x, y) as TAC input and output. We then denote $p_\theta(y) = \prod_k p_{LM}^{(k)}$ as a TAC's normalized distribution over node assignments (without masking invalid ones). The partition function $\mathcal{Z}_\theta = \sum_y p_\theta(y | x) \mathbb{I}(y \in V) = \Pr_{p_\theta}(V)$ wher V is the set of valid node assignments.

We first rewrite $\nabla_{\theta} \log \mathcal{Z}_{\theta}$ as an expectation under p_{θ} :

$$\nabla_{\theta} \log \mathcal{Z}_{\theta} = \mathbb{E}_{y \sim p_{\theta}(\cdot | V)} [\nabla_{\theta} \log p_{\theta}(y)] . \quad (11)$$

Using the identity $\sum_y p_{\theta}(y) \nabla_{\theta} \log p_{\theta}(y) = 0$, we rewrite Equation (11) as

$$\nabla_{\theta} \log \mathcal{Z}_{\theta} = \mathbb{E}_{y \sim p_{\theta}(\cdot | V)} [\nabla_{\theta} \log p_{\theta}(y)] - \mathbb{E}_{y \sim p_{\theta}} [\nabla_{\theta} \log p_{\theta}(y)] . \quad (12)$$

Let $f = \nabla_{\theta} \log p_{\theta}(y)$. We can now rewrite $\|\nabla_{\theta} \log \mathcal{Z}_{\theta}\|_{\infty}$ as

$$\begin{aligned} \|\nabla_{\theta} \log \mathcal{Z}_{\theta}\|_{\infty} &= \|\mathbb{E}_{p_{\cdot | V}} [f] - \mathbb{E}_{p_{\theta}} [f]\|_{\infty} \\ &= \left\| \sum_y f \cdot (p_{\theta}(y | V) - p_{\theta}(y)) \right\|_{\infty} \\ &\leq \sum_y \|f\|_{\infty} \cdot |p_{\theta}(y | V) - p_{\theta}(y)| \\ &\leq \sum_y G \cdot |p_{\theta}(y | V) - p_{\theta}(y)|. \end{aligned} \quad (13)$$

Noting that $\sum_y |p_{\theta}(y | V) - p_{\theta}(y)|$ is twice the total variation between p_{θ} and $p_{\theta}(\cdot | V)$, and that the total variation between p_{θ} and $p_{\theta}(\cdot | V)$ is $(1 - \mathcal{Z}_{\theta})$ — the sum of invalid assignments’ probabilities under p_{θ} — we can rewrite Equation (13) as $\|\nabla_{\theta} \log \mathcal{Z}_{\theta}\|_{\infty} \leq 2G(1 - \mathcal{Z}_{\theta})$.

□

C. Implementation Considerations

Implementing TACS *from scratch* may seem a daunting task at a first glance. Fortunately, existing programming languages and machine learning frameworks have provided most of the necessary infrastructure. In this section we discuss practical implementation considerations. In particular, we distinguish between *one-time* and *per-use* efforts.

C.1. One-Time Efforts

Parsing and canonicalization. There exist multiple libraries that can readily be used to implement parse and canon for typed data-holding objects in Python. One example is LangFun which we use extensively in the paper. Another popular library is Pydantic, which is used in DSPy.

Type validation logic. As we briefly discussed in Footnote 2, the parse function can be used to implement complex business logic. Such logic can usually be implemented cleanly as part of type definition (e.g., as `__init__` and `__post_init__` methods in Python).

Algorithms. The core TAC algorithms for execution and training (Algorithms listed in Appendix A) are general and need only be implemented once. The main computational bottlenecks in these algorithms are:

- Sampling from an LM adaptor $p_{LM}(\cdot; \theta)$.
- Evaluating the conditional probability of y given x under an LM adaptor: $p_{LM}(y | x; \theta)$.
- Computing gradients of (x, y) with regard to parameters θ : $\nabla_{\theta} \log p_{LM}(y | x; \theta)$.

A practical implementation can abstract these bottlenecks away, by offloading these intensive parts to dedicated inference servers (e.g., vLLM). The core TAC logic remains a lightweight, accelerator-agnostic program. Furthermore, since TACs use parameter-efficient fine-tuning (PEFT), the adaptor weights and gradients are small enough to be processed quickly, often without needing dedicated accelerators for the logic itself. This design significantly reduces the low-level engineering burden.

C.2. Per-Use Efforts

Once the core engine is in place, a practitioner’s effort is focused on defining a TAC hypergraph for their specific task. Since the TAC hypergraph is essentially a data flow graph, it can be represented in a way that is directly analogous to network architecture definitions in popular neural network frameworks such as PyTorch, where the Modules represent hyperedges, and their forward methods connect the typed data nodes.

D. Additional TAC Diagrams of Trainable Workflows

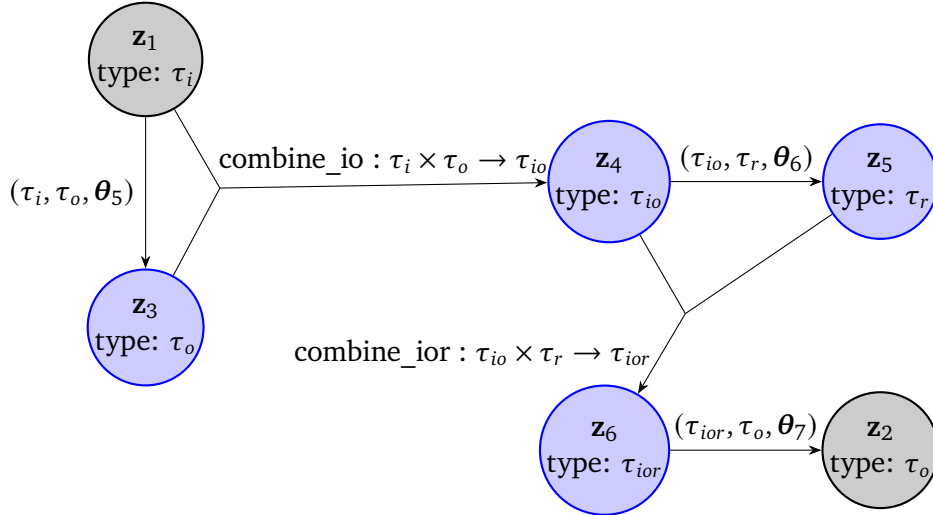


Figure 5 | **refine-structure**: refinement through cascade topology engineering. This cascade models a refinement process where an initial output sketch is iteratively refined based on generated rationales.

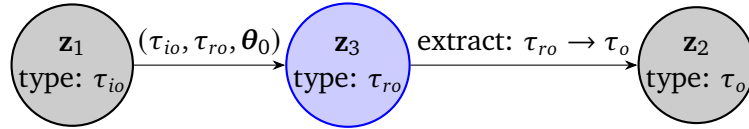


Figure 6 | C_{fallback} for **cot-type-structure**. Notice that the adaptor $(\tau_{io}, \tau_{ro}, \theta_0)$ uses ‘fallback’ weights θ_0 that represent no-op weights. Since we conduct experiment on LoRA adaptors in this work, we use the zero-init vectors as θ_0 .

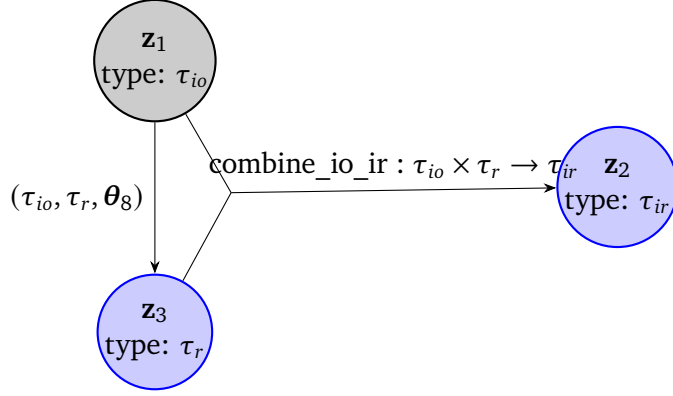


Figure 7 | Inference network TAC C' for **cot-type-structure**.

E. Further Details of Experiment Setup

Data splits. We focus on the low-data regime of task adaptation in this work. For MGSM and MGSM-SymPy, each language has 100/30/120 training/validation/test examples respectively. The splits are 100/30/100 and 100/30/300 for HotPotQA and FinQA respectively. For HotPotQA and FinQA, we use the first entries from the original dataset files as our training and evaluation subsets. For MGSM experiments, we train and evaluate on each language separately.

Evaluation. We look at exact match accuracy scores of the answers for all 4 tasks. For MGSM-SymPy experiments, we convert answers from the dataset to integers; as for the model predictions, we evaluate the expressions as rational numbers under SymPy⁹, and cast the results as integer numbers. We do not make use of additional clues from the datasets (e.g., the rationales provided for the 8 examples in MGSM datasets).

E.1. TAC setup

Training procedure. We train all workflows that have latent variables with our TACSTaR and Amortized TACSTaR algorithms, except for the original (untyped) STaR experiments. Since **direct** experiments do not have latent variables, we train those models using the ordinary cross entropy loss. In all experiments we use a batch size of 8. The Adam optimizer [44] is used throughout all experiments, with a learning rate of $5e-5$. We early-stop if no higher validation score is achieved for 4 consecutive epochs. The sampler configuration κ is set to use a combination of top-K and nucleus sampling [45], where we first choose the top 40 candidates, and cut off accumulated probability mass at 0.95. To train the inference TACs, we accumulate 32 samples from C_{infer} and 16 samples from the fallback model (that is, $G = 48$ at the end of Algorithm 5).

Decoding procedure. Here we denote the answer type as τ_o . For each test input instance, we obtain 32 samples $\hat{\mathbf{Z}}^{(1)} \dots \hat{\mathbf{Z}}^{(32)}$ using forward, bucket their output node values $\text{parse}(\hat{\mathbf{z}}_2^{(1)}, \tau_o) \dots \text{parse}(\hat{\mathbf{z}}_2^{(32)}, \tau_o)$ into B bins, identified by the parsed output $y_1 \dots y_B$. We output the answer with maximum accumulated unnormalized probability mass, namely $\arg \max_b \sum_{s \in [1..32], \text{parse}(\hat{\mathbf{z}}_2, \tau_o) = y_b} \tilde{p}_\theta(\hat{\mathbf{Z}}^{(s)})$.

⁹<https://www.sympy.org/en/index.html>

Object representation of data. We represent input τ_i and output τ_o as Python types. The objects are encoded as string representations under LangFun. We design the input and output types separately to reflect the original dataset schemata (Listings 1 to 3). As for the rationales (represented by τ_r in **cot-type-structure** and **cot-cascade-structure**) we represent them as lists of strings (Listing 4). Product types are represented as new Python classes (e.g., the product of type Question and Answer, represented as τ_{io} in Figures 6 and 7, is a new class QuestionAnswer). The object representation can be arbitrarily complex, with LangFun handling all canonicalize and parse logic (for example, Listing 6 has Answer objects embedded in multiple types; and Listing 7 has self-referential definitions).

```

1 class Question:
2     question: str
3
4
5 class Answer:
6     answer: str

```

Listing 1 | Input and output type definitions for MGSM

```

1 class Paragraph:
2     title: str
3     sentences: list[str]
4
5
6 class Context:
7     paragraphs: list[Paragraph]
8
9
10
11 class Answer:
12     answer: str
13
14
15 class Question:
16     id: str
17     question: str
18     context: Context

```

Listing 2 | Input and output type definitions for HotPotQA

```

1 class Question:
2     question: str
3     pre_text: list[str]
4     table: list[list[str]]
5     post_text: list[str]
6
7
8 class Step:
9     op: str
10    arg1: str
11    arg2: str
12    res: str

```

```
13
14
15 class Answer:
16     answer: str
17
18
19 class QuestionAnswer:
20     question: Question
21     answer: Answer
22
23
24 class Answer:
25     answer: str
```

Listing 3 | Input and output type definitions for FinQA

```
1 class Rationale:
2     steps: list[str]
```

Listing 4 | Rationale type definition

```
1 class QuestionAnswer:
2     question: Question
3     answer: Answer
```

Listing 5 | QuestionAnswer type definition

```
1 class ThinkingSteps:
2     steps: list[str]
3
4
5 class Paragraph:
6     title: str
7     sentences: list[str]
8
9
10 class Context:
11     paragraphs: list[Paragraph]
12
13
14 class SupportingFact:
15     title: str
16     sentence: str
17
18
19 class RelevantContext:
20     sentences: list[str]
21
22
23 class Answer:
24     answer: str
```

```

25
26
27 class Question:
28     id: str
29     question: str
30     context: Context
31
32
33 class QuestionAnswer:
34     question: Question
35     answer: Answer
36
37
38 class AnswerFirstAttemptThinkingStepsAnswer:
39     answer_first_attempt: Answer
40     thinking_steps: ThinkingSteps
41     answer: Answer
42
43
44 class QuestionAnswerFirstAttempt:
45     question: Question
46     answer_first_attempt: Answer
47
48
49 class QuestionAnswerFirstAttemptThinkingSteps:
50     question: Question
51     answer_first_attempt: Answer
52     thinking_steps: ThinkingSteps

```

Listing 6 | Type definitions for **refine-structure** on HotPotQA

```

1 class Expression:
2     operator: Literal['+', '-', '*', '/']
3     left: Union[int, 'Expression']
4     right: Union[int, 'Expression']
5
6 class Answer:
7     answer: Expression

```

Listing 7 | Expression type definitions in MGSM **expression-cascade-structure** experiments

E.2. DSPy setup

We report results from DSPy v 2.6.19 for gemini-1.1-7b-it experiments since both BFSWRS and MIPROv2 struggle to generate valid outputs under DSPy v 3.0.1. Moreover, the non-optimized MGSM average accuracy is much lower under v 3.0.1 (for Native CoT it is 0.7% under v 2.6.19, and 0.2% under v 3.0.1). For all other experiments we report results from DSPy v 3.0.1 which sets up JSON schema-based constrained decoding correctly out-of-the-box. As we noted in Section 5.3, constrained decoding significantly improves performance for tasks with structured output.

Input and output object definitions. For structured input and output tasks, we subclass `dspy.Signature` as `QASignature` to represent examples. The property names and types in a `QASignature` class are identical to counterparts in TAC experiments. FinQA and MGSM-SymPy signatures are listed in Listing 8 and Listing 9 respectively.

```

1 class QASignature(dspy.Signature):
2     pre_text: list[str] = dspy.InputField()
3     table: list[list[str]] = dspy.InputField()
4     post_text: list[str] = dspy.InputField()
5     question: str = dspy.InputField()
6     answer: str = dspy.OutputField()

```

Listing 8 | DSPy object signature for FinQA. Property names and types are identical to their TAC counterparts in Listing 3

```

1 class Expression(pydantic.BaseModel):
2     operator: Literal['+', '-', '*', '/']
3     left: Union[int, float, 'Expression']
4     right: Union[int, float, 'Expression']
5
6 class QASignature(dspy.Signature):
7     question: str = dspy.InputField()
8     answer: Expression = dspy.OutputField()

```

Listing 9 | DSPy object signature for MGSM=SymPy. Property names and types are identical to their TAC counterparts in Listing 7

DSPy models. We conduct reasoning experiments on both the native `dspy.ChainOfThought` module, and an explicitly two-step composite module that resembles TAC **cot-cascade-structure** patterns. The two-step module for FinQA is listed in Listing 10 as an example.

```

1 class QuestionRationale(dspy.Signature):
2     question: str = dspy.InputField()
3     pre_text: list[str] = dspy.InputField()
4     table: list[list[str]] = dspy.InputField()
5     post_text: list[str] = dspy.InputField()
6     question: str = dspy.InputField()
7     rationale: list[str] = dspy.OutputField()
8
9 class RationaleAnswer(dspy.Signature):
10     rationale: list[str] = dspy.InputField()
11     answer: str = dspy.OutputField()
12
13 class TwoStepPredictor(dspy.Module):
14     def __init__(self):
15         self.question_to_rationale = dspy.Predict(QuestionRationale)
16         self.rationale_to_answer = dspy.Predict(RationaleAnswer)
17
18     def forward(self, pre_text: list[str], table: list[list[str]],
19                 post_text: list[str], question: str):

```



```
19     r = self.question_to_rationale(question=question, pre_text=pre_text
20     , table=table, post_text=post_text).rationale
    return dspy.Prediction(answer=self.rationale_to_answer(rationale=r)
        .answer)
```

Listing 10 | DSPy two-step reasoning model definition for FinQA

Prompt optimization under DSPy. We experiment with optimizers `dspy.MiPROv2` and `dspy.BootstrapFewShotWithRandomSearch` (listed as BFSWRS below). For MGSM-SymPy and FinQA experiments we do not report BFSWRS results, as they consistently need more context length than the model maximum (8192). Moreover, for FinQA experiments we resort to MiPROv2 0-shot due to similar context length problems.

We set `max_errors=2` for all optimizers. For MiPROv2 we set `auto='medium'`. For MiPROv2 with 0-shot settings we additionally set `max_bootstrapped_demos=0`, `max_labeled_demos=0`.

F. Per-Language TAC and Original STaR MGSM and MGSM-SymPy results

Per-language TAC and original STaR experimental results on tasks MGSM and MGSM-SymPy are listed in Tables 8 and 9.

Pattern	Adaptation Method	es	en	de	fr	zh	ru	ja	te	th	Average
direct	TACSTaR	27.5	27.5	25.0	25.0	23.3	25.8	23.3	18.3	26.7	24.7
cot-type-structure	TACSTaR	80.0	84.2	76.7	83.3	80.0	85.0	71.7	79.2	83.3	80.4
cot-cascade-structure	TACSTaR	87.5	87.5	83.3	85.8	80.0	87.5	74.2	73.3	80.8	82.2
refine-structure	TACSTaR	86.7	90.0	76.7	77.5	73.3	78.3	69.2	72.5	83.3	78.6
expression-cascade-structure	TACSTaR	83.3	82.5	83.3	75.8	70.0	79.2	65.8	75.0	75.8	75.9
cot-cascade-structure	un-adapted	42.5	47.5	46.7	42.5	45.0	53.3	31.7	45.0	54.2	45.4
cot-type-structure	un-adapted	77.5	79.2	80.8	76.7	68.3	79.2	68.3	69.2	73.3	74.7
expression-cascade-structure	un-adapted	76.7	71.7	69.2	70.8	68.3	68.3	63.3	70.8	73.3	69.5
cot-cascade-structure	amortized TACSTaR	84.2	91.7	86.7	83.3	82.5	81.7	70.8	77.5	83.3	82.4
N/A	original STaR	74.2	79.2	75.8	75.8	70.0	88.3	74.2	75.8	75.8	76.9

Table 8 | gemma-2-27b-it MGSM and MGSM-SymPy per-language accuracies (TAC and original STaR experiments).

Pattern	Adaptation Method	es	en	de	fr	zh	ru	ja	te	th	Average
direct	TACSTaR	5.8	6.7	6.7	8.3	7.5	2.5	5.0	1.7	1.7	5.1
cot-cascade-structure	TACSTaR	40.8	35.8	31.7	29.2	24.2	31.7	13.3	18.3	20.8	27.3
cot-cascade-structure	un-adapted	$8.0 \cdot 10^{-1}$	0.0	$8.0 \cdot 10^{-1}$	0.0	0.0	$8.0 \cdot 10^{-1}$	0.0	1.7	0.0	$5.0 \cdot 10^{-1}$
N/A	original STaR	15.0	27.5	1.7	5.8	22.5	0.0	3.3	9.2	9.2	10.5

Table 9 | gemma-1.1-7b-it MGSM per-language accuracies (TAC and original STaR experiments).

G. Per-Language DSPy MGSM and MGSM-SymPy results

Model	Optimizer	es	en	de	fr	zh	ru	ja	te	th	Average
Native CoT	None	55.0	57.5	52.5	51.7	54.2	59.2	45.0	39.2	40.0	50.5
Native CoT	BFSWRS	84.2	89.2	87.5	81.7	75.0	87.5	75.0	77.5	79.2	81.9
Native CoT	MIPROv2	82.5	86.7	81.7	76.7	77.5	84.2	70.0	74.2	75.8	78.8
Two-step	None	1.7	5.8	2.5	1.7	3.3	1.7	1.7	3.3	5.0	3.0
Two-step	MIPROv2	76.7	83.3	76.7	78.3	73.3	79.2	70.0	67.5	71.7	75.2
Two-step	BFSWRS	80.8	84.2	76.7	81.7	70.0	81.7	67.5	64.2	72.5	75.5

Table 10 | gemma-2-27b-it MGSM per-language accuracies (DSPy experiments).

Model	Optimizer	es	en	de	fr	zh	ru	ja	te	th	Average
Native CoT	None	$8.0 \cdot 10^{-1}$	$8.0 \cdot 10^{-1}$	$8.0 \cdot 10^{-1}$	0.0	0.0	2.5	1.7	0.0	0.0	$7.0 \cdot 10^{-1}$
Native CoT	BFSWRS	0.0	$8.0 \cdot 10^{-1}$	1.7	5.0	$8.0 \cdot 10^{-1}$	1.7	1.7	2.5	0.0	1.6
Native CoT	MIPROv2	$8.0 \cdot 10^{-1}$	1.7	2.5	2.5	1.7	0.0	1.7	$8.0 \cdot 10^{-1}$	$8.0 \cdot 10^{-1}$	1.4
Two-step	None	0.0	0.0	$8.0 \cdot 10^{-1}$	0.0	0.0	0.0	1.7	0.0	0.0	$3.0 \cdot 10^{-1}$
Two-step	MIPROv2	0.0	0.0	0.0	0.0	0.0	$8.0 \cdot 10^{-1}$	0.0	0.0	$8.0 \cdot 10^{-1}$	$2.0 \cdot 10^{-1}$
Two-step	BFSWRS	0.0	0.0	0.0	0.0	0.0	$8.0 \cdot 10^{-1}$	0.0	0.0	$8.0 \cdot 10^{-1}$	$2.0 \cdot 10^{-1}$

Table 11 | gemma-1.1-7b-it MGSM per-language accuracies (DSPy experiments).

Model	Optimizer	es	en	de	fr	zh	ru	ja	te	th	Average
Native CoT	None	56.7	66.7	55.0	45.8	47.5	59.2	45.0	49.2	45.8	52.3
Native CoT	MIPROv2	66.7	64.2	58.3	60.8	56.7	62.5	50.8	42.5	51.7	57.1
Two-step	None	0.0	0.0	0.0	0.0	0.0	0.0	0.0	0.0	0.0	0.0
Two-step	MIPROv2	0.0	0.0	0.0	0.0	0.0	0.0	0.0	0.0	0.0	0.0

Table 12 | gemma-2-27b-it MGSM-SymPy per-language accuracies (DSPy experiments).

H. DSPy FinQA results

DSPy experimental results on the FinQA task are listed in Table 13 and Table 14.

Model	Optimizer	Accuracy
Native CoT	None	11.7
Native CoT	MIPROv2 0-shot	12.7
Two-step	None	5.7
Two-step	MIPROv2 0-shot	10.7

Table 13 | gemma-2-27b-it FinQA accuracy (DSPy experiments).

Model	Optimizer	Accuracy
Native CoT	None	0.0
Native CoT	MIPROv2 0-shot	$6.7 \cdot 10^{-1}$
Two-step	None	0.0
Two-step	MIPROv2 0-shot	$3.3 \cdot 10^{-1}$

Table 14 | gemma-1.1-7b-it FinQA accuracy (DSPy experiments).

I. Example Expressions from expression-cascade-structure under the MGSM-SymPy task

Question	Answer	Expression
Nissa hires 60 seasonal workers to play elves in her department store’s Santa village. A third of the elves quit after children vomit on them, then 10 of the remaining elves quit after kids kick their shins. How many elves are left?	20	$(60 - (60/3)) - 10$
The expenditure of Joseph in May was \$500. In June, his expenditure was \$60 less. How much was his total expenditure for those two months?	940	$500 + 440$
Tom gets 4 car washes a month. If each car wash costs \$15 how much does he pay in a year?	720	$(15 \times 4) \times 12$

Table 15 | Example arithmetic expressions generated for MGSM questions by **expression-cascade-structure**.

J. Example instruction prompt generated by LangFun

The LangFun library translates requests that transformed a typed object into another typed object into natural language instructions for LLMs, to facilitate its parse operations. For example, Listing 11 is a prompt generated by LangFun for the request that transforms a Question object into an Answer object.

```

1 Please respond to the last INPUT_OBJECT with OUTPUT_OBJECT according to
  OUTPUT_TYPE.
2
3 INPUT_OBJECT:
4     1 + 1 =
5
6 OUTPUT_TYPE:
7     Answer
8
9     ```python
10    class Answer:
11        final_answer: int
12    ```
13
14 OUTPUT_OBJECT:
15     ```python
16    Answer(
17        final_answer=2
18    )
19    ```
20
21 INPUT_OBJECT:
22     ```python
23    Question(
24        question='How are you?'
25    )
26    ```
27
28 OUTPUT_TYPE:
29     Answer
30
31     ```python
32    class Answer:
33        answer: str
34    ```
35
36 OUTPUT_OBJECT:

```

Listing 11 | Example instruction prompt generated by LangFun