

UniAPO: Unified Multimodal Automated Prompt Optimization

Qipeng Zhu^{1,2*}, Yanzhe Chen^{1,3*}, Huasong Zhong^{1*†} Yan Li¹,
Jie Chen², Zhixin Zhang¹, Junping Zhang², Zhenheng Yang^{1‡}

¹ByteDance

²Fudan University

³National University of Singapore

Abstract

Prompting is fundamental to unlocking the full potential of large language models. To automate and enhance this process, automatic prompt optimization (APO) has been developed, demonstrating effectiveness primarily in text-only input scenarios. However, extending existing APO methods to multimodal tasks—such as video-language generation—introduces two core challenges: (i) *visual token inflation*, where long visual-token sequences restrict context capacity and result in insufficient feedback signals; (ii) *a lack of process-level supervision*, as existing methods focus on outcome-level supervision and overlook intermediate supervision, limiting prompt optimization. We present **UniAPO: Unified Multimodal Automated Prompt Optimization**, the first framework tailored for multimodal APO. UniAPO adopts an EM-inspired optimization process that decouples feedback modeling and prompt refinement, making the optimization more stable and goal-driven. To further address the aforementioned challenges, we introduce a short-long term memory mechanism: historical feedback mitigates context limitations, while historical prompts provide directional guidance for effective prompt optimization. UniAPO achieves consistent gains across text, image, and video benchmarks, establishing a unified framework for efficient and transferable prompt optimization.

Introduction

Recent advances in *automatic prompt optimization* (APO) have enabled large language models to generate and refine prompts without human intervention (Cui et al. 2025; Li et al. 2025; Ramnath et al. 2025). These methods—ranging from search-based strategies (Zhou et al. 2022; Fernando et al. 2024) to feedback-driven approaches (Pryzant et al. 2023; Tang et al. 2025)—have shown promising results across various natural language tasks (Spiess et al. 2025; Saleem et al. 2025). Nevertheless, existing methods are largely restricted to unimodal text settings, limiting their applicability in real-world scenarios involving multimodal inputs. As multimodal large language models become increasingly capable and widely deployed (Zhang et al. 2024a;

Song et al. 2025; Chen et al. 2025), there is a growing need for a unified APO framework that can operate seamlessly across text, image, and video inputs.

Extending feedback-driven APO from text to multimodal inputs—by naively appending image or video tokens to existing frameworks—may seem straightforward but quickly encounters two fundamental challenges (shown in Figure 1(a)). First, *visual token inflation*: a single high-resolution image or short video generates hundreds to thousands of tokens (Cao et al. 2023; Lee et al. 2024), thereby restricting the number of samples that can be accommodated and resulting in insufficient feedback signals. Second, *a lack of process-level supervision*: multimodal tasks are inherently more complex (Zhou et al. 2025; Zhang et al. 2024c) and demand richer supervision signals to effectively optimize prompts. Relying solely on outcome-level supervision (current feedback) is insufficient, often leading to unstable and suboptimal prompt. And the problems caused by these two challenges will also be intertwined with each other.

These challenges call for rethinking Multimodal APO as *disentangled optimization*, *expanded feedback signals*, and *dual-level supervision* (shown in Figure 1(b)). (i) The intertwined problems of insufficient feedback signals and sub-optimal prompt create a vicious cycle in multimodal prompt optimization. To break this cycle, we propose a framework inspired by the Expectation-Maximization (EM) algorithm that decouples these problems. (ii) Visual token inflation quickly saturates limited context, necessitating a long-short term memory mechanism to preserve historical feedback and extend the optimization horizon. (iii) Inspired by reinforcement learning (Yao et al. 2023; Rafailov et al. 2023), we argue that supplementing outcome-level supervision with process-level supervision is crucial. This dual-supervision approach stabilizes the optimization toward more performant and robust solutions.

We instantiate these insights in **UniAPO (Unified multimodal Automated Prompt Optimization)**, the first unified framework adopting an EM-inspired optimization scheme that explicitly decouples feedback modeling from prompt refinement. In the E-step, UniAPO aggregates valid and diverse feedback using both current errors and semantically relevant historical feedback, ensuring that optimization is informed by a broader context. In the M-step, it generates new prompts by integrating short-term candidates with high-

*All authors marked with * are co-first authors.

†Project Leader.

‡Corresponding Author

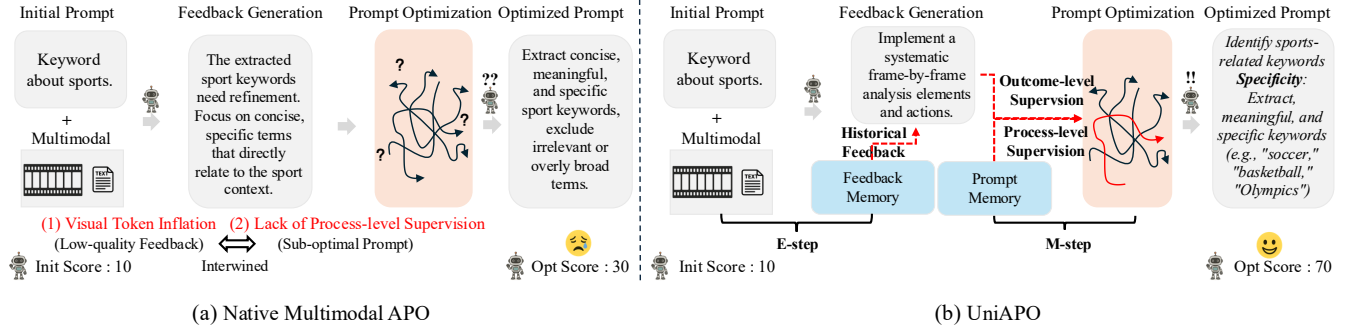


Figure 1: **Motivation Illustration:** (a) Naively extending text-based APO to multimodal inputs introduces *visual token inflation* and a *lack of process-level supervision*. (b) Our proposal adopts an EM-inspired optimization scheme to iteratively update feedback and prompt memory to solve the above problems.

quality historical prompts from long-term memory, effectively anchoring the optimization. These components enable UniAPO to scale to complex multimodal tasks and achieve robust, interpretable prompt optimization.

Our contributions are summarized as follows:

- We propose **UniAPO**, the first unified multimodal APO framework that scales across text, image, and video tasks within a single architecture, achieving state-of-the-art performance compared to existing baselines.
- We introduce an **EM-inspired optimization scheme** that decouples feedback modeling and prompt refinement, yielding a stable optimization process.
- We design a **long-short term memory mechanism** that alleviates *visual token inflation* and *lack of process-level supervision* via historical feedback signals and dual-level supervision.

Related Work

Prompt Engineering for MLLMs

Prompt engineering plays a pivotal role in enabling MLLMs to perform both general reasoning and domain-specific tasks (Chen et al. 2023; Mohanty, Parthasarathy, and Shahid 2025). A prominent line of research centers on chain-of-thought (CoT) prompting (Wei et al. 2022; Zhang et al. 2024d; Shao et al. 2024), where prompts like “Think step by step” are used to elicit structured reasoning, especially in spatial contexts. Related works extend this to single-turn reasoning (Zheng et al. 2024; Wang et al. 2025b; Lin et al. 2025), often prompting MLLMs to generate intermediate queries or reflections to enhance interpretability and problem-solving ability. Beyond reasoning, studies have explored prompt formatting (He et al. 2024; Wang et al. 2025a; Lamott et al. 2024) as a way to improve response consistency, especially in scenarios requiring tool use, layout understanding, or constrained output forms. To address task-specific needs, researchers have developed domain-adapted prompts across a wide range of applications. This includes open-vocabulary grounding (Du et al. 2022a,b; Li et al. 2024b), semantic segmentation (Li et al. 2024a; Lee et al. 2025), and visual question answering (VQA) (Zhao et al.

2024; Keskar, Perisetla, and Greer 2025), where prompt designs are often tailored to the data modality and task structure. Despite promising results, these approaches rely heavily on manual prompt design, which becomes increasingly infeasible as MLLMs are deployed across more complex, diverse, and open-ended domains. This limitation has spurred growing interest in automated prompt optimization techniques (Zhang et al. 2024b), aiming to scale prompt engineering in a systematic and adaptive manner.

Automatic Prompt Optimization (APO)

APO aims to automatically discover effective prompts for LLMs and MLLMs, reducing manual effort while enhancing generalization across diverse tasks (Cui et al. 2025; Qu et al. 2025; Ramnath et al. 2025; Do et al. 2025). Existing approaches fall into two main paradigms: search-based optimization and feedback-driven refinement. Search-based methods explore the prompt space by iteratively sampling and evaluating candidates (Davari et al. 2025; Zhang, Zhou, and Liu 2024). APE (Zhou et al. 2022) frames prompt construction as a discrete optimization task, with LLMs generating and scoring prompts in a closed loop. Subsequent works adopt evolutionary strategies (Liu et al. 2024; Fernando et al. 2024) or treat LLMs as black-box optimizers (Yang et al. 2023). However, these methods often suffer from search path explosion in semantically complex or open-ended settings, limiting their scalability in multimodal domains. Feedback-driven methods improve stability by introducing an intermediate phase: models analyze failure cases and generate textual feedback, which is then used to revise prompts (Agarwal et al. 2025). APO (Pryzant et al. 2023) pioneered this paradigm, viewing feedback as a textual “gradient” to guide optimization. Later work extends this idea with analogical reasoning (Tang et al. 2025), pseudo-gradient propagation (Yuksekgonul et al. 2024), memory-augmented reflection (Yan et al. 2025), and strategic self-guidance (Wu et al. 2024), achieving strong performance in text-only tasks. Despite success in text tasks, feedback-based APO struggles in multimodal contexts: visual token inflation and lack of process-level supervision. We alleviate visual token inflation and lack of process-level supervision via historical feedback signals and dual-level supervision by designing a long-

short term memory mechanism.

Preliminaries

Problem Formulation and Baseline

Let the datasets be denoted as $\mathcal{D}_{\text{train}}$, \mathcal{D}_{dev} , and $\mathcal{D}_{\text{test}}$, each consisting of sample-label pairs (x, y) . We consider a system of frozen MLLMs with different system prompts as alternates roles: a task model \mathcal{L}_T for prediction, a feedback model \mathcal{L}_F for generating feedback, a prompt optimization model \mathcal{L}_P , and an evolution model \mathcal{L}_E . Details of system prompts are stated in the Appendix. Our primary objective is to find the optimal prompt P^* that maximizes the expected performance on a given dataset $\mathcal{D}_{\text{test}}$:

$$P^* = \operatorname{argmax}_{P \in \mathcal{P}} \mathbb{E}_{(x,y) \in \mathcal{D}_{\text{test}}} [\text{Eval}(\mathcal{L}_T(x; P), y)], \quad (1)$$

where \mathcal{P} represents the space of all possible prompts and $\text{Eval}(\cdot)$ is the evaluation metric.

Then we establish a baseline method based on feedback-driven Automatic Prompt Optimization (APO). In a naive multimodal feedback-driven APO (Pryzant et al. 2023) loop, the optimization process is iterative. At each step t , we identify an error set $\mathcal{D}_{\text{error}}^t \subseteq \mathcal{D}_{\text{train}}$ where the task model \mathcal{L}_T fails with the current prompt P^t . Subsequently, the feedback model \mathcal{L}_F generates feedback F^{t+1} based on $\mathcal{D}_{\text{error}}^t$ and P^t . Finally, the prompt optimization model \mathcal{L}_P optimizes the prompt P^t using the feedback F^{t+1} to produce an improved prompt P^{t+1} . However, this straightforward feedback-driven approach encounters two significant challenges. Details of system prompts are stated in the Appendix.

Core Challenges

A naive multimodal APO framework faces two critical, intertwined challenges: visual token inflation (Cao et al. 2023; Lee et al. 2024) and a lack of process-level supervision (Uesato et al. 2022). Visual token inflation stems from the feedback generator’s (\mathcal{L}_F) finite context, which yields low-quality feedback by failing to process all historical and current errors. Concurrently, the prompt optimizer (\mathcal{L}_P) receives only this outcome-level supervision, leading to sub-optimal prompts. These issues create a vicious cycle of mutual degradation, making a simultaneous solution exceptionally difficult.

Methodology

To tackle the two intertwined challenges of Visual Token Inflation and a Lack of Process-level Supervision, we propose a novel framework named **Unified Multimodal Automatic Prompt Optimization (UniAPO)**. Our approach is inspired by the Expectation-Maximization (EM) algorithm and employs a divide-and-conquer strategy to decouple the problem, as illustrated in Figure 2. UniAPO consists of two main steps: an E-step designed to address Visual Token Inflation, and an M-step to counter a Lack of Process-level Supervision. This design effectively breaks the vicious cycle arising from the interplay of these two challenges.

Overall Architecture

A core component of UniAPO is the integration of memory to leverage historical information. We introduce a feedback memory, \mathcal{M}_F^t , and a prompt memory, \mathcal{M}_P^t , to store all generated feedback and prompts up to iteration t .

Specifically, our method begins with a simple phase. We use the prompt optimization model, \mathcal{L}_P , to refine a simple, sample-agnostic initial prompt (e.g., “keywords about sports”) to obtain a superior input prompt, P^0 . This ensures that the optimization process starts from a more reasonable point in the optimization space. The optimization then proceeds iteratively through the E-step and M-step.

E-Step: At iteration t , the current prompt P^t is used with the multimodal inputs to perform inference (assisted by \mathcal{L}_T), resulting in an error set $\mathcal{D}_{\text{error}}^t$. This error set, along with the feedback memory \mathcal{M}_F^t , is then processed by the feedback model \mathcal{L}_F (potentially assisted by an evolution model \mathcal{L}_E) to generate new, targeted feedback F^{t+1} . The feedback memory is subsequently updated with this new information. The entire process can be expressed as:

$$(F^{t+1}, \mathcal{M}_F^{t+1}) = \text{E-Step}(\mathcal{D}_{\text{error}}^t, \mathcal{M}_F^t; \mathcal{L}_F, \mathcal{L}_E). \quad (2)$$

M-Step: In the subsequent M-step, the newly generated feedback F^{t+1} and the prompt memory \mathcal{M}_P^t are used to guide the prompt optimization model \mathcal{L}_P (also assisted by \mathcal{L}_E). This step refines the current prompt P^t to produce an improved prompt P^{t+1} for the next iteration, and the prompt memory is updated accordingly. This step can be formulated as:

$$(P^{t+1}, \mathcal{M}_P^{t+1}) = \text{M-Step}(F^{t+1}, \mathcal{M}_P^t, P^t; \mathcal{L}_P, \mathcal{L}_E). \quad (3)$$

In the following subsections, we will elaborate on how the E-step and M-step are specifically designed to address the challenges of Visual Token Inflation and a Lack of Process-level Supervision, respectively.

E-step: Multimodal Feedback Generation

The E-step is specifically designed to combat the Visual Token Inflation challenge during the feedback generation phase. The essence of this problem lies in a practical constraint: the feedback model, \mathcal{L}_F , has a finite context window. As the generation process iterates, the cumulative set of all encountered errors can easily grow to exceed this capacity. Consequently, at iteration t , it becomes infeasible to feed the entire raw error history into \mathcal{L}_F for consideration.

To overcome this limitation, we introduce a short- and long-term memory mechanism. Our key insight is that the complete error history can be effectively represented by two distinct components:

- **Short-term Information:** The current error set, $\mathcal{D}_{\text{error}}^t$, which captures the model’s most recent failures and is used by \mathcal{L}_F to generate the next feedback, F^{t+1} .
- **Long-term Information:** The feedback memory, \mathcal{M}_F^t , which stores a cumulative history of past errors and their associated corrective feedback.

The E-step is to first extract information from these two sources and then unify them, ensuring that a holistic view of all errors can be processed within the limited context of \mathcal{L}_F .

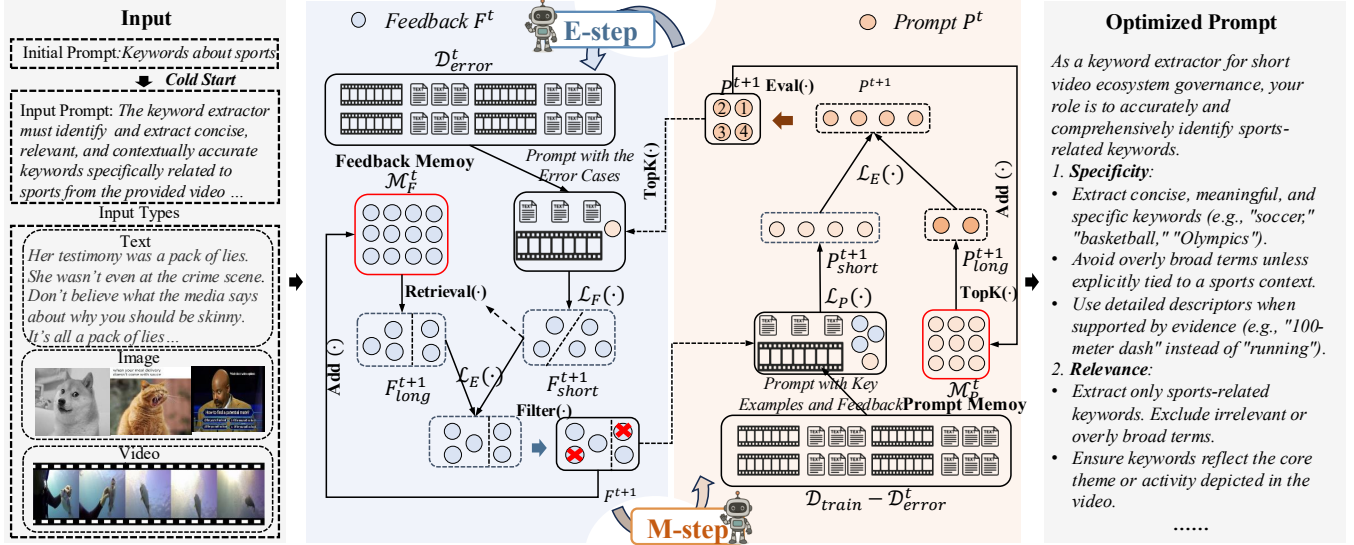


Figure 2: Illustration of our UniAPO framework for UniAPO. Starting with a simple prompt initialized by an MLLM (left), UniAPO iteratively refines it into a structured and knowledgeable prompt (right) using an Expectation-Maximization (EM) algorithm. The E-step generates long- and short-term feedback from the current prompt, which is then used in the M-step to update the prompt, enabling optimization across diverse data types.

Short-Term Feedback Generation. A practical challenge remains: even the most recent error set, \mathcal{D}_{error}^t , can be too large to fit into the context window of \mathcal{L}_F in a single pass. To manage this, we adopt a hierarchical strategy inspired by techniques in multimodal Retrieval-Augmented Generation (RAG) (Yu et al. 2024). The procedure first clusters \mathcal{D}_{error}^t to group semantically similar failures, enabling \mathcal{L}_F to produce more stable feedback on common error patterns. Subsequently, to adhere to the model’s context limit, each resulting cluster is processed in smaller *chunks*. Feedback is generated for each chunk and then aggregated to represent the entire cluster’s error profile, as depicted in Figure 2. The entire process of generating the short-term feedback, denoted as F_{short}^{t+1} , can be formally expressed as:

$$F_{short}^{t+1} = \mathcal{L}_F(P_t, \text{Clustering}(\mathcal{D}_{error}^t)), \quad (4)$$

where $\text{Clustering}(\cdot)$ is the DBSCAN algorithm using BGE-m3 (Chen et al. 2024) embeddings.

Long-Term Feedback Generation. A naive inclusion of the entire memory \mathcal{M}_F^t is suboptimal, as obsolete feedback for corrected errors can introduce semantic noise. To address this, we shift from simple summarization to targeted retrieval. Specifically, we use the newly generated short-term feedback, F_{short}^{t+1} , as a dynamic query. The feedback derived from each error cluster acts as a separate query to retrieve the most relevant entries from the memory \mathcal{M}_F^t . These retrieved historical records are then aggregated to form a potent and contextually relevant long-term feedback, F_{long}^{t+1} , as illustrated in Figure 2, where $\text{Retrieval}(\cdot, \cdot)$ denotes the retrieval process. The entire generation process can be formulated as:

$$F_{long}^{t+1} = \text{Retrieval}(F_{short}^{t+1}, \mathcal{M}_F^t). \quad (5)$$

Short- and Long-Term Feedback Evolving To combine the short-term (F_{short}^{t+1}) and long-term (F_{long}^{t+1}) feedback, we devise a two-step process. First, inspired by evolutionary algorithms (Bäck and Schwefel 1993), an “Evolver” MLLM, \mathcal{L}_E , fuses the two streams, guided by a system prompt to resolve conflicts and merge salient information. Second, to guarantee utility, the resulting candidate feedback undergoes a filtering step, $\text{Filter}(\cdot)$, inspired by ERM (Yan et al. 2025). This step validates the feedback by retaining only suggestions that demonstrably correct errors in the original set \mathcal{D}_{error}^t . The generation of the final, validated feedback F^{t+1} is formulated as:

$$F^{t+1} = \text{Filter}(\mathcal{L}_E(F_{short}^{t+1}, F_{long}^{t+1}), \mathcal{D}_{error}^t, P^t; \mathcal{L}_T) \quad (6)$$

where F^{t+1} is added into \mathcal{M}_F^t to gain \mathcal{M}_F^{t+1} as depicted in Equation (7):

$$\mathcal{M}_F^{t+1} = \text{Add}(\mathcal{M}_F^t, F^{t+1}). \quad (7)$$

M-step: Multi-modal Prompt Optimization

The M-step resolves the outcome-only supervision problem by synergizing two distinct supervisory signals for prompt optimization.

- **Outcome-level Supervision:** Following naive feedback-driven methods (Pryzant et al. 2023), we use the immediate feedback, F^{t+1} , to perform a tactical update on the current prompt, P^t , yielding a short-term prompt, P_{short}^{t+1} .
- **Process-level Supervision:** Inspired by PRMs (Uesato et al. 2022), we introduce a novel process-level signal by distilling a *long-term prompt* from the entire prompt history, \mathcal{M}_P^t . This prompt embodies stable, historically effective strategies.

The final prompt, P^{t+1} , is synthesized by modulating the short-term prompt with the strategic guidance from the long-term prompt. This ensures that our updates are not only responsive to immediate failures but are also grounded in a history of successful optimizations, leading to superior robustness and performance.

Short-Term Prompt Optimization. Our process begins with generating a Short-Term Prompt, P_{short}^{t+1} , by leveraging an MLLM optimizer, \mathcal{L}_P , to refine the current prompt P^t . This refinement is guided by the recent, coarse-grained feedback F^{t+1} . To ensure the optimizer maintains a robust understanding of the task (Zhang, Zhou, and Liu 2023), we also provide it with a set of positive examples, $\text{Sample}(\cdot)$, sampled from $\mathcal{D}_{\text{train}} - \mathcal{D}_{\text{error}}^t$. This prevents over-fitting to recent failures and is formally expressed as:

$$P_{\text{short}}^{t+1} = \mathcal{L}_P(P^t, F^{t+1}, \text{Sample}(\mathcal{D}_{\text{train}} - \mathcal{D}_{\text{error}}^t)) \quad (8)$$

We run the optimizer \mathcal{L}_P multiple times to generate a diverse set of candidate prompts, as shown in Figure 2.

Long-Term Prompt Generation To ensure that our process supervision signal is derived from high-quality prompts, we filter the prompt history rather than using it wholesale. We recognize that underperforming prompts can provide misleading guidance. Therefore, we select only the top- k historical prompts from \mathcal{M}_P^t based on their scores on the \mathcal{D}_{dev} . This selection is performed via a Top-K algorithm, yielding P_{long}^{t+1} :

$$P_{\text{long}}^{t+1} = \text{TopK}(\mathcal{M}_P^t, k) \quad (9)$$

Short- and Long-term Prompt Evolving. To effectively fuse the process and outcome signals, we introduce a step inspired by evolutionary crossover. We task the MLLM optimizer, \mathcal{L}_E , to act as a supervisor that intelligently synthesizes the short-term prompt with the wisdom from the long-term prompts. This supervised crossover allows the current prompt to adopt the proven advantages of its predecessors in a structured way. The process is defined as:

$$P^{t+1} = \mathcal{L}_E(P_{\text{short}}^{t+1}, P_{\text{long}}^{t+1}) \quad (10)$$

The generated prompt P^{t+1} is first evaluated on \mathcal{D}_{dev} , and its score is recorded as it is integrated into the prompt memory, which is updated to \mathcal{M}_P^{t+1} :

$$\mathcal{M}_P^{t+1} = \text{Add}(\mathcal{M}_P^t, P^{t+1}). \quad (11)$$

To prevent premature convergence and expand the optimization horizon, we then employ a beam search mechanism. Specifically, we select the top- b prompts from \mathcal{M}_P^{t+1} based on their scores. These b prompts become parallel ‘beams’ for the next iteration.

Experiment

Experimental Setting

Datasets. We evaluate **UniAPO** across *text*, *image*, and *video* domains on both classification and generation tasks: (1) **Text**: LIAR (Wang 2017) (fake news classification), BBH-navigate (Suzgun et al. 2023) (multi-step instruction

following), ETHOS (Mollas et al. 2022) (hate speech detection), and WebNLG (Gardent et al. 2017) (structured-to-text generation). (2) **Image**: Meme (Javaid 2023) (multi-image classification requiring semantic alignment via prompt reasoning). (3) **Video**: An in-house dataset from an international platform, covering static classification (low-motion detection), occlusion classification (identifying overlays), and open-domain keyword extraction (generating keywords from multimodal metadata) across Beauty, Sport, Travel, and Food themes. More details are stated in Appendix.

Evaluation Metrics. Tasks are grouped by domain with corresponding metrics: **Text classification** (LIAR, ETHOS, BBH-navigate): binary F1 score; **Text generation** (WebNLG): ROUGE-L; **Image classification** (Meme): multi-class F1-micro; **Video classification** (Static, Occlusion): binary F1; **Multimodal keyword extraction** (video, four themes): F1-score. More details are stated in Appendix.

Baselines. For all tasks, we compare UniAPO against standard prompting, Chain-of-Thought (CoT) prompting (Wei et al. 2022), and two prominent categories of automatic prompt optimization: (1) Search-based methods (e.g., EvolPrompt (Liu et al. 2024)), which iteratively mutate and select prompts; (2) Feedback-based methods (e.g., ERM (Yan et al. 2025)), which update prompts based on performance signals.

Implementation Details. All primary experiments use GPT-4o (Achiam et al. 2023) as the underlying MLLM across all stages of the UniAPO pipeline. Prompts are initialized with minimal handcrafted templates, denoted as ‘Simple Prompt’ to simulate a low-resource setting. In additional experiments, we replace GPT-4o with QwenVL2.5-72B (Bai et al. 2025) as the predictor to evaluate cross-model generalization, while keeping the other components unchanged. We also explore settings with more structured initial prompts, as detailed in relevant sections.

Comparison Study

Comparison with different tasks. UniAPO sets a new state-of-the-art across a diverse suite of multimodal tasks as shown in Table 1, consistently outperforming existing baselines. Its superior performance and stability, particularly on video tasks, are driven by our unified memory mechanism that combats visual token inflation and a lack of process-level supervision. Underscoring its robustness, UniAPO maintains its effectiveness when the backbone model is switched from GPT-4o to Qwen2.5VL-72B, proving the generalizability of our framework.

Generalization of UniAPO. UniAPO demonstrates strong generalization, which we validate through two key experiments: robustness to initialization and cross-model transfer (Figure 3).

- **Robustness to Initialization:** UniAPO is largely insensitive to the quality of the initial prompt. It consistently elevates the performance of both simple and complex starting prompts, as evidenced by the significant gap between ‘Opt Settings’ and ‘Init Settings’ on ‘Test @ 4o’. This

Method	Text CLS			Text GEN	Image CLS	Video CLS		Video KE			
	LIAR	BBH	ETHOS	WebNLG	Meme	Static	Occlusion layer	Beauty	Sport	Travel	Food
GPT4o as Predictor											
Vanilla	25.3	69.4	88.6	50.9	25.8	71.2	25.6	36.7	55.8	43.5	24.6
Vanilla + CoT (Wei et al. 2022)	56.9	90.7	95.0	51.1	25.6	80.1	50.0	46.9	63.9	54.1	31.5
EvoPrompt* (Liu et al. 2024)	58.6	92.7	96.6	50.5	26.9	82.8	33.3	47.4	56.2	44.9	24.7
ERM* (Yan et al. 2025)	65.2	95.4	95.6	52.1	28.6	80.1	61.5	68.3	69.3	57.4	40.3
UniAPO	78.7	99.4	98.1	53.2	37.6	86.3	70.3	74.7	78.3	60.9	54.3
QwenVL2.5-72B as Predictor											
Vanilla	2.0	44.7	89.0	44.3	24.7	0.0	25.6	28.7	50.0	45.9	27.6
Vanilla + CoT (Wei et al. 2022)	49.4	93.2	97.6	46.3	24.6	54.5	41.9	43.9	58.6	47.1	25.3
EvoPrompt* (Liu et al. 2024)	50.6	94.1	98.0	46.3	25.8	78.2	30.0	44.3	52.8	46.1	27.8
ERM* (Yan et al. 2025)	67.4	93.3	98.2	52.3	28.2	59.8	63.2	64.0	64.1	51.2	41.4
UniAPO	73.1	95.8	98.9	54.4	35.7	83.1	67.9	75.2	76.8	63.7	48.6

Table 1: Performance comparison using GPT-4o vs. QwenVL2.5-72B as the predictor, optimized by our UniAPO framework. UniAPO’s other internal components are implemented using GPT-4o. All experiments are conducted on 11 datasets including text classification (“Text CLS”), text generation (“Text GEN”), image classification (“Image CLS”) and video classification (“Video CLS”) and video keyword extraction (“Video KE”).

robustness is a direct result of its EM framework, which iteratively refines the solution, and its process-level supervision.

- **Cross-Model Transferability:** Prompts optimized by UniAPO transfer effectively across different architectures. When prompts optimized on GPT-4o are transferred to different the testing predictor settings, such as Qwen2.5-VL-72B, they retain a substantial performance advantage over the original prompts (“Test @ Qw” with “Opt Settings” vs. “Init Settings”).

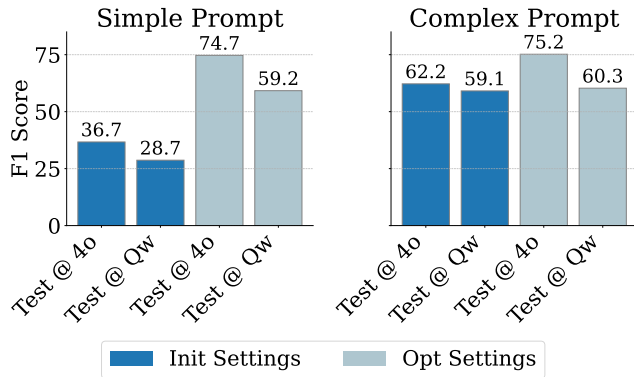


Figure 3: Evaluating the robustness and transferability of UniAPO in beauty keyword extraction. The table compares performance from “Simple” and “Complex” initial (“Init”) prompts against our optimized prompts (“Opt”) based on GPT4o. We use “Test @ 4o” and “Test @ Qw” respectively represent the predictor types when testing.

Efficiency of UniAPO. UniAPO is significantly more efficient than baselines, reaching superior performance in fewer optimization steps (Figure 4). This is attributed to its EM-inspired framework, which creates a virtuous cycle: an E-

step refines feedback by mitigating visual inflation, and an M-step uses dual-level supervision to optimize prompt effectively. This closed-loop process accelerates convergence, demonstrating that UniAPO delivers state-of-the-art results with greater sample and compute efficiency.

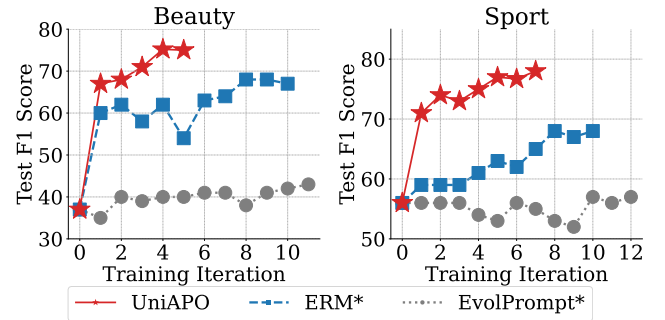
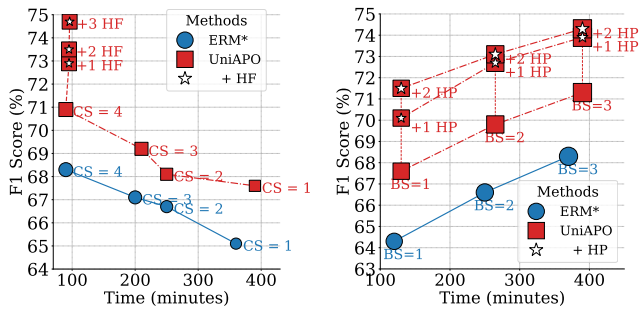


Figure 4: Optimization efficiency and performance comparison. This figure illustrates the Testing F1-score progression for UniAPO, ERM*, and EvolPrompt* over iterations.

Analysis Study

Visual Token Inflation. Here, we empirically validate the Visual Token Inflation (VLF) bottleneck and the efficacy of our historical feedback solution (Figure 5a). We first establish that while performance scales with the number of input errors, it inevitably saturates as it hits the feedback generator’s context limit. This confirms the VLF problem. Critically, introducing our historical feedback at this saturation point yields further, significant performance gains. This result demonstrates that our long-term memory mechanism effectively compensates for the limited context window, enriching the feedback generation process with vital historical information.



(a) Effect of increasing chunk sizes (“CS”) and historical feedback (“HF”). (b) Effect of increasing beam size (“BS”) and historical prompts (“HP”).

Figure 5: UniAPO is proven to be both practically efficient and highly effective to alleviate visual token inflation and a lack of process-level supervision.

A Lack of Process-level Supervision. Figure 5b validates our core hypothesis: dual-level supervision is essential for robust prompt optimization. We show that a feedback-only baseline (blue line) is insufficient. By augmenting this with process-level supervision from varying numbers of historical prompts, our method consistently boosts performance across all tested beam sizes, critically, with no computational overhead. This demonstrates that integrating process-level guidance with outcome-based feedback is key to achieving stable and superior optimization results.

Ablation Study

E-step	M-step	Video CLS		Video KE	
		Occlusion layer	Beauty	Sport	
		25.6	36.7	55.8	
✓		59.3	66.3	75.1	
	✓	61.2	67.8	73.0	
✓	✓	70.3	75.2	78.3	

Table 2: Ablation of E-step and M-step.

Ablation of E-step and M-step. As shown in Figure 2, our ablation study confirms the synergistic relationship between UniAPO’s E-step and M-step. While both prompt optimization (M-step) and feedback generation (E-step) are individually effective, yielding significant gains when used alone, the full framework that alternates between them performs best, which validates that the complementary interaction of these two steps is critical to UniAPO’s capabilities.

Feedback Generators and Prompt Optimizers. Our ablation study, which created hybrid models by swapping components with baselines (Table 3), reveals the powerful synergy within UniAPO. While our feedback generator (FG) and prompt optimizer (PO) each provide significant, distinct benefits—mitigating visual token inflation and a lack

FG Type	PO Type	Video CLS		Video KE	
		Occlusion layer	Beauty	Sport	
ERM*	ERM*	61.5	68.3	69.3	
UniAPO	ERM*	65.5	73.1	74.3	
ERM*	UniAPO	65.6	70.7	76.7	
UniAPO	UniAPO	70.3	75.2	78.3	

Table 3: Comparison with different combinations between Feedback Generation methods (FG) and Prompt Optimization (PO) methods.

of process-level supervision, respectively—all hybrid configurations underperform the complete UniAPO system.

F-Mem	P-Mem	Video CLS		Video KE	
		Occlusion layer	Beauty	Sport	
Short	Short	63.2	68.3	70.5	
Short-long	Short	66.7	71.3	75.6	
Short	Short-long	65.2	70.9	74.0	
Short-long	Short-long	70.3	74.7	78.3	

Table 4: Ablation of Short-Term and Long-Short Term memory mechanism in Feedback Memory (F-Mem) and Prompt Memory (P-Mem).

Effect of each component in Memory Mechanism. Our ablation study confirms that UniAPO’s dual memory system is critical. The long-term memory in Feedback Generation (FG) is essential for mitigating visual token inflation, while the long-term memory in Prompt Optimization (PO) provides process-level supervision. Removing either component cripples the system by introducing low-quality feedback or sub-optimal prompt, respectively. UniAPO’s state-of-the-art performance is attributable to the synergy of these mechanisms in solving these core multimodal challenges.

Case Study

A case study on sport keyword extraction as shown in the Appendix reveals how UniAPO transforms a simple prompt into a sophisticated, hundred-line directive. This iterative evolution is driven by specific, class-level feedback—a product of our memory mechanism that successfully mitigates visual token inflation. The process history also confirms that the initial prompt’s structure, even when simple, is critical for establishing a directed optimization path, highlighting the synergy of our approach.

Conclusion

We present **UniAPO**, the first unified framework for automated prompt optimization (APO) that operates effectively across text, image, and video tasks. By decoupling feedback modeling from prompt refinement through an EM-inspired scheme and introducing a long-short term memory mechanism, UniAPO overcomes key challenges in multimodal APO. Experiments show that UniAPO consistently

surpasses existing baselines in both performance and generalization. We believe our approach paves the way for more robust and scalable prompt optimization in future multimodal language models.

Appendix

Details of Experimental Setting

Datasets For all text-based datasets, we adopt the data partitioning scheme from ERM (Yan et al. 2025). Since the original Meme dataset lacks official validation and test splits, we partition it into training, validation, and test sets using a 3:3:4 ratio. The data splits for our in-house video datasets, designed for classification and keyword extraction tasks, are detailed in Table 5. The splits for the classification tasks are designed to robustly evaluate the generalization performance of our models.

Task	Sub-task	Train	Validation	Test
Text CLS	BBH	38	58	144
	Ethos	798	200	200
	Liar	3681	461	461
Text GEN	WebNLG	200	300	300
Image CLS	Meme	207	207	698
Video CLS	Static CLS	100	100	834
	Occlusion	91	91	204
Video KE	Beauty	24	25	25
	Sport	44	45	45
	Travel	22	23	23
	Food	22	22	22

Table 5: Data splits for our in-house video datasets. The numbers represent the sample counts for each set. “CLS” denotes the classification task, “GEN” denotes the generation task and “KE” denotes the keyword extraction task.

For our in-house video dataset, we process each video, which is approximately 1 to 2 minutes in duration, by uniformly sampling 8 frames to represent its visual content. In addition to this visual information, we provide a rich set of accompanying textual modalities. This includes the video’s title, text extracted from stickers, text obtained via Optical Character Recognition (OCR) from the video frames, and the audio transcript generated by Automatic Speech Recognition (ASR).

Evaluation Metrics. For the text-based tasks, we use the F1 score as our evaluation metric, following the evaluation methodology of ERM (Yan et al. 2025). For the image classification task (Meme), we use the F1-micro score as our evaluation metric. For the task of video binary classification, we use the F1 score as our evaluation metric. For the task of video keyword extraction, we use the F1 score as our evaluation metric. Specifically, let \tilde{y} denote the set of keywords predicted by the model for a given video, and let y be the corresponding set of ground-truth keywords. We compute the cosine similarity between predicted keywords and

ground-truth keywords using the BGE-m3 (Chen et al. 2024) model. A predicted keyword and a ground-truth keyword are considered a match if their similarity is greater than 0.9.

We then count the number of matched keywords. Let \tilde{c} be the number of keywords in \tilde{y} that match at least one keyword in y . Similarly, let c be the number of keywords in y that are matched by at least one keyword in \tilde{y} . Precision and recall are defined as follows:

$$\text{Precision} = \frac{\tilde{c}}{|\tilde{y}|}, \quad \text{Recall} = \frac{c}{|y|} \quad (12)$$

where $|\cdot|$ denotes the cardinality of the set.

The F1 score for each sample is the harmonic mean of precision and recall:

$$\text{F1} = \frac{2 \times \text{Precision} \times \text{Recall}}{\text{Precision} + \text{Recall}} \quad (13)$$

Baselines. In the multimodal domains, where no established APO baselines exist, we extend EvolPrompt and ERM to multimodal settings, denoted as EvolPrompt* and ERM*, by adapting them to handle multimodal inputs. All methods are evaluated alongside naive prompting and CoT-style baselines for fair comparison.

Implementation Details. We split each dataset into training, development, and test sets. In each iteration of prompt optimization, candidate prompts are trained on the training set, selected based on development performance, and evaluated on the test set. We set the maximum number of training iterations to 12. To prevent overfitting and reduce training time, we employ an early stopping strategy: training is terminated if the model’s performance on the validation set does not show improvement. For sequence generation tasks, we use a beam search with a beam size of 3, which is consistent with the setup in ERM (Yan et al. 2025). We set the number of historical feedback instances and historical prompts used by UniAPO to 3 and 2, respectively.

All primary experiments use GPT-4o (Achiam et al. 2023) as the underlying MLLM across all stages of the UniAPO pipeline. Prompts are initialized with minimal handcrafted templates to simulate a low-resource setting, denoted as “Simple Prompt”. In additional experiments, we replace GPT-4o with QwenVL2.5-72B (Bai et al. 2025) as the predictor to evaluate the generalization of UniAPO, while keeping the other components unchanged. We also explore settings with more structured initial prompts, as detailed in relevant sections.

System Prompts of UniAPO

System Prompt of Predictor (\mathcal{L}_T)

```
1 Imagine you are a keyword extractor
   for short video ecosystem
   governance. I provide you the
   following video consisting of 8
   frames, along with a title,
   stickers, ocr and asr. I hope
   you can determine whether this
   video meets the following
```



```

policy.
2 The title of the video is: {title},
  the sticker texts of the video
  is: {stickers}, the ocr of the
  video is: {ocr}, the asr of
  the video is: {asr}, the frames
  of the video is: [VIDEO]
3 **POLICY**:
4 <policy>{policy_str}</policy>
5 Please directly answer the
  extracted keywords list. The
  answer is wrapped with <answer>
  and </answer>.
6
7 **Output Format:
8 <answer>[keyword1, keyword2,
  ...]</answer>
9 Answer:

```

System Prompt of the Cold Starting

```

1 # Task Overview
2
3 You are tasked with creating a
  refined policy for a zero-shot
  keyword extraction model that
  handles challenging examples.
4
5 # Input Components
6
7 Original Prompt:
8 {user_prompt}
9
10 # Objective
11
12 Generate a detailed and robust
  POLICY that:
13
14 - Integrates All Details: Combines
  every element from the original
  prompt without oversimplifying
  or omitting critical
  instructions.
15
16 - Generate a structured policy in
  markdown format.
17
18 # Step-by-Step Reasoning &
  Verification Requirement
19
20 Before finalizing your answer,
  please perform the following
  using your internal chain-of-
  thought (which must not be
  visible in the final output):
21
22 - Understand the Task: Grasp the
  main objective, goals,
  requirements, constraints, and
  expected output.
23
24 - Minimal Changes: If an existing

```

```

prompt is provided, improve it
only if it's simple. For
complex prompts, enhance
clarity and add missing
elements without altering the
original structure.
24 - Clarity and Conciseness: Use
  clear, specific language. Avoid
  unnecessary instructions or
  bland statements.
25 - Preserve User Content: If the
  input task or prompt includes
  extensive guidelines or
  examples, preserve them
  entirely, or as closely as
  possible. If they are vague,
  consider breaking down into sub-
  steps. Keep any details,
  guidelines, examples, variables
  , or placeholders provided by
  the user.
26 - Constraints:
27   - Confirm that the policy
  output adheres to the
  specified format with <
  policy> and </policy> tags.
28   - *Do not add any output format
  .*
29   - Do not add any input format
  and explanation of input
  content.
30   - Do not add any examples.
31
32 **Note**: Only after thoroughly
  verifying your internal
  reasoning should you generate
  the final refined output.
33
34 # Output Format and Constraints
35 - Final Output Format:
36   - The final refined policy must
  be wrapped within <policy>
  and </policy> tags.
37
38 - Word Limit:
39   - The entire policy must not
  exceed 200 words.
40
41 # Final Output Template (Example):
42 <think>
43 ... [Your short thinking process]
44 ...
45 </think>
46 **Detailed Verified Refined Policy
  for Zero-Shot Keyword
  Extraction in Short Video
  Ecosystem Governance**:
47 <policy>
48 ... [Your detailed and verified
  refined policy instructions go
  here] ...
49 </policy>

```

50
51 Output:

System Prompt of Feedback Generator (\mathcal{L}_F)

```
1 # Task Overview
2
3 You are tasked with creating a
  refined policy for a zero-shot
  keyword extraction model that
  handles challenging examples.
4
5 # Input Components
6
7 1. Original Prompt:
8   {user_prompt}
9
10 2. Additional Feedback (from
   problematic examples):
11   {feedback_str}
12
13 3. Observation:
14   The generated key cases based on
   the examples, which are
   provided under INPUT.
15
16 INPUT
17 [CASES_INPUT]
18
19 # Objective
20
21 Generate a detailed and robust
   POLICY that:
22
23 - Integrates All Details: Combines
   every element from the original
   prompt and the additional
   feedback without
   oversimplifying or omitting
   critical instructions.
24
25 # Step-by-Step Reasoning &
   Verification Requirement
26
27 Before finalizing your answer,
   please perform the following
   using your internal chain-of-
   thought (which must not be
   visible in the final output):
28
29 1. Break Down Each Requirement:
30
31 - Verify that the integration of
   both the original prompt and
   the additional feedback is
   complete.
32
33 - Confirm that clear instructions
   on handling each data field (
   video, predict_label, label)
```

```
are provided.
35 - Ensure guidance for managing
   erroneous or missing keywords
   is explicitly addressed.
36
37 2. Cross-Check for Completeness:
38
39 - Ensure that no critical details
   are missing.
40 - Verify that the policy output
   will remain under the 4096-word
   limit.
41 - Confirm that the policy output
   adheres to the specified format
   with <policy> and </policy>
   tags.
42 - Do not add output format in the
   policy output.
43 - Do not lossing any other
   information in the policy
   output and shorten the policy
   output.
44 - Do not directly add the content
   of the INPUT in the policy
   output.
45 - Do not add the content of about
   Continuous Improvement in
   the policy output.
46
47 Note: Only after thoroughly
   verifying your internal
   reasoning should you generate
   the final refined output.
48
49 # Output Format and Constraints
50 - Final Output Format:
51   - The final refined policy must
   be wrapped within <policy>
   and </policy> tags.
52
53 - Word Limit:
54   - The entire policy must not
   exceed 4096 words.
55
56 - Clarity and Robustness:
57   - Do not produce an
   oversimplified version.
   Every critical detail and
   instruction must be
   integrated to ensure the
   model can reliably handle
   difficult or noisy examples
   .
58
59 - Do not directly add the content
   of the INPUT in the policy
   output.
60
61 # Final Output Template (Example):
62 <think>
63 ... [Your short thinking process]
64 ...
65 </think>
```

```

65 ...
66 **Detailed Verified Refined Policy
    for Zero-Shot Keyword
    Extraction in Short Video
    Ecosystem Governance**:
67 <policy>
68 ... [Your detailed and verified
    refined policy instructions go
    here] ...
69 </policy>
70
71 Output:

```

System Prompt of the Prompt Evoluter (\mathcal{L}_E)

```

1  You must turn several policy
    documents into one consistent
    policy that keeps everything
    important, removes redundancies
    , and resolves contradictions.
2
3  INPUTS
4  **Policies**: Multi-line string
    that contain all source
    policies (two or more).
5  Make sure each policy is clearly
    delimited in the input (e.g
    . "### Policy 1", "###
    Policy 2", etc.).
6  **Restriction**: Optional extra
    constraints that the final
    policy must obey.
7
8  TASKS: PERFORM IN ORDER
9
10 1. Extract rules.
11   Read every source policy and
    mentally list all of its
    rules (no output yet).
12
13 2. Merge identical / near-
    identical rules.
14   a. If multiple policies express
    the same idea, keep the
    clearest wording.
15   b. Include the merged rule only
    once in the final list.
16
17 3. Resolve conflicts.
18   a. When two or more rules clash,
    decide which is preferable
    using general practicality
    and broad applicability.
19   b. Keep the chosen rule and
    discard the others.
20   c. Immediately after the kept
    rule, add a short bracketed
    note explaining why it was
    chosen, e.g.
21   "(Preferred over Policy 3 & 2
    because it applies

```

```

    company-wide.)"
22   d. If conflicting rules can
    coexist under different
    conditions, keep all and
    state the conditions
    explicitly.
23
24 4. Evaluate unique rules.
25   a. For rules that appear in only
    one policy, keep them only if they are sensible,
    broadly useful, and not
    unreasonably specific.
26   b. If kept, rewrite for clarity
    or generality as needed.
27   c. If removed, record the reason
    in the "unique content"
    subsection of the Reason
    block wrapped with <think>
    and </think>.
28
29 5. Quality check.
30   Ensure the resulting policy:
31   - is logically consistent;
32   - covers every major scenario
    found in the inputs;
33   - contains no redundancy;
34   - satisfies {addi_restriction};
35   - is under 4096 words (including
    tags).
36
37  FORMATTING RULES
38
39 - The the content of Reason block
    is wrapped with <think> and </
    think>.
40 - The Detailed Merged Policy: is
    wrapped with '<policy>' and '</
    policy>'.
41 - Keep every tag ('<think>', '</
    think>', '<policy>', '</policy
    >') exactly as shown.
42 - Do NOT nest tags or add other
    commentary outside the
    prescribed blocks.
43 - Inside 'Policy' include only
    the content of final policy
    string.
44
45  OUTPUT FORMAT (return nothing else)
46
47  ### Reason
48  <think>
49  similarities
50  - ...one bullet per merged rule...
51
52  conflicts
53  - ...one bullet per conflict
    handled, showing the original
    rules and the resolution
    rationale...
54
55

```

```

56 unique content
57 - ...one bullet per unique rule,
    marked "KEPT" (with rewritten
    text) or "REMOVED" (with reason
    )...
58 </think>
59
60 ...Detailed Merged Policy:
61 ### Merged Policy:
62 <policy>[...Detailed Merged Policy
    ...]</policy>
63
64
65 INPUTS:
66 **Policies**: {policy_str}
67 **Restriction**: {addi_restriction}
68
69 Output:

```

Prompt of Cases for Feedback Generation

```

1 The title of No.{idx} video is: {
  title}, the sticker texts of No
  .{idx} video is: {stickers},
  the ocr of No.{idx} video is: {
  ocr}, the asr of No.{idx} video
  is: {asr}, the label of No.{
  idx} video is: {label}, the
  prediction of No.{idx} video is
  : {pred}, the frames of No.{idx
  } video is:

```

System Prompt of the Prompt Evoluter (\mathcal{L}_E)

```

1 You must turn several policy
  documents into one consistent
  policy that keeps everything
  important, removes redundancies
  , and resolves contradictions.
2
3 INPUTS
4 **Policies**: Multi-line string
  that contain all source
  policies (two or more).
5 Make sure each policy is clearly
  delimited in the input (e.g
  . "### Policy 1", "###
  Policy 2", etc.).
6 **Restriction**: Optional extra
  constraints that the final
  policy must obey.
7
8 TASKS: PERFORM IN ORDER
9
10 1. Extract rules.
11 Read every source policy and
  mentally list all of its
  rules (no output yet).
12
13 2. Merge identical / near-

```

```

    identical rules.**
14 a. If multiple policies express
    the same idea, keep the
    clearest wording.
15 b. Include the merged rule only
    once in the final list.
16
17 3. Resolve conflicts.
18 a. When two or more rules clash,
    decide which is preferable
    using general practicality
    and broad applicability.
19 b. Keep the chosen rule and
    discard the others.
20 c. Immediately after the kept
    rule, add a short bracketed
    note explaining why it was
    chosen, e.g.
21 "(Preferred over Policy 3 & 2
    because it applies
    company-wide.)"
22 d. If conflicting rules can
    coexist under different
    conditions, keep all and
    state the conditions
    explicitly.
23
24 4. Evaluate unique rules.
25 a. For rules that appear in only
    one policy, keep them only
    if they are sensible,
    broadly useful, and not
    unreasonably specific.
26 b. If kept, rewrite for clarity
    or generality as needed.
27 c. If removed, record the reason
    in the "unique content"
    subsection of the Reason
    block wrapped with <think>
    and </think>.
28
29 5. Quality check.
30 Ensure the resulting policy:
31 - is logically consistent;
32 - covers every major scenario
    found in the inputs;
33 - contains no redundancy;
34 - satisfies {addi_restriction};
35 - is under 4096 words (including
    tags).
36
37 FORMATTING RULES
38
39 - The the content of Reason block
    is wrapped with <think> and </
    think>.
40 - The Detailed Merged Policy: is
    wrapped with '<policy>' and '</
    policy>'.
41 - Keep every tag ('<think>', '</
    think>', '<policy>', '</policy
    >') exactly as shown.
42 - Do NOT nest tags or add other

```

```

        commentary outside the
        prescribed blocks.
43 - Inside `**Policy**` include only
        the content of final policy
        string.
44
45 OUTPUT FORMAT (return nothing else)
46
47
48 ### Reason
49 <think>
50 similarities
51 - ...one bullet per merged rule...
52
53 conflicts
54 - ...one bullet per conflict
        handled, showing the original
        rules and the resolution
        rationale...
55
56 unique content
57 - ...one bullet per unique rule,
        marked "KEPT" (with rewritten
        text) or "REMOVED" (with reason
        )...
58 </think>
59
60 ...Detailed Merged Policy:
61 ### Merged Policy:
62 <policy>[...Detailed Merged Policy
        ...]</policy>
63
64
65 INPUTS:
66 **Policies**: {policy_str}
67 **Restriction**: {addi_restriction}
68
69 Output:

```

System Prompt of Feedback Generator (\mathcal{L}_F)

```

1 # Task Overview
2
3 You are tasked with creating a
  refined policy for a zero-shot
  keyword extraction model that
  handles challenging examples.
4
5 # Input Components
6
7 1. Original Prompt:
8   {user_prompt}
9
10
11 2. Additional Feedback (from
   problematic examples):
12   {feedback_str}
13
14
15 3. Observation:
16 The generated key cases based on

```

```

        the examples, which are
        provided under **INPUT**.
17
18 **INPUT**
19 [CASES_INPUT]
20
21 # Objective
22
23 Generate a detailed and robust
  POLICY that:
24
25 - Integrates All Details: Combines
    every element from the original
    prompt and the additional
    feedback without
    oversimplifying or omitting
    critical instructions.
26
27 # Step-by-Step Reasoning &
  Verification Requirement
28
29 Before finalizing your answer,
  please perform the following
  using your internal chain-of-
  thought (which must not be
  visible in the final output):
30
31 1. Break Down Each Requirement:
32
33 - Verify that the integration of
    both the original prompt and
    the additional feedback is
    complete.
34
35 - Confirm that clear instructions
    on handling each data field (
    video, predict_label, label)
    are provided.
36
37 - Ensure guidance for managing
    erroneous or missing keywords
    is explicitly addressed.
38
39 2. Cross-Check for Completeness:
40
41 - Ensure that no critical details
    are missing.
42
43 - Verify that the policy output
    will remain under the 4096-word
    limit.
44
45 - Confirm that the policy output
    adheres to the specified format
    with <policy> and </policy>
    tags.
46
47 - Do not add output format in the
    policy output.
48
49 - Do not lossing any other
    information in the policy
    output and shorten the policy
    output.
50
51 - Do not directly add the content
    of the **INPUT** in the policy
    output.
52
53 - Do not add the content of about
    **Continuous Improvement** in

```

```

46         the policy output.
47 **Note**: Only after thoroughly
         verifying your internal
         reasoning should you generate
         the final refined output.
48
49 # Output Format and Constraints
50 - Final Output Format:
51     - The final refined policy must
         be wrapped within <policy>
         and </policy> tags.
52
53 - Word Limit:
54     - The entire policy must not
         exceed 4096 words.
55
56 - Clarity and Robustness:
57     - Do not produce an
         oversimplified version.
         Every critical detail and
         instruction must be
         integrated to ensure the
         model can reliably handle
         difficult or noisy examples
         .
58
59 - Do not directly add the content
         of the **INPUT** in the policy
         output.
60
61 # Final Output Template (Example):
62 <think>
63 ... [Your short thinking process]
64 ...
65 </think>
66 **Detailed Verified Refined Policy
         for Zero-Shot Keyword
         Extraction in Short Video
         Ecosystem Governance**:
67 <policy>
68 ... [Your detailed and verified
         refined policy instructions go
         here] ...
69 </policy>
70
71 Output:

```

```

         to sports from the provided
         video. The assessment must
         consider the following
         components:
2
3 1. \textbf{Title}: Analyze the
         title for any explicit mentions
         or implications of sports-
         related terms or activities.
4 2. **Sticker Texts**: Evaluate text
         present in stickers within the
         video for sports-specific
         language or references.
5 3. **OCR (Optical Character
         Recognition**: Examine all
         visual text extracted from the
         video frames for keywords
         associated with sports,
         including sports names,
         terminologies, or related terms
         .
6 4. **ASR (Automatic Speech
         Recognition**: Process the
         spoken content within the video
         to identify sports-related
         mentions or themes.
7 5. **Video Frames**: Contextually
         interpret visual elements in
         the frames (e.g., players,
         equipment, locations) to verify
         relevance to sports.
8
9 The extracted keywords must be:
10 - **Specific**: Pertinent to sports
         (e.g., "soccer," "basketball")
         .
11 - **Concise**: Avoiding redundancy
         or overly broad terms.
12 - **Contextually Relevant**:
         Reflecting the actual theme or
         content presented in the video.
13
14 Exclude generic or unrelated terms
         that do not directly relate to
         sports. Perform a holistic
         evaluation of all input
         components to ensure accurate
         keyword extraction.

```

Results of UniAPO in Sport Keyword Extraction

Initial Prompt

1 Keywords about sports.

Input Prompt

1 The keyword extractor must identify and extract concise, relevant, and contextually accurate keywords specifically related

Generated Feedback

```

1 **Regulation 1: Contextual
         Integration of Visual and Audio
         Cues**
2
3 Develop a mechanism to integrate
         visual cues from the frames
         with audio cues from the ASR.
         If the frames depict a specific
         sport or activity and the ASR
         mentions related terms (e.g., "
         pass the ball" in a soccer

```


scene), the system should prioritize extracting keywords that combine both sources of information. For example, in Video No.2, where soccer visuals and "pass the ball" audio cues were present, the keywords should include "Soccer Pass" or "Soccer Interaction." This ensures a holistic evaluation of the video content .

- 4
- 5
- 6 ****Regulation 2: Refine extraction from video information by leveraging implicit contextual clues.****
- 7
- 8 - The extractor must analyze the video information (OCR and ASR data) to identify implicit references to sports activities or themes. For instance, if OCR data mentions "Naval Cadet Entrance Exam" and the video frames show individuals running, keywords like "1,000-meter Run" and "Naval Cadet Physical Exam" should be extracted to reflect the specific context.
- 9 - When OCR or ASR data contains ambiguous or fragmented text, the extractor must cross-reference with video frames to clarify the context and extract relevant keywords. For example, if OCR mentions "LED Ball" and the video frames show a glowing basketball, the keyword "LED Basketball" should be included.
- 10 - Avoid extracting keywords that are unrelated to the sports theme, even if they appear in OCR or ASR data. For example, terms like "celebration" or "product" should only be included if they are directly tied to the sports context presented in the video.
- 11 - This regulation ensures that keywords derived from video information are contextually accurate and aligned with the visual content.
- 12
- 13
- 14 ****Regulation 3: Frame-by-Frame Contextual Analysis****
- 15
- 16 Implement a systematic frame-by-frame analysis to identify

recurring visual elements and actions. Each frame should be evaluated independently, and recurring sports-related elements (e.g., players, equipment, settings) should be flagged and cross-referenced across all frames. For example, if multiple frames show individuals skateboarding in a skatepark, keywords like "Casual Skateboarding Footage" or "Skatepark Activity" should be extracted to capture the broader context. This approach ensures that implicit and repeated sports activities are not overlooked.

Optimized Prompt

- 1 **### **Zero-Shot Sports-Related Keyword Extraction Policy****
- 2
- 3 As a keyword extractor for short video ecosystem governance, your role is to accurately and comprehensively identify sports-related keywords. Analyze all provided video components, including the title, stickers, OCR, ASR, and video frames, using the detailed guidelines below to ensure precise, contextually relevant, and specific keyword extraction.
- 4
- 5 ---
- 6
- 7 **### **Data Component Analysis****
- 8
- 9 1. ****Title**:**
- 10 - Extract sports-related keywords directly or infer them based on context.
- 11 - Prioritize specific sports disciplines, events, or activities.
- 12 - Avoid extracting unrelated or generic terms unless tied explicitly to a sports context.
- 13
- 14 2. ****Stickers**:**
- 15 - Analyze sticker texts for sports themes or terminology .
- 16 - Extract only relevant sports-related stickers, excluding unrelated content.
- 17 - Cross-reference sticker data

with visual cues to confirm relevance.

18

19 3. ****OCR (Optical Character Recognition)**:**

20 - Identify visible text in video frames for sports-related terms, brand names, team names, locations, or events.

21 - Validate OCR keywords using visual evidence (e.g., equipment, uniforms).

22 - Avoid speculative terms; derive only from explicit textual or visual evidence.

23

24 4. ****ASR (Automatic Speech Recognition)**:**

25 - Extract spoken words referring to sports activities, athlete names, teams, tournaments, or events.

26 - Cross-check ASR data with visual content to ensure accuracy and avoid overgeneralization.

27 - Exclude speculative terms unsupported by visual or textual evidence.

28

29 5. ****Video Frames**:**

30 - Observe frames for sports-related actions, objects, or symbols to supplement textual data.

31 - Identify specific sports activities, equipment, uniforms, or event settings.

32 - Use sequential frame analysis to detect recurring patterns or implied activities (e.g., gameplay, events).

33 - Infer implied keywords (e.g., "penalty shootout," "boxing match") based on visual cues and frame progression.

34

35 ---

36

37 **### **Key Extraction Criteria****

38

39 1. ****Specificity**:**

40 - Extract concise, meaningful, and specific keywords (e.g., "soccer," "basketball," "Olympics").

41 - Avoid overly broad terms unless explicitly tied to a sports context.

42 - Use detailed descriptors when supported by evidence (e.g., "100-meter dash" instead of "running").

43

44 2. ****Relevance**:**

45 - Extract only sports-related keywords. Exclude irrelevant or overly broad terms.

46 - Ensure keywords reflect the core theme or activity depicted in the video.

47

48 3. ****Implied Keywords**:**

49 - Infer implied keywords when strong visual and contextual evidence supports their inclusion.

50 - Example: If frames depict "Mbappe" and "Haaland" in a competitive setting, infer "Mbappe vs Haaland" or "penalty shootout."

51 - Avoid speculative terms; derive implied keywords from visual and contextual cues.

52

53 4. ****Contextual Integration**:**

54 - Cross-reference textual data (Title, Stickers, OCR, ASR) with visual cues from Video Frames to validate or enhance extracted keywords.

55 - Example: If frames show a basketball court and ASR mentions "basketball," prioritize extracting "basketball game" or "basketball match."

56 - Ensure extracted keywords align with the video's overarching theme.

57

58 5. ****Prioritization of Visual Cues**:**

59 - Use visual evidence (e.g., equipment, player actions, event banners) to extract contextually relevant keywords.

60 - Example: Frames showing athletes with a basketball should lead to the keyword "basketball," even if textual data is ambiguous.

61 - Leverage sequential frame analysis to detect recurring patterns or implied themes (e.g., continuous gameplay).

62

63 6. ****Avoiding Duplicates**:**

64 - Consolidate extracted keywords to avoid duplicates unless contextually significant.

65 - Example: Use "soccer match" rather than repeating "soccer" and "match"

```

        separately.
66
67 7. **Error Handling and Missing
    Data**:
68     - If components (e.g., Stickers,
        OCR, ASR) are absent or
        uninformative, rely on
        visual analysis (e.g., video
        frames).
69     - Example 1: If frames show a
        skatepark and individuals
        performing tricks, extract "
        skateboarding," "skatepark,"
        or "skateboarding tricks."
70     - Example 2: If frames depict a
        racing track with vehicles,
        infer "racing event" or "
        amateur racing."
71     - Avoid speculative keywords;
        derive terms from explicit
        or strongly implied evidence
        .
72
73 ---
74
75 ### **Advanced Techniques for
    Challenging Scenarios**
76
77 1. **Sequential Frame Analysis**:
78     - Analyze the progression of
        frames to identify recurring
        patterns or implied
        activities.
79     - Example 1: If consecutive
        frames depict players
        passing a soccer ball, infer
        "soccer passing" or "
        amateur soccer play."
80     - Example 2: If frames show
        repeated actions in a boxing
        ring, infer "boxing match"
        or "amateur boxing."
81     - Use frame progression to
        validate implied keywords (e
        .g., "penalty shootout").
82
83 2. **Enhanced ASR Integration**:
84     - Cross-validate ASR data with
        visual evidence to ensure
        accuracy.
85     - Example: If ASR mentions "
        Ronaldinho" and frames
        depict a soccer match,
        extract "Ronaldinho," "
        soccer," and "soccer match."
86     - Avoid speculative terms
        unsupported by visual
        evidence.
87
88 3. **Contextual Integration of
    Visual and Textual Cues**:
89     - Combine visual and textual
        data to infer detailed,

```

```

        contextually relevant
        keywords.
90     - Example: If frames depict a
        billiards table with players
        engaged, infer "billiards
        skills" or "cue sports."
91
92 4. **Handling Ambiguous or Noisy
    Data**:
93     - When OCR or ASR data is
        missing or uninformative,
        rely primarily on visual
        cues.
94     - Example: If frames depict a
        boxing ring with athletes,
        extract "boxing match" and "
        amateur boxing."
95     - Avoid overgeneralization by
        focusing on unique visual
        identifiers (e.g., team
        names, player numbers).
96
97 5. **Prioritize Frame-Based
    Contextual Evidence**:
98     - Example: If frames depict a
        dirt track with sprint cars
        and stickers mention "URC
        Sprints," infer "sprint car
        racing" and "amateur racing
        ."
99
100 6. **Avoid Overgeneralization**:
101     - Focus on unique visual
        identifiers (e.g., equipment
        , player actions, event
        settings).
102     - Example: Extract "goblet squat
        " rather than broad terms
        like "glutes workout" unless
        explicitly supported.
103
104 ---
105
106 ### **Output Guidelines**
107
108     - Submit extracted keywords as a
        comma-separated list enclosed
        within '<answer>' and '</answer
        >' tags.
109     - Ensure the keyword list is
        directly derived from video
        components by integrating
        textual and visual data
        seamlessly.
110     - Avoid unnecessary commentary or
        explanations in the output.
111
112 ---
113
114 By systematically analyzing textual
        and visual data, prioritizing
        specificity and relevance, and
        addressing challenging examples

```

with advanced integration techniques, this refined policy ensures accurate and reliable keyword extraction for short video ecosystem governance.

Results of EvolPrompt* in Sport Keyword Extraction

Initial Prompt

1 Keywords about sports.

Optimized Prompt

1 Identifying, pinpointing, and compiling key and essential terms related to sports.

Results of ERM* in Sport Keyword Extraction

Initial Prompt

1 Keywords about sports.

Generated Feedback

1 *Regulation #1: Enhance Specificity in Keyword Extraction for Sports Types and Content Types **

2

3 - When extracting keywords related to sports types, ensure granularity by prioritizing specific terms over general ones. For instance, instead of "Shooting Sports Highlights," extract precise terms such as "Air Pistol Shooting" or "Turkish Athlete" when identifiable in the video frames or ASR.

4

5 - For content types, include subcategories or contextual elements (e.g., "celebration," "stadium") that are visually or narratively significant within the video. Use visual cues from the video frames (e.g., player actions, equipment) and audio descriptions to refine keyword selection.

6 - Cross-reference extracted keywords with the ASR and video frames to ensure alignment with the video's context and avoid overgeneralization.

6

7

8 **Regulation #2: Prioritize Contextual Relevance Derived from Video Frames**

9

10 - Enhance the extraction process by explicitly requiring the integration of visual cues from video frames. For example:

11

12 - Identify specific actions, objects, or environments depicted in the frames (e.g., "dirt track racing" in Example 1, "billiard table" in Example 2).

13

14 - Translate these visual elements into precise, contextually relevant keywords that align with the policy categories (e.g., "Fan Support" in Example 3).

15

16 - Implement a rule that prioritizes specific and actionable keywords over broad or generic terms. For instance, instead of extracting "sports humor," focus on extracting specific actions like "pass" or "challenge" as seen in Example 4.

17

18

19 **Regulation #3: Enforce Contextual Keyword Combination for Precision**

20

21 - Keywords must be contextually combined to capture the full meaning of the activity or event depicted in the video. This includes:

22

23 - Combining location and event elements (e.g., "Naval Cadet Entrance Exam" with "1,000-meter Run").

24 - Merging comparative or descriptive elements with the activity (e.g., "Basketball Prototype vs Product").

25 - Including relevant descriptors such as "amateur," "professional," or "casual" only when they are clearly supported by the video content.

26 - Avoid overgeneralization by ensuring that extracted keywords are directly tied

to the specific sports type or context shown in the video. For example, avoid generic terms like "amateur sports" when "amateur skateboarding" or "casual basketball" is more appropriate.

Optimized Prompt

```
1 ### **1. Objective**
2 This policy provides a robust
  framework for extracting
  precise, contextually relevant,
  and comprehensive keywords
  from short video content. It
  integrates visual and textual
  data to accurately represent
  the video's activities, objects
  , themes, and events. The goal
  is to ensure specificity, avoid
  redundancy, minimize errors,
  and handle challenging or
  ambiguous examples effectively.
3
4 ---
5
6 ### **2. Core Principles of Keyword
  Extraction**
7 - Extracted keywords must
  accurately reflect the video's
  central themes, dynamic actions
  , objects, and events as
  depicted in video frames and
  supported by textual data (ASR,
  OCR, stickers, and title).
8 - Emphasize specificity by
  prioritizing detailed,
  actionable, and contextually
  relevant keywords. Use generic
  terms (e.g., "sports") only as
  a fallback when specificity is
  not possible.
9 - Consolidate similar or
  overlapping keywords into
  precise terms unless distinct
  variations are explicitly
  emphasized in the video's
  content.
10
11 ---
12
13 ### **3. Data Integration and
  Analysis**
14 ##### **3.1. Video Frames**
15 - **Primary Source**: Use video
  frames as the primary source
  for identifying specific
  actions, objects, and events.
  Prioritize dynamic actions (e.g
```

```
., "goal scoring," "kickflip")
and central objects (e.g., "
boxing ring," "billiards table
") visible across multiple
frames.
16 - **Specificity in Actions**:
  Replace generic terms with
  specific descriptions. For
  example:
17   - Replace "sports" with "horse
    racing" if horses and a
    racetrack are depicted.
18   - Replace "fitness" with "front
    dumbbell raises" if the video
    shows this specific exercise
    .
19 - **Temporal Progression**:
  Consider sequences of actions
  across frames to derive
  comprehensive keywords. For
  example, if the video shows a
  goal being scored followed by a
  celebration, include both "
  goal scoring" and "celebration
  ."
20 - **Consistency**: Cross-reference
  keywords across all frames to
  ensure consistency in
  representing the video's core
  theme. For example, if a boxing
  ring is visible in all frames,
  ensure "boxing ring" is
  included.
21
22 ##### **3.2. ASR (Audio Speech
  Recognition)**
23 - **Complement Visual Analysis**:
  Use ASR data to identify spoken
  phrases that add context or
  confirm visual findings. For
  example:
24   - If the ASR mentions "kickflip"
    during a skateboarding video,
    ensure "kickflip" is
    included as a keyword.
25 - **Prioritize Relevance**: Extract
  keywords from ASR phrases that
  directly describe actions,
  events, or objects relevant to
  the video frames. Disregard
  irrelevant or noisy ASR outputs
  unless supported by visual or
  other textual data.
26
27 ##### **3.3. OCR (Optical Character
  Recognition)**
28 - **Contextual Integration**:
  Extract keywords from text
  visible in the video, such as
  banners, signs, or equipment
  labels. For example:
29   - If OCR identifies "URC SPRINTS
    ," include "sprint cars" or "
```

```

    dirt track racing."
30 - If OCR reads "Pool Tournament
    2023," include "pool" and "
    billiards."
31 - **Cross-Validation**: Validate
    OCR findings against visual and
    ASR data to ensure consistency
    and accuracy. Disregard
    misleading or irrelevant OCR
    outputs unless corroborated by
    other data sources.
32
33 ##### **3.4. Stickers and Title**
34 - **Stickers**: Use sticker text to
    provide additional context.
    For example:
35 - If a sticker reads "Game On!"
    and the video depicts a
    basketball court, include "
    basketball" or "game" as
    keywords.
36 - **Title**: Use the title as a
    guide for overall context but
    ensure alignment with
    observable actions, objects, or
    events in the video frames and
    textual data.
37
38 ---
39
40 ### **4. Specificity, Coverage, and
    Redundancy**
41 ##### **4.1. Enhancing Specificity**
42 - Use detailed and actionable
    keywords rather than generic
    terms. For example:
43 - Replace "sports" with "
    skateboarding" if
    skateboarding is depicted.
44 - Replace "fitness" with "
    deadlift workout" if the
    video shows a deadlift
    exercise.
45 - Consolidate overlapping keywords
    unless distinct variations are
    emphasized. For example:
46 - Merge "Amateur Arm Wrestling"
    and "Arm Wrestling" into "Arm
    Wrestling" unless the
    amateur nature is central to
    the theme.
47
48 ##### **4.2. Comprehensive Coverage
    **
49 - Analyze all input components (
    video frames, ASR, OCR,
    stickers, and title) to ensure
    no critical keywords are missed
    .
50 - Cross-reference extracted
    keywords across data sources to
    verify that they
    comprehensively represent the

```

```

    video's content.
51 - Derive context-specific keywords
    from ambiguous data based on
    the most likely interpretation
    of available information.
52
53 ##### **4.3. Avoiding Redundancy**
54 - Avoid repetitive keywords unless
    they describe distinct aspects
    of the content. For example:
55 - Include both "goal scoring" and
    "celebration" if these are
    separate actions depicted in
    the video.
56 - Avoid duplicating "billiards"
    and "pool" unless both terms
    are contextually significant.
57
58 ---
59
60 ### **5. Error Handling and Edge
    Cases**
61 ##### **5.1. Erroneous Data**
62 - Exclude irrelevant or misleading
    keywords caused by noisy ASR or
    OCR outputs unless supported
    by other contextual data. For
    example:
63 - Ignore an OCR output of "SALE"
    if it is unrelated to the
    video's theme.
64 - Use visual data as the primary
    source to confirm or reject
    noisy textual inputs.
65
66 ##### **5.2. Missing Data**
67 - If specific data fields (e.g.,
    ASR, OCR) are unavailable, rely
    more heavily on the available
    sources while maintaining
    specificity and contextual
    relevance.
68 - If visual data lacks specificity,
    use textual data (ASR, OCR,
    stickers, and title) to infer
    likely themes or activities.
69
70 ##### **5.3. Fallback Strategy**
71 - Use broad keywords (e.g., "sports
    ") only when visual and textual
    data lack the specificity
    needed for detailed
    descriptions.
72
73 ---
74
75 ### **6. Quality Assurance**
76 ##### **6.1. Iterative Testing**
77 - Conduct iterative testing across
    diverse and challenging
    examples to ensure adherence to
    the policy.
78 - Update the policy regularly based

```



```

    on observed errors and
    emerging edge cases to improve
    robustness.
79
80 ##### **6.2. Final Review**
81 - Perform a final review to ensure:
82   - All keywords are relevant,
    specific, and non-redundant.
83   - Keywords comprehensively
    represent the video's content
    .
84   - Justification exists for any
    broad or fallback keywords
    used.
85
86 ---
87
88 ##### **7. Output Requirements**
89 - Present keywords as a concise,
    comma-separated list.
90 - Example format:
91   - '<answer>[keyword1, keyword2,
    ...]</answer>'
92
93 ---
94
95 ##### **8. Illustrative Examples**
96 ##### **Example 1**
97 - **Video Frames**:: Show
    individuals performing "front
    dumbbell raises."
98 - **ASR**:: Mentions "dumbbell
    workout."
99 - **OCR**:: Reads "Strength Training
    ."
100 - **Stickers**:: Include "Fitness
    Goals."
101 - **Extracted Keywords**:: '<answer
    >[front dumbbell raises,
    strength training, dumbbell
    workout]</answer>'
102
103 ##### **Example 2**
104 - **Video Frames**:: Depict a
    skateboarding activity in a
    skatepark.
105 - **ASR**:: Mentions "kickflip."
106 - **OCR**:: Displays "Skateboarding
    Championship."
107 - **Stickers**:: Say "Extreme Sports
    ."
108 - **Extracted Keywords**:: '<answer
    >[skateboarding, kickflip,
    skatepark]</answer>'
109
110 ##### **Example 3**
111 - **Video Frames**:: Show a
    billiards table with players.
112 - **ASR**:: Includes "Eight-ball,
    your turn."
113 - **OCR**:: Reads "Pool Tournament
    2023."
114 - **Stickers**:: Include "Game Night

```

```

    ."
115 - **Extracted Keywords**:: '<answer
    >[billiards, pool, eight-ball
    ]</answer>'

```

References

- Achiam, J.; Adler, S.; Agarwal, S.; Ahmad, L.; Akkaya, I.; Aleman, F. L.; Almeida, D.; Altenschmidt, J.; Altman, S.; Anadkat, S.; et al. 2023. Gpt-4 technical report. *arXiv preprint arXiv:2303.08774*.
- Agarwal, E.; Magazine, R.; Singh, J.; Dani, V.; Ganu, T.; and Nambi, A. 2025. PromptWizard: Optimizing Prompts via Task-Aware, Feedback-Driven Self-Evolution. In *ACL*, 19974–20003.
- Bäck, T.; and Schwefel, H.-P. 1993. An overview of evolutionary algorithms for parameter optimization. *Evolutionary computation*, 1(1): 1–23.
- Bai, S.; Chen, K.; Liu, X.; Wang, J.; Ge, W.; Song, S.; Dang, K.; Wang, P.; Wang, S.; Tang, J.; et al. 2025. Qwen2. 5-vl technical report. *arXiv preprint arXiv:2502.13923*.
- Cao, S.; Yin, Y.; Huang, L.; Liu, Y.; Zhao, X.; Zhao, D.; and Huang, K. 2023. Efficient-vqgan: Towards high-resolution image generation with efficient vision transformers. In *CVPR*, 7368–7377.
- Chen, B.; Zhang, Z.; Langrené, N.; and Zhu, S. 2023. Unleashing the potential of prompt engineering in large language models: a comprehensive review. *arXiv preprint arXiv:2310.14735*.
- Chen, J.; Xiao, S.; Zhang, P.; Luo, K.; Lian, D.; and Liu, Z. 2024. BGE M3-Embedding: Multi-Lingual, Multi-Functionality, Multi-Granularity Text Embeddings Through Self-Knowledge Distillation. *CoRR*.
- Chen, Y.; Zhong, H.; Li, Y.; and Yang, Z. 2025. Uni-Code2: Cascaded Large-scale Codebooks for Unified Multimodal Understanding and Generation. *arXiv preprint arXiv:2506.20214*.
- Cui, W.; Zhang, J.; Li, Z.; Sun, H.; Lopez, D.; Das, K.; Malin, B. A.; and Kumar, S. 2025. Automatic Prompt Optimization via Heuristic Search: A Survey. *arXiv preprint arXiv:2502.18746*.
- Davari, M.; Garg, U.; Cai, W.; and Belilovsky, E. 2025. Rethinking Prompt Optimization: Reinforcement, Diversification, and Migration in Blackbox LLMs. *arXiv preprint arXiv:2507.09839*.
- Do, X. L.; Dinh, D.; Nguyen, N.-H.; Kawaguchi, K.; Chen, N.; Joty, S.; and Kan, M.-Y. 2025. What Makes a Good Natural Language Prompt? In *ACL*, 5835–5873.
- Du, Y.; Wei, F.; Zhang, Z.; Shi, M.; Gao, Y.; and Li, G. 2022a. Learning to prompt for open-vocabulary object detection with vision-language model. In *CVPR*, 14084–14093.
- Du, Y.; Wei, F.; Zhang, Z.; Shi, M.; Gao, Y.; and Li, G. 2022b. Learning to prompt for open-vocabulary object detection with vision-language model. In *CVPR*, 14084–14093.
- Fernando, C.; Banarse, D. S.; Michalewski, H.; Osindero, S.; and Rocktäschel, T. 2024. Promptbreeder: Self-Referential Self-Improvement via Prompt Evolution. In *ICML*, 13481–13544.
- Gardent, C.; Shimorina, A.; Narayan, S.; and Perez-Beltrachini, L. 2017. Creating training corpora for nlg micro-planning. In *ACL*, 179–188.
- He, J.; Rungta, M.; Koleczek, D.; Sekhon, A.; Wang, F. X.; and Hasan, S. 2024. Does prompt formatting have any impact on llm performance? *arXiv preprint arXiv:2411.10541*.
- Javaid, H. 2023. Meme Dataset. Kaggle. Kaggle dataset; Twitter data collected via web scraping.
- Keskar, A.; Perisetla, S.; and Greer, R. 2025. Evaluating multimodal vision-language model prompting strategies for visual question answering in road scene understanding. In *CVPR*, 1027–1036.
- Lamott, M.; Weweler, Y.-N.; Ulges, A.; Shafait, F.; Krechel, D.; and Obradovic, D. 2024. LAPDoc: Layout-Aware Prompting for Documents. In *International Conference on Document Analysis and Recognition*, 142–159.
- Lee, M.; Cho, S.; Lee, J.; Yang, S.; Choi, H.; Kim, I.-J.; and Lee, S. 2025. Effective SAM Combination for Open-Vocabulary Semantic Segmentation. In *CVPR*, 26081–26090.
- Lee, S.-H.; Wang, J.; Zhang, Z.; Fan, D.; and Li, X. 2024. Video token merging for long video understanding. *NeurIPS*, 37: 13851–13871.
- Li, W.; Wang, X.; Li, W.; and Jin, B. 2025. A survey of automatic prompt engineering: An optimization perspective. *arXiv preprint arXiv:2502.11560*.
- Li, Y.-J.; Zhang, X.; Wan, K.; Yu, L.; Kale, A.; and Lu, X. 2024a. Prompt-Guided Mask Proposal for Two-Stage Open-Vocabulary Segmentation. *arXiv preprint arXiv:2412.10292*.
- Li, Z.; Xu, Q.; Zhang, D.; Song, H.; Cai, Y.; Qi, Q.; Zhou, R.; Pan, J.; Li, Z.; Tu, V.; et al. 2024b. GroundingGPT: Language Enhanced Multi-modal Grounding Model. In *ACL*.
- Lin, Y.; Sun, J.; Cheng, Z.-Q.; Wang, J.; Liang, H.; Cheng, Z.; Dong, Y.; He, J.-Y.; Peng, X.; and Hua, X.-S. 2025. Why We Feel: Breaking Boundaries in Emotional Reasoning with Multimodal Large Language Models. In *CVPR*, 5196–5206.
- Liu, S.; Chen, C.; Qu, X.; Tang, K.; and Ong, Y.-S. 2024. Large language models as evolutionary optimizers. In *2024 IEEE Congress on Evolutionary Computation (CEC)*, 1–8. IEEE.
- Mohanty, A.; Parthasarathy, V. B.; and Shahid, A. 2025. The Future of MLLM Prompting is Adaptive: A Comprehensive Experimental Evaluation of Prompt Engineering Methods for Robust Multimodal Performance. *arXiv preprint arXiv:2504.10179*.
- Mollas, I.; Chrysopoulou, Z.; Karlos, S.; and Tsoumakas, G. 2022. ETHOS: a multi-label hate speech detection dataset. *Complex & Intelligent Systems*, 8(6): 4663–4678.
- Pryzant, R.; Iter, D.; Li, J.; Lee, Y. T.; Zhu, C.; and Zeng, M. 2023. Automatic Prompt Optimization with “Gradient Descent” and Beam Search. In *EMNLP*.
- Qu, X.; Gou, G.; Zhuang, J.; Yu, J.; Song, K.; Wang, Q.; Li, Y.; and Xiong, G. 2025. Proapo: Progressively automatic prompt optimization for visual classification. In *CVPR*, 25145–25155.

- Rafailov, R.; Sharma, A.; Mitchell, E.; Manning, C. D.; Ermon, S.; and Finn, C. 2023. Direct preference optimization: Your language model is secretly a reward model. *NeurIPS*, 36: 53728–53741.
- Ramnath, K.; Zhou, K.; Guan, S.; Mishra, S. S.; Qi, X.; Shen, Z.; Wang, S.; Woo, S.; Jeoung, S.; Wang, Y.; et al. 2025. A systematic survey of automatic prompt optimization techniques. *arXiv preprint arXiv:2502.16923*.
- Saleem, S.; Asim, M. N.; Zulfiqar, S.; and Dengel, A. 2025. The Evolution of Natural Language Processing: How Prompt Optimization and Language Models are Shaping the Future. *arXiv preprint arXiv:2506.17700*.
- Shao, H.; Qian, S.; Xiao, H.; Song, G.; Zong, Z.; Wang, L.; Liu, Y.; and Li, H. 2024. Visual cot: Advancing multi-modal language models with a comprehensive dataset and benchmark for chain-of-thought reasoning. *NeurIPS*, 37: 8612–8642.
- Song, S.; Li, X.; Li, S.; Zhao, S.; Yu, J.; Ma, J.; Mao, X.; Zhang, W.; and Wang, M. 2025. How to bridge the gap between modalities: Survey on multimodal large language model. *TKDE*.
- Spiess, C.; Vaziri, M.; Mandel, L.; and Hirzel, M. 2025. Autopdl: Automatic prompt optimization for llm agents. *arXiv preprint arXiv:2504.04365*.
- Suzgun, M.; Scales, N.; Schärli, N.; Gehrmann, S.; Tay, Y.; Chung, H. W.; Chowdhery, A.; Le, Q. V.; Chi, E. H.; Zhou, D.; et al. 2023. Challenging BIG-Bench Tasks and Whether Chain-of-Thought Can Solve Them. In *ACL (Findings)*.
- Tang, X.; Wang, X.; Zhao, W. X.; Lu, S.; Li, Y.; and Wen, J.-R. 2025. Unleashing the potential of large language models as prompt optimizers: Analogical analysis with gradient-based model optimizers. In *AAAI*, volume 39, 25264–25272.
- Uesato, J.; Kushman, N.; Kumar, R.; Song, F.; Siegel, N.; Wang, L.; Creswell, A.; Irving, G.; and Higgins, I. 2022. Solving math word problems with process-and outcome-based feedback. *arXiv e-prints*, arXiv–2211.
- Wang, C.; Luo, W.; Dong, S.; Xuan, X.; Li, Z.; Ma, L.; and Gao, S. 2025a. Mllm-tool: A multimodal large language model for tool agent learning. In *WACV*, 6678–6687.
- Wang, W. Y. 2017. ”liar, liar pants on fire”: A new benchmark dataset for fake news detection. *arXiv preprint arXiv:1705.00648*.
- Wang, Z.; Chen, B.; Yue, Z.; Wang, Y.; Qiao, Y.; Wang, L.; and Wang, Y. 2025b. VideoChat-A1: Thinking with Long Videos by Chain-of-Shot Reasoning. *arXiv preprint arXiv:2506.06097*.
- Wei, J.; Wang, X.; Schuurmans, D.; Bosma, M.; Xia, F.; Chi, E.; Le, Q. V.; Zhou, D.; et al. 2022. Chain-of-thought prompting elicits reasoning in large language models. *NeurIPS*, 35: 24824–24837.
- Wu, Y.; Gao, Y.; Zhu, B. B.; Zhou, Z.; Sun, X.; Yang, S.; Lou, J.-G.; Ding, Z.; and Yang, L. 2024. StraGo: Harnessing Strategic Guidance for Prompt Optimization. In *EMNLP*, 10043–10061.
- Yan, C.; Wang, J.; Zhang, L.; Zhao, R.; Wu, X.; Xiong, K.; Liu, Q.; Kang, G.; and Kang, Y. 2025. Efficient and accurate prompt optimization: the benefit of memory in exemplar-guided reflection. In *ACL*.
- Yang, C.; Wang, X.; Lu, Y.; Liu, H.; Le, Q. V.; Zhou, D.; and Chen, X. 2023. Large language models as optimizers. In *ICLR*.
- Yao, S.; Yu, D.; Zhao, J.; Shafran, I.; Griffiths, T. L.; Cao, Y.; and Narasimhan, K. 2023. Tree of thoughts: Deliberate problem solving with large language models, 2023. URL <https://arxiv.org/abs/2305.10601>, 3: 1.
- Yu, S.; Tang, C.; Xu, B.; Cui, J.; Ran, J.; Yan, Y.; Liu, Z.; Wang, S.; Han, X.; Liu, Z.; et al. 2024. VisRAG: Vision-based Retrieval-augmented Generation on Multi-modality Documents. In *ICLR*.
- Yuksekgonul, M.; Bianchi, F.; Boen, J.; Liu, S.; Huang, Z.; Guestrin, C.; and Zou, J. 2024. Textgrad: Automatic ”differentiation” via text. *arXiv preprint arXiv:2406.07496*.
- Zhang, D.; Yu, Y.; Dong, J.; Li, C.; Su, D.; Chu, C.; and Yu, D. 2024a. Mm-llms: Recent advances in multimodal large language models. *arXiv preprint arXiv:2401.13601*.
- Zhang, J.; Xiang, J.; Yu, Z.; Teng, F.; Chen, X.; Chen, J.; Zhuge, M.; Cheng, X.; Hong, S.; Wang, J.; et al. 2024b. Aflow: Automating agentic workflow generation. *arXiv preprint arXiv:2410.10762*.
- Zhang, Y.; Zhang, K.; Li, B.; Pu, F.; Setiadharmas, C. A.; Yang, J.; and Liu, Z. 2024c. Worldqa: Multimodal world knowledge in videos through long-chain reasoning. *arXiv preprint arXiv:2405.03272*.
- Zhang, Y.; Zhou, K.; and Liu, Z. 2023. What makes good examples for visual in-context learning? *NeurIPS*, 36: 17773–17794.
- Zhang, Y.; Zhou, K.; and Liu, Z. 2024. Neural prompt search. *TPAMI*.
- Zhang, Z.; Zhang, A.; Li, M.; Zhao, H.; Karypis, G.; and Smola, A. 2024d. Multimodal Chain-of-Thought Reasoning in Language Models. *TMLR*, 2024.
- Zhao, H. H.; Zhou, P.; Gao, D.; Bai, Z.; and Shou, M. Z. 2024. Lova3: Learning to visual question answering, asking and assessment. *NeurIPS*, 37: 115146–115175.
- Zheng, H. S.; Mishra, S.; Chen, X.; Cheng, H.-T.; Chi, E. H.; Le, Q. V.; and Zhou, D. 2024. Take a Step Back: Evoking Reasoning via Abstraction in Large Language Models. In *ICLR*.
- Zhou, P.; Peng, X.; Song, J.; Li, C.; Xu, Z.; Yang, Y.; Guo, Z.; Zhang, H.; Lin, Y.; He, Y.; et al. 2025. OpenING: A Comprehensive Benchmark for Judging Open-ended Interleaved Image-Text Generation. In *CVPR*, 56–66.
- Zhou, Y.; Muresanu, A. I.; Han, Z.; Paster, K.; Pitis, S.; Chan, H.; and Ba, J. 2022. Large language models are human-level prompt engineers. In *ICLR*.