

Learning Short-Term and Long-Term Patterns of High-Order Dynamics in Real-World Networks

Yunyong Ko
Chung-Ang University
Seoul, Korea
yyko@cau.ac.kr

Da Eun Lee
Hanyang University
Seoul, Korea
KT Corporation
Seoul, Korea
ddanable.05@kt.com

Song Kyung Yu
Hanyang University
Seoul, Korea
KT Corporation
Seoul, Korea
songkyung.yu@kt.com

Sang-Wook Kim*
Hanyang University
Seoul, Korea
wook@hanyang.ac.kr

Abstract

Real-world networks have high-order relationships among objects and they evolve over time. To capture such dynamics, many works have been studied in a range of fields. Via an in-depth preliminary analysis, we observe two important characteristics of high-order dynamics in real-world networks: high-order relations tend to (O1) have a structural and temporal influence on other relations in a short term and (O2) periodically re-appear in a long term. In this paper, we propose **LINCOLN**, a method for Learning high-order dyNamiCs Of real-world Networks, that employs (1) bi-interactive hyperedge encoding for short-term patterns, (2) periodic time injection and (3) intermediate node representation for long-term patterns. Via extensive experiments, we show that **LINCOLN** outperforms nine state-of-the-art methods in the dynamic hyperedge prediction task.

CCS Concepts

• Computing methodologies → Machine learning; • Information systems → Data mining.

Keywords

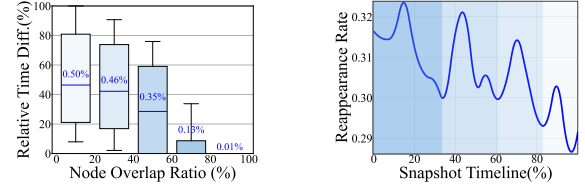
Hypergraph, Dynamic Network, Network Analysis

ACM Reference Format:

Yunyong Ko, Da Eun Lee, Song Kyung Yu, and Sang-Wook Kim. 2025. Learning Short-Term and Long-Term Patterns of High-Order Dynamics in Real-World Networks. In *Proceedings of the 34th ACM International Conference on Information and Knowledge Management (CIKM '25)*, November 10–14, 2025, Seoul, Republic of Korea. ACM, New York, NY, USA, 5 pages. <https://doi.org/10.1145/3746252.3760902>

1 Introduction

In real-world networks, high-order (i.e., *group-wise*) relations are prevalent, such as (1) a paper co-authored by a group of researchers in collaboration networks and (2) a chemical reaction co-induced by a group of proteins in protein-protein interaction (PPI) networks. A *hypergraph* can naturally model such a group-wise relation among an arbitrary number of objects as a *hyperedge* without any information loss unlike an ordinary graph [6, 9, 15]. Due to its high



(a) Observation 1 (short-term) (b) Observation 2 (long-term)

Figure 1: Observations: (a) short-term and (b) long-term patterns of high-order relations in real-world networks.

expressive power, machine learning on hypergraphs has achieved breakthroughs in many tasks including node classification [9, 13], clustering [16, 21], and link prediction [2, 19, 25].

One important characteristic of real-world networks is that they are evolving *dynamically*, where some objects and relations can (dis)appear over time. For instance, a new researcher can join a research community (i.e., a new object appears), and a group of researchers may co-author a paper (i.e., a new relation is formed).

A number of dynamic graph learning methods [5, 10, 20, 22, 24] have been proposed to capture such dynamics. However, they inevitably suffer from information loss in modeling original group-wise relations [4, 9]. Although hypergraph learning have been widely studied to address this issue, most of existing methods have focused on *static* networks where the structures are fixed [6–8].

From this motivation, in this paper, we propose a novel *snapshot-based* hypergraph learning method, **LINCOLN**, for effectively capturing high-order dynamics of real-world networks. The process of **LINCOLN** is two-fold: given a dynamic network (i.e., a sequence of snapshots), (1) (**intra-snapshot learning**) it models each network snapshot as a hypergraph and represents the nodes in the hypergraph as embeddings by a hypergraph encoder and (2) (**inter-snapshot learning**) it updates the node embeddings based on the nodes and hyperedges newly observed in the next snapshot to capture temporal patterns of the evolving network structure.

For better understanding high-order dynamics, we randomly selected 50 high-order relations from the first 20% snapshots of the Congress dataset [1] and investigated the relationships among the selected relations within each snapshot (short-term) and how many times they *re-appear* in the next snapshots (long-term).

(O1) Short-term pattern. Figure 1(a) shows the average difference between the formation times of a pair of hyperedges according to their node overlap (i.e., structural similarity) within each snapshot. The result shows that *the more structurally-similar high-order relations tend to be formed in shorter time intervals*, which implies that high-order relations within a snapshot have a structural and

*Corresponding author



This work is licensed under a Creative Commons Attribution 4.0 International License. *CIKM '25, Seoul, Republic of Korea*

© 2025 Copyright held by the owner/author(s).

ACM ISBN 979-8-4007-2040-6/2025/11

<https://doi.org/10.1145/3746252.3760902>

temporal influence on the formation of future high-order relations'. Thus, it is crucial to reflect the structural and temporal influence on the formation of high-order relations in the intra-snapshot learning.

(O2) Long-term pattern. Figure 1(b) shows the re-appearance rate of high-order relations across snapshots, where different background colors represent different snapshots. Clearly, *high-order relations tend to periodically re-appear*, which indicates that 'high-order relations across snapshots are repeated in a long-term interval'. Therefore, it is important to consider the long-term periodic pattern of high-order relations in the inter-snapshot learning.

Based on these observations, we propose three strategies: (1) **Bi-interactive hyperedge encoding** that captures structural and temporal patterns of high-order relations within a snapshot, (2) **Periodic time injection** that reflects long-term periodic time information into node embeddings, and (3) **intermediate node representation** that learns the temporal patterns of intermediate node embeddings across snapshots.

The main contributions of this work are as follows.

- **Observations:** We observe that high-order relations tend to (O1) *have a structural and temporal influence on other relations in a short term* and (O2) *periodically re-appear in a long term*.
- **Method:** We propose a novel dynamic hypergraph learning method, LINCOLN, that effectively captures long-term and short-term patterns of high-order relations in real-world networks.
- **Evaluation:** Via extensive experiments on seven real-world datasets, we demonstrate that LINCOLN outperforms nine state-of-the-art methods in the dynamic hyperedge prediction task. For reproducibility, we have released the code of LINCOLN and datasets at: <https://github.com/ssong915/LINCOLN>.

2 Related Work

Graph learning methods. A number of graph learning methods have been proposed. TGAT [22] considers the time difference between relations in learning temporal node embeddings. TGN [20] learns temporal node embeddings based on nodes' neighbors and their long-term dependencies. ROLAND [24] extends static GNNs to a dynamic setting, while utilizing hierarchical node embeddings for better node representations. These methods, however, inevitably suffer from information loss in modeling high-order relations.

Hypergraph learning methods. To address the information loss, hypergraph learning methods [4, 6, 9, 11, 15], modeling a network as a *hypergraph*, have been widely studied. HGNN [9] learns high-order relations based on a clique expansion, replacing hyperedges with cliques to transform a hypergraph into a graph. HNNH [6] represents a hypergraph as a bipartite graph and learns both node and hyperedge embeddings. AHP [11] employs an adversarial training-based model to generate realistic negative hyperedges. WHATsNET [4] learns within-hyperedge relations among nodes via attention and positional encoding schemes for the edge-dependent node classification. Although these methods often outperform graph learning methods in many downstream tasks, they focus mainly on *static* networks where the structures are fixed. There have been only a handful of dynamic hypergraph learning methods [12, 17, 27]. DHGNN [12] and TDHNN [27], define hyperedges and re-construct a hypergraph structure based on the defined hyperedges. These methods, however, often fail to capture temporal patterns of the network structure.

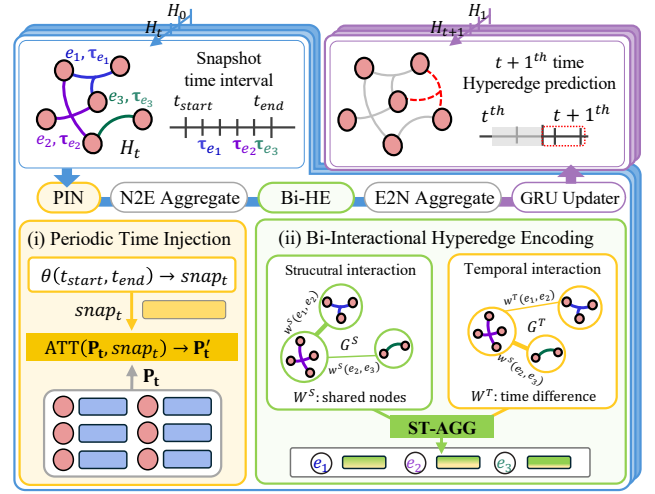


Figure 2: Overview: (1) **intra-snapshot learning** for the structural features within a snapshot and (2) **inter-snapshot learning** for the temporal features across snapshots.

3 Proposed Method: LINCOLN

Dynamic hypergraph. Consider a dynamic hypergraph as a sequence of hypergraph snapshots $H_D = \{H_1, H_2, \dots, H_T\}$, where each snapshot $H_t = (V_t, E_t)$ consists of a set of nodes $V_t = \{v_{(1,t)}, v_{(2,t)}, \dots, v_{(|V_t|,t)}\}$ and a set of hyperedges $E_t = \{e_{(1,t)}, e_{(2,t)}, \dots, e_{(|E_t|,t)}\}$. A hypergraph snapshot is represented by an incidence matrix $H_t \in \{0, 1\}^{|V_t| \times |E_t|}$, where each element $h_{ij} = 1$ if $v_i \in e_j$, and $h_{ij} = 0$ otherwise. In each snapshot, node and hyperedge features are denoted as $P_t \in \mathbb{R}^{|V_t| \times d}$ and $Q_t \in \mathbb{R}^{|E_t| \times d}$, respectively.

PROBLEM 1 (DYNAMIC HYPEREDGE PREDICTION). Given a dynamic hypergraph $H_D = \{H_1, H_2, \dots, H_T\}$ and the initial node features $X \in \mathbb{R}^{|V| \times F}$, we aim to predict whether a hyperedge candidate e' belongs to E_{t+1} based on the previous t snapshots.

Overview of LINCOLN. As illustrated in Figure 2, LINCOLN aims to learn (1) the structural and temporal features within a snapshot (i.e., *intra-snapshot learning*) and (2) the evolving networks across snapshots (i.e., *inter-snapshot learning*).

(1) Intra-Snapshot Learning. Given a hypergraph snapshot $H_t = (V_t, E_t)$, LINCOLN produces node representations $P_t \in \mathbb{R}^{|V_t| \times d}$ and hyperedge representations $Q_t \in \mathbb{R}^{|E_t| \times d}$ by using a hyperedge encoder. Following [2, 6, 15], LINCOLN adopts a *2-stage aggregation* approach, which repeats (1) (*node-to-hyperedge*) producing the hyperedge embeddings by aggregating the node embeddings and (2) (*hyperedge-to-node*) producing the node embeddings by aggregating the hyperedge embeddings:

$$Q_t^{(k)} = \sigma(D_{E_t}^{-1} H_t^T P_t^{(k-1)} W_{E_t}^{(k)} + b_{E_t}^{(k)}), \quad (1)$$

$$P_t^{(k)} = \sigma(D_{V_t}^{-1} H_t Q_t^{(k)} W_{V_t}^{(k)} + b_{V_t}^{(k)}), \quad (2)$$

where $P_t^{(k)}$ and $Q_t^{(k)}$ are the node and hyperedge embeddings at the k -th layer, $W_*^{(k)}$ and $b_*^{(k)}$ are trainable weight and bias matrices, respectively, D_*^{-1} is a normalization term, and σ is a non-linear activation function.

(1)-(a) Periodic time injection: Given the node embeddings \mathbf{P}_t at time t , LINCOLN injects *period-specific* time information into the embeddings of nodes for reflecting the periodic patterns of high-order relations into them, before the N2E aggregation. Specifically, it (i) produces a snapshot-time embedding snap_t by passing the start and end times of a snapshot, t_{start} and t_{end} , into a periodic function $\theta(\cdot)$ and (ii) aggregates snap_t with \mathbf{P}_t based on their attention weights computed by the snapshot-aware attention mechanism, to reflect different importance of each node in the context of the snapshot:

$$\text{snap}_t = \theta(t_{\text{start}}, t_{\text{end}}), \quad \mathbf{P}'_t = \text{ATT}(\mathbf{P}_t, \text{snap}_t). \quad (3)$$

For a periodic function $\theta(\cdot)$, we use a cosine function. The resulting snapshot-aware node embeddings (\mathbf{P}'_t) are used in the N2E aggregation (Eq.1), enabling LINCOLN to incorporate periodic patterns of high-order relations into its learning process.

(1)-(b) Bi-interactive hyperedge encoding: From the observation (O1), the high-order relations within a snapshot play a structural and temporal role in forming other relations. To capture such an important property, LINCOLN (i) disentangles a high-order relation into structural and temporal embeddings and (ii) learns structural and temporal correlations among high-order relations. Specifically, LINCOLN constructs two graphs (See G^S and G^T in Figure 2), where each node corresponds to a hyperedge and two hyperedge nodes are connected if they have common nodes. The hyperedge nodes in each graph are initialized with \mathbf{Q}_t (Eq. 1). We assign edge weights $w^S(e_i, e_j)$ and $w^T(e_i, e_j)$ in G^S and G^T based on the following intuitions: two hyperedges are likely to be closely connected more if they share more nodes (i.e., high structural proximity) or they occur in a shorter time period (i.e., high temporal proximity). Then, each hyperedge embedding is represented into structural and temporal embeddings by applying a GNN model to G^S and G^T , respectively:

$$\mathbf{Q}_t^S = \text{GNN}^S(\mathbf{Q}_t, G^S), \quad \mathbf{Q}_t^T = \text{GNN}^T(\mathbf{Q}_t, G^T). \quad (4)$$

For a GNN model, we use GCN [14]. The two embeddings for each hyperedge are combined by an aggregation function:

$$\mathbf{Q}'_t = \text{ST-AGG}(\mathbf{Q}_t^S, \mathbf{Q}_t^T) = \sigma((\mathbf{Q}_t^S \oplus \mathbf{Q}_t^T) \cdot \mathbf{W}_{ST} + \mathbf{b}_{ST}), \quad (5)$$

where \mathbf{W}_{ST} and \mathbf{b}_{ST} are the trainable parameters. The resulting *structural-and-temporal* hyperedge embeddings (\mathbf{Q}'_t) are used in the E2N aggregation (Eq. 2), thereby reflecting the structural and temporal patterns of high-order relations into the learning process.

(2) Inter-Snapshot Learning. Then, LINCOLN aims to learn their temporal patterns across snapshots. Formally, LINCOLN updates the node embeddings at time t (\mathbf{P}_t) based on the node embeddings from the previous snapshot (\mathbf{P}_{t-1}^*) by using a temporal feature update module $g(\cdot)$:

$$\mathbf{P}_t^* = g(\mathbf{P}_t, \mathbf{P}_{t-1}^*). \quad (6)$$

For a temporal feature update module, we use GRU [3].

(2)-(a) Intermediate node representation: Most existing dynamic learning methods [18, 23, 26] use the node embeddings from only the *final* layer of intra-snapshot learning (i.e., $\mathbf{P}_t^{(k)}$) as the input of $g(\cdot)$. However, the node embeddings generated in the intermediate steps of intra-snapshot learning have useful information, which

is hidden across a sequence of snapshots and beneficial to capturing temporal patterns of evolving networks over time [24]. Thus, we additionally leverage the intermediate node embeddings (i.e., $\mathbf{P}_t^{(l)}, 0 \leq l \leq k$) as the input of $g(\cdot)$ and learn their temporal patterns for better understanding the complex network structure:

$$\mathbf{P}_t^{*(l)} = g(\mathbf{P}_t^{(l)}, \mathbf{P}_{t-1}^{*(l)}). \quad (7)$$

(3) Prediction and Training. Given the final node embeddings \mathbf{P}_t^* at time t and a hyperedge candidate e' at time $t+1$, LINCOLN aggregates the embeddings of the nodes in e' , $\mathbf{P}_t^*[e', :]$ and computes the probability of e' belonging to E_{t+1} , $\hat{y}_{e'}$, as:

$$\hat{y}_{e'} = \text{pred}(q_{e'}^*), \quad q_{e'}^* = \text{AGG}(\mathbf{P}_t^*[e', :]), \quad (8)$$

where $q_{e'}^* \in \mathbb{R}^d$ is the final hyperedge candidate embedding, $\text{pred}(\cdot)$ is a hyperedge predictor, a fully-connected layer ($d \times 1$) followed by a sigmoid function, and $\text{AGG}(\cdot)$ is an element-wise average pooling.

For training, we consider positive and negative hyperedges. For negative hyperedges, we use the motif negative sampling method (MNS) [19]. Thus, LINCOLN aims to train its model parameters so that positive examples obtain higher scores while negative examples obtain lower scores. Formally, the prediction loss is defined as:

$$\mathcal{L}_{\text{pred}} = -\frac{1}{|E'_{t+1}|} \sum_{e' \in E'_{t+1}} y_{e'} \cdot \log \hat{y}_{e'} + (1 - y_{e'}) \cdot \log (1 - \hat{y}_{e'}) \quad (9)$$

where $y_{e'}$ is the label of the hyperedge candidate e' (1 or 0).

(3)-(a) Contrastive learning: In addition, we use contrastive loss \mathcal{L}_{con} between the structural and temporal hyperedge embeddings for better learning high-order relations, which is defined as:

$$\mathcal{L}_{\text{con}} = -\log \text{sim}(\mathbf{Q}_t^S, \mathbf{Q}_t^T), \quad (10)$$

where $\text{sim}(\cdot)$ is the cosine similarity. Finally, the two losses are unified with a hyperparameter β :

$$\mathcal{L} = \mathcal{L}_{\text{pred}} + \beta \mathcal{L}_{\text{con}}. \quad (11)$$

4 Experimental Validation

We evaluate LINCOLN by answering the following questions.

- **EQ1.** To what extent does LINCOLN improve the existing methods in terms of the hyperedge prediction on dynamic networks?
- **EQ2.** Is each of our strategies beneficial to learning high-order dynamics of real-world relations?
- **EQ3.** Is the intermediate node representation effective in capturing temporal patterns of evolving networks?

4.1 Experimental Setup

Datasets and competitors. We use seven real-world hypergraphs [1], which are classified into five categories: (1) email, (2) tagging, (3) thread participant, (4) contact, and (5) congress networks. We select 9 competitors, including 3 *dynamic graph-based* methods [20, 22, 24], 4 *static hypergraph-based* methods [4, 6, 9, 11], and 2 *dynamic hypergraph-based* methods [12, 27].

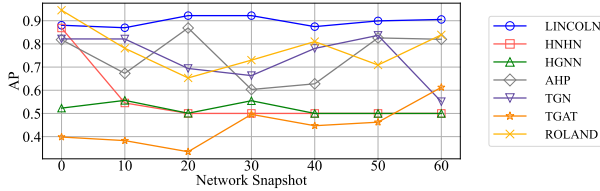
Evaluation protocol. We consider the *hyperedge prediction* in a dynamic network. We use a ‘live-update’ evaluation setting, following [24]. It evaluates a model by utilizing *all* snapshots in a uniform way. It constructs training (70%), validation (20%), and test (10%) sets by splitting hyperedges ‘within’ each snapshot. As metrics, we

Table 1: Hyperedge prediction accuracy (%) on seven dynamic hypergraphs. For each dataset, the best and the second-best results are highlighted in the bold font and underlined, respectively. OOM indicates ‘out of memory’ on a 11GB GPU.

Method	Email-enron		Email-eu		Tags		Thread		Contact-primary		Contact-high		Congress		Rank
	AUROC	AP	AUROC	AP	AUROC	AP	AUROC	AP	AUROC	AP	AUROC	AP	AUROC	AP	
TGN	87.75	87.61	59.07	58.96	61.90	60.74	84.43	82.25	58.30	58.74	75.19	71.65	OOM	OOM	5.1
TGAT	90.93	89.72	44.18	47.10	48.49	50.97	<u>83.91</u>	80.12	44.10	50.09	41.79	49.26	OOM	OOM	7.0
ROLAND	80.37	82.42	<u>64.20</u>	<u>66.12</u>	67.37	67.04	80.76	85.23	<u>74.47</u>	<u>76.60</u>	70.96	75.59	<u>94.01</u>	<u>92.90</u>	3.0
HGNN	64.34	67.54	50.17	52.05	54.26	54.85	OOM	OOM	62.15	60.33	58.03	58.11	53.87	53.06	7.6
HNHN	74.29	70.79	55.55	53.78	57.53	55.56	50.48	50.68	56.44	54.77	59.04	59.21	58.57	57.10	7.2
AHP	81.99	81.38	61.97	59.73	62.89	62.85	75.23	74.54	72.55	68.22	83.68	80.27	68.06	75.71	4.0
WHATsNet	76.79	79.29	60.25	59.98	63.63	62.36	51.12	53.06	59.19	59.57	57.24	61.03	46.84	53.02	6.1
DHGNN	74.86	75.14	OOM	OOM	OOM	OOM	OOM	OOM	OOM	OOM	OOM	OOM	OOM	OOM	9.3
TDHNN	81.69	84.47	63.72	63.89	76.65	<u>78.63</u>	65.22	67.64	71.14	71.03	73.36	74.58	72.08	72.22	3.6
LINCOLN	<u>84.35</u>	92.90	66.16	77.85	<u>72.19</u>	80.55	85.21	90.77	78.13	84.97	85.92	97.73	94.17	97.54	1.2

Table 2: Ablation study: each of our proposed strategies is beneficial to improving the accuracy of LINCOLN.

Method	Email-enron		Email-eu		Tags		Thread		Contact-primary		Contact-high		Congress	
	AUROC	AP	AUROC	AP	AUROC	AP	AUROC	AP	AUROC	AP	AUROC	AP	AUROC	AP
LINCOLN	84.35	92.90	66.16	77.85	<u>72.19</u>	<u>80.55</u>	85.21	90.77	77.84	84.32	85.92	97.73	94.17	97.54
LINCOLN w/o Bi-HE	72.01↓	86.54↓	65.13↓	77.00↓	72.74↑	81.31↑	81.78↓	94.47↓	72.24↓	81.63↓	78.63↓	96.62↓	81.60↓	93.18↓
LINCOLN w/o PIN	<u>75.84</u> ↓	<u>88.60</u> ↓	59.95↓	70.69↓	70.82↓	78.99↓	80.03↓	<u>94.17</u> ↑	<u>75.99</u> ↓	<u>83.91</u> ↓	<u>82.23</u> ↓	<u>96.90</u> ↓	<u>92.03</u> ↓	<u>96.90</u> ↓

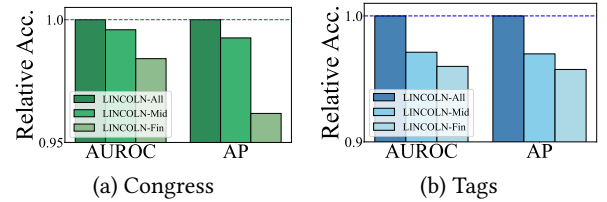
**Figure 3: Hyperedge prediction accuracy across snapshots.**

use *area under ROC* (AUROC), and *average precision* (AP). We (1) measure AUROC on the test set at the epoch when the AUROC over the validation set is maximized, and (2) report the averaged AUROC and AP on the test set over five runs.

4.2 Experimental Results

Q1. Hyperedge prediction on dynamic networks. Table 1 shows the hyperedge prediction accuracy on seven dynamic hypergraphs. LINCOLN significantly outperforms competing methods in most cases, while achieving the best-averaged rank. Figure 3 shows the accuracy (AP) of each method at every 10 snapshots in the contact-primary dataset. LINCOLN achieves the highest accuracies in most snapshots. Moreover, the accuracy of LINCOLN on each snapshot tends to be *stable*, while those of other methods tend to *fluctuate steeply*. These results imply that LINCOLN is able to effectively capture both short-term and long-term patterns of high-order dynamics better than other competing methods.

Q2. Ablation study. We verify the effectiveness of the following two strategies by ablating one of them: (a) bi-interactional hyper-edge encoding and (b) periodic time injection. Table 2 shows that the original version of LINCOLN achieves the highest accuracy in most cases, which indicates that ablating one of our proposed strategies could lead to performance degradation. Therefore, these results verify (1) the usefulness of our observations – (O1) the structural and temporal dependencies among high-order relations in a short term and (O2) their periodic re-appearance in a long term – and

**Figure 4: Effectiveness of intermediate node representations.**

(2) the effectiveness of our proposed strategies for capturing the short-term and long-term high-order dynamics.

Q3. Intermediate node representation. Figure 4 shows the relative accuracy of LINCOLN according to how much the intermediate node embeddings are used in the inter-snapshot learning. The *more* intermediate node embeddings are used in the temporal feature update module of LINCOLN, LINCOLN could achieve the *higher* hyper-edge prediction accuracy. These results imply that the intermediate node embeddings can provide useful information in capturing the temporal patterns of high-order relations.

5 Conclusion

In this paper, we observe two important yet under-explored characteristics of real-world networks: high-order relations tend to (O1) *have a structural and temporal influence on others in a short term* and (O2) *periodically re-appear in a long term*. To address them, we propose LINCOLN that employs (1) bi-interactional hyperedge encoding for (O1) and (2) periodic time injection and (3) intermediate node representation (O2). Via extensive experiments on seven real-world datasets, we verify the superiority of LINCOLN in capturing the high-order dynamics of real-world networks.

Acknowledgments

This work was supported by Institute of Information & Communications Technology Planning & Evaluation (IITP) grant funded by the Korea government (MSIT) (RS-2022-00155586, 2022-0-00352).

6 GenAI Usage Disclosure

In accordance with the ACM authorship policy, we disclose the usage of generative AI tools (e.g., ChatGPT) as follows.

- **GenAI usage in writing:** ChatGPT was only used to review grammatical consistency during the writing the manuscript.
- **GenAI usage in data processing:** ChatGPT was only used for generating code for drawing figures (e.g., matplotlib.pyplot).
- **Author responsibility:** All uses of GenAI were limited to assistant roles. We conducted final verification and refinement of all GenAI generated results, analyses, and textual content.

References

- [1] Austin R Benson, Rediet Abebe, Michael T Schaub, Ali Jadbabaie, and Jon Kleinberg. 2018. Simplicial closure and higher-order link prediction. *Proceedings of the National Academy of Sciences* 115, 48 (2018), E11221–E11230.
- [2] Eli Chien, Chao Pan, Jianhao Peng, and Olgica Milenkovic. 2021. You are allset: A multiset function framework for hypergraph neural networks. *arXiv preprint arXiv:2106.13264* (2021).
- [3] Kyunghyun Cho, Bart Van Merriënboer, Caglar Gulcehre, Dzmitry Bahdanau, Fethi Bougares, Holger Schwenk, and Yoshua Bengio. 2014. Learning phrase representations using RNN encoder-decoder for statistical machine translation. *arXiv preprint arXiv:1406.1078* (2014).
- [4] Minyoung Choe, Sunwoo Kim, Jaemin Yoo, and Kijung Shin. 2023. Classification of edge-dependent labels of nodes in hypergraphs. In *Proceedings of the 29th ACM SIGKDD Conference on Knowledge Discovery and Data Mining*. 298–309.
- [5] Weilin Cong, Si Zhang, Jian Kang, Baichuan Yuan, Hao Wu, Xin Zhou, Hanghang Tong, and Mehrdad Mahdavi. 2023. Do we really need complicated model architectures for temporal networks? *arXiv preprint arXiv:2302.11636* (2023).
- [6] Yihe Dong, Will Sawin, and Yoshua Bengio. 2020. Hnbn: Hypergraph networks with hyperedge neurons. *arXiv preprint arXiv:2006.12278* (2020).
- [7] Yadati et al. 2020. Nhp: Neural Hypergraph Link Prediction. In *CIKM*.
- [8] Yang et al. 2022. Semi-supervised Hypergraph Node Classification on Hypergraph Line Expansion. In *CIKM*.
- [9] Yifan Feng, Haoxuan You, Zizhao Zhang, Rongrong Ji, and Yue Gao. 2019. Hypergraph neural networks. In *Proceedings of the AAAI conference on artificial intelligence*, Vol. 33. 3558–3565.
- [10] Xiaoxin He, Bryan Hoai, Thomas Laurent, Adam Perold, Yann LeCun, and Xavier Bresson. 2023. A generalization of vit/mlp-mixer to graphs. In *International conference on machine learning*. PMLR, 12724–12745.
- [11] Hyunjin Hwang, Seungwoo Lee, Chanyoung Park, and Kijung Shin. 2022. Ahp: Learning to negative sample for hyperedge prediction. In *Proceedings of the 45th international ACM SIGIR conference on research and development in information retrieval*. 2237–2242.
- [12] Jianwen Jiang, Yuxuan Wei, Yifan Feng, Jingxuan Cao, and Yue Gao. 2019. Dynamic hypergraph neural networks. In *IJCAI*. 2635–2641.
- [13] David Y Kang, Qiaozhu Mei, and Sang-Wook Kim. 2024. Low Mileage, High Fidelity: Evaluating Hypergraph Expansion Methods by Quantifying the Information Loss. In *Proceedings of the ACM Web Conference 2024*. 959–968.
- [14] Thomas N Kipf and Max Welling. 2016. Semi-supervised Classification with Graph Convolutional Networks. *arXiv:1609.02907* (2016).
- [15] Yunyong Ko, Hanghang Tong, and Sang-Wook Kim. 2025. Enhancing Hyperedge Prediction with Context-aware Self-supervised Learning. *IEEE Transactions on Knowledge and Data Engineering* (2025).
- [16] Jure Leskovec, Jon Kleinberg, and Christos Faloutsos. 2007. Graph evolution: Densification and shrinking diameters. *ACM transactions on Knowledge Discovery from Data (TKDD)* 1, 1 (2007), 2–es.
- [17] Yunyu Liu, Jianzhu Ma, and Pan Li. 2022. Neural predicting higher-order patterns in temporal networks. In *Proceedings of the ACM web conference 2022*. 1340–1351.
- [18] Aldo Pareja, Giacomo Domeniconi, Jie Chen, Tengfei Ma, Toyotaro Suzumura, Hiroki Kanezashi, Tim Kaler, Tao Schardl, and Charles Leiserson. 2020. Evolvegen: Evolving graph convolutional networks for dynamic graphs. In *Proceedings of the AAAI conference on artificial intelligence*, Vol. 34. 5363–5370.
- [19] Prasanna Patil, Govind Sharma, and M Narasimha Murty. 2020. Negative sampling for hyperlink prediction in networks. In *Advances in Knowledge Discovery and Data Mining: 24th Pacific-Asia Conference, PAKDD 2020, Singapore, May 11–14, 2020, Proceedings, Part II 24*. Springer, 607–619.
- [20] Emanuele Rossi, Ben Chamberlain, Fabrizio Frasca, Davide Eynard, Federico Monti, and Michael Bronstein. 2020. Temporal graph networks for deep learning on dynamic graphs. *arXiv preprint arXiv:2006.10637* (2020).
- [21] Anton Tsitsulin, John Palowitch, Bryan Perozzi, and Emmanuel Müller. 2023. Graph clustering with graph neural networks. *Journal of Machine Learning Research* 24, 127 (2023), 1–21.
- [22] Da Xu, Chuanwei Ruan, Evren Korpeoglu, Sushant Kumar, and Kannan Achan. 2020. Inductive representation learning on temporal graphs. *arXiv preprint arXiv:2002.07962* (2020).
- [23] Nan Yin, Fuli Feng, Zhigang Luo, Xiang Zhang, Wenjie Wang, Xiao Luo, Chong Chen, and Xian-Sheng Hua. 2022. Dynamic hypergraph convolutional network. In *2022 IEEE 38th International Conference on Data Engineering (ICDE)*. IEEE, 1621–1634.
- [24] Jiaxuan You, Tianyu Du, and Jure Leskovec. 2022. ROLAND: graph learning framework for dynamic graphs. In *Proceedings of the 28th ACM SIGKDD conference on knowledge discovery and data mining*. 2358–2366.
- [25] Song Kyung Yu, Da Eun Lee, Yunyong Ko, and Sang-Wook Kim. 2025. HyGEN: Regularizing Negative Hyperedge Generation for Accurate Hyperedge Prediction. In *Companion Proceedings of the ACM on Web Conference 2025*. 1500–1504.
- [26] Ling Zhao, Yujiao Song, Chao Zhang, Yu Liu, Pu Wang, Tao Lin, Min Deng, and Haifeng Li. 2019. T-GCN: A temporal graph convolutional network for traffic prediction. *IEEE transactions on intelligent transportation systems* 21, 9 (2019), 3848–3858.
- [27] Peng Zhou, Zongqian Wu, Xiangxiang Zeng, Guoqiu Wen, Junbo Ma, and Xiaofeng Zhu. 2023. Totally dynamic hypergraph neural network. In *Proceedings of the Thirty-Second International Joint Conference on Artificial Intelligence*. 2476–2483.