

Large Language Model-Based Automatic Formulation for Stochastic Optimization Models

Amirreza Talebi

Department of Integrated Systems Engineering, The Ohio State University, Columbus, 43210, OH, USA

Abstract

This paper presents the first integrated systematic study on the performance of large language models (LLMs), specifically ChatGPT, to automatically formulate and solve stochastic optimization problems from natural language descriptions. Focusing on three key categories, joint chance-constrained models, individual chance-constrained models, and two-stage stochastic linear programs (SLP-2), we design several prompts that guide ChatGPT through structured tasks using chain-of-thought and modular reasoning. We introduce a novel soft scoring metric that evaluates the structural quality and partial correctness of generated models, addressing the limitations of canonical and execution-based accuracy. Across a diverse set of stochastic problems, GPT-4-Turbo outperforms other models in partial score, variable matching, and objective accuracy, with `cot_s_instructions` and `agentic` emerging as the most effective prompting strategies. Our findings reveal that with well-engineered prompts and multi-agent collaboration, LLMs can facilitate specially stochastic formulations, paving the way for intelligent, language-driven modeling pipelines in stochastic optimization.

Keywords: stochastic optimization, ChatGPT, chain-of-thought, multi-agent prompting, soft scoring

1. Introduction

1.1. Motivation

In the evolving landscape of decision science and artificial intelligence, large language models (LLMs) such as ChatGPT [9] offer new opportunities to automate operations research (OR) tasks. While prior research has shown promise in translating natural language descriptions into mathematical models (e.g. [23, 17, 19]), most of this work has concentrated on deterministic formulations or robust optimization (e.g., [7, 22, 2]). In contrast, stochastic optimization, especially problems involving chance constraints and two-stage recourse models (SLP-2), has received minimal attention, despite its central role in modeling uncertainty in real-world decision-making scenarios. Leveraging LLMs for modelling of such problems is important as they offer quick, step-by-step guidance and clear explanations, making complex tasks more understandable. This capability enables rapid testing of multiple scenarios and real-time analysis, while enhancing decision-making with improved explainability and iterative refinement.

1.2. Scope and objectives

This paper explores the ability of ChatGPT to understand, formulate, and solve stochastic optimization problems using natural language inputs. We focus on four core problem types frequently encountered in decision science:

- Joint chance-constrained models
- Individual chance-constrained models
- Two-stage deterministic linear programming (DLP-2)
- SLP-2

These problems require reasoning through probabilistic variables, constraints, objective functions, and stages presenting challenges that go beyond deterministic optimization formulations.

1.3. Methodology overview

To address these challenges, we design several prompts including a multi-agent prompting framework in which specialized ChatGPT agents collaborate on different modeling subtasks. Each agent plays a distinct role such as extracting model elements, generating formulations, or reviewing and revising outputs. Additionally, we use variants of chain-of-thought with zero-shot prompts i.e., no example provided, and few-shot prompts i.e., providing instructions or examples [15], enabling the model to reason step-by-step through the problem-solving process.

We introduce prompts for each modeling task, including:

- Structured extraction of sets, variables, and parameters from textual descriptions
- Guided formulation of SLP-2 and chance constraint models and their extensive deterministic equivalents
- Guided instructions for generating complete model code in Python (using Gurobi [4])

This approach reduces hallucinations, ensures model completeness, and paves the way for solution quantification and evaluation. In particular, evaluating solutions based on text-format outputs from LLMs is challenging due to redundancy. As a result, code implementation emerges as a more viable alternative, as practiced by many, including [13, 20, 21]. We also developed a soft scoring system that helps us assess the performance of LLMs across different components of the model. This also enables us to more effectively evaluate the performance of prompts.

1.4. Contributions

This paper makes the following key contributions:

- First systematic application of LLMs to stochastic optimization problems, including SLP-2 and chance-constrained formulations, directly from natural language.
- Customized prompting strategies tailored for stochastic optimization, including stepwise reasoning and problem-specific instructions.
- A soft scoring metric for model evaluation that accounts for structural similarity, notational variation, and component-level permutations, offering a more robust alternative to canonical or execution-based scoring.
- Extensive experimental evaluation across GPT-3.5 and GPT-4 variants and several prompt designs, analyzing performance trends, error types, and consistency across problem categories.

1.5. Key findings

Our empirical evaluation reveals that GPT-4-Turbo consistently outperforms other models in variable and objective matching, while maintaining low compile/runtime error rates. Among prompting strategies, `cot_s_instructions` yields the best overall results in SLP-2 tasks, and `agentic` shows superior robustness in reasoning. These findings underscore the importance of structured prompting and collaborative reasoning in enabling LLMs to model stochastic problems.

1.6. Related work

The advent of the systematic study of auto-formulation of OR problems is marked by the paper of [12]. They proposed an augmented intelligence system that semi-automatically generates mathematical optimization models from natural language problem descriptions. Their system, OptGen, uses a two-stage controllable generation pipeline: first mapping text to an intermediate representation (IR), then converting that IR into a canonical linear programming (LP) formulation. They introduce the first dataset of LP word problems (LPWP) across diverse domains to train and evaluate their approach.

Moreover, in [14], the NL4Opt Competition was introduced to explore approaches for translating natural language descriptions of optimization problems into solver-compatible formulations. It comprises two tasks: entity recognition for tagging semantic components and generation of a logical form (intermediate representation) for LP problems. They also proposed a metric to measure the quality of solutions in their canonical form. With the advancements in LLMs and prompting methods, the reference [22] proposed a multi-agent framework for OR problems, orchestrating specialized LLM agents through planning and reflection. Although their conductor-agent architecture shares some conceptual similarity with our system, their work addresses general OR problems, whereas our project specializes in stochastic optimization.

Similarly, the recently proposed OptiMUS framework by [1] employed a modular, multi-agent architecture to automate the formulation and solution of deterministic mixed-integer linear programming (MILP) problems from natural language. It also used a team of specialized agents, leveraging Python with Gurobi, and evaluated the final output solution. However, OptiMUS focuses exclusively on deterministic problems and does not address stochastic models. Besides, they a priori mention the parameters, constraints, and objective function of the problem in their prompts, whereas we only provide instructions in some of our prompts. Similarly, [6] proposed a framework to formulate MILP models in three phases: variable generation, constraints formation, and finally MILP modeling.

The work of [2] demonstrates that ChatGPT, when provided with carefully engineered prompts, can automatically formulate, adapt, and solve robust and adaptive robust optimization problems, and include different types of uncertainty in constraints. While their study highlights the model’s potential for handling uncertainty and generating executable code, it remains focused on prompt design for cases without incorporating collaborative reasoning or more stochastic frameworks such as SLP-2. In contrast, our project extends beyond robust optimization into stochastic optimization with SLP-2, joint and individual chance constraints, leveraging multi-agent collaboration and chain-of-thought prompting to tackle deeper modeling challenges. Additionally, we only provide a description of the problem rather than a formulation. We also propose a systematic way to evaluate and quantify the solution quality. However, their work is similar in the sense that they have demonstrated solving a category of stochastic problems using ChatGPT.

As for other applications of LLMs in OR, the reference [3] introduces OptiChat, a GPT-4-based system aimed at diagnosing infeasible optimization models by explaining structure, identifying infeasibility sources, and suggesting corrective actions for deterministic problems. While their work

focuses on post-solution debugging and interpretability, our approach centers on proactive reasoning during the modeling and solution process, with chain-of-thought and multiple agents coordinating to avoid infeasibility and improve formulation quality upfront.

Except for the work of [22], which considers feedback loops in their chain-of-experts framework, step-by-step analysis and solution methods in the mentioned works do not consider the fact that an error in the early stages can propagate through the whole process. Motivated by [22] and [8], which introduce the feedback and refinement concept in LLM tasks, we also embed this idea in our multi-agent framework. Moreover, evaluation of the solutions in these works is based on two major categories, namely canonical accuracy and execution accuracy, used primarily in [12, 10]. In canonical accuracy, the problem is turned into its canonical shape and then the matching between elements of the ground truth model and the generated one is counted. However, this method is prone to errors as it does not consider permutations of elements in constraints. Additionally, LLMs may not follow the notations in the ground truth model. On the other hand, relying solely on execution accuracy, we are not able to comprehensively assess the capability of LLMs as they can at least generate partially correct solutions. Furthermore, we can still have two LP models with the same optimal solutions while they are not equivalent and the generated model is not correct. The only work tackling these issues partially is [7], where they map the formulation of the problems to bipartite graphs and compute the editing costs of converting the generated model to the ground truth. While this tackles the permutation problem, it is still subject to errors caused by notation issues, redundancies, and computational burdens, as it can be seen as a matching problem in bipartite graphs. Additionally, they do not provide detailed information on matching scores for different components of the problem.

To the best of our knowledge, this is the first work that systematically integrates stochastic optimization problems with a variety of prompt strategies tailored specifically for stochastic optimization. We introduce a novel soft scoring metric that provides a more nuanced evaluation of LLM-generated optimization models. This metric accounts for structural redundancies, notational discrepancies, and permutations in the ordering of elements within constraints and objective functions, limitations that are not fully addressed by existing metrics such as canonical and execution accuracy. Furthermore, we present an extensive experimental evaluation across multiple ChatGPT variants and a range of carefully designed prompts.

2. Approach

We investigate the ability of LLMs, particularly ChatGPT, to engage with and solve stochastic optimization problems. The focus lies on three core problem types frequently encountered in stochastic optimization: joint chance-constrained models, individual chance-constrained models, and SLP-2 problems including their deterministic counterparts, DLP-2. We first define each model formally with precise mathematical formulations and use them as structured instructions in one of our prompts.

2.1. Chance constraint models

Chance-constrained models are optimization models that incorporate uncertainty by allowing certain constraints to be violated with a probability. Instead of requiring that a constraint always be satisfied (which can be conservative when dealing with uncertain data), a chance-constrained model wants constraint(s) to be satisfied most of the time, with some confidence. In particular, the joint chance constraint model seeks to minimize the cost while ensuring that all constraints are satisfied simultaneously with at least probability α :

$$\begin{aligned}
& \min_x \quad c^\top x \\
& \text{s.t.} \quad \mathbb{P}(\tilde{A}x \leq \tilde{b}) \geq \alpha \\
& \quad x \geq 0
\end{aligned}$$

where:

- $x \in \mathbb{R}_+^n$: decision variables
- $\alpha \in [0, 1]$: acceptable joint violation probability level
- $\mathbb{P}(\cdot)$: probability measure

Individual chance constraints ensure that each constraint is satisfied with some probability, individually, rather than requiring that all constraints hold simultaneously:

$$\begin{aligned}
& \min_x \quad c^\top x \\
& \text{s.t.} \quad \mathbb{P}(\tilde{A}_i x \leq \tilde{b}_i) \geq \alpha_i, \quad \forall i = 1, \dots, m
\end{aligned}$$

2.2. DLP-2

A DLP-2 problem is like making a plan now (first stage) and executing it later (second stage) with zero uncertainty. It is indeed sequencing decisions in time, but under perfect information, where everything is known ahead of time. The structure of the model is as follows:

$$\begin{aligned}
& \min_x \quad cx + h(x) \\
& \text{s.t.} \quad Ax = b \\
& \quad x \geq 0,
\end{aligned} \tag{1}$$

where

$$\begin{aligned}
h(x) &= \min_y \quad q^\top y \\
& \text{s.t.} \quad Dy = Bx + d \\
& \quad y \geq 0
\end{aligned}$$

2.3. SLP-2

SLP-2 with recourse is a powerful framework for modeling decision-making problems under uncertainty. In this approach, decisions are made in two stages: the first-stage decisions are taken before the uncertainty is realized, while the second-stage decisions are made after the uncertain outcomes become known. The recourse function captures the cost or adjustment needed in the second stage to respond to different realizations of uncertainty. This structure allows decision-makers to plan ahead while maintaining the flexibility to adapt based on future information. SLP-2 models are widely applied in areas such as supply chain management, energy and water systems, the airline industry, and logistics, where anticipating and mitigating risk is crucial. In this section, we provide the essential theoretical background to guide ChatGPT in modeling the SLP-2 problem.

We will detail the identification of uncertain parameters, the delineation of problem stages, and the formulation of cost functions.

$$\begin{aligned}
& \min_x \quad cx + \mathbb{E}[h(x, \tilde{\xi})] \\
& \text{s.t.} \quad Ax = b \\
& \quad \quad x \geq 0, \\
& \text{where} \\
& \quad \quad h(x, \tilde{\xi}) = \min_y \quad \tilde{q}^\top y \\
& \quad \quad \quad \text{s.t.} \quad \tilde{D}y = \tilde{B}x + \tilde{d} \\
& \quad \quad \quad \quad y \geq 0
\end{aligned} \tag{2}$$

where

- \tilde{D} : Recourse matrix
- \tilde{B} : Technology matrix
- $\mathbb{E}[h(x, \tilde{\xi})]$: Recourse function

Also, note that \tilde{q} , \tilde{D} , \tilde{B} and \tilde{d} are random variables and $\tilde{\xi} = (\tilde{q}, \tilde{D}, \tilde{B}, \tilde{d})$ is the vector representation of random variables, and $\tilde{\xi}$ takes values in its support or sample space, Ξ , i.e., a realization of $\tilde{\xi}$ is $\xi \in \Xi$.

Extensive deterministic version of SLP-2:

Now, if $|\Xi| = s$, the extensive deterministic form of the problem 2 is as follows:

$$\begin{aligned}
& \min_{x, \mathbf{y}} \quad cx + \sum_{i=1}^s p^i q^{i\top} y^i \\
& \text{s.t.} \quad Ax = b \\
& \quad \quad -B^1x + D^1y^1 = d^1 \\
& \quad \quad \vdots \\
& \quad \quad -B^sx + D^sy^s = d^s \\
& \quad \quad x, \mathbf{y} \geq 0
\end{aligned}$$

Next, we leverage ChatGPT as a language model to interpret a verbal description of stochastic problems. From the narrative input, the model will extract and formalize the relevant components, including sets, parameters, first-stage (deterministic) decision variables, and second-stage (recourse) stochastic variables.

Following the identification of model components, ChatGPT will be prompted to construct the mathematical formulation of models.

This procedure will be conducted through in-context learning, wherein structured prompts are used to sequentially introduce foundational concepts and problem-specific elements. The interaction will follow a chain-of-thought prompting strategy to emulate stepwise reasoning and derivation, enabling the model to incrementally construct, refine, and solve the problem with minimal external intervention, which has been found effective by [21].

The steps in our method are as follows (for SLP-2):

1. **Problem description extraction:** We will provide a verbal description of a stochastic problem to ChatGPT. This description will include all essential components required for the mathematical formulation. A prompt will guide ChatGPT to extract relevant sets, parameters, stochastic variables, and deterministic variables. *Benefit: This step structures the problem elements for downstream formalization, enabling precise and complete model construction.*
2. **Model formulation:** A prompt will instruct ChatGPT to formulate the SLP-2 by identifying the objective function and constraints, including the recourse function. The inputs for this step will be the initial problem description and the extracted elements from the previous step. *Benefit: This formalization transforms the abstract problem into a solvable optimization model.*
3. **Extensive form generation:** A prompt will direct ChatGPT to generate the extensive form of the mathematical formulation developed in the previous step. The inputs will be the original problem description and the compact model formulation. *Benefit: The extensive form facilitates deterministic equivalent modeling and enables solution by standard solvers.*

For the chance-constrained model and DLP-2, we provide a general problem description and evaluate whether ChatGPT can solve them in a single prompt without further guidance.

In a similar framework, we apply the same approach across all problem categories, SLP-2, DLP-2, and chance-constrained models, with one key difference: ChatGPT is asked to work entirely within the Python environment using the Gurobi solver, without any textual formulations or explicit instructions. This setup allows us to more directly assess the quality of both the solutions and the underlying model formulations. Additionally, we also adapted standard and chain-of-thought prompts from [22] for stochastic optimization problems. In particular, we introduce a new scoring system (detailed in the next section) that captures fully correct as well as partially correct components of the generated code, enabling a more nuanced evaluation of ChatGPT’s modeling performance.

2.4. Multi-agent framework

To further extend the reasoning capabilities of LLMs in complex optimization tasks, we designed a multi-agent framework wherein distinct ChatGPT agents collaborate on solving parts of a stochastic optimization problem. Each agent is prompted with tailored context and roles, promoting focused, modular reasoning. After execution, separate reviewer agents evaluate the consistency and coherence of the outputs, identifying formulation issues or logical gaps. This agentic setup reflects a chain-of-experts approach, allowing multiple reasoning paths to converge into a coordinated solution.

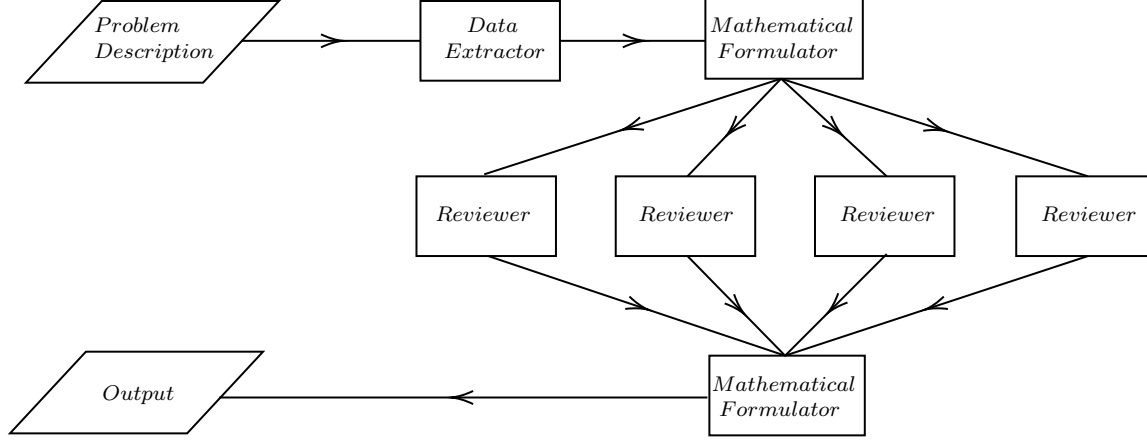


Figure 1: Multi-agent prompting

2.5. Prompts

In this section, we present the engineered prompts used in our experiments. We begin with prompts based on the chain-of-thought framework, which guide ChatGPT to produce textual formulations of the SLP-2 problem. While this approach helps reveal the model’s reasoning process and the problem structure, it prevents us from automatically evaluating the quality of the solutions and formulations, since the output is not in executable code format. We also consider the chain-of-thought framework with and without instructions except that we ask for Python code implementation at each stage.

This prompt has been used for the extraction of SLP-2 problem structure.

Prompt: problem description extraction

You will be given a verbal description of a two-stage stochastic linear programming (SLP-2) problem. Your task is to identify and extract the following components from the text:

- Sets (e.g., time periods, locations, resources, scenarios, etc.)
- Parameters (e.g., costs, capacities, probabilities, demand values, etc.)
- Stochastic Variables (uncertain elements revealed in the second stage)
- Deterministic Decision Variables (first-stage decisions made before uncertainty is revealed)

Present your answer in a structured format using bullet points or labeled sections for clarity. Your extraction will serve as the foundation for subsequent mathematical formulation and algorithmic implementation. Please also learn the following instructions to guide you further: {Instruction for extraction}

The below prompt has been used for the formulation of the SLP-2 problem.

Prompt: model formulation

You are provided with the verbal description of a two-stage stochastic linear programming (SLP-2) problem, along with the extracted components including sets, parameters, stochastic variables, and deterministic decision variables. Your task is to formulate the complete SLP-2 model. Specifically:

- Clearly define the objective function, which includes both the first-stage costs and the expected recourse (second-stage) costs.
- Write all relevant constraints for both stages of the model.
- Explicitly include the recourse function, indicating how second-stage decisions depend on the realization of uncertainty.

Use standard mathematical notation where appropriate. Ensure clarity and completeness in the formulation, as this will be used for deriving the extensive form and implementing the algorithmic solution.

The below prompt has been used to ask for the extensive form of the given SLP-2 problem.

Prompt: extensive form generation

You are given the verbal description of a two-stage stochastic linear programming (SLP-2) problem and its compact mathematical formulation (including sets, parameters, decision variables, objective function, and constraints).

Your task is to construct the extensive form of this SLP-2 model. Specifically:

- Enumerate all possible scenarios, associating each with its corresponding probability.
- Replace the expected value term in the objective function with scenario-specific expressions to form a deterministic equivalent.
- Replicate and customize the second-stage constraints and variables for each scenario.
- Present the full model in a single-stage linear programming format suitable for direct input into an LP solver.

Clearly label all variables and constraints by scenario. Use proper mathematical notation, and organize the formulation for readability and completeness. Please also see the instruction below for further guidance:

{Instruction for extensive form generation}

Additionally, we adapted prompts from [22] to suit the stochastic optimization framework. While the original prompts were designed for deterministic problems, we made slight modifications to extend them to stochastic settings. In particular, we adapted both the standard and chain-of-thought prompt formats. The resulting stochastic versions of these prompts are presented below:

Prompt: Modified standard prompt for stochastic problems adapted from [22]

You are a Python programmer in the field of operations research and stochastic optimization. Your proficiency in utilizing third-party libraries such as Gurobi is essential. In addition to your expertise in Gurobi, it would be great if you could also provide some background in related libraries or tools, like NumPy, and SciPy. You are given a specific problem. You aim to develop an efficient Python program that addresses the given problem. Now the origin problem is as follow: $\{problem_description\}$. Here is a starter code: $\{code_example\}$ Give your Python code directly.

Prompt: Modified chain-of-thought prompt for stochastic problems adapted from [22]

You are a Python programmer in the field of stochastic optimization. Your proficiency in utilizing third-party libraries such as Gurobi is essential. In addition to your expertise in Gurobi, it would be great if you could also provide some background in related libraries or tools, like NumPy, and SciPy. You are given a specific problem. You aim to develop an efficient Python program that addresses the given problem. Now the origin problem is as follow: $\{problem_description\}$ Let's analyse the problem step by step, and then give your Python code directly. Here is a starter code: $\{code_example\}$. In particular, define the objective function inside `.setObjective` function.

The `code_example` provided in the prompts refers to code template. This can be helpful in evaluations when running codes. Moreover, we modified our chain-of-thought prompts for the case where we want code of the formulation in Python using Gurobi. This prompt is as follows:

Prompt: Modified chain-of-thought prompt for stochastic problems

extract_elements : You are an expert in Gurobi and stochastic optimization. You will be given a verbal description of a stochastic optimization problem. It is either a two-stage stochastic problem, its deterministic two-stage counterpart or a chance constraint optimization problem. Your task is to identify and extract the following components from the text: Sets (e.g., time periods, locations, resources, scenarios, etc.) Parameters (e.g., costs, capacities, probabilities, demand values, etc.)

Stochastic Variables (uncertain elements revealed in the second stage)

Deterministic Decision Variables (first-stage decisions made before uncertainty is revealed)

Present your Python code for the elements above. Here is a code template `{code_example}`. Your extraction will serve as the foundation for subsequent code implementation.

formulate_model : Now, you are provided with the extracted components, including sets, parameters, stochastic variables, and deterministic decision variables. Your task is to formulate the complete model in Python Gurobi. Specifically:

Clearly define the objective function, including the first-stage costs and the expected recourse (second-stage) costs.

Write all relevant constraints for both stages of the model.

Explicitly include the recourse function, indicating how second-stage decisions depend on the realization of uncertainty.

extensive_form : Now, you are given the Python Gurobi formulation of the problem (including sets, parameters, decision variables, objective function, and constraints). Your task is to construct the extensive form of this problem in Python using Gurobi by modifying the previous code. Specifically:

Enumerate all possible scenarios, associating each with its corresponding probability.

Replace the expected value term in the objective function with scenario-specific expressions to form a deterministic equivalent if it is a two-stage stochastic problem.

Replicate and customize the second-stage constraints and variables for each scenario if it is a two-stage stochastic problem.

Present the full model in a single-stage linear programming format suitable for direct input into a Gurobi solver in Python. Note the code example.

Now the original problem is as follows:

`{problem_description}`

Let's analyse the problem step by step, then give your final Python code. Here is a starter code: `{code_example}`

For the multi-agent framework, we present all prompts below. Each prompt corresponds to a specific agent and is designed to operate independently, agents do not have access to one another's prompts. For simplicity and readability, we include all prompts in a single box, although they are intended to be used separately.

Prompt: Modified chain-of-thought prompt for stochastic problems

Data Extractor Agent : You will be given a verbal description of a stochastic programming problem such as two-stage stochastic problem (and its deterministic counterpart) or chance constraint problems. Your task is to identify and extract the following components from the text:

Sets (e.g., time periods, locations, resources, scenarios, etc.)

Parameters (e.g., costs, capacities, probabilities, demand values, etc.)

Stochastic Variables (uncertain elements revealed in the second stage)

Deterministic Decision Variables (first-stage decisions made before uncertainty is revealed)

Present your answer in Python code using Gurobi. Below is also a code template.

New Problem Description:

{*problem_description*} + {*code_example*}

Formulation Agent : You will be given a verbal description of a stochastic programming problem such as two-stage stochastic problem (and its deterministic counterpart) or chance constraint problems, along with the extracted components including sets, parameters, stochastic variables, and deterministic decision variables. Your task is to code the complete model in Python using Gurobi. Specifically:

Clearly define the objective function.

Code all relevant constraints for different stages of the model.

Explicitly include the recourse function, indicating how second-stage decisions depend on the realization of uncertainty in mathematical terms if it is a two-stage stochastic problem.

New Problem Description:

{*problem_description*}

Below is the extraction output:

{*extraction_output*}

Below is the code template you should follow:

{*code_example*}

Reviewer Agent : You are a reviewer agent specialized in stochastic optimization problems. You are provided with a problem description and a final Python code in Gurobi. Review them carefully for potential mistakes (such as variables, objective function, constraints and parameters) and any additional elements that might be required. Provide concise and precise feedback.

Problem Description:

{*problem_description*}

Mathematical Formulation:

{*code_formulation_output_1*}

Formulation Agent2 :

You are an Updating Agent specialized in stochastic optimization. You are provided with the following information:

Problem Description:

{*problem_description*}

Current Code:

{*current_code*}

Feedback from Reviewer Agents:

{*reviewers_feedback*}

Review the feedback carefully. If the feedback indicates valid improvements, update the code accordingly. Return the updated final code. Do not include any additional text.

A summary of the prompting methods and specifications is provided in Table 1.

Prompting Method	Acronym	Instructions	Source
Zero-shot	standard_s	✗	[21]
Multi-agent	agentic	✗	New
Chain-of-Thought	cot_s	✗	[22]
Chain-of-Thought	cot_s2	✗	New
Few-shot	cot_s_instruction	✓	New

Table 1: Prompting methods used in this paper with acronyms and sources

2.6. Motivating examples

We provide several examples where text output is desired. Below is an example of a joint chance constraint problem.

Prompt: joint chance constraint

You are an expert in analyzing joint chance constraint models. Here is our problem: You are managing a resource allocation problem. You have to allocate amounts to two projects. The actual resource needs are uncertain, and you want to ensure both project demands are met simultaneously with 95 % probability.
Read the following instructions to guide you and give the mathematical formulation:
{Prompt: Instructions for joint chance constraint models}

ChatGPT-3.5-Turbo’s response for the joint chance constraint modelling:

Joint Chance-Constrained Resource Allocation

Decision Variables:

- $x_1, x_2 \in \mathbb{R}_+$: amount of resource allocated to Project 1 and Project 2

Random Variables:

- \tilde{d}_1, \tilde{d}_2 : random demands for Project 1 and Project 2

Model:

$$\begin{aligned}
& \min_{x_1, x_2} && x_1 + x_2 \\
& \text{s.t.} && \mathbb{P} \left(\begin{bmatrix} x_1 \geq \tilde{d}_1 \\ x_2 \geq \tilde{d}_2 \end{bmatrix} \right) \geq 0.95 \\
& && x_1 \geq 0, \quad x_2 \geq 0
\end{aligned}$$

The following example is for individual chance constraint model.

Prompt: individual chance constraint

You are an expert in analyzing individual chance constraint models. Here is our problem: You are responsible for allocating delivery trucks from two warehouses to fulfill uncertain demands at two retail stores, Store A and Store B. The number of trucks allocated to each store is denoted by x_1 and x_2 , respectively. However, the exact demand at each store is not known in advance and is modeled as a normal random variable:

- $\tilde{d}_1 \sim \mathcal{N}(100, 10^2)$ for Store A,
- $\tilde{d}_2 \sim \mathcal{N}(150, 15^2)$ for Store B.

Each truck delivers exactly one unit of goods. The goal is to minimize the total number of trucks dispatched, while ensuring that the supply meets the demand at each store with high probability:

- Store A should receive enough goods with at least 95% probability.
- Store B should receive enough goods with at least 90% probability.

Read the following instructions to guide you and give the mathematical formulation: {Prompt: Instructions for individual chance constraint models}

ChatGPT's response for the individual chance constraint modelling:

Mathematical Formulation: Individual Chance-Constrained Model

$$\begin{aligned} \min_{x_1, x_2} \quad & x_1 + x_2 \\ \text{s.t.} \quad & \mathbb{P}\left(x_1 \geq \tilde{d}_1\right) \geq 0.95 \quad (\text{Store A}) \\ & \mathbb{P}\left(x_2 \geq \tilde{d}_2\right) \geq 0.90 \quad (\text{Store B}) \\ & x_1 \geq 0, \quad x_2 \geq 0 \end{aligned}$$

These two examples demonstrate ChatGPT-3.5-Turbo's ability to follow instructions and correctly identify (stochastic) variables, parameters, constraints, and objective functions in chance constraint problem examples. It should be noted that these prompts are examples of few-shot prompting, where explicit instructions are provided.

The below prompt is for the DLP-2 problem.

Prompt: two-stage deterministic problem

You are an expert in analyzing two-stage deterministic models. Here is our problem: You're managing inventory for two warehouses. In the first stage, you decide how much product to order for each warehouse. In the second stage, once customer demands from two regions are revealed (and they're deterministic), you decide how to ship products from the warehouses to meet those demands. The objective is to minimize total ordering and shipping costs, while satisfying all customer demand and not exceeding inventory at the warehouses. Read the following instructions to guide you and give the mathematical formulation: {Prompt: Instructions for DLP-2 models}

ChatGPT's response for the two-stage deterministic modelling:

The goal is to minimize ordering and shipping costs.

$$\min_x c^\top x + h(x) \quad (3)$$

$$\text{s.t. } x \geq 0$$

where

$$\begin{aligned} \min_y \quad & \sum_{i=1}^2 \sum_{j=1}^2 s_{ij} y_{ij} \\ h(x) = \quad & \text{s.t. } \sum_{j=1}^2 y_{ij} \leq x_i \quad (\text{do not exceed warehouse stock}) \\ & \sum_{i=1}^2 y_{ij} = d_j \quad (\text{meet regional demand}) \\ & y_{ij} \geq 0 \quad \forall i, j \end{aligned} \quad (4)$$

where x_i : quantity ordered for warehouse i (first-stage decision), y_{ij} : quantity shipped from warehouse i to region j (second-stage decision), c_i : cost per unit ordered at warehouse i , s_{ij} : shipping cost per unit from warehouse i to region j and d_j : known demand in region j

These observations motivate us to develop a scoring system to automate the evaluation and quantification of solutions at scale.

2.7. Scoring

The scoring system evaluates ChatGPT's generated models based on output correctness and structural similarity to a ground-truth model. Exact matches receive full credit, while variables, constraints, and objectives are compared using a matching strategy that assigns partial credit and reports any runtime or compile-time errors. While a matching optimal solution suggests a high-quality model, it may still lack essential variables or constraints. To prevent false positives, we can investigate matching scores for variables, constraints, and the objective function. The system also reports the percentage of extra elements in the output to help identify faulty models. Constraint permutations do not affect correctness, as we compare them pairwise using algebraic checks. A detailed description of the scoring system's operations is given in 0.

Pseudocode 1 Evaluation of stochastic optimization models

Require: Two code strings: `true_code`, `generated_code`

Ensure: Match percentages for output, variables, constraints, objective, and total model components

```
1: Run the generated code on the given sample
2: if generated code output == ground truth then return Accuracy score = 100
3: end if
4: Extract variables from both models
5: Extract constraint expressions from both models
6: Extract objective function expressions from both models
7: for each variable in the generated model do
8:   for each variable in the true model do
9:     Compare argument structures (lower bounds, upper bounds, types)
10:    Evaluate structural similarity between constraints involving these variables
11:    Normalize and compare their contributions to the objective function
12:    Count frequency of variable appearances in constraints and objective
13:    Compare matching indexed terms like coefficient  $\times$  variable
14:    Compute total score for the variable pair
15:    Record the score along with the variable pair
16:   end for
17: end for
18: Sort all variable pair scores in descending order
19: Match variables greedily by choosing highest-scoring pairs without reuse
20: Replace matched variable names in the generated model accordingly
21: Normalize all expressions to abstract index and variable names given a particular variable
22: Compare true and generated components:
    - Identify matched components
    - Identify extra components present only in the generated model
23: Compute the percentage of correctly matched:
    - Variables
    - Constraints
    - Objective expression
24: Compute total match percentage
25: Compute the percentage of extra elements in the generated model
    return All computed percentage metrics as model alignment scores, error type (run time
    error or compile error)
```

3. Solution and analysis

In this section, we analyze the solutions obtained from four recent ChatGPT models: ChatGPT-3.5-Turbo, ChatGPT-3.5-16K, ChatGPT-4.0, and ChatGPT-4.0-Turbo, using the prompting methods listed in Table 1. The input problems are summarized in Table 2. We set the parameter `temperature` = 0, which controls ChatGPT’s creativity. Lower values result in more deterministic (reproducible) outputs.

Table 2: Overview of stochastic problems used in the experiments

Problem Name	Instances	Category	Adapted	Taken
Electricity planning	2	SLP-2		[18]
Biweekly fleet size planning	2	SLP-2		[18]
Weekly fleet size planning	2	SLP-2		[18]
Equipment leasing	2	DLP-2	[18]	
Production planning	2	DLP-2	[18]	
Emergency supply	2	Joint Chance	[5]	
Production demand	2	Joint Chance	[5]	
Cold storage	2	Individual Chance	[16]	
Supply allocation	2	Individual Chance	[11]	

Figure 2 illustrates how various ChatGPT models perform across different stochastic optimization problem categories, highlighting differences in accuracy, constraint, objective matching, and error rates.

GPT-4-Turbo delivers the best overall performance for variable matching and objective matching on SLP-2 problems. It also achieves the highest partial scores for SLP-2 and records the lowest rates of compilation errors and extra element generation for these problems.

GPT-4 ranks second in variable matching for SLP-2 problems and has the second-highest average partial scores among the models. It also demonstrates the lowest compilation error rate for SLP-2 after GPT-4-Turbo.

GPT-3.5-Turbo-16k excels in DLP-2 problems, achieving the best partial scores, objective function matching, and variable matching. However, it performs the weakest in variable matching for SLP-2 problems and produces the highest number of extra elements on average. Notably, it achieves the best score for the lowest runtime error across all models.

GPT-3.5-Turbo exhibits the lowest performance in partial scores but ranks second-best in objective function matching for SLP-2, DLP-2, and constraint matching in DLP-2 problems.

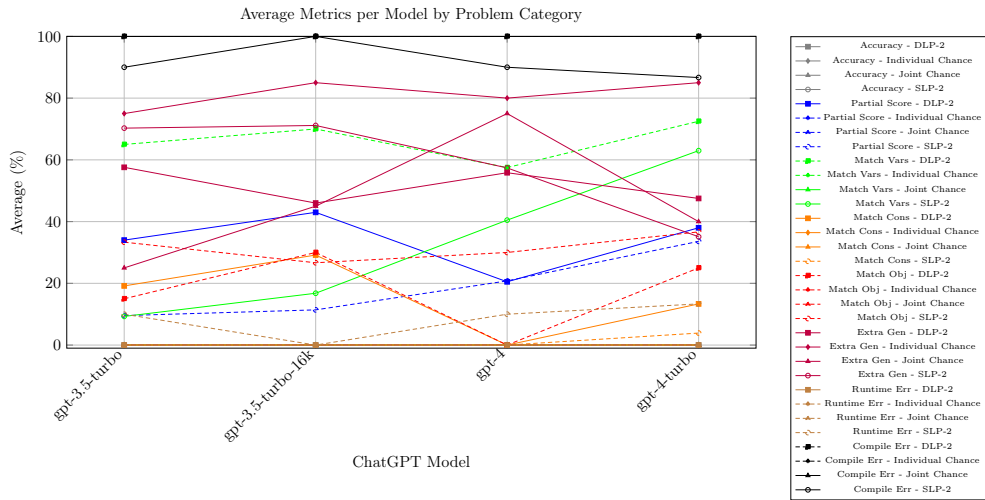


Figure 2: Average performance metrics of ChatGPT models across problem categories.

According to Figure 3, agentic prompting shows the second-highest partial score overall, the

second-best score for objective function matching in DLP-2, the best objective function matching in SLP-2, and the second-best variable matching in DLP-2 problems.

`cot_s` method demonstrates a balanced performance across most metrics, with moderate performance on variable and objective matching in SLP-2 problems. However, it generates more extra elements for individual chance constraint models than other variants.

`cot_s2` achieves the best partial and objective function matching scores for DLP-2 problems. It also generates the fewest extra elements for Joint Chance constraint models.

`cot_s_instructions` outperforms all other methods in terms of scores for SLP-2 problems.

Finally, `standard_s` shows the worst performance among all models across all problem categories, except that it outperforms `cot_s_instructions` in constraint matching score.

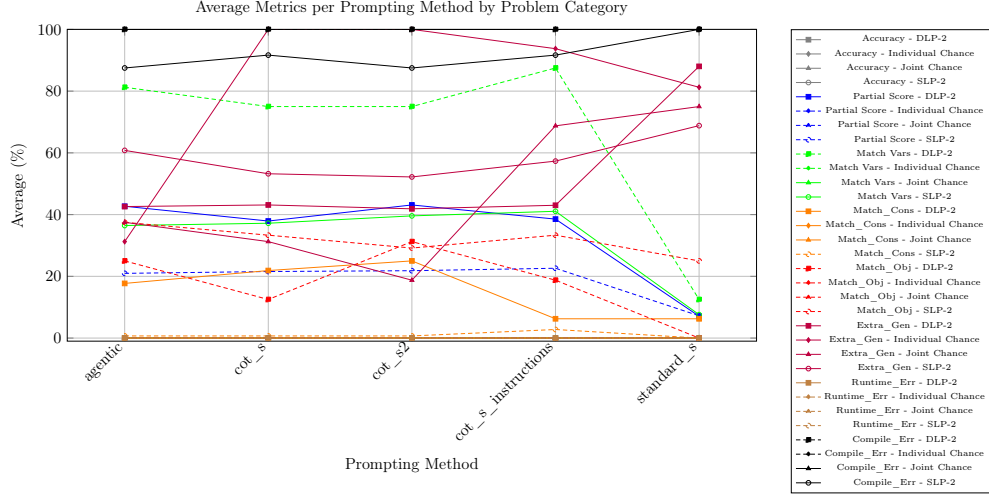


Figure 3: Average performance metrics of prompting methods across problem categories.

Figure 4 presents the average performance metrics across different problem categories and their respective instances. Notably, Instance 2 of individual chance constraint problems shows the highest rate of extra element generation. DLP-2 instances consistently yield the best results for partial score and variable matching. In contrast, all categories perform poorly on constraint matching and objective function matching across both instances, with scores below 20. SLP-2 shows variability between instances, particularly in extra generation and compilation error rates.

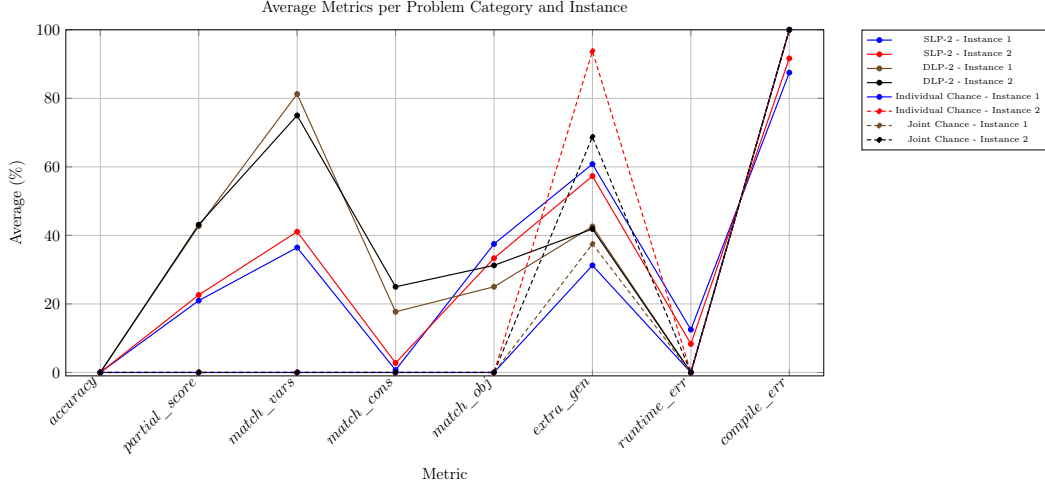


Figure 4: Average metrics by problem category instance.

The Figure 5 illustrates the average performance across multiple metrics for each prompting method. **cot_s_instructions** achieves the highest variable matching score and relatively high extra element generation score. **cot_s2** offers the best balance between partial score and objective matching. **agentic** demonstrates high partial scores and relatively low compile error rate. In contrast, **standard_s** shows the poorest performance overall, with the highest rates of extra element generation and compilation errors, and the lowest scores in accuracy, matching, and partial scores. **cot_s** is the second-worst prompting method in average performance.

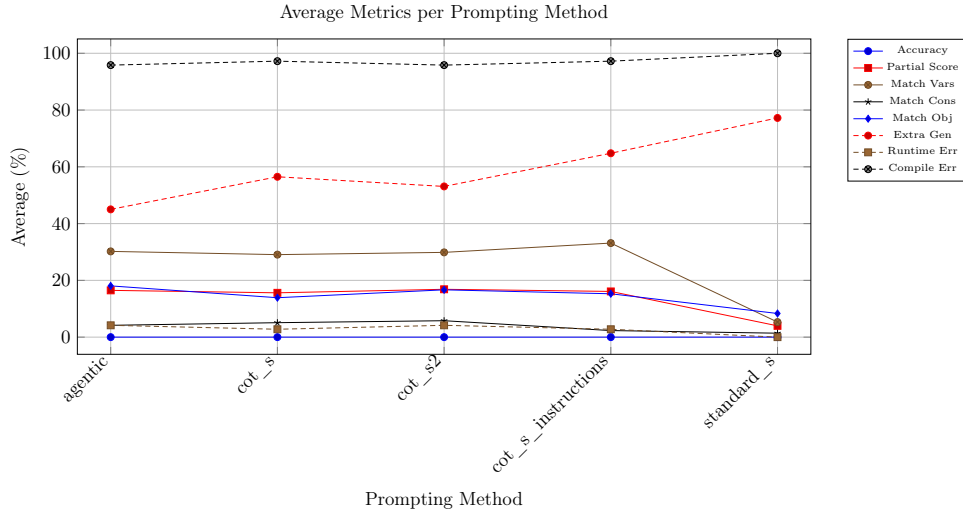


Figure 5: Comparison of average performance metrics across different prompting methods.

GPT-4-Turbo outperforms all models in partial score, variable matching, and objective matching, while also achieving the lowest compile and runtime error rates. GPT-3.5 variants show higher extra element generation and lower overall performance in comparison to GPT-4-Turbo.

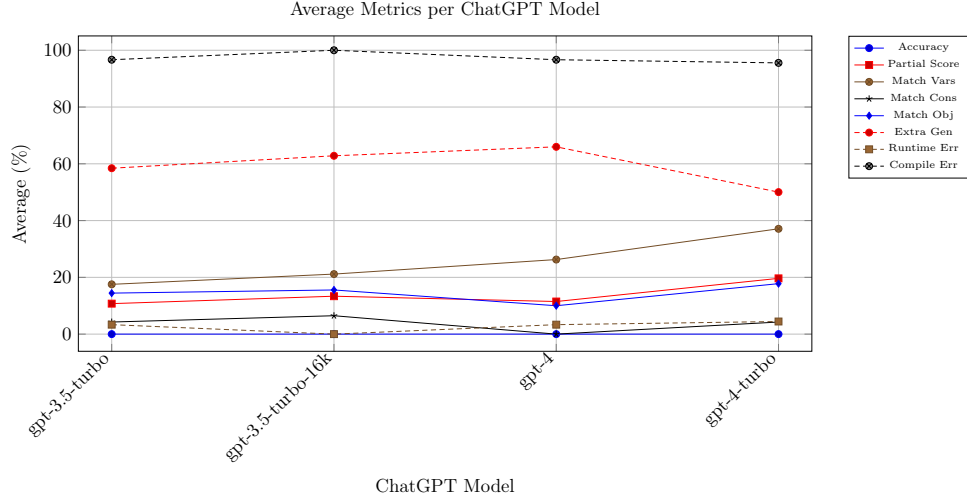


Figure 6: Average metrics per ChatGPT mode

Figure 7 illustrates the consistency of various evaluation metrics over 10 independent runs for two instances of a SLP-2 problem. Metrics such as partial score, variable matching, and extra element generation show relatively stable and comparable values between runs and across both instances. Objective function matching is consistently high and highly reproducible. In contrast, constraint matching and accuracy remain close to zero, indicating persistent difficulty across all runs. Runtime and compile errors show the greatest variability, especially for Instance 2, where compile errors are consistently high and runtime errors remain low, while Instance 1 shows the reverse pattern.

Metric Reproducibility Across Runs for Two Instances

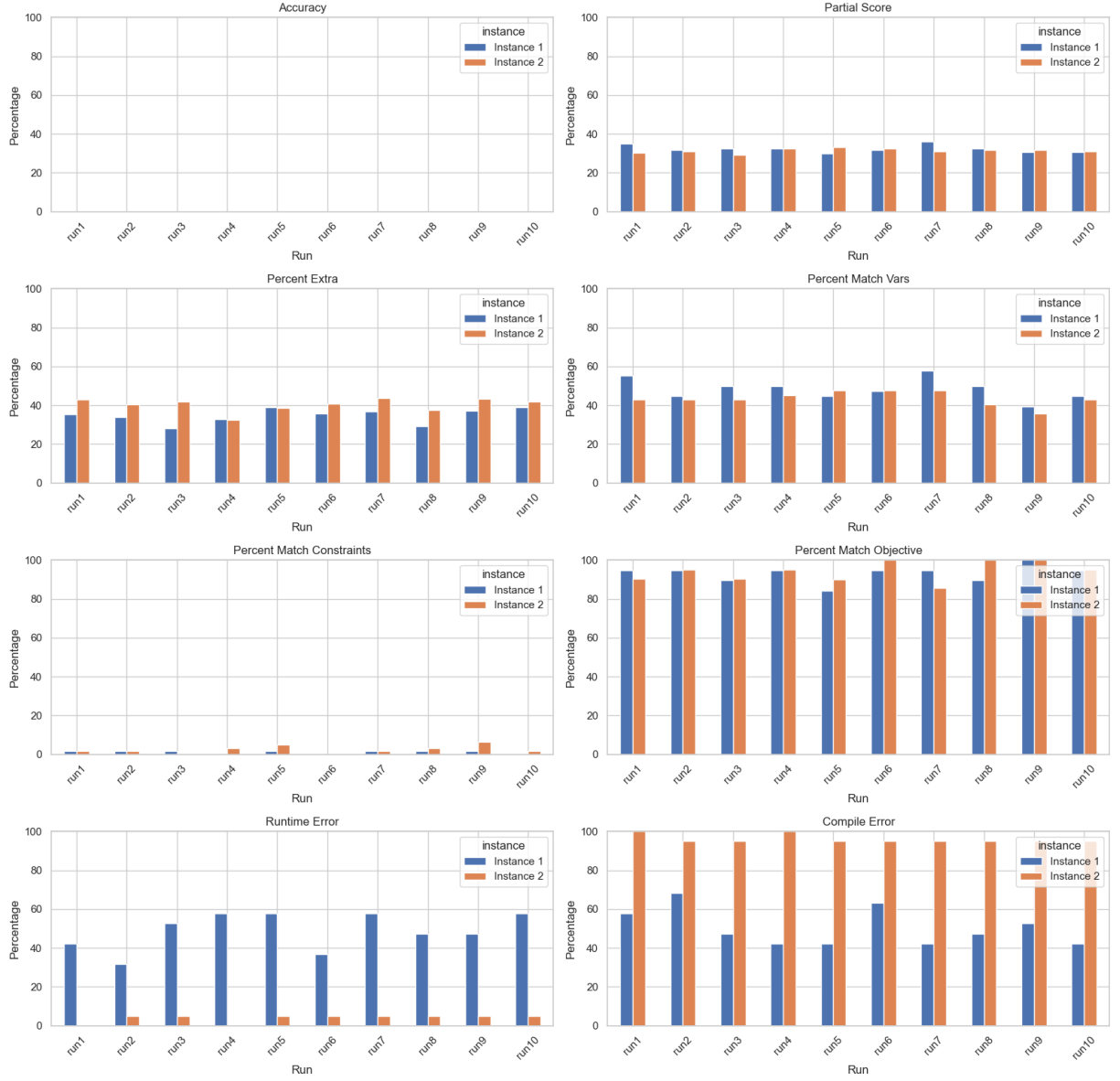


Figure 7: Metric reproducibility across runs for two instances of SLP-2 problem

Figure 8 tracks the consistency of different prompting methods across 10 runs, averaged over the SLP-2 instances. Objective matching scores remain consistently high for most methods across runs, especially for `cot_s_instructions`. In contrast, constraint matching scores exhibit high variability with frequent near-zero values across all methods. Partial scores show moderate stability, with `cot_s_instructions` and `cot_s2` displaying the most consistent performance. Variable matching trends are relatively stable but vary between methods.

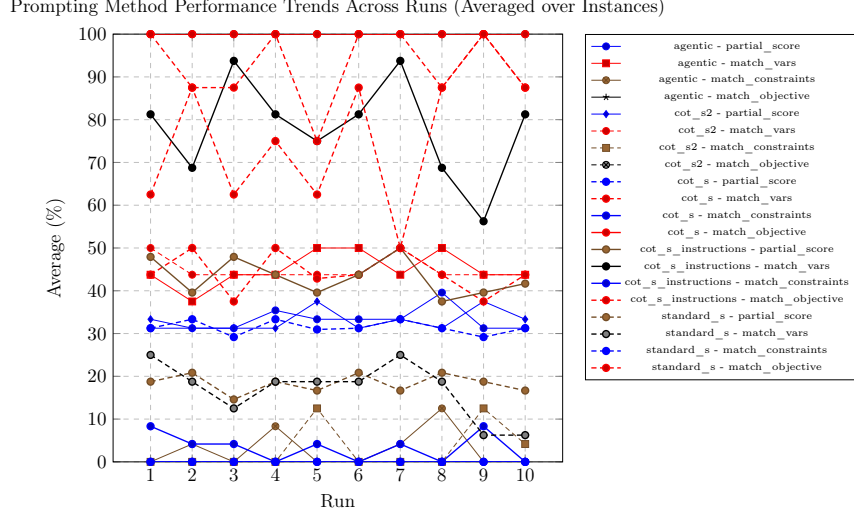


Figure 8: Prompting Method Performance Trends Across Runs (Averaged over Instances)

Figure 9 displays performance stability across 10 runs for each ChatGPT model. GPT-4-Turbo and GPT-4 exhibit consistency in partial score and objective matching. GPT-3.5-Turbo-16k shows consistent objective matching but high variability in variable and constraint matching. GPT-3.5-Turbo demonstrates the most fluctuation across all metrics, particularly in constraint matching.

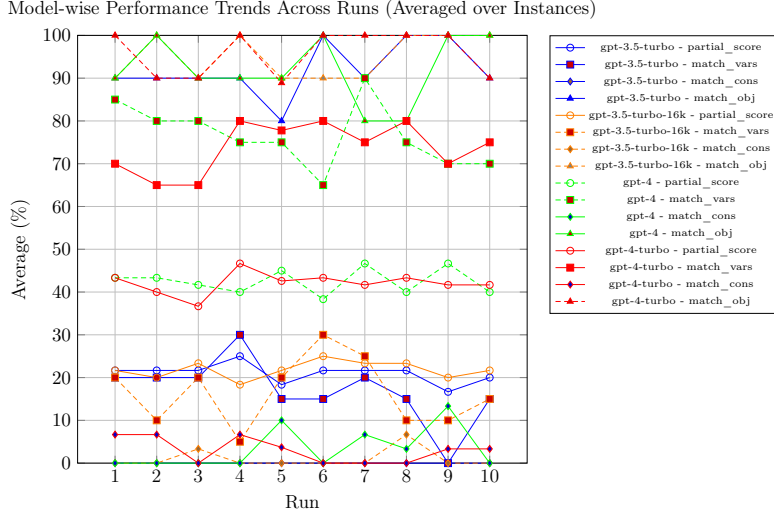


Figure 9: Model-wise Performance Trends Across Runs (Averaged over Instances)

3.1. Summary of results and takeaways

GPT-4-Turbo is the most consistent and best-performing model overall, excelling in partial score, variable matching, and objective matching, with minimal compile and runtime errors. GPT-4 follows closely, while GPT-3.5-Turbo-16k performs well on objective matching but shows variability in other metrics. GPT-3.5-Turbo ranks lowest, with the most fluctuations and weakest constraint handling.

Among prompting methods, `cot_s_instructions` is the most robust for SLP-2 problems, showing high consistency and top scores. `cot_s2` performs best for DLP-2 and maintains a strong balance

across metrics. **agentic** performs well on partial and objective scores, while **standard_s** ranks consistently lowest across all categories and metrics.

Across problem types, DLP-2 is the most tractable, with the highest partial and variable matching scores. Constraint matching and accuracy remain low across all categories and are highly variable across runs. Instance-level analysis reveals that Instance 2 often has higher compile error rates, while Instance 1 is more prone to runtime issues.

Reproducibility analysis shows that objective and partial scores are generally stable, while constraint matching and error metrics are highly inconsistent across runs, especially for less robust models and prompt styles.

4. Conclusion

Recent advances in large language models (LLMs) have opened new possibilities for automating tasks in operations research (OR). While prior efforts have primarily focused on deterministic problem formulation, this paper explores the performance of LLMs to stochastic optimization, including chance constraint models, two-stage stochastic programming (SLP-2), and its deterministic counterpart, two-stage deterministic programming (DLP-2).

We developed customized prompts and introduced the first soft scoring metric tailored to stochastic optimization, addressing the limitations of existing evaluation methods such as canonical and execution accuracy. Extensive experiments were conducted on several recent variants of ChatGPT, leveraging our prompting methods and scoring system.

Experimental results show that each combination of ChatGPT model and prompting method excels in modeling specific problem categories and components. Overall, GPT-4-Turbo outperforms other variants in formulating stochastic models, particularly when paired with **cot_s_instructions** prompting. The **agentic** method produced results comparable to **cot_s_instructions**, which is notable given that it was not provided with explicit instructions, highlighting the effectiveness of collaborative LLM reasoning in generating structurally sound and semantically accurate optimization models. These insights would not have been possible without our soft scoring method, which enabled granular analysis of partially correct outputs.

Future research will focus on enhancing the agentic system by introducing dynamic feedback loops, allowing agents to revise outputs based on verification signals or prior errors using our scoring system. Another direction involves integrating symbolic solvers and constraint validation tools to improve real-time feasibility and correctness checks. Finally, extending the framework to accommodate non-linear, integer, or multi-stage stochastic models would broaden its applicability to real-world OR domains.

Additionally, future work could involve systematically testing ChatGPT across a wider range of stochastic optimization problems to validate these findings. It would also be valuable to examine how solutions perform under varying uncertainty scenarios, and to explore which types of prompts tend to trigger scenario-based errors, a limitation we could not address in this study due to compilation errors across all such problems.

5. Declaration of competing interest

The author affirms that there are no identifiable conflicting financial interests or personal associations that could be perceived as impacting the work described in this article. This paper is written by the author solely.

6. Data and Code availability

Data and code are available upon request.

References

- [1] Ali AhmadiTeshnizi, Wenzhi Gao, and Madeleine Udell. Optimus: Scalable optimization modeling with (mi) lp solvers and large language models. *arXiv preprint arXiv:2402.10172*, 2024.
- [2] Dimitris Bertsimas and Georgios Margaritis. Robust and adaptive optimization under a large language model lens, 2024.
- [3] Hao Chen, Gonzalo E Constante-Flores, and Can Li. Diagnosing infeasible optimization problems using large language models. *INFOR: Information Systems and Operational Research*, 62(4):573–587, 2024.
- [4] Gurobi Optimization, LLC. *Gurobi Optimizer Reference Manual*, 2025.
- [5] Willem K Klein Haneveld, Maarten H van der Vlerk, Ward Romeijnnders, Willem K Klein Haneveld, Maarten H van der Vlerk, and Ward Romeijnnders. Chance constraints. *Stochastic Programming: Modeling Decision Problems Under Uncertainty*, pages 115–138, 2020.
- [6] Qingyang Li, Lele Zhang, and Vicky Mak-Hau. Synthesizing mixed-integer linear programming models from natural language descriptions. 2023.
- [7] XING Linzi, Xinglu Wang, FAN Zhenan, FENG Yuxi, Jing Xiong, Zhijiang Guo, FU Xiaojin, Rindranirina RAMAMONJISON, Mahdi MOSTAJABDAVEH, HAN Xiongwei, et al. Systems and methods for towards human-aligned evaluation for auto-formulating optimization modeling with large language models, April 24 2025. US Patent App. 18/381,239.
- [8] Aman Madaan, Niket Tandon, Prakhar Gupta, Skyler Hallinan, Luyu Gao, Sarah Wiegrefe, Uri Alon, Nouha Dziri, Shrimai Prabhumoye, Yiming Yang, et al. Self-refine: Iterative refinement with self-feedback. *Advances in Neural Information Processing Systems*, 36:46534–46594, 2023.
- [9] OpenAI. ChatGPT. <https://chat.openai.com/>, 2025. Accessed: 2025-04-25.
- [10] Ganesh Prasath and Shirish Karande. Synthesis of mathematical programs from natural language specifications, 2023.
- [11] Feng Qiu, Shabbir Ahmed, Santanu S Dey, and Laurence A Wolsey. Covering linear programming with violations. *INFORMS Journal on Computing*, 26(3):531–546, 2014.
- [12] Rindranirina Ramamonjison, Haley Li, Timothy T Yu, Shiqi He, Vishnu Rengan, Amin Banitalebi-Dehkordi, Zirui Zhou, and Yong Zhang. Augmenting operations research with auto-formulation of optimization models from problem descriptions. *arXiv preprint arXiv:2209.15565*, 2022.
- [13] Rindranirina Ramamonjison, Haley Li, Timothy T. L. Yu, Shiqi He, Vishnu Rengan, Amin Banitalebi-Dehkordi, Zirui Zhou, and Yong Zhang. Augmenting operations research with auto-formulation of optimization models from problem descriptions. *ArXiv*, abs/2209.15565, 2022.

- [14] Rindranirina Ramamonjison, Timothy T. L. Yu, Raymond Li, Haley Li, Giuseppe Carenini, Bissan Ghaddar, Shiqi He, Mahdi Mostajabdaveh, Amin Banitalebi-Dehkordi, Zirui Zhou, and Yong Zhang. Nl4opt competition: Formulating optimization problems based on their natural language descriptions. In *Neural Information Processing Systems*, 2023.
- [15] Pranab Sahoo, Ayush Kumar Singh, Sriparna Saha, Vinija Jain, Samrat Mondal, and Aman Chadha. A systematic survey of prompt engineering in large language models: Techniques and applications. *arXiv preprint arXiv:2402.07927*, 2024.
- [16] Alexander Shapiro and Andy Philpott. A tutorial on stochastic programming. *Manuscript. Available at www2.isye.gatech.edu/ashapiro/publications.html*, 17, 2007.
- [17] Parshin Shojaee, Ngoc-Hieu Nguyen, Kazem Meidani, Amir Barati Farimani, Khoa D Doan, and Chandan K Reddy. Llm-srbench: A new benchmark for scientific equation discovery with large language models. *arXiv preprint arXiv:2504.10415*, 2025.
- [18] Huseyin Topaloglu. Stochastic programming test problems, n.d. Accessed: 2025-05-21.
- [19] George Tsoukalas, Jasper Lee, John Jennings, Jimmy Xin, Michelle Ding, Michael Jennings, Amitayush Thakur, and Swarat Chaudhuri. Putnambench: Evaluating neural theorem-provers on the putnam mathematical competition. *arXiv preprint arXiv:2407.11214*, 2024.
- [20] Xuezhi Wang, Jason Wei, Dale Schuurmans, Quoc Le, Ed Chi, Sharan Narang, Aakanksha Chowdhery, and Denny Zhou. Self-consistency improves chain of thought reasoning in language models. *arXiv preprint arXiv:2203.11171*, 2022.
- [21] Jason Wei, Xuezhi Wang, Dale Schuurmans, Maarten Bosma, Fei Xia, Ed Chi, Quoc V Le, Denny Zhou, et al. Chain-of-thought prompting elicits reasoning in large language models. *Advances in neural information processing systems*, 35:24824–24837, 2022.
- [22] Ziyang Xiao, Dongxiang Zhang, Yangjun Wu, Lilin Xu, Yuan Jessica Wang, Xiongwei Han, Xiaojin Fu, Tao Zhong, Jia Zeng, Mingli Song, et al. Chain-of-experts: When llms meet complex operations research problems. In *The twelfth international conference on learning representations*, 2023.
- [23] Huaiyuan Ying, Zijian Wu, Yihan Geng, Jiayu Wang, Dahua Lin, and Kai Chen. Lean workbook: A large-scale lean problem set formalized from natural language math problems. *arXiv preprint arXiv:2406.03847*, 2024.