

Δ Flow: An Efficient Multi-frame Scene Flow Estimation Method

Qingwen Zhang¹ Xiaomeng Zhu^{1,3} Yushan Zhang²
Yixi Cai¹ Olov Andersson¹ Patric Jensfelt¹

¹KTH Royal Institute of Technology ²Linköping University ³Scania CV AB

Abstract

Previous dominant methods for scene flow estimation focus mainly on input from two consecutive frames, neglecting valuable information in the temporal domain. While recent trends shift towards multi-frame reasoning, they suffer from rapidly escalating computational costs as the number of frames grows. To leverage temporal information more efficiently, we propose DeltaFlow (Δ Flow), a lightweight 3D framework that captures motion cues via a Δ scheme, extracting temporal features with minimal computational cost, regardless of the number of frames. Additionally, scene flow estimation faces challenges such as imbalanced object class distributions and motion inconsistency. To tackle these issues, we introduce a Category-Balanced Loss to enhance learning across underrepresented classes and an Instance Consistency Loss to enforce coherent object motion, improving flow accuracy. Extensive evaluations on the Argoverse 2 and Waymo datasets show that Δ Flow achieves state-of-the-art performance with up to 22% lower error and $2\times$ faster inference compared to the next-best multi-frame supervised method, while also demonstrating a strong cross-domain generalization ability. The code is open-sourced at <https://github.com/Kin-Zhang/DeltaFlow> along with trained model weights.

1 Introduction

Scene flow estimation determines the 3D motion of each point between consecutive point clouds, making it an important task in computer vision and essential for autonomous driving [27, 2, 38, 6, 37] and motion compensation [39]. While early approaches focused on per-point feature learning [44, 42, 20, 22, 43, 36] and achieve high accuracy on small-scale datasets, they become computationally expensive when processing large-scale, high-density point clouds typical in autonomous driving. To reduce computational costs and enable real-time inference, recent methods [11, 40, 13, 24, 14] voxelize point features to estimate the scene flow vector field.

Meanwhile, real-world LiDAR data is acquired as a continuous stream rather than isolated frame pairs, making it crucial to leverage temporal information from multiple frames for more accurate motion estimation. To incorporate temporal information, existing multi-frame approaches either concatenate voxel features along the feature dimension [11, 40, 13] (see Figure 1(a)), or introduce an explicit temporal dimension to stack them [24, 14] (see Figure 1(b)). Both strategies lead to increased feature size and network parameters as the number of frames increases, resulting in higher memory consumption and slower training and inference.

To address these limitations, we propose DeltaFlow (Δ Flow), a computationally efficient 3D framework for multi-frame scene flow estimation. It applies a direct Δ scheme between voxelized frames, as shown in Figure 1 (c), avoiding the feature concatenation or 4D stacking used by prior methods in Figure 1 (a), (b). The scheme allows the network to focus on “*what is changing*” in the scene rather than the static background, aligning with the core objective of scene flow estimation. It also keeps

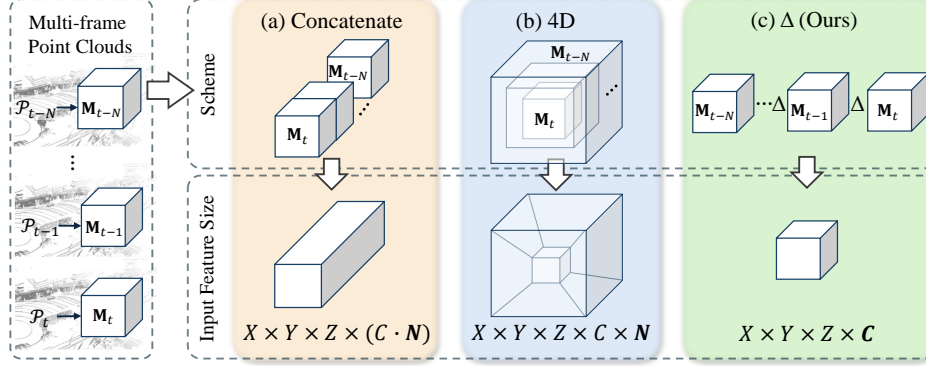


Figure 1: Comparison of multi-frame strategies for scene flow estimation. For clarity, voxelized features are shown in dense formats. X, Y, Z denote spatial resolution, C represents feature channels, and N is the number of frames. Existing methods process voxelized representations using (a) Concatenation features along the channel dimension [40, 11]; (b) 4D methods stack features in an additional temporal dimension [14, 24]. Both increase input size as N grows. (c) Our proposed Δ Flow applies a Δ scheme between voxelized frame, maintaining a compact feature representation and a constant feature size independent of N .

the input feature size of Δ Flow constant regardless of the number of frames, effectively addressing the scalability challenge in multi-frame scene flow estimation.

We further propose improvements to the scene flow supervision signal. Existing approaches [40, 11, 30] for driving scenarios primarily focus on distinguishing between static and moving objects. However, they do not explicitly address severe class imbalances (e.g., cars versus pedestrians) as mentioned in [12], nor ensure motion consistency across all points within the same object. To tackle these issues, we propose a Category-Balanced Loss to achieve more balanced training across all the classes, including the underrepresented classes (e.g., pedestrians, cyclists), and an Instance Consistency Loss to enforce a uniform motion for each individual instance.

Δ Flow achieves the best performance for real-time scene flow estimation on both Argoverse 2 and Waymo datasets, outperforming the next-best multi-frame supervised method by up to 22%. It also demonstrates high computational efficiency and scalability in multi-frame settings, achieving up to $2\times$ faster inference, and exhibits strong generalization ability across different datasets. With its accuracy and efficiency, Δ Flow is well-suited for real-world autonomous driving applications. The contributions of this paper are as follows: (1) We propose Δ Flow, a lightweight 3D framework for multi-frame scene flow estimation that efficiently extracts motion cues by a Δ scheme between voxelized frames, maintaining a compact feature representation that is scalable in the temporal domain. (2) We introduce a Category-Balanced Loss and an Instance Consistency Loss to enhance dynamic flow for underrepresented classes and improve motion consistency for individual instances. (3) We demonstrate that Δ Flow achieves state-of-the-art real-time performance on Argoverse 2 and Waymo, while exhibiting high computational efficiency and strong cross-domain generalization ability.

2 Related Work

Scene Flow Estimation Scene flow estimation describes the 3D motion field between temporally successive point clouds [32, 12, 10, 44]. Early methods focused on point-wise feature learning [34, 16, 33, 21, 42, 44], achieving high accuracy on small-scale synthetic datasets such as ShapeNet [4] and FlyingThings3D [25]. However, when applied to large-scale, high-density point clouds typical in autonomous driving [8, 29, 26], these methods require downsampling due to high memory costs and are not well optimized for sequential data, limiting their practical utility.

To handle large-scale point clouds, FastFlow3D [11] voxelized point clouds and concatenated voxelized features from two frames before feeding them into the network. However, voxelization sacrifices fine-grained motion details, as point-to-voxel transformations reduce spatial resolution, thereby diminishing accuracy at the object level. DeFlow [40] addressed this by introducing GRU-based voxel-to-point refinement, while SSF [13] leveraged sparse convolutions and virtual voxels to enhance long-range scene flow estimation.

Multi-frame challenges Multi-frame modeling has become a key trend in scene flow estimation, as leveraging past frames provides richer temporal context and allows for a more comprehensive understanding of motion dynamics over time [14, 9, 31]. One approach is to process all frames in a sequence offline, as demonstrated by EulerFlow [31]. Although it achieves high accuracy, it is highly computationally demanding, requiring 24 hours to process a sequence of 157 frames in Argoverse 2, making it infeasible for real-time applications. An alternative is to concatenate multi-frame features, as done by most voxelized methods mentioned earlier. However, this leads to feature expansion, higher memory consumption, and limited temporal consistency as more frames are added.

To improve efficiency, two common strategies are used: 1) spatial optimization and 2) temporal optimization. For spatial optimization, methods in [11, 40, 13] reduce spatial dimensions by compressing the Z-dimension into a bird’s-eye view (BEV) representation, effectively transforming the network into 2D processing. While this reduces the computational cost, it removes height information, which may degrade accuracy. Alternatively, Kim *et al.* [14] applies sparse voxelization, using storage formats like coordinate format (COO) to store only nonzero elements with an indices matrix for coordinates and a value array for features. This efficiently reduces memory consumption while preserving the full 3D structure. For temporal optimization, Kim *et al.* [14] introduces an explicit temporal dimension, avoiding direct feature concatenation across frames. Instead of increasing feature channels, it proposes a 4D network with separate 3D spatial and 1D temporal convolutions, scaling input size multiplicatively with the number of frames. This reduces feature expansion and enhances the feasibility of multi-frame processing.

In this work, we also enhance spatial efficiency with sparse voxelization, preserving 3D structure while reducing memory usage. For temporal efficiency, we introduce a Δ scheme that extracts motion cues without expanding feature size, addressing scalability challenges in multi-frame scene flow estimation.

Other challenges Beyond computational challenges, scene flow estimation is further complicated by label imbalance. Most LiDAR points in autonomous driving scenarios belong to static structures such as buildings or roads, while dynamic objects are comparatively scarce. This imbalance biases model learning, making motion variations harder to capture. Prior works [40, 11, 30, 41] attempt to mitigate this issue using scaling functions in loss design to balance motion contributions. Among them, the motion-aware loss from DeFlow [40], which applies unweighted three-speed ranges, has shown the most effectiveness.

However, category imbalance remains a challenge. The recent scene flow evaluation metric [12] highlights that small but safety-critical categories, such as pedestrians and cyclists, are underrepresented compared to larger vehicle classes, making small-instance predictions challenging. Meanwhile, Zhang *et al.* [41] emphasize the need for object-level motion consistency, where instances within the same object should share coherent scene flow. To address these issues, we introduce a Category-Balanced Loss and Instance Consistency Loss in this paper.

3 Method

3.1 Problem Formulation

Given two consecutive point clouds, $\mathcal{P}_{t-1} \in \mathbb{R}^{N_{t-1} \times 3}$ and $\mathcal{P}_t \in \mathbb{R}^{N_t \times 3}$, scene flow estimation aims to predict how the points $p_{t-1} \in \mathcal{P}_{t-1}$ move from time $t-1$ to t , resulting in a scene flow vector field $\mathcal{F}_{t-1} \in \mathbb{R}^{N_{t-1} \times 3}$. The estimated flow $\hat{\mathcal{F}}_{t-1}$ from \mathcal{P}_{t-1} to \mathcal{P}_t can be decomposed as:

$$\hat{\mathcal{F}} = \mathcal{F}_{ego} + \Delta\hat{\mathcal{F}}, \quad (1)$$

where \mathcal{F}_{ego} represents the motion caused by the ego vehicle. This motion is computed from the relative transformation of the sensor pose $\mathbf{T}_{ego}^{t-1 \rightarrow t}$ between time $t-1$ and t , i.e., $\mathcal{F}_{ego} = \mathbf{T}_{ego}^{t-1 \rightarrow t} \mathcal{P}_{t-1} - \mathcal{P}_{t-1}$. Since \mathcal{F}_{ego} can be determined directly from odometry, the goal is to estimate the residual scene flow $\Delta\hat{\mathcal{F}}$ with our approach.

Most existing scene flow estimation methods focus on reasoning with two consecutive point cloud frames [17, 18, 40, 11, 13], learning a mapping: $\{\mathbf{T}_{ego}^{t-1 \rightarrow t} \mathcal{P}_{t-1}, \mathcal{P}_t\} \rightarrow \Delta\mathcal{F}_{t-1}$. With the recent trend shifting towards multi-frame reasoning [14, 39, 31], we instead focus on learning: $\{\mathbf{T}_{ego}^{t-N \rightarrow t} \mathcal{P}_{t-N}, \dots, \mathbf{T}_{ego}^{t-1 \rightarrow t} \mathcal{P}_{t-1}, \mathcal{P}_t\} \rightarrow \Delta\mathcal{F}_{t-1}$ to leverage additional past frames for improved motion estimation.

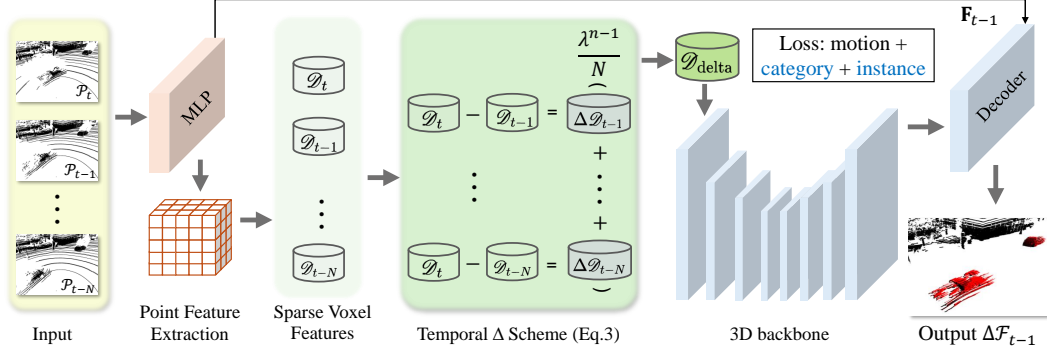


Figure 2: Overview of the proposed Δ Flow architecture. The framework first extracts point-level features and voxelize them to obtain sparse voxel features \mathcal{D} . The core temporal Δ scheme then computes the difference between the current frame t and previous frames $(t-1, \dots, t-N)$, weighted by a time-decay factor λ . The resulting Δ feature $\mathcal{D}_{\text{delta}}$ is then passed to a 3D backbone-decoder network to estimate the final scene flow $\Delta\mathcal{F}_{t-1}$. This approach captures motion-specific cues efficiently while keeping the architecture compact and scalable, regardless of the number of frames.

3.2 Δ Flow

To effectively learn multi-frame information, we propose Δ Flow, as shown in Figure 2. We extract a sparse Δ feature that efficiently encodes temporal and spatial information from the frames, then feed it into a standard backbone-decoder network for scene flow estimation.

Point Feature Extraction Following common practices in scene flow estimation [11, 40, 14], we first encode individual point clouds using PointPillars [15], generating point-wise feature representations $\{\mathbf{F}_{t-N}, \dots, \mathbf{F}_{t-1}, \mathbf{F}_t\}$. Each $\mathbf{F}_t \in \mathbb{R}^{N_t \times C}$ represents the feature embedding for \mathcal{P}_t , where N_t is the number of points and C is the feature dimension.

Sparse Spatial Representation We then encode the point features into a sparse 3D representation, which processes only non-empty voxels to reduce computational overhead in large-scale 3D grids. Given encoded point features $\mathbf{F} \in \mathbb{R}^{N_P \times C}$, we construct sparse voxel features $\mathcal{D} \in \mathbb{R}^{V \times C}$ through point-to-voxel aggregation:

$$\mathcal{D}[v_i] = \begin{cases} \frac{\sum_{p \in \mathcal{P}^{v_i}} \mathbf{f}_p}{|\mathcal{P}^{v_i}|} & v_i \in \mathcal{V}, \\ \mathbf{0} & \text{otherwise,} \end{cases} \quad (2)$$

where $v_i = (x_i, y_i, z_i)$ denotes the i -th active voxel coordinate in \mathcal{V} (the set of non-empty voxels with $|\mathcal{V}| = V$). \mathcal{P}^{v_i} represents points inside voxel v_i and $\mathbf{f}_p \in \mathbb{R}^C$ is the feature of point p .

Temporal Δ Scheme In order to extract motion signals from the sparse voxel features, we propose a simple yet effective Δ scheme comprising subtraction, temporal weighting and summation steps:

$$\mathcal{D}_{\text{delta}} = \sum_{n=1}^N \lambda^{n-1} (\mathcal{D}_t - \mathcal{D}_{t-n}) / N, \quad (3)$$

resulting in the Δ feature $\mathcal{D}_{\text{delta}} \in \mathbb{R}^{V \times C}$. N is the number of past frames considered, and λ applies a temporal decay to earlier frames.

The Δ scheme is designed to extract global motion patterns from multiple frames while maintaining computational efficiency. First, voxel-wise differences between the current frame and previous ones are computed, encouraging the model to focus on what is changing in the scene while minimizing reliance on static features. These differences are then weighted by a decay factor $\lambda \in (0, 1]$, which assigns higher importance to more recent frames. The weighted differences are subsequently summed to accumulate the trail of moving objects and produce a temporal representation that captures long-term motion information. The intuition for this accumulation is to mimic how humans can interpret motion in a single image from motion blur. We provide qualitative support for the design of the Δ scheme in Appendix A, which illustrates the temporal behavior of the proposed method and highlights its emphasis on motion-related changes.

Notably, this scheme maintains a constant feature dimension, ensuring that the feature size remains unaffected by the number of frames. This allows the model to process an arbitrary number of past frames without increasing computational overhead in the backbone-decoder network.

Backbone-Decoder network The Δ feature $\mathcal{D}_{\text{delta}}$ is then served as input to a 3D backbone-decoder network for scene flow estimation. It is first processed by a 3D backbone for feature extraction:

$$\mathcal{D}_{(\text{out})} = \text{Backbone}(\mathcal{D}_{\text{delta}}; \mathbf{W}_{\text{net}}), \quad (4)$$

where Backbone refers to any network capable of processing sparse 3D voxel inputs, and \mathbf{W}_{net} are trainable network parameters. The backbone output $\mathcal{D}_{(\text{out})}$ is then sent to a scene flow decoder network to estimate a per-point 3D scene flow vector:

$$\Delta \hat{\mathcal{F}} = \text{Decoder}(\text{V2P}(\mathcal{D}_{(\text{out})}), \mathbf{F}_{t-1}; \mathbf{W}_d),$$

where the mapping $\text{V2P}(\mathcal{D}_{(\text{out})}) : \mathbb{R}^{V \times C} \rightarrow \mathbb{R}^{N_{t-1} \times C}$ maps features back to points via pre-recorded coordinate indexing, and \mathbf{W}_d are trainable decoder weights.

3.3 Loss Function

We employ three loss functions to supervise scene flow estimation: the motion-awareness loss from DeFlow [40], and two new ones proposed in this work, a category-balanced loss and an instance consistency loss, that address class imbalance and motion inconsistency.

Motion-awareness Loss The motion-awareness loss $\mathcal{L}_{\text{deflow}}$ from DeFlow [40] is designed to mitigate data imbalance between static and dynamic points by prioritizing dynamic point flow estimation. It categorizes points in \mathcal{P}_t based on their motion speed into three groups¹: $\{\mathcal{P}_{t/1}, \mathcal{P}_{t/2}, \mathcal{P}_{t/3}\}$, resulting in the loss:

$$\mathcal{L}_{\text{deflow}} = \sum_{i=1}^3 \frac{1}{|\mathcal{P}_{t/i}|} \sum_{p \in \mathcal{P}_{t,i}} \|\Delta \hat{\mathcal{F}}(p) - \Delta \mathcal{F}_{\text{gt}}(p)\|_2. \quad (5)$$

Category-Balanced Loss The Category-Balanced Loss is designed to categorize dynamic objects based on class and motion speed, ensuring a more balanced scene flow learning across different object categories. To achieve this, we assign to each point p a meta-category from the set $\{1, \dots, C\}$, with each category c assigned a predefined weight w_c . The loss is then defined as:

$$\mathcal{L}_C = \sum_{c \in \mathcal{C}} w_c \sum_{b \in \mathcal{B}} \gamma_b \frac{1}{|\mathcal{P}_{c,b}|} \sum_{p \in \mathcal{P}_{c,b}} \|\Delta \hat{\mathcal{F}}(p) - \Delta \mathcal{F}_{\text{gt}}(p)\|_2, \quad (6)$$

where γ_b are speed-dependent coefficients that adjust the weighting based on motion speed.

Instance Consistency Loss The instance consistency loss is designed to ensure that all points on a rigid object exhibit a consistent scene flow. To achieve this, we let \mathcal{I} be the set of object instances, and for each instance $I \in \mathcal{I}$, let \mathcal{P}_I denote the set of points belonging to I . The per-instance average estimated error is defined as:

$$\hat{e}_I = \sum_{p \in \mathcal{P}_I} \frac{\|\Delta \hat{\mathcal{F}}(p) - \Delta \mathcal{F}_{\text{gt}}(p)\|_2}{|\mathcal{P}_I|}$$

Each instance is assigned a representative meta-category c_I , and only moving instances (\mathcal{I}') where speed exceeds 0.4 m/s are considered. The loss is then defined as:

$$\mathcal{L}_I = \frac{1}{|\mathcal{I}'|} \sum_{I \in \mathcal{I}'} \omega_{c_I} \hat{e}_I \exp(\hat{e}_I). \quad (7)$$

The final loss function is the sum of all three losses:

$$\mathcal{L}_{\text{total}} = \mathcal{L}_{\text{deflow}} + \mathcal{L}_C + \mathcal{L}_I. \quad (8)$$

¹DeFlow loss categorizes motion speed into three groups \mathcal{B} : 0 to 0.4 m/s, 0.4 to 1.0 m/s, and above 1.0 m/s, respectively.

4 Experiments Setup

4.1 Datasets

Experiments are conducted on two commonly used large-scale autonomous driving datasets in scene flow estimation: Argoverse 2 [35], which employs two roof-mounted 32-channel LiDARs, and Waymo [29], which uses a single 64-channel LiDAR. Ground removal is applied to both datasets using HDMap, following [30].

Argoverse 2 Argoverse 2 provides an official public scene flow challenge [1], consisting of 700 training and 150 validation scenes, each lasting 15 seconds at 10 Hz, totaling 110,071 point cloud frames. An additional 150 test scenes are available for evaluation via the online leaderboard. The scene flow ground truth is generated from human annotations with tracking-based inference to estimate 3D motion. However, as noted in [39], non-ego motion distortion in dynamic objects can lead to inaccurate annotation. Therefore, we corrected the scene flow ground truth of distorted points for our local experiments. A comparison of scene flow ground truth before and after motion compensation is provided in the Appendix B.1.

Waymo Waymo [11, 29] contains 798 training and 202 validation sequences, each recorded at 10 Hz for around 20 seconds. The training set consists of 155,000 frames. Motion distortion affects both the point cloud and ground truth. However, direct motion correction is infeasible as it does not provide per-point timestamps². Thus, evaluation is conducted using the original annotations.

4.2 Evaluation Metrics

The leaderboard [1] evaluates scene flow using two metrics: three-way End Point Error (EPE) and Dynamic Bucket-Normalized EPE. EPE is defined as the L2 norm of the difference between predicted and ground truth flow vectors, measured in centimeters. **Three-way EPE** [5] computes the unweighted average EPE over three regions: foreground dynamic (FD), foreground static (FS), and background static (BS). A point is classified as dynamic if its ground truth velocity exceeds 0.5 m/s, and foreground if it lies within the bounding box of any tracked object. **Dynamic Bucket-Normalized EPE** [12] groups point into predefined motion buckets based on their speeds and normalizes EPE by mean speed ($\frac{\text{Mean EPE}}{\text{Mean speed}}$). This metric evaluates four object categories: regular cars (CAR), other vehicles (OTHER) such as trucks and buses, pedestrians (PED), and wheeled vulnerable road users (VRU), including bicycles and motorcycles.

4.3 Implementation Details

In our implementation, we adopt MinkowskiNet [7] as our 3D backbone, a widely used sparse convolutional network known for strong performance in 3D perception tasks. The scene flow decoder follows DeFlow [40], enabling effective per-point scene flow prediction. Further details on the Δ scheme and the full 3D backbone-decoder architecture are provided in Appendix C.1.

For Argoverse 2, test set results are obtained directly from the public leaderboard [1] to ensure a fair comparison. For Waymo and other local experiments, all baselines are retrained and reproduced with ego-motion compensation under identical device settings for consistent evaluation. Training resources and settings are detailed in Appendix C.2. The code is open-sourced at <https://github.com/Kin-Zhang/DeltaFlow> along with trained model weights.

5 Results and Discussion

5.1 State-of-the-art Comparison

The Argoverse leaderboard test set results are summarized in Table 1. The proposed Δ Flow achieves the best mean EPE and dynamic bucket-normalized EPE scores among all methods, demonstrating both high accuracy and efficiency. It reduces mean dynamic bucket-normalized EPE by 13% compared to the second-best method, EulerFlow, and by 22% compared to Flow4D, while running twice as fast as Flow4D and thousands of times faster than EulerFlow. Even with two frames, Δ Flow outperforms all methods using the same setting, indicating that the Δ scheme effectively encodes motion differences between frames without subtracting out the important information.

²<https://github.com/waymo-research/waymo-open-dataset/issues/619>

Table 1: Performance comparisons on Argoverse 2 test set from the public leaderboard [1]. Upper groups are self-supervised methods, lower are supervised methods. Our method achieves state-of-the-art performance in scene flow estimation. ‘#F’ denotes the number of input frames. Runtime is reported per sequence (around 157 frames), with ‘-’ indicating unreported runtime. ‘s’, ‘m’, and ‘h’ represent seconds, minutes, and hours, respectively. **Purple** highlighted runtimes indicate offline methods. **Bold** and underline mark the best and second-best results.

Methods	#F	Runtime per seq	Dynamic Bucket-Normalized ↓					Three-way EPE (cm) ↓			
			Mean	CAR	OTHER	PED	VRU	Mean	FD	FS	BS
Ego Motion Flow	-	-	1.000	1.000	1.000	1.000	1.000	18.13	53.35	1.03	0.00
SeFlow [41]	2	7.2s	0.309	0.214	0.291	0.464	0.265	4.86	12.14	1.84	0.60
ICP Flow [19]	2	-	0.331	0.195	0.331	0.435	0.363	6.50	13.69	3.32	2.50
ZeroFlow [30]	3	5.4s	0.439	0.238	0.258	0.808	0.452	4.94	11.77	1.74	1.31
FastNSF [18]	2	12m	0.383	0.296	0.413	0.500	0.322	11.18	16.34	8.14	9.07
NSFP [17]	2	1.0h	0.422	0.251	0.331	0.722	0.383	6.06	11.58	3.16	3.44
Floxels [9]	13	24m	0.154	0.112	0.213	0.195	0.097	4.73	10.30	3.65	0.24
EulerFlow [31]	all	24h	<u>0.130</u>	0.093	<u>0.141</u>	<u>0.195</u>	0.093	4.23	4.98	2.45	5.25
FastFlow3D [11]	2	5.4s	0.532	0.243	0.391	0.982	0.514	6.20	15.64	2.45	0.49
TrackFlow [12]	-	-	0.269	0.182	0.305	0.358	0.230	4.73	10.30	3.65	0.24
DeFlow [40]	2	7.2s	0.276	0.113	0.228	0.496	0.266	3.43	7.32	2.51	<u>0.46</u>
SSF [13]	2	5.2s	0.181	0.099	0.162	0.292	0.169	2.73	5.72	1.76	0.72
Flow4D [14]	2	12.8s	0.174	0.095	0.167	0.278	0.155	2.51	5.73	1.48	0.30
	5	15s	0.145	0.087	0.150	0.216	0.127	<u>2.24</u>	4.94	1.31	0.47
Δ Flow (Ours)	2	7.6s	0.145	<u>0.084</u>	0.144	0.225	0.125	2.30	<u>4.81</u>	1.44	0.66
	5	8s	0.113	0.077	0.129	0.149	<u>0.096</u>	2.11	4.33	<u>1.37</u>	0.64

Table 2: Comparisons on Waymo validation set where each sequence contains around 200 frames. Upper groups are self-supervised methods, lower are supervised methods.

Methods	Runtime per seq	Three-way EPE (cm) ↓			
		Mean	FD	FS	BS
SeFlow [41]	14.8s	5.98	15.06	1.81	1.06
ZeroFlow [30]	12.4s	8.52	21.62	1.53	2.41
NSFP [17]	1.6h	10.05	17.12	10.81	2.21
FastFlow3D [11]	12.4s	7.84	19.54	2.46	1.52
DeFlow [40]	14.8s	4.46	9.80	2.59	0.98
Flow4D [14]	33s	2.03	4.82	0.78	0.49
Δ Flow (Ours)	18s	1.64	4.04	0.29	0.58

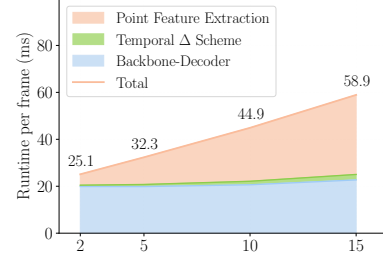


Figure 3: Runtime breakdown of Δ Flow on Argoverse 2 validation set as the number of input frames varies from 2 to 15 (x-axis).

These findings are further reinforced by results on the Waymo dataset shown in Table 2, where Δ Flow achieves the lowest mean and dynamic EPE, outperforming the second-best model Flow4D by 19% and 16% respectively, while being 45% faster.

5.2 Multi-frame Analysis

To further evaluate Δ Flow in multi-frame settings, we analyze its efficiency, scalability, and performance as frames increase, comparing it to Flow4D [14]. We also assess the effect of the time decay factor λ in the Δ scheme on multi-frame processing.

Efficiency and scalability Table 3 compares the computational cost and accuracy of Δ Flow and Flow4D across different frame counts. As the number of input frames increases, Flow4D experiences a sharp drop in speed and a significant rise in memory consumption. By 15 frames, it requires 3.7 \times more memory and runs at only 0.26 \times speed, making large-frame modeling impractical. In contrast, Δ Flow scales more efficiently, with only 1.22 \times memory growth and twice the speed of Flow4D at higher frame counts. Notably, the slowdown of Δ Flow mainly stems from the point feature extraction for each additional frame, as shown in the runtime breakdown in Figure 3, while the temporal Δ scheme and backbone-decoder network add negligible cost. As a result, Δ Flow enables multi-frame processing without excessive computational overhead. This efficiency also validates the scalability

Table 3: Scalability comparison of multi-frame scene flow estimation on the Argoverse 2 validation set. ‘#F’ denotes the number of input frames processed. Flow4D and our Δ Flow are evaluated across increasing frame counts, reporting relative training speed, memory usage, and bucket-normalized accuracy.

Method	#F	Speed \uparrow	Memory \downarrow	Dynamic Bucket-Normalized \downarrow				
				Mean	CAR	OTHER	PED	VRU
Flow4D	2	1.03 \times	1.20 \times	0.2269	0.1648	0.1738	0.2960	0.2729
	5	0.65 \times	1.85 \times	0.2147	0.1631	0.1767	0.2522	0.2667
	10	0.37 \times	2.82 \times	0.2022	0.1494	0.1707	0.2284	0.2603
	15	0.26 \times	3.7 \times	0.2055	0.1593	0.1738	0.2280	0.2607
Δ Flow	2	1.04 \times	0.98 \times	0.2116	0.1543	0.1751	0.2723	0.2449
	5	1.00 \times	1.00 \times	0.1901	0.1479	0.1723	0.2160	0.2243
	10	0.68 \times	1.2 \times	0.1901	0.1500	0.1853	0.2010	0.2241
	15	0.51 \times	1.22 \times	0.1916	0.1511	0.1911	0.2001	0.2242

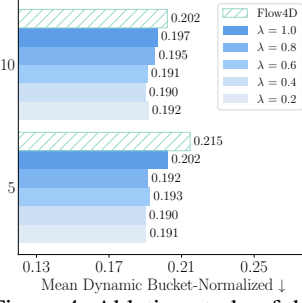


Figure 4: Ablation study of the decay factor λ in Δ Flow, evaluated with 5 and 10 input frame settings.




Figure 5: Qualitative comparison on the Argoverse 2. The left column displays camera views for reference, while the right columns visualize scene flow predictions, where Hue encodes direction and saturation represents magnitude. Our method, Δ Flow, produces more accurate and consistent flow estimates than the prior SOTA, Flow4D, particularly for small objects. (Best viewed in color.)

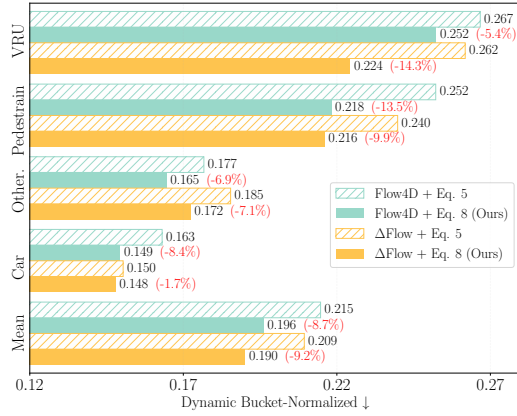


Figure 6: Ablation on our proposed loss (Eq. (8)) compared to the baseline (Eq. (5)) for both Flow4D and Δ Flow. Red percentages indicate relative error reduction compared to the baseline loss. Bucket-normalized error across dynamic categories shows consistent improvements, especially for smaller classes like pedestrians and vulnerable road users.

of the Δ scheme, where the Δ feature maintains a constant feature size across frames, preventing the feature expansion problem seen in prior methods. Additional analysis on Δ scheme efficiency is provided in Appendix D.1.

Performance Beyond computational efficiency, both Δ Flow and Flow4D achieve lower mean dynamic bucket-normalized EPE with 5 or 10 frames compared to only 2 frames in Table 3, indicating that multi-frame modeling improves performance. However, this improvement diminishes or even declines at 15 frames. A likely reason is that long-ago frames become less informative for predicting current motion, and incorporating such outdated context may introduce noise. This highlights an open challenge in optimizing long-term temporal information usage in real-time to maximize scene flow performance.

Time decay factor We evaluate different decay factor λ values (in Eq. (3)) for 5-frame and 10-frame settings and summarize the results in Figure 4 to analyze their impact on multi-frame processing. Overall, applying a decay $\lambda < 1$ consistently improves mean dynamic bucket-normalized performance over the non-decayed $\lambda = 1$ baseline, as it emphasizes recent frames and downweighting older ones. Notably, even without decay, Δ Flow surpasses Flow4D [14], demonstrating the robustness of our approach, with temporal decay providing additional performance gains. Additional per-category results for different λ are provided in Appendix D.2.

Table 4: Cross-domain generalization measured by the three-way EPE (cm) metric. Each model is trained on one dataset (LiDAR channel in parentheses) and evaluated on another with a different LiDAR channel. Lower EPE indicates better generalization. Our proposed Δ Flow achieves the best performance in both evaluations.

Methods	Three-way EPE (cm) ↓							
	Argoverse 2 (32) → Waymo (64)				Waymo (64) → Argoverse 2 (32)			
	Mean	FD	FS	BS	Mean	FD	FS	BS
SeFlow [41]	5.98	15.06	1.81	1.06	6.29	15.56	1.16	2.16
NSFP [17]	10.05	17.12	10.81	2.21	6.81	13.28	3.43	3.71
DeFlow [40]	4.47	11.39	1.51	0.51	4.50	10.74	2.01	0.75
Flow4D [14]	3.33	8.31	0.92	0.75	4.01	9.56	1.74	0.74
Δ Flow (Ours)	3.12	7.91	0.77	0.67	3.24	7.12	1.57	1.02

5.3 Loss Analysis

To assess the impact of our proposed loss functions on Δ Flow, we analyze its performance across different object categories. As shown in Table 1, we observe that Δ Flow significantly improves pedestrian and wheeled object accuracy, reducing pedestrian error by 23.6% compared to the next-best competitor, EulerFlow, demonstrating its ability to better capture small dynamic instances. Additionally, qualitative comparisons in Figure 5 further show that Δ Flow produces more accurate motion vectors than Flow4D, particularly for small objects like pedestrians, with points of the same pedestrian exhibiting greater motion consistency. These improvements might come from the contribution of the Category-Balanced Loss and Instance Consistency Loss.

To validate this, we compare our proposed loss functions Eq. (8) with the baseline loss Eq. (5), evaluating both Flow4D and Δ Flow, as shown in Figure 6. The results demonstrate that our loss consistently improves bucket-normalized accuracy across all dynamic categories, particularly for underrepresented small objects. The improvements are observed across both models, with mean, pedestrian, and VRU errors reduced by approximately 10%, confirming the general effectiveness of our loss design. Furthermore, while improving dynamic bucketed-normalized performance, our loss preserves static scene information, as three-way mean EPE scores remain stable. More results and ablation studies on each loss item are provided in Appendix D.3.

5.4 Cross-domain Generalization

Δ Flow also demonstrates strong cross-domain generalization, performing well when trained on one dataset (Argoverse 2 or Waymo) and tested on the other, as shown in Table 4. This cross-domain task is challenging due to differences in sensor channels, point density, and scene distribution. Despite these challenges, Δ Flow achieves state-of-the-art performance in cross-domain generalization, with a three-way EPE of approximately 3cm and a foreground dynamic EPE of around 7cm, outperforming all other methods. We attribute this robustness to the use of Δ scheme, which encourages the model to focus on motion-specific cues rather than dataset-specific static features. This may help the network learn domain-invariant representations, improving adaptability across different sensor configurations and capture conditions. These results also indicate the potential of Δ Flow for reliable large-scale deployment across diverse real-world environments.

6 Conclusion

This paper introduces Δ Flow, an efficient framework for multi-frame scene flow estimation. It addresses the scalability challenge by leveraging a Δ scheme to extract motion cues without feature expansion as the number of frames grows. Δ Flow achieves state-of-the-art performance on the Argoverse 2 and Waymo datasets while maintaining low computational cost and strong cross-domain generalization. Additionally, the proposed Category-Balanced Loss and Instance Consistency Loss enhance learning for underrepresented small objects and enforce coherent object-level motion. With its accuracy and efficiency, Δ Flow is well-suited for real-world autonomous driving applications.

Limitations and Future Work While Δ Flow offers a highly efficient multi-frame pipeline for scene flow estimation, it currently relies on ground-truth annotations for supervised training. A promising direction for future work is to incorporate self-supervised learning strategies into the Δ Flow framework. This could enable high-efficiency, multi-frame scene flow estimation without labeled data, and enhance the real-time capabilities of self-supervised methods.

Acknowledgement We thank Chenhan Jiang and Yunqi Miao for helpful discussions during revision. This work was partially supported by the Wallenberg AI, Autonomous Systems and Software Program (WASP) funded by the Knut and Alice Wallenberg Foundation and Prosense (2020-02963) funded by Vinnova. The computations were enabled by the supercomputing resource Berzelius provided by National Supercomputer Centre at Linköping University and the Knut and Alice Wallenberg Foundation, Sweden.

References

- [1] Argoverse 2. Argoverse 2 scene flow online leaderboard. <https://eval.ai/web/challenges/challenge-page/2210/leaderboard/5463>, 2025 May 13th.
- [2] Stefan Baur, Frank Moosmann, and Andreas Geiger. Liso: Lidar-only self-supervised 3d object detection. In *European Conference on Computer Vision (ECCV)*, 2024.
- [3] Richard P Brent. The parallel evaluation of general arithmetic expressions. *Journal of the ACM (JACM)*, 21(2):201–206, 1974.
- [4] Angel X Chang, Thomas Funkhouser, Leonidas Guibas, Pat Hanrahan, Qixing Huang, Zimo Li, Silvio Savarese, Manolis Savva, Shuran Song, Hao Su, et al. Shapenet: An information-rich 3d model repository. *arXiv preprint arXiv:1512.03012*, 2015.
- [5] Nathaniel Chodosh, Deva Ramanan, and Simon Lucey. Re-evaluating lidar scene flow. In *Proceedings of the IEEE/CVF Winter Conference on Applications of Computer Vision (WACV)*, pages 6005–6015, January 2024.
- [6] Nathaniel Eliot Chodosh, Anish Madan, Simon Lucey, and Deva Ramanan. SMORE: Simultaneous map and object REconstruction. In *International Conference on 3D Vision 2025*, 2025.
- [7] Christopher Choy, JunYoung Gwak, and Silvio Savarese. 4d spatio-temporal convnets: Minkowski convolutional neural networks. In *Proceedings of the IEEE Conference on Computer Vision and Pattern Recognition*, pages 3075–3084, 2019.
- [8] Andreas Geiger, Philip Lenz, Christoph Stiller, and Raquel Urtasun. Vision meets robotics: The kitti dataset. *International Journal of Robotics Research (IJRR)*, 2013.
- [9] David T Hoffmann, Syed Haseeb Raza, Hanqiu Jiang, Denis Tananaev, Steffen Klingenhoefer, and Martin Meinke. Floxels: Fast unsupervised voxel based scene flow estimation. In *Proceedings of the Computer Vision and Pattern Recognition Conference*, pages 22328–22337, 2025.
- [10] Chaokang Jiang, Guangming Wang, Jiuming Liu, Hesheng Wang, Zhuang Ma, Zhenqiang Liu, Zhuji Liang, Yi Shan, and Dalong Du. 3dsflabelling: Boosting 3d scene flow estimation by pseudo auto-labelling. In *Proceedings of the IEEE/CVF Conference on Computer Vision and Pattern Recognition*, pages 15173–15183, 2024.
- [11] Philipp Jund, Chris Sweeney, Nichola Abdo, Zhifeng Chen, and Jonathon Shlens. Scalable scene flow from point clouds in the real world. *IEEE Robotics and Automation Letters*, 7(2):1589–1596, 2021.
- [12] Ishan Khatri, Kyle Vedder, Neehar Peri, Deva Ramanan, and James Hays. I can’t believe it’s not scene flow! In *European Conference on Computer Vision*, pages 242–257. Springer, 2024.
- [13] Ajinkya Khoche, Qingwen Zhang, Laura Pereira Sanchez, Aron Asefaw, Sina Sharif Mansouri, and Patric Jensfelt. Ssf: Sparse long-range scene flow for autonomous driving. *arXiv preprint arXiv:2501.17821*, 2025.
- [14] Jaeyeul Kim, Jungwan Woo, Ukcheol Shin, Jean Oh, and Sunghoon Im. Flow4D: Leveraging 4d voxel network for lidar scene flow estimation. *IEEE Robotics and Automation Letters*, pages 1–8, 2025.
- [15] Alex H Lang, Sourabh Vora, Holger Caesar, Lubing Zhou, Jiong Yang, and Oscar Beijbom. Pointpillars: Fast encoders for object detection from point clouds. In *Proceedings of the IEEE/CVF conference on computer vision and pattern recognition*, pages 12697–12705, 2019.
- [16] Itai Lang, Dror Aiger, Forrester Cole, Shai Avidan, and Michael Rubinstein. Scoop: Self-supervised correspondence and optimization-based scene flow. In *Proceedings of the IEEE/CVF Conference on Computer Vision and Pattern Recognition*, pages 5281–5290, 2023.
- [17] Xueqian Li, Jhony Kaesemodel Pontes, and Simon Lucey. Neural scene flow prior. *Advances in Neural Information Processing Systems*, 34:7838–7851, 2021.
- [18] Xueqian Li, Jianqiao Zheng, Francesco Ferroni, Jhony Kaesemodel Pontes, and Simon Lucey. Fast neural scene flow. In *Proceedings of the IEEE/CVF International Conference on Computer Vision*, pages 9878–9890, 2023.
- [19] Yancong Lin and Holger Caesar. Icp-flow: Lidar scene flow estimation with icp. In *CVPR*, 2024.
- [20] Jiuming Liu, Guangming Wang, Weicai Ye, Chaokang Jiang, Jinru Han, Zhe Liu, Guofeng Zhang, Dalong Du, and Hesheng Wang. Diffflow3d: Toward robust uncertainty-aware scene flow estimation with iterative diffusion-based refinement. In *Proceedings of the IEEE/CVF Conference on Computer Vision and Pattern Recognition*, pages 15109–15119, 2024.
- [21] Jiuming Liu, Guangming Wang, Weicai Ye, Chaokang Jiang, Jinru Han, Zhe Liu, Guofeng Zhang, Dalong Du, and Hesheng Wang. Diffflow3d: Toward robust uncertainty-aware scene flow estimation with iterative diffusion-based refinement. In *Proceedings of the IEEE/CVF Conference on Computer Vision and Pattern Recognition*, pages 15109–15119, 2024.
- [22] Xingyu Liu, Charles R Qi, and Leonidas J Guibas. Flownet3d: Learning scene flow in 3d point clouds. *CVPR*, 2019.

- [23] Ilya Loshchilov, Frank Hutter, et al. Fixing weight decay regularization in adam. *arXiv preprint arXiv:1711.05101*, 5, 2017.
- [24] Jiehao Luo, Jintao Cheng, Xiaoyu Tang, Qingwen Zhang, Bohuan Xue, and Rui Fan. MambafLOW: A novel and flow-guided state space model for scene flow estimation. *arXiv preprint arXiv:2502.16907*, 2025.
- [25] Nikolaus Mayer, Eddy Ilg, Philip Hausser, Philipp Fischer, Daniel Cremers, Alexey Dosovitskiy, and Thomas Brox. A large dataset to train convolutional networks for disparity, optical flow, and scene flow estimation. In *Proceedings of the IEEE conference on computer vision and pattern recognition*, pages 4040–4048, 2016.
- [26] Moritz Menze and Andreas Geiger. Object scene flow for autonomous vehicles. In *Proceedings of the IEEE conference on computer vision and pattern recognition*, pages 3061–3070, 2015.
- [27] Mahyar Najibi, Jingwei Ji, Yin Zhou, Charles R Qi, Xinchun Yan, Scott Ettinger, and Dragomir Anguelov. Motion inspired unsupervised perception and prediction in autonomous driving. In *European Conference on Computer Vision*, pages 424–443. Springer, 2022.
- [28] Amelie Royer, Tijmen Blankevoort, and Babak Ehteshami Bejnordi. Scalarization for multi-task and multi-domain learning at scale. *Advances in Neural Information Processing Systems*, 36:16917–16941, 2023.
- [29] Pei Sun, Henrik Kretzschmar, Xerxes Dotiwalla, Aurelien Chouard, Vijaysai Patnaik, Paul Tsui, James Guo, Yin Zhou, Yuning Chai, Benjamin Caine, et al. Scalability in perception for autonomous driving: Waymo open dataset. In *Proceedings of the IEEE/CVF conference on computer vision and pattern recognition*, pages 2446–2454, 2020.
- [30] Kyle Vedder, Neehar Peri, Nathaniel Chodosh, Ishan Khatri, Eric Eaton, Dinesh Jayaraman, Yang Liu Deva Ramanan, and James Hays. ZeroFlow: Fast Zero Label Scene Flow via Distillation. *International Conference on Learning Representations (ICLR)*, 2024.
- [31] Kyle Vedder, Neehar Peri, Ishan Khatri, Siyi Li, Eric Eaton, Mehmet Kemal Kocamaz, Yue Wang, Zhiding Yu, Deva Ramanan, and Joachim Pehserl. Neural eulerian scene flow fields. In *The Thirteenth International Conference on Learning Representations*, 2025.
- [32] Sundar Vedula, Peter Rander, Robert Collins, and Takeo Kanade. Three-dimensional scene flow. *IEEE transactions on pattern analysis and machine intelligence*, 27(3):475–480, 2005.
- [33] Ziyi Wang, Yi Wei, Yongming Rao, Jie Zhou, and Jiwen Lu. 3d point-voxel correlation fields for scene flow estimation. *IEEE Transactions on Pattern Analysis and Machine Intelligence*, 2023.
- [34] Yi Wei, Ziyi Wang, Yongming Rao, Jiwen Lu, and Jie Zhou. PV-RAFT: Point-Voxel Correlation Fields for Scene Flow Estimation of Point Clouds. In *CVPR*, 2021.
- [35] Benjamin Wilson, William Qi, Tanmay Agarwal, John Lambert, Jagjeet Singh, and et al. Argoverse 2: Next generation datasets for self-driving perception and forecasting. In *Proceedings of the Neural Information Processing Systems Track on Datasets and Benchmarks (NeurIPS Datasets and Benchmarks 2021)*, 2021.
- [36] Wenxuan Wu, Zhi Yuan Wang, Zhuwen Li, Wei Liu, and Li Fuxin. Pointpwc-net: Cost volume on point clouds for (self-) supervised scene flow estimation. In *European Conference on Computer Vision*, pages 88–107, 2020.
- [37] Jiawei Yang, Boris Ivanovic, Or Litany, Xinshuo Weng, Seung Wook Kim, Boyi Li, Tong Che, Danfei Xu, Sanja Fidler, Marco Pavone, and Yue Wang. EmerneRF: Emergent spatial-temporal scene decomposition via self-supervision. In *The Twelfth International Conference on Learning Representations*, 2024.
- [38] Lunjun Zhang, Anqi Joyce Yang, Yuwen Xiong, Sergio Casas, Bin Yang, Mengye Ren, and Raquel Urtasun. Towards unsupervised object detection from lidar point clouds. In *Proceedings of the IEEE/CVF Conference on Computer Vision and Pattern Recognition*, pages 9317–9328, 2023.
- [39] Qingwen Zhang, Ajinkya Khoche, Yi Yang, Li Ling, Sharif Mansouri Sina, Olov Andersson, and Patric Jensfelt. HiMo: High-speed objects motion compensation in point cloud. *arXiv preprint arXiv:2503.00803*, 2025.
- [40] Qingwen Zhang, Yi Yang, Heng Fang, Ruoyu Geng, and Patric Jensfelt. DeFlow: Decoder of scene flow network in autonomous driving. In *2024 IEEE International Conference on Robotics and Automation (ICRA)*, pages 2105–2111, 2024.
- [41] Qingwen Zhang, Yi Yang, Peizheng Li, Olov Andersson, and Patric Jensfelt. SeFlow: A self-supervised scene flow method in autonomous driving. In *European Conference on Computer Vision (ECCV)*, page 353–369. Springer, 2024.
- [42] Yushan Zhang, Johan Edstedt, Bastian Wandt, Per-Erik Forssén, Maria Magnusson, and Michael Felsberg. Gmsf: Global matching scene flow. *Advances in Neural Information Processing Systems*, 36, 2024.
- [43] Yifei Zhang, Huan-ang Gao, Zhou Jiang, and Hao Zhao. Dual-frame fluid motion estimation with test-time optimization and zero-divergence loss. *Advances in Neural Information Processing Systems*, 2024.
- [44] Yushan Zhang, Bastian Wandt, Maria Magnusson, and Michael Felsberg. Diffsf: Diffusion models for scene flow estimation. *Advances in Neural Information Processing Systems*, 37:111227–111247, 2024.

A Visualization of the Δ Feature

To illustrate the motion-sensitive behavior of our Δ scheme, we visualize the feature maps from the Δ feature \mathcal{D}_{Δ} and compare them to single-frame features \mathcal{D}_t , \mathcal{D}_{t-1} , and \mathcal{D}_{t-2} . For clearer visualization in bird’s-eye view (BEV), we apply max pooling along the z-axis and display the feature channel with the highest activation.

As shown in Figure 7, \mathcal{D}_{Δ} highlights motion-related regions by emphasizing “what is changing” in the scene, whereas single-frame features primarily focus on local geometric structure in the point cloud. Zoomed-in views further reveal that \mathcal{D}_{Δ} assigns higher importance to moving objects (e.g., vehicles) and suppresses static background features. Notably, in the bottom zoom-in (ii), some moving vehicles exhibit trail-like activations in \mathcal{D}_{Δ} , reflecting temporal displacement captured across frames as a motion blur effect. This visualization supports the motion-focused design of the Δ scheme and demonstrates its effectiveness in aggregating motion cues over time.

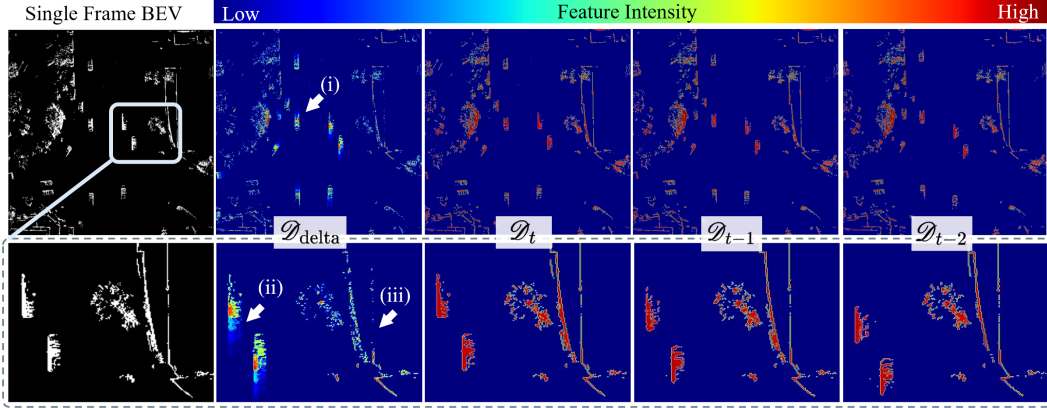


Figure 7: Visualization of feature map from \mathcal{D}_{Δ} and single-frame features. Top: BEV projections; bottom: zoomed-in views. The first column shows the BEV map of the point cloud \mathcal{P}_t , while the remaining columns visualize normalized feature maps from \mathcal{D}_{Δ} , \mathcal{D}_t , \mathcal{D}_{t-1} , and \mathcal{D}_{t-2} . Each map is rendered by selecting the most activated channel after applying a max projection along the z-axis. Compared to the single-frame features (\mathcal{D}_t , \mathcal{D}_{t-1} , and \mathcal{D}_{t-2}), \mathcal{D}_{Δ} emphasizes regions with motion, such as moving vehicles in panels (i) and (ii), while downplaying static structures like buildings in panel (iii), highlighting its motion-centric design.

B Experiment Setup

B.1 Dataset

A comparison of the ground truth before and after motion compensation in the Argoverse 2 dataset is shown in Figure 8. As mentioned in [39, 6], non-ego motion distortion can create multiple copies of the same object (as shown in Fig. 4 of [39]) and lead to inaccurate scene flow human annotations. To correct this, we apply motion compensation following the method in [39] to refine the annotated scene flow ground truth. After correction, the 3D flow vectors (red lines) of previously distorted points are accurately recovered.

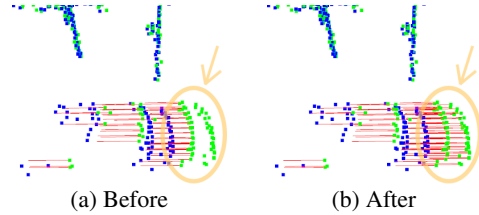


Figure 8: Comparison of scene flow ground truth before and after motion compensation on a high-speed car in Argoverse 2. Blue points: LiDAR scan at $t + 1$; Green points: LiDAR scan at t ; Red lines: annotated flow vectors.

C Implementation Details

C.1 Method

Temporal Δ Scheme The Δ scheme in the sparse implementation, shown in Algorithm 1, leverages CUDA memory coalescing and bank conflict avoidance techniques for optimal efficiency.

Algorithm 1 Δ Scheme Implementation

Notation: $\mathcal{D} = (\mathcal{V}, \mathbf{F})$ includes active voxel coordinate set \mathcal{V} and corresponding feature vector \mathbf{F} .
1: **function** SPARSEDELTA($\mathcal{D}_A, \mathcal{D}_B, \text{op}$) $\triangleright \text{op} \in \{\oplus, \ominus\}$
2: $(\mathcal{V}_\cup, \mathbf{F}_\cup) \leftarrow \text{sort_by_key}([\mathcal{V}_A, \mathcal{V}_B], [\mathbf{F}_A, \text{op}\mathbf{F}_B])$
3: $\mathcal{V}_\Delta, \mathbf{F}_\Delta \leftarrow \text{reduce_by_key}(\mathcal{V}_\cup, \mathbf{F}_\cup)$
4: $\mathcal{D} = (\mathcal{V}_\Delta, \mathbf{F}_\Delta)$
5: **return** \mathcal{D}
6: **end function**

Equation 3 Implementation:

7: $\mathcal{D}_{\text{delta}} \leftarrow (\emptyset, \mathbf{0})$ \triangleright Initialize with empty set
8: **for** $i \leftarrow 1$ **to** N **do** $\triangleright N$: #Input frame
9: // \ominus : frame differencing
10: $\mathcal{D}_{\text{tmp}} \leftarrow \text{SPARSEDELTA}(\mathcal{D}_t, \mathcal{D}_{t-i}, \ominus)$
11: // \oplus : motion cue fusion
12: $\mathcal{D}_{\text{delta}} \leftarrow \text{SPARSEDELTA}(\mathcal{D}_{\text{delta}}, \lambda^{i-1} \mathcal{D}_{\text{tmp}}, \oplus)$
13: **end for**

Backbone-Decoder Network We implement the 3D backbone MinkowskiNet18 network architecture in Backbone(\cdot), using the spconv library³, following the design in Fig. 4 of [7]. The detailed implementation of Decoder(\cdot) is described below, following [40].

$$\begin{aligned} \mathbf{Z}_i &= \sigma(\text{Conv}_{1d}([\mathbf{H}_{i-1}, \mathbf{F}_{t-1}], \mathbf{W}_z)) \\ \mathbf{R}_i &= \sigma(\text{Conv}_{1d}([\mathbf{H}_{i-1}, \mathbf{F}_{t-1}], \mathbf{W}_r)) \\ \tilde{\mathbf{H}}_i &= \tanh(\text{Conv}_{1d}([\mathbf{R}_i \odot \mathbf{H}_{i-1}, \mathbf{F}_{t-1}], \mathbf{W}_h)) \\ \mathbf{H}_i &= \mathbf{Z}_i \odot \mathbf{H}_{i-1} + (1 - \mathbf{Z}_i) \odot \tilde{\mathbf{H}}_i \\ \Delta \hat{\mathcal{F}} &= \text{MLP}(\mathbf{H}, \mathbf{F}_{t-1}), \end{aligned}$$

where \mathbf{H}_{i-1} represents the previous hidden state at the i -th iteration. In the first iteration, \mathbf{H}_0 is initialized using $\text{V2P}(\mathcal{D}_{\text{out}}) : \mathbb{R}^{V \times C} \rightarrow \mathbb{R}^{N_{t-1} \times C}$ as described in the main paper. The tensors \mathbf{Z} , \mathbf{H} , and \mathbf{F} all have dimensions $\mathbb{R}^{N_{t-1} \times C}$, where N_{t-1} is the number of points and C is the feature dimension. \mathbf{W}_z , \mathbf{W}_r , and \mathbf{W}_h are trainable weight parameters in the convolutional gated recurrent unit (GRU). \mathbf{H} is the final output of GRU.

C.2 Training Settings

For leaderboard experiments, Argoverse 2 [35] test set results are directly obtained from the public leaderboard [1] to ensure a fair comparison. In the public leaderboard setting, evaluation is conducted within a 70×70 m area (or a 35 m perception range) around the ego vehicle. To align with this, ΔFlow is initially trained on a 76.8×76.8 m grid, corresponding to a 38.4 m perception range. The voxel grid size is $512 \times 512 \times 32$ with voxel resolution set to $(0.15, 0.15, 0.15)$ m in our best-performing configuration. The number of input frames is set to 5, with a time decay factor $\lambda = 0.4$. The model is trained using the Adam optimizer [23], with a batch size of 20 across 10 NVIDIA 3080 GPUs for around 18 hours over 21 epochs. We use a cosine decay learning rate schedule with a linear warmup. The learning rate reaches a target of 2×10^{-3} after the 2-epoch warmup phase and then decays to a minimum of 2×10^{-4} .

For Waymo and other local experiments, all baselines are retrained and reproduced under the same device settings to ensure consistent evaluation. To match default settings in prior methods, all models, including ours, are trained with a voxel resolution of 0.2 m, a spatial range of 51.2 m, a fixed total of 15 epochs, and the same training augmentation on the same computing cluster. We used a batch size of 32, a fixed learning rate of 4×10^{-3} , and trained on four NVIDIA A100 GPUs for all models. Runtime evaluations are conducted on a desktop system equipped with an Intel i7-12700KF processor and a single NVIDIA RTX 3090 GPU.

³<https://github.com/traveller59/spconv>

For all experiments, to improve robustness against elevation variations and sensor viewpoint changes, we apply random height augmentation with 80% probability (uniform offset $\in [0.5, 2.0]$ m along z -axis) and random flipping along the xy -axis with a 20% probability per iteration during all training.

For loss formulations, we assign category weights $\mathbf{w}_c = [1.0, 1.5, 2.0, 2.5]$ corresponding to the meta-categories \mathcal{C} [cars, other vehicles, pedestrians, VRUs] as defined by Argoverse 2 [35]. We also apply speed-dependent weights $\gamma_b = [0.1, 0.4, 0.5]$ for static ($v < 0.4$ m/s), slow-moving ($0.4 \leq v < 1.0$ m/s), and dynamic ($v \geq 1.0$ m/s) objects. These weights are experimentally determined with a focus on safety prioritization. Higher values are assigned to vulnerable road users (VRUs) and pedestrians to reflect their critical safety importance, as well as to dynamic objects. In the future, the weighting scheme within the loss function may be guided by a multi-task learning strategy, such as the one proposed in [28].

D Additional Analysis

D.1 Δ Scheme Efficiency Analysis

Based on Brent’s theorem [3], the parallel time complexity for the sparse Δ scheme in Algorithm 1 is $\frac{O(|\mathcal{V}_\Delta| \log(|\mathcal{V}_\Delta|))}{N_p} + \log^2(|\mathcal{V}_\Delta|)$, where $|\mathcal{V}_\Delta|$ represents the number of voxels containing points, and N_p denotes the number of parallel threads. In multi-frame settings, while the number of active voxels $|\mathcal{V}_\Delta|$ increases with more frames, its growth rate remains low relative to the dense format, as reflected in the ratio shown in Table 5. Consequently, the time consumption for the sparse Δ scheme exhibits minimal variation across different frame settings in Fig. 3 of the main paper, consistent with our parallel time complexity analysis. In comparison with the dense matrix operation, which requires a parallel time complexity of $\frac{O(|\mathcal{V}_{\text{dense}}|)}{N_p}$, the sparse operation achieves up to a $10\times$ speedup and $100\times$ memory reduction. This stems from the substantial disparity in the number of voxels to be processed, where $|\mathcal{V}_\Delta| \gg |\mathcal{V}_{\text{dense}}|$ as in Table 5.

Table 5: Comparison of the average number of voxels in $\mathcal{D}_{\text{delta}}$ across different frame settings (Sparse vs. Dense Representation) in Argoverse 2 validation set. The storage ratio is calculated as $\frac{\text{\#Active Voxels}}{\text{\#Dense Voxels}} \times 100\%$. The dense baseline assumes a resolution of $X \times Y \times Z = 512 \times 512 \times 32$.

Frame	#Active Voxels	Storage Ratio
2	29475	0.35%
5	45310	0.54%
10	63745	0.76%
15	78666	0.94%
Dense	8388608	100.00%

D.2 Temporal Decay Analysis

To integrate motion cues across multiple frames, we introduce a decay factor λ in the Δ scheme, which progressively downweights older frames. Table 6 compares in detail scene flow estimation performance on different λ values for both 5-frame and 10-frame settings.

Table 6: Ablation study of the time decay factor λ in Δ Flow, evaluated on the Argoverse 2 validation set with 5 and 10 input frames.

#f	λ / Method	Dynamic Bucket-Normalized \downarrow					Three-way EPE (cm) \downarrow			
		Mean	CAR	OTHER	PED	WHE	Mean	FD	FS	BS
5	0.2	0.1905	0.1488	0.1725	0.2163	0.2244	3.31	7.85	1.35	0.74
	0.4	0.1901	0.1479	0.1723	0.2160	0.2243	3.31	7.85	1.35	0.74
	0.6	0.1926	0.1501	0.1670	0.2182	0.2352	3.30	7.88	1.31	0.72
	0.8	0.1915	0.1482	0.1750	0.2137	0.2291	3.26	7.84	1.24	0.70
	1	0.2024	0.1493	0.1876	0.2268	0.2460	3.34	7.98	1.31	0.74
	Flow4D [14]	0.2147	0.1631	0.1767	0.2522	0.2667	3.59	8.49	1.39	0.89
10	0.2	0.1917	0.1537	0.1846	0.2070	0.2217	3.35	8.02	1.25	0.78
	0.4	0.1901	0.1500	0.1853	0.2010	0.2241	3.30	7.94	1.23	0.73
	0.6	0.1913	0.1514	0.1873	0.2021	0.2245	3.36	8.06	1.25	0.76
	0.8	0.1954	0.1557	0.1789	0.2001	0.2471	3.26	7.84	1.24	0.70
	1	0.1967	0.1505	0.1847	0.2087	0.2431	3.37	8.14	1.24	0.72
	Flow4D [14]	0.2022	0.1494	0.1707	0.2284	0.2603	3.45	8.09	1.46	0.81

As shown in Table 6, incorporating λ consistently improves performance compared to the non-decayed setting ($\lambda=1$). Notably, all decay configurations outperform the previous state-of-the-art method, Flow4D, demonstrating the effectiveness of our approach regardless of the specific λ choice.

Different λ values impact performance in distinct ways. A smaller λ (e.g., 0.4) reduces errors for fast-moving objects (e.g., cars), while a larger λ (e.g., 0.8) improves static background estimation (Mean Three-way EPE). This suggests that a lower λ downweights older frames, benefiting fast motion, whereas a higher λ preserves historical context, enhancing stability in static regions. Further analysis on optimal λ selection based on scenario dynamics will be explored in future work.

D.3 Loss Function

Table 7 compares different combinations of different loss items: motion-based $\mathcal{L}_{\text{deflow}}$ [40], category-balanced, and instance-consistency, evaluated using Dynamic Bucket-Normalized metrics and three-way EPE.

Table 7: Ablation study of proposed loss items. Results are evaluated on the Argoverse 2 validation set using the Δ Flow model ($\lambda = 0.8$) with 5 input frames. **Bold** indicates the best performance, underline marks the second-best, and **red** highlights settings with a significant performance drop.

$\mathcal{L}_{\text{deflow}}$	Loss item		Dynamic Bucket-Normalized ↓					Three-way EPE (cm) ↓			
	category	instance	Mean	CAR	OTHER	PED	VRU	Mean	FD	FS	BS
✓			0.2094	0.1504	0.1854	0.2398	0.2618	3.32	8.04	1.25	0.66
✓	✓		0.1962	0.1511	0.1732	0.2148	0.2457	<u>3.27</u>	7.94	1.22	0.65
✓		✓	0.1971	0.1501	<u>0.1675</u>	0.2238	0.2471	3.38	7.94	1.45	0.75
	✓	✓	0.1881	0.1482	0.1609	<u>0.2151</u>	0.2280	3.93	7.84	1.27	2.69
✓	✓	✓	<u>0.1915</u>	0.1482	0.1750	0.2137	<u>0.2291</u>	3.26	7.84	<u>1.24</u>	<u>0.70</u>

The baseline model includes only the motion-based loss [40], which already achieves promising results. Adding the category-balancing loss significantly improves performance for underrepresented categories, reducing pedestrian error from 0.240 to 0.215 and VRU error from 0.262 to 0.246. This stems from the increasing weight of these objects in the category-balancing loss. However, increasing the weight of these categories slightly lowers accuracy for larger objects, such as cars. Despite this trade-off, the overall mean bucket-normalized error improves from 0.209 to 0.196.

Incorporating the Instance Consistency Loss improves performance across all dynamic objects, reducing the mean dynamic bucket-normalized error from 0.209 to 0.197 by enforcing consistency across moving instances. However, this comes with a slight increase in three-way EPE, mainly on static points.

When using only the category-balanced and instance consistency losses without motion-based supervision, the mean dynamic bucket-normalized error drops to 0.188, the best among all combinations. However, the three-way EPE increases sharply from 3.26 to 3.93 cm, mainly due to a spike in background static error (from 0.70 to 2.69 cm). This highlights the importance of motion-based supervision in constraining overall scene flow predictions.

The best balance between mean Dynamic Bucket-Normalized and Three-way EPE is achieved when all three items are combined. The mean Dynamic Bucket-Normalized error reaches 0.192, and pedestrian error decreases by approximately 11% compared to the motion-only baseline (0.240 to 0.214). Importantly, the three-way EPE remains stable or slightly improves (3.26 vs. 3.32 cm), showing that our full loss formulation enhances learning for smaller, dynamic objects without compromising motion estimation for the rest of the scene. These results validate the effectiveness of our final loss design in improving accuracy.

D.4 Qualitative Results

The qualitative results in the main paper are derived from the scenes ‘fbd62533-2d32-3c95-8590-7fd81bd68c87’ and ‘dfc32963-1524-34f4-9f5e-0292f0f223ae’ in the Argoverse 2 validation set. Here, we present additional qualitative results, comparing ground truth, the previous state-of-the-art method Flow4D [14], and our approach Δ Flow.

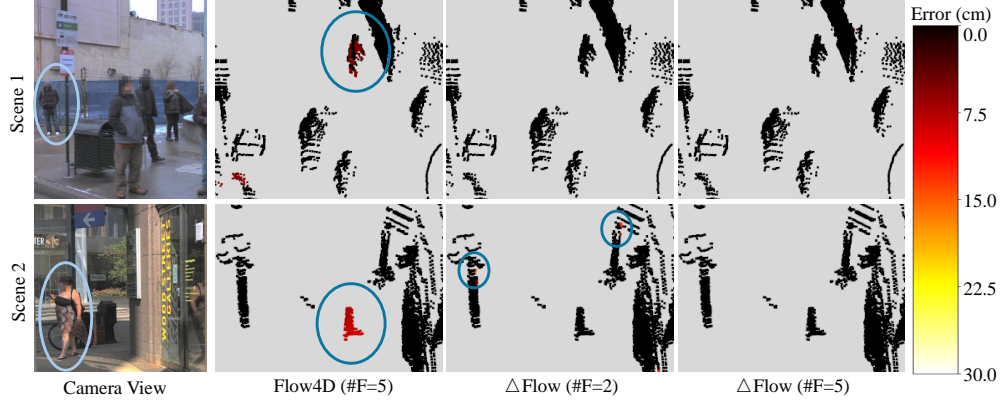


Figure 9: Error maps comparison of 3D flow prediction from the Argoverse 2 validation set, focusing on small objects such as pedestrians. The color bar represents the pointwise L2 norm error in centimeters. ΔFlow with ‘#F=2’ denotes a two-frame input, while all others use five frames. The two scenes correspond to scene IDs ‘c8ec7be0-92aa-3222-946e-fbcf398c841e’ and ‘9f871fb4-3b8e-34b3-9161-ed961e71a6da’.

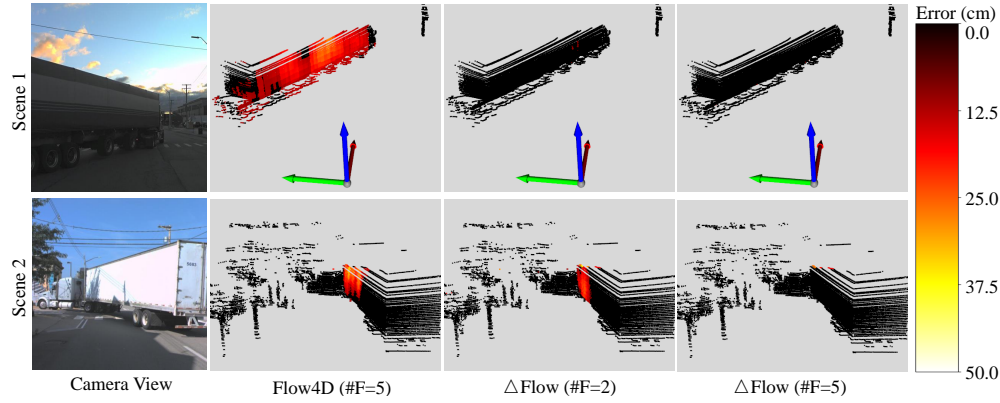


Figure 10: Error maps comparison of 3D flow prediction from the Argoverse 2 validation set, focusing on large vehicles, such as trucks. The color bar represents the pointwise L2 norm error in centimeters. ΔFlow with ‘#F=2’ denotes a two-frame input, while all others use five frames. The two scenes correspond to scene IDs ‘2c652f9e-8db8-3572-aa49-fae1344a875b’ and ‘adf9a841-e0db-30ab-b5b3-bf0b61658e1e’.

Figure 9 and Figure 10 illustrate error maps for small (pedestrians) and large (trucks) objects, respectively. In Figure 9, the upper row (Scene 1) shows that ΔFlow with two frames improves motion consistency for pedestrians compared to Flow4D, highlighting the effectiveness of the Instance Consistency Loss. The bottom row (Scene 2) further demonstrates improved detection of underrepresented small objects, suggesting that Category-Balanced Loss enhances motion estimation for these classes.

Figure 10 evaluates large objects. ΔFlow better captures truck motion, demonstrating improved accuracy for large-scale dynamics.

Across all settings, five-frame ΔFlow outperforms the two-frame variant. This suggests that ΔFlow effectively captures global motion cues across multi-frames while maintaining a stable input size.

The color-flow visualization in Figure 11 further supports these findings. Color shifts from the ground-truth color indicate discrepancies in speed and direction. ΔFlow consistently outperforms Flow4D across static backgrounds (row 1), small objects (row 2), and large objects (row 3), with five frames yielding the most accurate motion estimates.

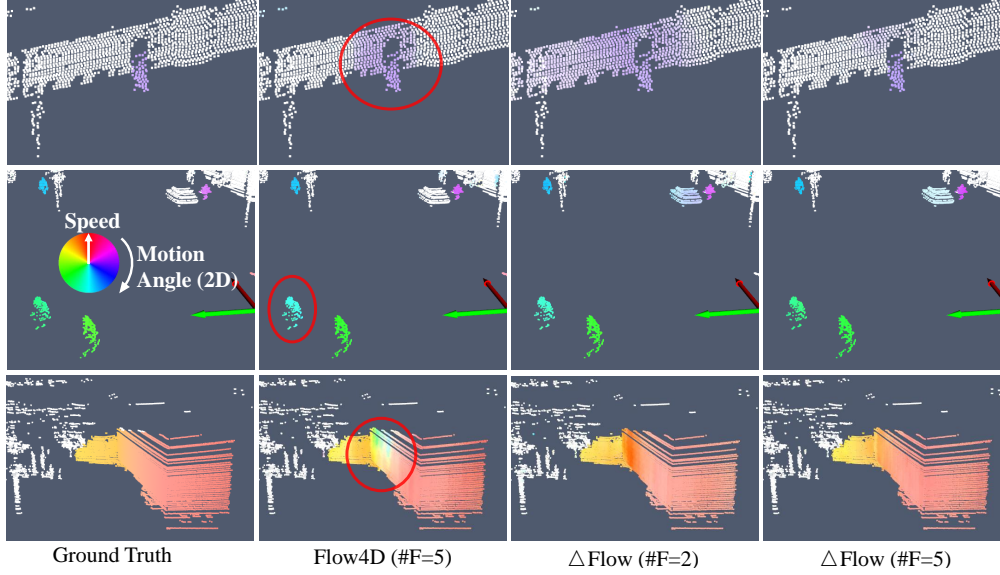


Figure 11: Color-flow visualization comparison of 3D flow prediction from the Argoverse 2 validation set. Direction is encoded as hue, and magnitude as saturation. Ground-truth labels are shown on the left. The three scenes correspond to scene IDs ‘77574006-881f-3bc8-bbb6-81d79cf02d83’, ‘78f7cb5c-9d51-34f0-b356-9b3d83263c75’ and ‘adf9a841-e0db-30ab-b5b3-bf0b61658e1e’.

E Other Discussion

Broader Impact Our Δ Flow framework offers scalable and efficient multi-frame 3D motion estimation, enhancing safety and reliability in applications such as autonomous driving, robotic assistance, and augmented reality through improved dynamic scene understanding. Its scalability and computational efficiency reduce overall resource consumption, contributing to more sustainable machine learning system development. However, the same efficient motion tracking capabilities could be misused for pervasive surveillance or unauthorized monitoring, posing privacy risks. Responsible data governance, strict access control, and adherence to ethical deployment standards are essential to ensure the technology is used for societal benefit.