

# PICO: Performance Insights for Collective Operations

Saverio Pasqualoni  
Sapienza, University of Rome  
Rome, Italy  
pasqualoni.1845572@studenti.uniroma1.it

Lorenzo Piarulli  
Sapienza, University of Rome  
Rome, Italy  
piarulli@di.uniroma1.it

Daniele De Sensi  
Sapienza, University of Rome  
Rome, Italy  
desensi@di.uniroma1.it

## Abstract

Collective operations are cornerstones of both HPC application and large-scale AI training and inference. Yet, comprehensive, systematic and reproducible performance evaluation and benchmarking of said operations is not straightforward. Existing frameworks do not provide sufficiently detailed profiling information, nor they ensure reproducibility and extensibility. In this paper, we present PICO (Performance Insights for Collective Operations), a novel lightweight, extensible framework built with the aim of simplifying collective operations benchmarking.

## CCS Concepts

• **Networks** → **Network performance evaluation**; • **Hardware** → **Testing with distributed and parallel systems**; • **Computing methodologies** → *Parallel computing methodologies*; • **Software and its engineering** → *Software performance*.

## Keywords

Collective Communications; Performance Analysis; Reproducibility; MPI; NCCL;

## ACM Reference Format:

Saverio Pasqualoni, Lorenzo Piarulli, and Daniele De Sensi. 2025. PICO: Performance Insights for Collective Operations. In . ACM, New York, NY, USA, 10 pages. <https://doi.org/XXXXXXX.XXXXXXX>

## 1 Introduction

While recent High Performance Computing (HPC) systems have reached and even surpassed exascale performance [25, 46], the growing disparity between computational capability and data movement remains a critical obstacle. Processor performance continues to improve at a faster pace than memory and interconnect technologies, increasing the relative cost of communication. As HPC systems scale to ever-larger sizes, the efficiency of data transfer increasingly determines both application performance and overall system scalability [21, 27, 28].

Collective operations, being among the most communication-sensitive components of distributed-memory applications, are particularly affected by this trend and face mounting performance challenges on large-scale HPC clusters [18]. Together with point-to-point communication, they form the backbone of traditional

HPC workloads as well as AI training and inference tasks [51]. At large scales, the cost of collective communication often dominates application runtime [4, 24, 51], making the design and optimization of efficient collective algorithms a key research priority [6, 7, 26, 36, 38, 40].

Understanding and optimizing the performance of collective communication remains challenging due to multiple sources of complexity. Collective operations combine computation, memory, and network activity, and isolating the impact of each component is crucial for identifying system and algorithmic bottlenecks. Additional difficulties arise from modern supercomputers employing both scale-up and scale-out networks with diverse topologies, the coexistence of multiple user-level libraries (e.g., MPI implementations, \*CCL [1, 14, 31, 51]), and heterogeneous network software stacks that vary in version and low-level APIs such as OFI and UCX [33, 45].

Variability in physical interconnect technologies further contributes to unpredictability. Beyond hardware and software heterogeneity, dynamic runtime conditions, including network congestion [53], job allocation policies [35], and task-to-node mappings [23], cause performance fluctuations that are difficult to predict, reproduce, or control. These challenges hinder accurate performance characterization and complicate the design, evaluation, and reproducibility of new collective algorithms. Consequently, systematic and comprehensive benchmarking frameworks are essential to capture realistic behavior and guide optimization and innovation effectively.

Although several benchmarking tools such as OSU Micro-Benchmarks (OMB) [43], NCCL Test [30], Intel MPI Benchmark suite [19], and CommBench [15], have been developed to evaluate collective communication performance, as detailed in Section 5, they only partially address the challenges outlined above. Namely, they do not provide fine-grained profiling of the different phases taking place in a collective operation, nor do they allow for easy comparison of different algorithms for the same collective operation (including custom ones).

For these reasons, we introduce **PICO** (Performance Insights for Collective Operations), a lightweight, extensible, and user-friendly framework for benchmarking collective operations across diverse communication libraries and hardware platforms. PICO supports MPI, NCCL, and user-defined collectives across multiple interconnect stacks, simplifying the entire benchmarking process, from test creation and execution to data collection and analysis. It features a guided Terminal User Interface (TUI) for intuitive test setup, while also supporting full command-line automation for scripting and integration. PICO automatically captures detailed metadata, including environment variables, runtime parameters, hardware and software configurations, and network-stack settings, ensuring reproducibility and traceability. Fine-grained instrumentation

Permission to make digital or hard copies of all or part of this work for personal or classroom use is granted without fee provided that copies are not made or distributed for profit or commercial advantage and that copies bear this notice and the full citation on the first page. Copyrights for components of this work owned by others than the author(s) must be honored. Abstracting with credit is permitted. To copy otherwise, or republish, to post on servers or to redistribute to lists, requires prior specific permission and/or a fee. Request permissions from [permissions@acm.org](mailto:permissions@acm.org).  
Conference'17, Washington, DC, USA

© 2025 Copyright held by the owner/author(s). Publication rights licensed to ACM.  
ACM ISBN 978-1-4503-XXXX-X/2018/06  
<https://doi.org/XXXXXXX.XXXXXXX>

enables performance analysis at the algorithmic step level, and integrated analysis tools provide immediate insights through visualization, comparison, and tracing capabilities. These qualities make PICO suitable for researchers developing new algorithms, system administrators tuning deployments, and application developers exploring performance-critical configuration parameters.

## 2 Motivation

To motivate the design and implementation of the PICO framework, and discuss how and why it differs from other frameworks, we consider the use-cases discussed in the following, which we will use throughout the paper. Namely, we motivate how PICO can be useful to collective algorithms designers (Sec. 2.1), applications users and developers (Sec. 2.2), and system administrators (Sec. 2.3).

### 2.1 Use Case 1: Algorithm Design

Interconnect technology is becoming increasingly complex. Modern supercomputers often feature multi-GPU nodes, where GPUs are connected through *scale-up* networks (e.g., NVLink [29], InfinityFabric [37], UALink [2], UnifiedBuffer [55], or Scale-Up Ethernet (SUE) [8]), which provide up to an order of magnitude higher bandwidth [12] than the *scale-out* networks (e.g., InfiniBand [9], Slingshot [10], or UltraEthernet [49]) that connect GPUs across different nodes. The size and scope of scale-up networks are rapidly expanding, now supporting up to 72 [32] or even 384 [55] GPUs within a single domain. Meanwhile, scale-out networks are frequently tapered, as in Dragonfly [3, 10, 22, 56], Dragonfly+ [41, 48], or tapered fat-tree topologies [5, 13, 39].

This architectural diversity introduces significant heterogeneity, with communication performance between two endpoints depending on whether they share the same scale-up network and, for the scale-out network, whether they reside within the same local switch domain or in different, more distant groups (e.g., in Dragonfly or Dragonfly+ groups) [10, 12]. Consequently, traditional collective algorithms, which typically assume homogeneous interconnects, often underperform. To address this, several hierarchical and topology-aware algorithms have been developed to better exploit available network resources [7, 11, 20, 47].

Designing and evaluating new collective algorithms requires simple and reliable ways to benchmark them against state-of-the-art implementations. Existing frameworks such as OSU [43], IMB [19], NCCL Test [30], and CommBench [15] do not provide explicit, portable mechanisms for algorithm selection. While users can manually control algorithm choice through environment variables or configuration files, this approach is error-prone, adds unnecessary complexity, and may not be consistent across different library versions. Moreover, comparing the newly designed algorithm against those provided by different MPI and \*CCL libraries would also add additional complexity requiring, for example, to recompile the benchmark everytime with a different MPI library (e.g., once with Open MPI, once with MPICH, etc...).

PICO addresses these limitations by automating algorithm selection through its benchmark orchestrator once the configuration is defined, and by providing a guided Terminal User Interface (TUI) that clearly presents the available algorithms and assists in creating portable test scenarios across supported MPI and \*CCL libraries

(see Sec. 3.1). In addition, PICO includes an integrated analysis pipeline that organizes, processes, and visualizes benchmark results, enabling efficient comparison of algorithms and identification of performance trends.

A collective operation can often be decomposed into multiple phases (for example, an Allreduce can be implemented as a Reduce-scatter followed by an Allgather), and each phase is further divided into several steps or rounds. Profiling each phase and step individually is crucial to identify sources of inefficiency. Moreover, collective operations typically involve three main components: computation (e.g., in Reduce, Reduce-scatter, and Allreduce collectives), memory allocation and data movement (e.g., copying data to temporary or destination buffers), and network communication (transferring data between ranks). Profiling these components separately enables algorithm designers to focus their optimization efforts on the parts that most significantly affect performance. It also allows users and application developers to determine whether observed bottlenecks originate from the network, memory subsystem, or CPU/GPU computation.

### 2.2 Use Case 2: Tuning

The performance of collective operations depends on several factors, with the choice of the communication library being one of the most critical. Although \*CCL libraries are often assumed to outperform MPI for collectives, primarily because they are optimized for GPU-to-GPU communication, this is not always the case. Depending on the number of nodes, message sizes, and CPU/GPU models, certain MPI implementations can outperform \*CCL [12]. Additionally, even for a single MPI implementation, collectives can run on different backends (e.g., UCX [45], OFI/libfabric [33], UCC [50], etc...), with different performance.

Performance is also highly sensitive to library and backends parameters and environment variables, which, when properly tuned, can yield speedups of 3–4x [12]. This is especially relevant for GPU-resident buffers, where settings such as the number of channels in \*CCL (i.e., CUDA blocks used for transfers [17]), MPI staging buffer size, the number of *queue pairs* per connection, or DMA enablement can substantially affect performance [12, 54]. Similarly, UCX [45] tuning parameters, including the number of rails and the rendezvous protocol threshold, have a significant impact.

Determining the most suitable library for a given application, based on its message sizes and number of ranks, while navigating dozens of parameters with many possible values, is a challenging and time-consuming task. Existing benchmarking frameworks provide no assistance in this process, leaving users to rely on trial and error and to manually collect and organize results. PICO addresses these limitations by automating parameter sweeps across multiple values, capturing both performance data and detailed metadata for systematic analysis.

### 2.3 Use Case 3: Regression Testing

Regression testing in HPC environments is complicated by the deep software stack underlying collective operations. As discussed before, within a single MPI implementation, collective operations may still run on different backends or vendor-specific transports, with each of these layers introducing its own set of tunable parameters,

version-specific behaviors, and GPU-aware extensions. Changes to and updates to any layer, can cause non-trivial shifts in performance, making it difficult to pinpoint the source of regressions. This complexity is amplified when systems deploy multiple MPI or \*CCL implementations, where subtle differences in defaults or internal optimizations can lead to inconsistent results.

Existing benchmarking suites offer only limited support for detecting and diagnosing such regressions. Tools like OSU, IMB, NCCL Test, and CommBench can measure collective performance but typically require manual configuration and lack mechanisms for systematically capturing metadata about the software stack. As a result, even when a performance change is detected, it is often unclear whether it stems from an MPI update, a backend library version, or modifications in low-level transport layers. Furthermore, most benchmarks provide no automated way to compare results across different runs or library versions in a reproducible and structured way.

PICO addresses these gaps by offering reproducible, metadata-rich benchmarking tailored to regression testing. It automatically captures environment variables, software versions, backend configurations, and relevant runtime parameters alongside performance data, enabling systematic tracking of changes across updates. Its guided test creation and automation features simplify benchmarking across MPI, NCCL, and user-defined collectives on different backends. PICO's integrated analysis tools allow system administrators to quickly identify when and why performance has shifted, streamlining the process of regression testing in complex HPC software environments.

### 3 Architecture

PICO is designed as a modular, extensible, and automation-oriented framework tailored to benchmarking collective communication operations across diverse HPC systems and software stacks. The design separates system-specific setup from test-specific execution through a structured configuration mechanism. Fig. 1 presents the high-level architecture of PICO. The benchmark orchestrator coordinates all components, taking as input a test descriptor file and environment descriptor files that describe the execution platform. It drives the PICO\_core, optionally making use of libpico support library, and produces structured results that can be fed into the integrated post-processing tools.

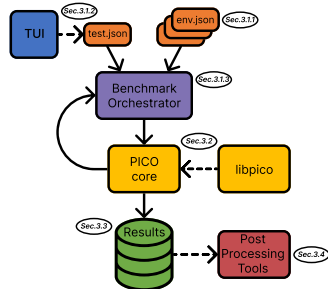


Figure 1: High-level architecture and data flow in PICO.

### 3.1 Configuration and Orchestration

A central design goal of PICO is to streamline the benchmarking process, making it accessible and repeatable without extensive scripting or manual setup. Tests can be launched, results recorded, and analysis generated with minimal human intervention making PICO suitable for system validation and scalable performance studies (Sec. 2.2- 2.3). The configuration of PICO is specified through declarative JSON files, which fall into two primary categories: the ones that define the characteristics and configuration of the target machine, and those that specify the details of an individual test execution. Those files are fed into a shell-based testing script that prepares the environment, compiles the necessary backend-specific executables, submits a sbatch script, and manages execution and result collection.

**3.1.1 Environment Configuration.** It consists of a set of JSON files that define the characteristics of a specific cluster. These files describe available MPI/\*CCL versions, their backend libraries, hardware details, relevant module settings, and SLURM job parameters. This configuration is defined once per cluster and reused across multiple tests. As a result, once the environment is properly set up, the end user benefits from a streamlined and guided testing process.

Fig. 2 shows one of the required configuration files, in this case, the one describing the communication libraries. As shown, the environment configuration files contain part of the metadata relevant to a benchmark, which will be stored alongside tests' results themselves to improve reproducibility.

```

{
  "LIBRARY": {
    "Open MPI": {
      "desc": "An open source MPI implementation.",
      "standard": "mpi",
      "lib_type": "Open MPI",
      "version": "4.1.6",
      "compiler": "mpicc",
      "load": {
        "type": "module",
        "module": "openmpi/4.1.6--gcc--12.2.0"
      },
      "gpu": {
        "support": true,
        "load": {
          "type": "module",
          "module": "cuda/12.1"
        }
      },
      "metadata": {
        "MPI_LIB_COMPILER": "gcc",
        "MPI_LIB_COMPILER_VERSION": "12.2.0",
        "GPU_LIB": "CUDA",
        "GPU_LIB_VERSION": "12.1"
      }
    },
    "NCCL 2.19.1": {
      "desc": "NVIDIA Collective Communications Library (NCCL).",
      "standard": "nccl",
      ...
    }
  }
}

```

Figure 2: Leonardo libraries' JSON configuration.

**3.1.2 Test Configuration.** The test is defined via a JSON file that specifies parameters such as the collective operation, algorithm, message sizes, and backend library. This file can be created in two ways: (i) interactively using PICO's Terminal User Interface (TUI), illustrated in Fig. 3, which guides the user through the construction of a valid JSON descriptor; or (ii) directly via command-line interface (CLI) arguments.

While the TUI significantly enhances the user experience by providing sensible default values, presenting configuration options in an intuitive and structured layout, validating inputs in real time, and offering contextual assistance through a dedicated overlay that explains each parameter being configured, the CLI offers an alternative interface that follows the same configuration model particularly suited for scripting and automation purpose.

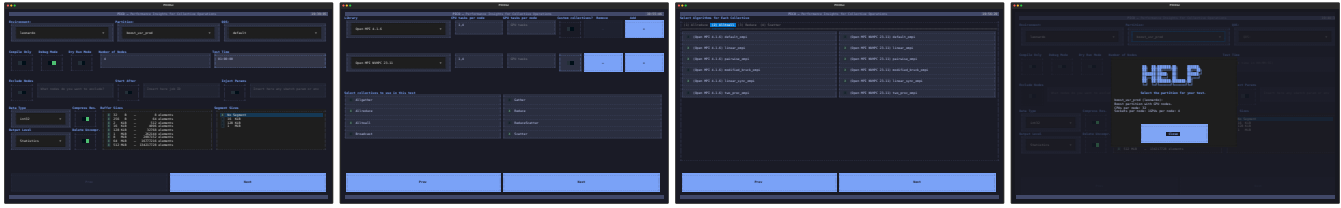


Figure 3: TUI flow across the creation of the test JSON.

**3.1.3 Benchmark Orchestration.** The execution of benchmarks in PICO is managed by a dedicated orchestration script that automates all steps from configuration parsing to result collection. The process begins by reading the benchmark configuration from the `test.json` file and the environment description from the `env.json` files. Based on these inputs, the orchestrator loads the required software modules and compiles the benchmark code, performing a separate build for each communication library under test to ensure clean isolation.

Once compiled, the orchestrator submits the benchmark job via `sbatch`, automatically setting the appropriate job parameters for the selected benchmark. It also applies cluster-specific settings, such as specifying QoS requirements where necessary. Before execution, the script prepares a structured output directory for the test run. When multiple libraries are being evaluated in sequence, the orchestrator performs a complete environment reset (module purge) before each run. It then reloads the correct set of modules, and records the current software environment, including detailed outputs from tools such as `ompi-info` and `ucx_info`, to ensure reproducibility (to be discussed in Sec. 3.3.3). The benchmark executable is then launched with the appropriate runtime parameters (the number of iterations, message sizes, and datatypes) defined in the configuration. For each iteration the orchestrator ensures that the selected algorithm is updated correctly between iterations when required.

## 3.2 PICO\_core and libpico

PICO\_core is a benchmarking harness that includes backends for MPI, and NCCL. It supports conditional compilation via preprocessor directives, allowing the script to generate multiple backend-specific executables via a single source code. While binary compatibility can be possible in some cases (e.g., when compiling Open MPI 4.x and 5.x), the system favors full recompilation per backend to ensure robustness and maintain clean isolation between libraries. Users can test different libraries or versions by selecting them through the TUI/CLI, which triggers compilation and execution of the corresponding benchmark binary. PICO\_core serves as the central execution engine, responsible for running each benchmark instance and storing the results in the directories designated by the orchestrator.

The `libpico` module complements this core by providing reference implementations of common collective algorithms (e.g., ring, `rabenseifner...`), reimplemented using plain MPI\_Send/Recv operations. Adapted from major MPI libraries such as Open MPI and MPICH, these versions serve as standardized, backend-agnostic

baselines that enable consistent comparisons independent of vendor-specific optimizations. This same mechanism also supports user-defined algorithms, enabling developers to prototype and benchmark custom collective strategies within the unified PICO framework. All `libpico` algorithms, whether reference or custom, integrate seamlessly with PICO's execution pipeline, result capture, and post-processing tools.

In addition, `libpico` supports lightweight instrumentation macros that can be inserted into algorithm implementations to measure the performance of individual phases, such as memory allocation, computation, or specific communication rounds. Implementing these macros outside complex MPI internals makes them easy to deploy and adapt for experimental analysis. The design and usage of these macros are detailed in Sec. 3.4.3 and in Sec. 4.1.

## 3.3 Execution and Result Logging

As introduced in Sec. 3.1, once the test and environment configurations are defined, the PICO orchestration script manages result logging and output organization, ensuring a structured, reproducible, and traceable testing workflow.




Figure 4: results/ directory structure.

**3.3.1 Directory Structure Overview.** Each benchmark execution produces a dedicated output directory under the root `results/` folder. As illustrated in Fig. 4, the directory hierarchy is organized by system, test instance (timestamp-based), library version, and hardware configuration (CPU/GPU and task layout). Each execution folder contains:

- terminal output and error logs from `sbatch` (`slurm_<id>.out`, `slurm_<id>.err`);
- metadata describing the test environment and job allocation (`metadata.log`, `alloc.csv`, see Sec. 3.3.3);
- raw benchmark results in CSV format, organized by collective and parameter set.

In addition to the per-test folders, each system has a top-level index file (e.g., `<system>_index.csv`) that acts as a central registry for all tests executed on that system. This index contains a compact summary for each run, allowing scripts or users to quickly locate and filter relevant runs without manually traversing the directory tree. The index thus serves both as a navigation aid for humans and as an entry point for automated post-processing pipelines.

**3.3.2 Result Granularity Options.** PICO supports multiple data-saving modes that allow users to control the level of detail recorded in the result files. This allows users to scale data collection to the scope of their experiments. The supported output modes, from least to most compact, are summarized in Table 1.

Mode	Description
Full Statistics	Stores all measurements for each rank and each iteration. For each iteration, stores aggregated statistics across ranks (e.g., min, max, average).
Minimal	Records only the maximum value per iteration, focusing on worst-case performance trends.
Summary	Stores a single set of statistical aggregates for the test point (e.g., global min, max, mean).

**Table 1: Result data granularity modes supported by PICO.**

**3.3.3 Metadata Logging and Reproducibility.** To ensure reproducibility and support detailed analysis, PICO captures a comprehensive set of metadata for each test. This includes:

- the complete test.json configuration file used to define the benchmark;
- runtime environment variables, including both defaults and user-defined overrides;
- a snapshot of the software environment (e.g., loaded modules, library versions, and outputs of tools such as `ompi-info`);
- resource allocation data, such as node-to-rank and GPU mappings (recorded in `alloc.csv`).

This metadata is saved in dedicated files within the test directory, rather than being embedded in the result CSVs. This separation preserves clarity while enabling modular parsing, analysis, and visualization. For example, environment dumps are stored in plain-text logs, while rank mappings are kept in structured CSV format.

Since the environment configuration file defines the exact software stack (via module names and versions), and all runtime information is logged at both compile-time and run-time, each test directory contains all the necessary artifacts to reproduce or audit a benchmark. Results and metadata live side-by-side in a structured hierarchy, simplifying integration with post-processing scripts and making long-term archival and comparison practical.

## 3.4 Post-Processing and Analysis

Beyond raw performance measurements, PICO provides a comprehensive suite of post-processing tools that enable deeper analysis of collective communication behavior. These tools are designed to transform benchmark outputs into insights through automated visualization, traffic modeling, and fine-grained profiling support. Together, they help users diagnose performance anomalies, understand communication patterns, and optimize algorithmic strategies across diverse hardware and backend configurations.

**3.4.1 Visualization and Reporting.** PICO features a built-in visualization pipeline that generates high-quality plots. The provided scripts are intended both as first-line diagnostic tools and as a flexible foundation for user-customized analysis. Users can easily adapt these scripts to suit specific needs or integrate them into broader post-processing workflows. All figures are rendered using consistent styling and metadata annotations to support publication or reporting needs. The system supports several common types of visualizations. Heatmaps are used to capture the performance of different algorithms across varying message sizes and node counts, offering a compact way to summarize large datasets in a single view (see Fig. 7-8). Normalized bar plots, stacked bar plots and box plots allow for side-by-side comparisons of algorithm performance at fixed scales, such as a specific number of nodes, while varying message sizes, highlighting distribution, variability, and relative differences (see Fig. 9a-10b-11b). Finally, line plots are employed to analyze latency and bandwidth trends as a function of message size, revealing scalability characteristics and performance ceilings (see Fig. 10a-11a).

```

...
GROUP MAPPING
-----
allreduce
Cell ID → [MPI_Ranks]
Cell 1 → [ 8 1 2 3]
Cell 2 → [ 4 5 6 7 8 9 10 11 12 13]
Cell 3 → [14 15 16 17 18 19 20 21 22 23 24]
Cell 4 → [25 26 27 28 29 30 31 32 33]
Cell 5 → [34 35 36 37 38 39 40 41 42 43 44 45]
Cell 6 → [46 47 48 49 50 51 52 53]
Cell 7 → [54 55 56 57 58 59 60]
Cell 8 → [61 62]
Cell 9 → [63 64 65 66 67]
Cell 10 → [68 69 70 71 72 73]
Cell 11 → [74 75 76 77 78 79 80 81 82 83]
Cell 12 → [84 85 86 87 88 89 90 91 92 93]
Cell 13 → [94 95 96 97 98 99 100 101 102]
Cell 14 → [103 104 105 106 107 108 109 110]
Cell 15 → [111 112 113 114 115 116]
Cell 16 → [117 118 119 120 121]
Cell 17 → [122 123 124 125 126 127]
'n' denotes the size of the send buffer
...
Num Cells: 17

```

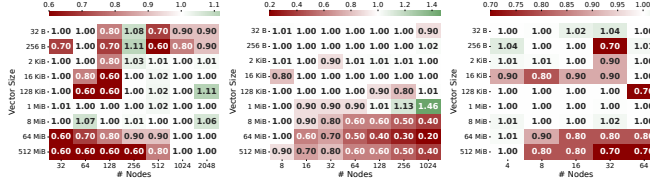
**Figure 5: Tracer estimation for a 128 nodes Leonardo job.**

**3.4.2 Network Traffic Estimation.** To aid in understanding how collective communication maps onto network hardware, PICO includes a tracer tool that estimates data movement across a system's interconnect. Given a saved resource allocation (e.g., from `alloc.csv`) and a provided topology description of the target machine, the tracer infers traffic volumes across local versus global links, identifying potential bottlenecks or congestion-prone paths, and maps the placement of ranks onto network domains or groups.

Fig. 5 illustrates this output for a 128-node Leonardo job. On the left, the tracer reports, on an algorithm basis, the number of bytes transmitted on local links (i.e., those connecting switches within the same Dragonfly+ group) and on global links (i.e., those connecting switches in different Dragonfly+ groups), highlighting differences in communication patterns between different Allreduce algorithms such as *ring*, *recursive\_doubling*, and *rabenseifner*. The right panel shows the MPI rank-to-network-cell mapping, making it easy to see how processes are distributed across the 17 Dragonfly+ groups in this run. This information enables users to correlate performance anomalies with network placement, identify topology-aware behavior in MPI libraries, and detect scaling bottlenecks caused by imbalanced or congested communication paths.

**3.4.3 Instrumentation-Based Profiling.** For algorithm developers and advanced users, PICO offers a set of lightweight instrumentation hooks that enable fine-grained profiling of specific phases within a





(a) Leonardo

(b) LUMI

(c) Mare Nostrum 5

Figure 7: Median performance gain of the default algorithm over the best (or the next best) algorithm.

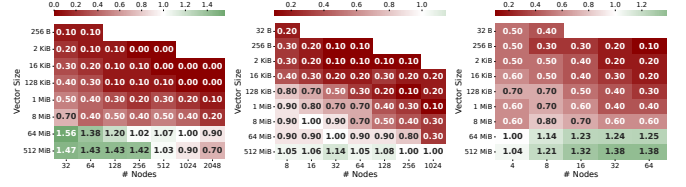
collective. These hooks can be manually inserted into any custom collective or into the provided reference implementations within the libpico module (Sec. 3.2), when compiled with appropriate instrumentation flags. They allow the capture of timing information for operations such as memory copies or buffer management, communication phases and synchronization points or barriers. The collected data can be aggregated and visualized, using the tools described in Sec. 3.4.1, as phase-level breakdowns, offering deep insight into the internal behavior of collective implementations. This enables precise identification of bottlenecks, a clear assessment of optimization benefits, and meaningful comparisons of algorithmic strategies at a fine-grained execution level.

#### 4 Case Study

Building on the motivation outlined in Sec. 2 and the architectural overview presented in Sec. 3, this section presents a set of targeted case studies. In Sec. 4.1, we begin with a detailed Allreduce study, showing how PICO enables systematic performance characterization across algorithms, scales, and message sizes, and how the collected data can inform tuning of communication libraries. Sec. 4.2 then compares two closely related Reduce-scatter algorithms, *distance doubling* and *distance halving*, highlighting that performance differences can be subtle and workload-dependent. In Sec. 4.3, we investigate performance differences obtained by varying runtime parameters that can be overlooked. Finally, Sec. 4.4 presents a diagnostic case where benchmarking and fine-grained instrumentation revealed why a particular Allreduce algorithm was not saturating available bandwidth, enabling a deeper understanding of the performance bottlenecks.

##### 4.1 From Observation to Collective Tuning

When exploring Allreduce performance on Leonardo (Open MPI), LUMI (Cray MPICH), and Mare Nostrum5 (Open MPI), we observed that the algorithm automatically selected by the MPI libraries was not always the most efficient choice. This behavior is expected: default algorithm selection in MPI implementations is designed to be conservative and broadly portable, relying on internal heuristics that may not reflect the characteristics of a specific machine. Those findings, summarized in Fig. 7, quantifies performance drop of the default algorithm choice on those systems. Each cell in the heatmaps reports the median performance ratio between the default algorithm and the best-performing alternative for a given message size and node count; values below 1.0 (shaded in red) indicate the existence of a better algorithm for that node-size interval that is



(a) Leonardo

(b) LUMI

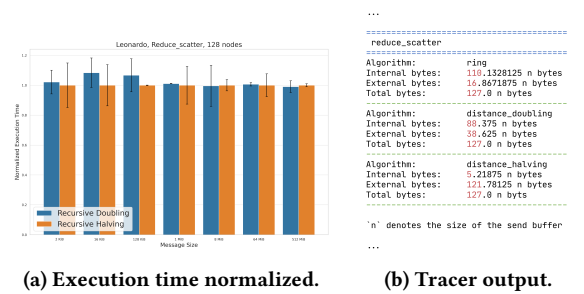
(c) Mare Nostrum 5

Figure 8: Median performance gain of the ring algorithm over the best (or the next best) algorithm.

not being chosen. The patterns are strikingly consistent: across all three systems, there are distinct regions, often at larger scales or for specific message sizes, where the default algorithm choice falls well short of optimal, typically by around 30~40%, and in the worst cases achieving only  $\frac{1}{5}$  of the optimal performance.

The detailed per-algorithm performance data gathered by PICO provides a clear basis for tuning the library to the target system. By systematically sweeping algorithm choices and parameters, PICO produces exactly the kind of per-case performance map shown here, enabling targeted tuning of collective behavior. In Open MPI, this can be achieved through the `coll_tuned` dynamic decision file mechanism [44], in which a text file specifies, for each collective, the algorithm to be used as a function of communicator size and message size. When dynamic decision mode is enabled, Open MPI consults this file at runtime to override its internal selection logic. Other MPI implementations, as well as \*CCL libraries, expose similar capabilities via configuration files or environment variables.

Today, PICO enables users to create these tuning artifacts manually by translating measured performance data into rule files. In future releases, we plan to integrate an automated workflow that will generate library-specific tuning files directly from the post-processing results, closing the loop from measurement to deployment-ready optimization.



(a) Execution time normalized.

(b) Tracer output.

Figure 9: Reduce-scatter benchmark run results on Leonardo comparing *distance halving* and *distance doubling* algorithms with a 128 node allocation.

##### 4.2 Algorithmic Differences

Cost models are a common tool for reasoning about the expected performance of collective communication algorithms. The most widely used cost model for collective operations is the  $\alpha, \beta, \gamma$  model:

$$A\alpha + B\beta + C\gamma \quad (1)$$

where  $A$  is the number of steps of the algorithm,  $\alpha$  the latency cost of the communication,  $B$  is the communication volume per step,  $C$  and  $\gamma$  are used to model reduction operations [16, 42, 52].

Analyzing the ring Allreduce, the communication volume  $B$  is optimal, (i.e.,  $2n \frac{p-1}{p}$  [34]) but the number of steps is  $A = 2(p-1)$ , linear in  $p$  number of steps! Thus by increasing the number of processes  $p$ , the resulting cumulative latency can dominate the overall cost of the operation. According to the  $\alpha, \beta, \gamma$  model, the ring Allreduce should therefore excel for large message sizes, but lose efficiency when the number of processes becomes very large. The heatmaps in Fig. 8 largely confirm this: the algorithm outperforms all the other algorithms tested for buffers >64 MiB up to several hundred nodes. However, once the process count exceeds a certain threshold (e.g., >512 nodes on Leonardo, >256 on LUMI), the linear increase in the number of communication steps starts to dominate, and other algorithms outperform it, even for very large buffers.

Yet, cost models alone do not capture the full complexity of collective performance. Even when ruling out differences in runtime systems or library-specific optimizations, subtle factors in communication patterns can yield unexpected results. For instance, Fig. 9a presents the results of benchmarking two Reduce-scatter algorithms that share the same cost model: *distance halving* and *distance doubling*. Both approaches involve the same number of steps and transmit the same total amount of data, yet PICO's measurements revealed performance differences between the approaches. Although the algorithms are logically equivalent, in *distance doubling* each step doubles the communication distance and halves the message size, whereas in *distance halving* both the distance and the message size are halved at each step. As a result, the distance-doubling Reduce-scatter exhibits more locality in its communications, a pattern clearly visible in the tracer output in Fig. 9b, which explains the performance gap observed between the two algorithms.

This example underscores that collective communication performance is shaped by more than just message size and step count. Topology, allocation patterns, and even the sequence of partner choices can influence results in ways that cost models cannot predict as they often oversimplify the underlying communication dynamics. By providing a systematic way to measure, compare, and analyze these effects across algorithms and platforms, PICO makes it possible to uncover and understand such nuances.

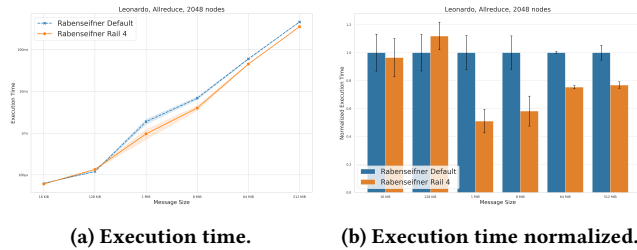


Figure 10: Impact of UCX\_MAX\_RNDV\_RAILS on large-scale 2048 nodes Allreduce benchmark. *Rabenseifner* algorithm.

### 4.3 Network Layer Parameters

Many factors in network communication libraries are often overlooked when running collective benchmarks, yet they can have a

decisive impact on results and, if uncontrolled, can hinder test reproducibility. One example is UCX\_MAX\_RNDV\_RAILS, a UCX runtime parameter that controls the maximum number of active network rails (multiple ports/links) used by the UCX Rendezvous protocol for large-message transfers. Increasing the number of rails can, in some scenarios, improve throughput by exploiting multiple NICs for a single MPI process; in others, it can introduce contention or additional synchronization overhead.

To illustrate its effect, we ran an Allreduce benchmark on 2048 nodes of the Leonardo supercomputer, fixing the algorithm to *Rabenseifner* to remove algorithmic variability. Two runs were performed with identical configurations except for UCX\_MAX\_RNDV\_RAILS, set to its default cluster value of 2 in one case and manually increased to 4 in the other. Figure 10a shows the raw execution times (logarithmic scale) for both configurations, while Figure 10b normalizes times against the default (2-rail) case. The normalized view reveals performance differences of more than  $\times 2$  for certain message sizes, with little to no change for smaller messages that remain in the eager protocol regime.

This example highlights only one of many possible sources of variability. In UCX alone, parameters such as UCX\_RNDV\_THRESH (threshold from eager to rendezvous), UCX\_MEMTYPE\_CACHE (enable/disable UCX-specific memory caching), and UCX\_IB\_SL (InfiniBand service level selection) [12], to name just a few, can produce measurable performance changes. While this list is drawn from the UCX-based network stack of Leonardo, similar effects occur across other systems and communication libraries. Most importantly, the list is far from exhaustive; in practice, almost any runtime parameter can influence benchmark outcomes. Knowing the exact network configuration during a run is therefore essential for correct interpretation of test results.

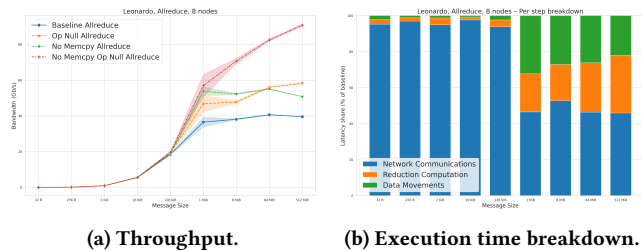
The metadata logging capabilities of PICO (Sec. 3.3.3) address this need by capturing detailed runtime information alongside benchmark results. This enables post-hoc identification of the parameters in effect for any given test, and PICO further simplifies running controlled experiments in which only specific parameters are varied, making it straightforward to map their performance impact in a reproducible and systematic way.

### 4.4 Identifying Hidden Bottlenecks via Fine-Grained Instrumentation

A final case study highlights how PICO's macro-based instrumentation capabilities, enabled by the libpico module (see Sec. 3.4.3) and its reference implementations, can uncover non-trivial performance bottlenecks in collective operations. The experiment aimed to measure and compare the achievable throughput of different collectives on Leonardo using Open MPI.

An Alltoall benchmark on Leonardo reached performance achieved a throughput of around 95Gbps, nearly saturating the 100Gbps link, while in contrast, Allreduce topped out at roughly 40Gbps (shown in Fig. 11a). To investigate the cause of this throughput gap, we began by examining the impact of the reduction phase. Using PICO's instrumentation, we excluded this phase from the timing. This yielded a measurable improvement, bringing the throughput to around 60Gbps, indicating that the reduction was only part of the problem. Then, we further excluded memory movements

and allocations from the timing, bringing the throughput to approximately 95Gbps. This showed clearly that memory movement was the other dominant limiting factor of Allreduce performances. For completeness, we also reintroduced the reduction while keeping memory handling excluded. This configuration resulted in a throughput of around 55Gbps. Interestingly, the line plot shows a crossover point at about 64 MiB: below this size, excluding memory handling yields better performance, whereas at larger sizes, excluding the reduction is more beneficial. This behavior reflects how, as the buffer size increases, the cost of the reduction grows faster than that of memory handling, eventually becoming the prevailing bottleneck.



**Figure 11: Performance impact of data movement and reduction computation in Allreduce.**

Fig. 11b further breaks down the execution time by phase for the standard Allreduce, showing that memory allocation and copying have only a minor impact for small messages (up to 128KiB), but become a major contributor, around 50% of the total runtime, once the message size reaches 1 MiB. The relative weight of these factors is not fixed: the points where memory handling or reduction costs dominate are strongly dependent on the specific hardware and software stack in use. Predicting these optimal operating regions from theoretical models alone is extremely difficult, as they result from the interplay between network characteristics, memory subsystem behavior, and implementation details. With PICO, such patterns can be uncovered through direct measurement, enabling informed tuning and optimization.

Such insights would have been difficult to obtain without intrusive modifications to the MPI library itself. By providing standalone, backend-agnostic algorithm implementations, libpico enables developers to instrument and analyze arbitrary portions of a collective, whether in a reference implementation or a custom algorithm. This capability turns PICO into not only a performance benchmarking framework but also a practical diagnostic tool for uncovering hidden performance issues in real-world deployments.

## 5 Related Work

As mentioned in Sec. 1, a variety of tools have been developed to benchmark collective communication in modern HPC systems, each with different trade-offs in terms of generality, usability, and analytical depth. In this section, we review several prominent tools used in the HPC community and discuss their capabilities and limitations in the context of scalability, reproducibility, and ease of integration into modern software stacks.

*OSU Micro-Benchmarks (OMB).* The OSU Micro-Benchmarks suite [43] is one of the most widely adopted tools for evaluating communication performance in MPI environments. It provides comprehensive support for point-to-point and collective operations and includes a broad set of standard tests. However, it is primarily designed around MPI and offers only limited support for other communication standards such as NCCL. Moreover, OMB reports only aggregated performance metrics giving only a summary of real data captured, and does not capture detailed runtime metadata. Users are required to rely on custom scripting to automate experiments or to perform in-depth analysis. Notably, the selection of specific collective algorithms is not integrated into the benchmark interface. Instead, users must manually configure environment variables or modify scripts, which complicates controlled comparisons between algorithmic variants of the same collective operation.

*Intel MPI Benchmark (IMB).* The Intel MPI Benchmark (IMB) suite [19] offers functionality similar to OMB and is commonly used in Intel-based environments. Like OMB, it focuses exclusively on MPI and lacks cross-library compatibility. While it includes a broad set of collective tests, it suffers from similar drawbacks in terms of extensibility, metadata capture, and automation.

*NCCL Test.* NCCL Test [30] is a lightweight utility provided by NVIDIA for benchmarking collective operations in NCCL-based GPU environments. While it is useful for assessing NCCL performance in isolation, the tool is tightly coupled to the NCCL library and offers no support for cross-library comparisons. It also lacks advanced data management or analysis capabilities and requires manual configuration to adjust environment settings, select algorithms, or automate large-scale test campaigns.

*CommBench.* CommBench [15] is a more recent effort that aims to unify benchmarking across multiple collective communication libraries. It introduces a library-agnostic API and supports the generation of communication tests across heterogeneous platforms, including both MPI and \*CCL-based collectives. CommBench represents a significant step toward extensibility and portability in benchmarking. However, it still presents certain limitations that may affect its usability in practice. For instance, metadata logging is relatively minimal, making it difficult to capture detailed contextual information such as job placement, network topology, or low-level runtime state. The tool is also primarily geared toward GPU systems and assumes a one-process-per-GPU execution model, which may not generalize well to other scenarios. Additionally, CommBench requires users to write low-level benchmarking logic, resulting in a steep learning curve and additional manual effort, which can be a barrier for those aiming to perform rapid, exploratory testing.

## 6 Conclusions

We presented PICO, a lightweight and extensible framework for benchmarking collective communication operations across heterogeneous HPC and AI systems. Unlike existing tools, PICO integrates fine-grained profiling, rich metadata collection, and automated orchestration to support reproducible, system-aware performance analysis. Through its modular architecture, PICO enables portable comparisons across MPI, \*CCL, and user-defined algorithms, while



its integrated post-processing tools facilitate both high-level performance summaries and detailed algorithmic phase breakdowns.

Our case studies demonstrated how PICO can (i) reveal sub-optimal default algorithm selections and guide library tuning, (ii) highlight subtle performance trade-offs between closely related algorithms, (iii) quantify the impact of backend parameters, and (iv) identify hidden bottlenecks through targeted instrumentation.

These examples underscore PICO utility for algorithm designers, application developers, and system administrators alike. By bridging systematic benchmarking with actionable insights, PICO aims to become a foundational tool for advancing the reproducible performance analysis of collective communications in next-generation computing systems.

## References

- [1] Advanced Micro Devices, Inc. 2025. ROCm Communication Collectives Library (RCCL) Documentation, v2.22.3. Online documentation. <https://rocm.docs.amd.com/projects/rccl> Accessed Jul. 23, 2025.
- [2] Jon Ames and Ron Lowman. 2025. How Ultra Ethernet and UALink Enable High-Performance, Scalable AI Networks. Synopsys Blog. <https://www.synopsys.com/articles/ultra-ethernet-ualink-ai-networks.html> Accessed Aug. 11, 2025.
- [3] Scott Atchley, Christopher Zimmer, John Lange, David Bernholdt, Veronica Mellesse Vergara, Thomas Beck, Michael Brim, Reuben Budiardja, Sunita Chandrasekaran, Markus Eisenbach, Thomas Evans, Matthew Ezell, Nicholas Frontiere, Antigoni Georgiadou, Joe Glenski, Philipp Grete, Steven Hamilton, John Holmen, Axel Huebl, Daniel Jacobson, Wayne Joubert, Kim McMahon, Elia Merzari, Stan Moore, Andrew Myers, Stephen Nichols, Sarp Oral, Thomas Papatheodore, Danny Perez, David M. Rogers, Evan Schneider, Jean-Luc Vay, and P. K. Yeung. 2023. Frontier: Exploring Exascale. In *Proceedings of the International Conference for High Performance Computing, Networking, Storage and Analysis* (Denver, CO, USA) (SC '23). Association for Computing Machinery, New York, NY, USA, Article 52, 16 pages. doi:10.1145/3581784.3607089
- [4] Pavan Balaji, Darius Buntinas, David Goodell, William Gropp, Sameer Kumar, Ewing Lusk, Rajeev Thakur, and Jesper Larsson Träff. 2009. MPI on a Million Processors. In *Proceedings of the 16th European PVM/MPI Users' Group Meeting on Recent Advances in Parallel Virtual Machine and Message Passing Interface* (Espoo, Finland). Springer-Verlag, Berlin, Heidelberg, 20–30. doi:10.1007/978-3-642-03770-2\_9
- [5] Fabio Banchelli, Marta Garcia-Gasulla, Filippo Mantovani, Joan Vinyals, Josep Pocurull, David Vicente, Beatriz Eguzkitza, Flavio C. C. Galeazzo, Mario C. Acosta, and Sergi Girona. 2025. Introducing MareNostrum5: A European pre-exascale energy-efficient system designed to serve a broad spectrum of scientific workloads. arXiv:2503.09917 [cs.DC] <https://arxiv.org/abs/2503.09917>
- [6] Prithwish Basu, Liangyu Zhao, Jason Fantl, Siddharth Pal, Arvind Krishnamurthy, and Joud Khoury. 2024. Efficient All-to-All Collective Communication Schedules for Direct-Connect Topologies. arXiv:2309.13541 [cs.DC] <https://arxiv.org/abs/2309.13541>
- [7] Amanda Bienz, Shreeman Gautam, and Amun Kharel. 2022. A Locality-Aware Bruck Allgather. arXiv:2206.03564 [cs.DC] <https://arxiv.org/abs/2206.03564>
- [8] Broadcom Inc. 2025. Scale-Up Ethernet (SUE) Framework Specification. Technical specification (PDF). <https://docs.broadcom.com/doc/scale-up-ethernet-framework> Accessed Aug. 11, 2025.
- [9] Rajkumar Buyya, Toni Cortes, and Hai Jin. 2002. *An Introduction to the InfiniBand Architecture*. 616–632. doi:10.1109/9780470544839.ch42
- [10] Daniele De Sensi, Salvatore Di Girolamo, Kim H. McMahon, Duncan Roweth, and Torsten Hoeftler. 2020. An In-Depth Analysis of the Slingshot Interconnect. In *SC20: International Conference for High Performance Computing, Networking, Storage and Analysis*. IEEE, 1–14. doi:10.1109/sc41405.2020.00039
- [11] Daniele De Sensi, Saverio Pasqualoni, Lorenzo Piarulli, Tommaso Bonato, Seydou Ba, Matteo Turisini, Jens Domke, and Torsten Hoeftler. 2025. Bine Trees: Enhancing Collective Operations by Optimizing Communication Locality. In *Proceedings of the International Conference for High Performance Computing, Networking, Storage and Analysis* (SC'25). doi:ToAppear
- [12] Daniele De Sensi, Lorenzo Pichetti, Flavio Vella, Tiziano De Matteis, Zebin Ren, Luigi Fusco, Matteo Turisini, Daniele Cesarini, Kurt Lust, Animesh Trivedi, Duncan Roweth, Filippo Spiga, Salvatore Di Girolamo, and Torsten Hoeftler. 2024. Exploring GPU-to-GPU Communication: Insights into Supercomputer Interconnects. In *Proceedings of the International Conference for High Performance Computing, Networking, Storage and Analysis* (SC'24). doi:10.1109/SC41406.2024.00039
- [13] Forschungszentrum Jülich, Jülich Supercomputing Centre. 2025. JUPITER Technical Overview. Technical overview page. <https://www.fz-juelich.de/en/ias/jsc/jupiter/tech> Last modified Jan 7, 2025; accessed Aug 11, 2025.
- [14] Zhenhao He, Daniele Parravicini, Lucian Petrica, Kenneth O'Brien, Gustavo Alonso, and Michaela Blott. 2021. ACCL: FPGA-Accelerated Collectives over 100 Gbps TCP-IP. In *2021 IEEE/ACM International Workshop on Heterogeneous High-Performance Reconfigurable Computing (H2RC)*. 33–43. doi:10.1109/H2RC54759.2021.00009
- [15] Mert Hidayetoglu, Simon Garcia De Gonzalo, Elliott Slaughter, Yu Li, Christopher Zimmer, Tekin Bicer, Bin Ren, William Gropp, Wen-Mei Hwu, and Alex Aiken. 2024. CommBench: Micro-Benchmarking Hierarchical Networks with Multi-GPU, Multi-NIC Nodes. In *Proceedings of the 38th ACM International Conference on Supercomputing*. 426–436.
- [16] Roger W. Hockney. 1994. The communication challenge for MPP: Intel Paragon and Meiko CS-2. *Parallel Comput.* 20, 3 (1994), 389–398. doi:10.1016/S0167-8191(06)80021-9
- [17] Zhiyi Hu, Siyuan Shen, Tommaso Bonato, Sylvain Jeaugey, Cedell Alexander, Eric Spada, James Dinan, Jeff Hammond, and Torsten Hoeftler. 2025. Demystifying NCCL: An In-Depth Analysis of GPU Communication Protocols and Algorithms. arXiv:2507.04786 [cs.DC] <https://arxiv.org/abs/2507.04786>
- [18] K. Hwang and Z. Xu. 1998. *Scalable Parallel Computing: Technology, Architecture, Programming*. WCB/McGraw-Hill. <https://books.google.it/books?id=OJNQAAAAAAAJ>
- [19] Intel Corporation. 2021. Intel® MPI Benchmarks User Guide, version 2021.2. Online. <https://www.intel.com/content/www/us/en/docs/mpi-library/user-guide-benchmarks/2021-2/overview.html> Accessed Jul. 21, 2025.
- [20] Krishna Kandalla, Hari Subramoni, Gopal Santhanaraman, Matthew Koop, and Dhabaleswar K. Panda. 2009. Designing multi-leader-based Allgather algorithms for multi-core clusters. In *2009 IEEE International Symposium on Parallel & Distributed Processing*. 1–8. doi:10.1109/IPDPS.2009.5160896
- [21] Xiang ke Liao, Kai Lu, Can qun Yang, Jin wen Li, Yuan Yuan, Ming che Lai, Li bo Huang, Ping jing Lu, Jian bin Fang, Jing Ren, and Jie Shen. 2018. Moving from exascale to zettascale computing: challenges and techniques. *Frontiers of Information Technology & Electronic Engineering* 19, 10 (2018), 1236–1244. doi:10.1631/FITEE.1800494
- [22] Jongryoul Kim, William Dally, Steve Scott, and Dennis Abts. 2008. Technology-Driven, Highly-Scalable Dragonfly Topology. *ACM SIGARCH Computer Architecture News* 36, 77–88. doi:10.1109/ISCA.2008.19
- [23] Andrii Kovalov, Elisabeth Lobe, Andreas Gerndt, and Daniel Lüdtkke. 2017. Task-Node Mapping in an Arbitrary Computer Network Using SMT Solver. In *Integrated Formal Methods*, Nadia Polikarpova and Steve Schneider (Eds.). Springer International Publishing, Cham, 177–191.
- [24] Ignacio Laguna, Ryan Marshall, Kathryn Mohror, Martin Ruefenacht, Anthony Skjellum, and Nawrin Sultana. 2019. A large-scale study of MPI usage in open-source HPC applications. In *Proceedings of the International Conference for High Performance Computing, Networking, Storage and Analysis* (Denver, Colorado) (SC '19). Association for Computing Machinery, New York, NY, USA, Article 31, 14 pages. doi:10.1145/3295500.3356176
- [25] Lawrence Livermore National Laboratory. 2025. Lawrence Livermore National Laboratory's El Capitan verified as world's fastest supercomputer. Press release. <https://www.llnl.gov/article/52061/lawrence-livermore-national-laboratorys-el-capitan-verified-worlds-fastest-supercomputer>
- [26] Dongkyun Lim and John Kim. 2025. TidalMesh: Topology-Driven AllReduce Collective Communication for Mesh Topology. In *2025 IEEE International Symposium on High Performance Computer Architecture (HPCA)*. 1526–1540. doi:10.1109/HPCA61900.2025.00114
- [27] Ping-Jing Lu, Ming-Che Lai, and Jun-Sheng Chang. 2022. A Survey of High-Performance Interconnection Networks in High-Performance Computer Systems. *Electronics* 11, 9 (2022). doi:10.3390/electronics11091369
- [28] Robert Lucas, James Ang, Keren Bergman, Shekhar Borkar, William Carlson, Laura Carrington, George Chiu, Robert Colwell, William Dally, Jack Dongarra, Al Geist, Rud Haring, Jeffrey Hittinger, Adolffy Hoisie, Dean Micron Klein, Peter Kogge, Richard Lethin, Vivek Sarkar, Robert Schreiber, John Shalf, Thomas Sterling, Rick Stevens, Jon Bashor, Ron Brightwell, Paul Coteus, Erik Debenedictus, Jon Hiller, K. H. Kim, Harper Langston, Richard Micron Murphy, Clayton Webster, Stefan Wild, Gary Grider, Rob Ross, Sven Leyffer, and James Laros III. 2014. *DOE Advanced Scientific Computing Advisory Subcommittee (ASCAC) Report: Top Ten Exascale Research Challenges*. Report. U.S. Department of Energy, ASCR. doi:10.2172/1222713
- [29] Rick Merritt. 2023. What Is NVLink? NVIDIA Official Blog. <https://blogs.nvidia.com/blog/what-is-nvidia-nvlink/> Accessed August 8, 2025.
- [30] NVIDIA Corporation. [n.d.]. NCCL-Tests: Performance and correctness micro-benchmarks for NVIDIA NCCL. GitHub repository. <https://github.com/NVIDIA/nccl-tests> Accessed Jul. 21, 2025.
- [31] NVIDIA Corporation. 2025. NVIDIA Collective Communication Library (NCCL) Documentation. Online documentation. <https://docs.nvidia.com/deeplearning/nccl/index.html> Accessed July 23, 2025.
- [32] NVIDIA Corporation. 2025. NVIDIA GB200 NVL72 (Grace + Blackwell) – Rack-Scale AI System. Product web page. <https://www.nvidia.com/en-us/data-center/gb200-nvl72/> Accessed Aug. 11, 2025.

- [33] OpenFabrics Interfaces Working Group (OFI WG). 2025. libfabric: Open Fabric Interfaces framework for high-performance networking. GitHub repository. <https://github.com/ofiwg/libfabric> Accessed Jul. 23, 2025.
- [34] Pitch Patarasuk and Xin Yuan. 2009. Bandwidth optimal all-reduce algorithms for clusters of workstations. *J. Parallel Distrib. Comput.* 69, 2 (Feb. 2009), 117–124. doi:10.1016/j.jpdc.2008.09.002
- [35] Muhammad Shuaib Qureshi, Muhammad Bilal Qureshi, Muhammad Fayaz, Wali Khan Mashwani, Samir Brahim Belhaouari, Saima Hassan, and Asadullah Shah. 2020. A comparative analysis of resource allocation schemes for real-time services in high-performance computing systems. *International Journal of Distributed Sensor Networks* 16, 8 (2020), 1550147720932750. arXiv:<https://doi.org/10.1177/1550147720932750> doi:10.1177/1550147720932750
- [36] Paul Sack and William Gropp. 2015. Collective Algorithms for Multiported Torus Networks. *ACM Trans. Parallel Comput.* 1, 2, Article 12 (Feb. 2015), 33 pages. doi:10.1145/2686882
- [37] David Schor. 2018. ISSCC 2018: AMD's Zeppelin; Multi-chip routing and packaging. WikiChip Fuse blog. <https://fuse.wikichip.org/news/1064/isscc-2018-amds-zeppelin-multi-chip-routing-and-packaging/> Accessed Aug. 11, 2025.
- [38] Daniele De Sensi, Tommaso Bonato, David Saam, and Torsten Hoefler. 2024. Swing: Short-cutting Rings for Higher Bandwidth Allreduce. arXiv:2401.09356 [cs.DC] <https://arxiv.org/abs/2401.09356>
- [39] Daniele De Sensi, Tiziano De Matteis, Konstantin Taranov, Salvatore Di Girolamo, Tobias Rahn, and Torsten Hoefler. 2022. Noise in the Clouds: Influence of Network Performance Variability on Application Scalability. arXiv:2210.15315 [cs.DC] <https://arxiv.org/abs/2210.15315>
- [40] Andres Sewell, Ke Fan, Ahmedur Rahman Shovon, Landon Dyken, Sidharth Kumar, and Steve Petruzza. 2024. Bruck Algorithm Performance Analysis for Multi-GPU All-to-All Communication. In *Proceedings of the International Conference on High Performance Computing in Asia-Pacific Region (Nagoya, Japan) (HPCAsia '24)*. Association for Computing Machinery, New York, NY, USA, 127–133. doi:10.1145/3635035.3635047
- [41] Alexander Shpiner, Zachy Haramaty, Saar Eliad, Vladimir Zdornov, Barak Gafni, and Eitan Zahavi. 2017. Dragonfly+: Low Cost Topology for Scaling Datacenters. doi:10.1109/HIPINEB.2017.11
- [42] Mohak Shroff and Robert van de Geijn. 2000. CollMark: MPI Collective Communication Benchmark. (01 2000).
- [43] The Ohio State University. [n. d.]. OSU Micro-Benchmarks (OMB). Online. <https://mvapich.cse.ohio-state.edu/benchmarks/> Accessed Jul. 21, 2025.
- [44] The Open MPI Community. 2025. Open MPI 5.0: 11.10. Tuning Collectives (coll-tuned). Online documentation. <https://docs.open-mpi.org/en/v5.0.x/tuning-apps/coll-tuned.html> Last updated Jul. 31, 2025; accessed Aug. 11, 2025.
- [45] The Unified Communication X Library [n. d.]. The Unified Communication X Library. <http://www.openucx.org>.
- [46] TOP500 Project. 2025. TOP500 List – June 2025. <https://top500.org/lists/top500/2025/06/>. Accessed: Jul. 18, 2025.
- [47] Jesper Larsson Träff. 2006. Efficient Allgather for Regular SMP-Clusters. In *Recent Advances in Parallel Virtual Machine and Message Passing Interface*, Bernd Mohr, Jesper Larsson Träff, Joachim Worringer, and Jack Dongarra (Eds.). Springer Berlin Heidelberg, Berlin, Heidelberg, 58–65.
- [48] Matteo Turisini, Giorgio Amati, and Mirko Cestari. 2023. LEONARDO: A Pan-European Pre-Exascale Supercomputer for HPC and AI Applications. arXiv:2307.16885 [cs.DC] <https://arxiv.org/abs/2307.16885>
- [49] Ultra Ethernet Consortium. 2025. Ultra Ethernet™ Specification v1.0. Technical specification (PDF). <https://ultraethernet.org/wp-content/uploads/sites/20/2025/06/UE-Specification-6.11.25.pdf> Accessed Aug. 11, 2025.
- [50] Manjunath Gorentla Venkata, Valentine Petrov, Sergey Lebedev, Devendar Burreddy, Ferrol Aderholdt, Joshua Ladd, Gil Bloch, Mike Dubman, and Gilad Shainer. 2024. Unified Collective Communication (UCC): An Unified Library for CPU, GPU, and DPU Collectives. In *IEEE Symposium on High-Performance Interconnects, HOTI 2024, Albuquerque, NM, USA, August 21-23, 2024*. IEEE, 37–46. doi:10.1109/HOTI63208.2024.00018
- [51] Adam Weingram, Yuke Li, Hao Qi, Darren Ng, Liuyao Dai, and Xiaoyi Lu. 2023. xCCL: A Survey of Industry-Led Collective Communication Libraries for Deep Learning. *Journal of Computer Science and Technology* 38, 1 (Feb. 2023), 166–195. doi:10.1007/s11390-023-2894-6
- [52] Dian Xiong, Li Chen, Youhe Jiang, Dan Li, Shuai Wang, and Songtao Wang. 2024. Revisiting the Time Cost Model of AllReduce. arXiv:2409.04202 [cs.DC] <https://arxiv.org/abs/2409.04202>
- [53] Yijia Zhang, Taylor Groves, Brandon Cook, Nicholas J. Wright, and Ayse K. Coskun. 2020. Quantifying the impact of network congestion on application performance and network metrics. In *2020 IEEE International Conference on Cluster Computing (CLUSTER)*. 162–168. doi:10.1109/CLUSTER49012.2020.00026
- [54] Yang Zhou, Zhongjie Chen, Ziming Mao, ChonLam Lao, Shuo Yang, Pravein Govindan Kannan, Jiaqi Gao, Yilong Zhao, Yongji Wu, Kaichao You, et al. 2025. An Extensible Software Transport Layer for GPU Networking. *arXiv preprint arXiv:2504.17307* (2025).
- [55] Pengfei Zuo, Huimin Lin, Junbo Deng, Nan Zou, Xingkun Yang, Yingyu Diao, Weifeng Gao, Ke Xu, Zhangyu Chen, Shirui Lu, Zhao Qiu, Peiyang Li, Xianyu Chang, Zhengzhong Yu, Fangzheng Miao, Jia Zheng, Ying Li, Yuan Feng, Bei Wang, Zaijian Zong, Mosong Zhou, Wenli Zhou, Houjiang Chen, Xingyu Liao, Yipeng Li, Wenxiao Zhang, Ping Zhu, Yinggang Wang, Chuanjie Xiao, Depeng Liang, Dong Cao, Juncheng Liu, Yongqiang Yang, Xiaolong Bai, Yi Li, Huaguo Xie, Huatao Wu, Zhibin Yu, Lv Chen, Hu Liu, Yujun Ding, Haipei Zhu, Jing Xia, Yi Xiong, Zhou Yu, and Heng Liao. 2025. Serving Large Language Models on Huawei CloudMatrix384. arXiv:2506.12708 [cs.DC] <https://arxiv.org/abs/2506.12708>
- [56] T. Zwinger, J. Heikonen, and P. Manninen. 2023. LUMI supercomputer for European researchers. In *Galileo Conference: Solid Earth and Geohazards in the Exascale Era (2023-05-23/2023-05-26)*. Barcelona, Spain, GC11–solidearth–25. doi:10.5194/egusphere-gc11-solidearth-25