

# Toward Socially Aware Vision-Language Models: Evaluating Cultural Competence Through Multimodal Story Generation

Arka Mukherjee  
KIIT Deemed University  
Bhubaneswar, India  
arka.mukherjee078@gmail.com

Shreya Ghosh  
Indian Institute of Technology (IIT) Bhubaneswar  
Bhubaneswar, India  
shreya@iitbbs.ac.in

## Abstract

*As Vision-Language Models (VLMs) achieve widespread deployment across diverse cultural contexts, ensuring their cultural competence becomes critical for responsible AI systems. While prior work has evaluated cultural awareness in text-only models and VLM object recognition tasks, no research has systematically assessed how VLMs adapt outputs when cultural identity cues are embedded in both textual prompts and visual inputs during generative tasks. We present the first comprehensive evaluation of VLM cultural competence through multimodal story generation, developing a novel multimodal framework that perturbs cultural identity and evaluates 5 contemporary VLMs on a downstream task: story generation. Our analysis reveals significant cultural adaptation capabilities, with rich culturally-specific vocabulary spanning names, familial terms, and geographic markers. However, we uncover concerning limitations: cultural competence varies dramatically across architectures, some models exhibit inverse cultural alignment, and automated metrics show architectural bias contradicting human assessments. Cross-modal evaluation shows that culturally distinct outputs are indeed detectable through visual-semantic similarity (28.7% within-nationality vs. 0.2% cross-nationality recall), yet visual-cultural understanding remains limited. In essence, we establish the promise and challenges of cultural competence in multimodal AI. We publicly release our codebase and data: <https://github.com/ArkaMukherjee0/mmCultural>*

## 1. Introduction

As Vision-Language Models (VLMs) achieve widespread deployment across diverse global contexts, their cultural competence, i.e., the ability to communicate effectively and appropriately across cultural boundaries [12] becomes increasingly critical. Cultural misrepresentation in AI sys-

tems can perpetuate harmful stereotypes, exclude marginalized communities, and undermine user trust, making cultural awareness essential for responsible AI deployment.

Prior research has extensively examined cultural competence in text-only language models, focusing on cross-cultural value alignment [2, 3], cultural bias detection [23], and cultural object detection [6, 24, 30]. However, these approaches predominantly evaluate models through classification tasks, multiple-choice questions, or value surveys rather than open-ended generative scenarios where cultural nuances naturally emerge. Recent work on VLM cultural evaluation has similarly concentrated on intrinsic tasks such as cultural object recognition [11], factual cultural knowledge through VQA [29], and cross-cultural visual reasoning [20]. While these studies demonstrate VLMs’ ability to identify cultural artifacts and answer cultural questions, they do not address how cultural competence manifests in generative downstream tasks where models must produce culturally appropriate content rather than simply recognize it. This represents a critical gap: no prior work has systematically evaluated how VLMs adapt their outputs when cultural identity cues are embedded within both textual prompts and visual inputs in generative scenarios.

To address this, we present the first systematic evaluation of VLM cultural competence in multimodal story generation. We develop a comprehensive framework that perturbs cultural identity cues while maintaining constant visual inputs across 5 VLMs and 42 countries and study whether VLM outputs align with established cultural psychology frameworks (Hofstede’s Cultural Dimensions [18] and World Values Survey [15]), alongside statistical analysis. Specifically, we address three research questions:

**RQ1:** How do cultural cues embedded in prompted text and accompanying images manifest in VLM outputs?

**RQ2:** To what extent are culturally-specific vocabulary terms present in VLM-generated outputs?

**RQ3:** How faithfully do VLM outputs preserve and reflect the cultural elements present in input images?

## 2. Related Work

### 2.1. Evaluating Cultural Competence of LLMs

In general, cultural competence is the ability to communicate effectively and appropriately in intercultural situations based on one’s intercultural knowledge, skills, and attitudes [12]. Previous work has extensively studied the cultural bias and cultural alignment of Large Language Models (LLMs) [1, 16, 31]. Early approaches focused on probing pre-trained language models for cross-cultural differences in values by converting survey questions to cloze-style tasks across multiple languages [4].

Previous work has studied how cultural awareness manifests in an intrinsic [2, 3, 10, 23, 28] setup, revealing how LLMs store such data. Bhatt & Diaz [8] pioneered extrinsic evaluation of cultural competence in text generation, providing the foundation for downstream task-based cultural assessment.

### 2.2. Vision-Language Model Cultural Benchmarks

Previous work has studied cultural competence of VLMs extensively. Generally, evaluations have studied:

- **Cultural element recognition tasks** to assess models’ ability to identify and localize culturally-specific objects within images [7, 11, 20].
- **Cultural knowledge assessment** approaches like CVQA [29] and CultureVLM [21] evaluate factual understanding of cultural practices across diverse regions through accuracy-based VQA tasks.
- **Cross-cultural reasoning** benchmarks such as MaRVL test models’ ability to perform consistent logical reasoning across different cultural contexts and languages [25, 33].
- **Cultural artifact understanding** datasets like CultureVQA [25] and MaXM [11] focus on models’ comprehension of region-specific objects, traditions, and practices through human-evaluated responses.

Despite these advances, existing benchmarks predominantly study cultural awareness in an intrinsic setup, with no focus on how such knowledge manifests in open-ended generative tasks such as story telling.

### 2.3. Cross-Modal Story Generation and Evaluation Metrics

Two foundational frameworks have dominated [2, 3, 8, 10, 13, 23, 27] cultural measurement of LLMs: Hofstede’s Cultural Dimensions (HCD) and the World Values Survey (WVS). HCD provides a structured approach to quantifying cultural differences across six dimensions (power distance, individualism, masculinity, uncertainty avoidance, long-term orientation, and indulgence) for 111 countries [18]. WVS offers a more comprehensive view with 259 dimensions derived from survey data across 58 countries [15].

However, existing evaluations of VLMs’ cultural competence predominantly rely on accuracy-based metrics such as classification performance (CVQA [29]), intersection-over-union for visual grounding tasks (GlobalRG [7]), and binary reasoning correctness (MaRVL [20]). To the best of our knowledge, previous work has not focused nuanced cultural understanding in a downstream context.

## 3. Method

### 3.1. Task Setup & Dataset Creation

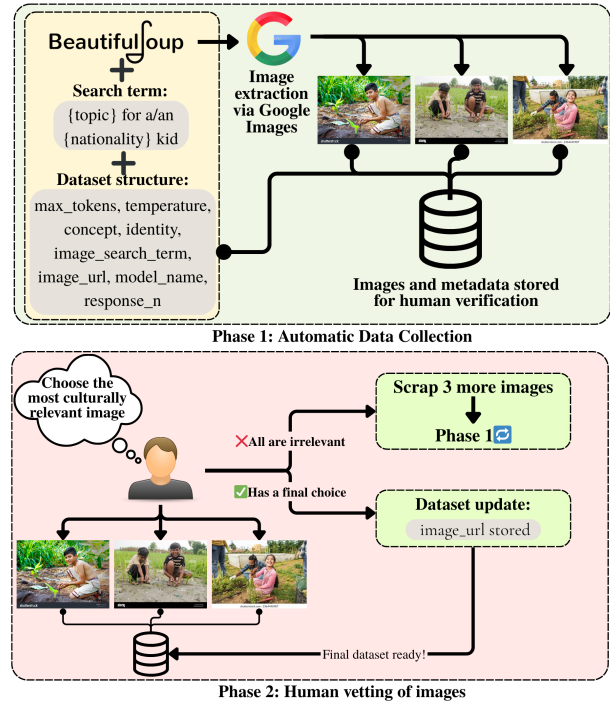


Figure 1. Overview of our dataset creation framework. The framework consists of two phases: (1) automated data collection with a scraping agent, and (2) human evaluation to ensure alignment with perceived cultural values.

We measure the cultural competence of VLMs through a single open-ended task: story generation. As a cultural cue, we perturb nationality in the prompt, following Bhatt & Diaz’s [8] dataset<sup>1</sup>, while adapting it to our multimodal setting. Specifically, we use the following prompt alongside culturally-relevant images:

Write a children’s story about concept for a/an identity kid in English based on the image.

<sup>1</sup><https://huggingface.co/datasets/shailly99/eccc/tree/main>

To construct our country list, we prioritized nations based on their total English-speaking populations (combining native and L2 speakers). We collected data from Wikipedia<sup>2</sup> and World Population Review<sup>3</sup>. Following the Pareto principle, we selected 42 countries that collectively represent 81.6% of global English speakers and 62.25% of the world’s landmass. Our final selection includes 11 European, 10 African, 12 Asian, 8 American, and 2 Oceanian countries, ensuring balanced global representation.

We adapt our task to multimodality by collecting culturally-relevant images from the internet. We develop a custom web scraper using BeautifulSoup to gather images from Google Images. Our scraper uses a shortened version of the original prompt as the search query: ‘concept for a/an identity kid.’ This generates search terms such as “kindness for a Canadian kid.” For each query, we initially retrieve the top 3 results from Google Images, which then undergo rigorous human evaluation. One author manually reviewed each batch of 3 images and selected the image that best matched the search term based on three criteria: perceived cultural relevance, image quality, and minimal textual content (as excessive text shifts focus to OCR capabilities rather than visual understanding). When no satisfactory image was found in the initial batch, the process was repeated up to 3 times with new image sets.

Our final dataset comprises 1,470 unique prompts spanning diverse concepts such as “honesty,” “empathy,” “space,” and “cooperation” across countries, including the United States, Japan, and Cameroon.

### 3.2. Models Used

For our evaluation, we selected five open-source VLMs based on two criteria: (a) their performance on the Open-VLM leaderboard<sup>4</sup>, and (b) diversity, ensuring representation from labs across the globe. These were Gemma3 4B and Gemma3 12B [32], Qwen 2.5 VL 7B [5], InternVL3 8B [34], and SmolVLM2 2.2B [22]. We sample 5 responses per prompt with two temperature settings: 0.3 and 0.7, leading to 73,500 stories generated in the final corpus. All experiments were conducted using an RTX 5080 16 GB and an RTX 5060 Ti 16 GB.

### 3.3. Metrics

#### 3.3.1. Cultural Alignment

**Hofstede’s Cultural Dimensions (HCD)** quantifies cultural differences across 6 dimensions (power distance, individualism, masculinity, uncertainty avoidance, long-term

orientation, and indulgence). We use the 2015 version<sup>5</sup> which has data for 111 countries. Additionally, we incorporate **World Values Survey (WVS)** data, providing a more granular 259-dimensional representation of cultural values across nations. We use the Wave 7 (2017-2022) version<sup>6</sup> of the data which has 58 countries. By computing vector distances between countries in these cultural spaces, we can assess whether VLMs generate stories that align with the cultural proximity of different nations, for instance, whether stories for culturally similar countries (e.g., Australia and New Zealand) exhibit greater similarity than those for culturally distant ones.

#### 3.3.2. Lexical Diversity

We assess lexical diversity to understand how VLMs adapt their vocabulary when generating culturally-contextualized stories from identical visual inputs. To capture how models vary their outputs when cultural cues are perturbed in the downstream task, we only measure model outputs for culturally-appropriate lexical variations.

To quantify cross-cultural lexical variation, we employ Word Edit Ratio which is normalized Levenshtein word-level edit distance<sup>7</sup> to capture subtle but meaningful cultural adaptations in children’s storytelling, such as culture-specific food items, games, or social concepts that should naturally vary across our 42-country dataset. We also analyze the most and least occurring culturally-specific words with TF-IDF<sup>8</sup> scoring by treating each individual story as a document. The top 10 words are then human-evaluated and presented in Tab. 1. We complement this with bidirectional BLEU [26] scores averaged to handle asymmetry for correlation computation with HCD and WVS data.

Further, we conduct a human judgment study with a sample of 250 generated stories to validate our cross-modal evaluation findings. Two annotators were selected based on their knowledge of multiple global cultures as assessed through interviews. Annotators independently read VLM-generated stories and rated them on 10 dimensions over a 10-point scale for cultural competence.

The evaluation dimensions were organized into three categories: Cultural Expression (authenticity, stereotype avoidance, cultural nuance), Cultural Appropriateness (contextual relevance, respectful representation, insider vs. outsider perspective), and Technical Quality (cultural coherence, visual integration, authenticity-safety balance), concluding with an overall competence assessment. To ensure scoring reliability, we validated human ratings using Claude

<sup>2</sup>[https://en.wikipedia.org/wiki/List\\_of\\_countries\\_by\\_English-speaking\\_population](https://en.wikipedia.org/wiki/List_of_countries_by_English-speaking_population)

<sup>3</sup><https://worldpopulationreview.com/country-rankings/english-speaking-countries>

<sup>4</sup>[https://huggingface.co/spaces/opencompass/open\\_vlm\\_leaderboard](https://huggingface.co/spaces/opencompass/open_vlm_leaderboard)

<sup>5</sup><https://geerthofstede.com/research-and-vsm/dimension-data-matrix/>

<sup>6</sup><https://www.worldvaluessurvey.org/WVSDocumentationWV7.jsp>

<sup>7</sup>[https://en.wikipedia.org/wiki/Levenshtein\\_distance](https://en.wikipedia.org/wiki/Levenshtein_distance)

<sup>8</sup><https://en.wikipedia.org/wiki/Tfidf>

Table 1. Comparison of top 10 TF-IDF xorrelated words by country for Gemma3 12B and InternVL3 8B

Country	Gemma3 12B	InternVL3 8B
American	american, joe, finny, rosie, vergara, cockroaches, cockroach, grubble, barnaby, davis	max, scooter, emma, thompson, lily, american, alex, timmy, sam, mia
Indian	rohan, priya, indian, dadi, arjun, amma, diwali, riya, ladoos, krishna	ravi, rohan, arjun, raghav, leela, vikram, ananya, priya, rani, ruchi
Nigerian	nigerian, chinedu, chike, adaora, nigeria, ngozi, jollof, ada, emeka, ifunanya	kola, nigeria, kofi, kpogi, aku, ama, koku, aisha, amina, ola
Pakistani	pakistani, ammi, ayesha, pakistan, urdu, lahore, ali, zeeshan, zayn, beta	aatif, amir, ali, aisha, pakistan, majnun, suzi, khan, bambi, suzy
Indonesian	indonesian, budi, indonesia, ibu, nenek, sekali, adi, rina, kue, bintang	aji, aida, budi, rina, indonesia, ibu, putri, aisyah, rizal, indonesian
Filipino	filipino, lola, lito, tagalog, barangay, kuya, philippines, miguel, elena, lolo	kiko, juan, jethro, miguel, juanito, maria, lito, philippines, filipino, maricel
British	british, mum, graham, maisie, barnaby, poppy, higgins, toilet, davis, bartholomew	graham, oliver, britain, max, tit, british, cedric, brookfield, willowbrook, jenkins
German	german, lukas, oma, germany, greta, ist, schmidt, klaus, opa, ein	und, felix, max, german, sie, ein, germany, anna, berlin
Egyptian	egyptian, pharaoh, omar, nile, egypt, karim, nefer-tari, pyramids, cairo, pharaohs	egypt, ahmed, amr, amon, amun, nile, ani, egyptian, amir, pyramids
Canadian	canadian, maple, canada, ontario, hockey, moose, ottawa, syrup, elsie, liam	canada, canadian, maplewood, max, emma, toronto, maple, biblia, tommy, jamie
Polish	polish, zosia, babcia, janek, kasia, poland, kuba, kazik, pierogi, tomek	kamil, kasia, kuba, zosia, tomasz, zofia, tomek, mateusz, poland, polish
Chinese	mei, chinese, xiao, lin, wei, ming, jian, hao, mandarin, nai	ming, xiao, liangliang, mei, liang, ping, kai, chen, guan, koi

Sonnet 4 as an additional evaluator. Table 3 reports average scores across all evaluators.

### 3.3.3. Semantic Similarity

For cross-modal semantic evaluation, we employ CLIP-Score [17] to measure the semantic coherence between input images and generated stories. CLIP’s joint embedding space allows us to quantify how well VLMs maintain semantic consistency when adapting stories for different cultural contexts, ensuring that cultural adaptation doesn’t compromise the fundamental relationship between visual content and narrative meaning. Finally, we compute correlations with cultural alignment data for a grounded evaluation of image-to-text cultural data transfer.

## 4. Results

### 4.1. Variance due to Nationality Perturbation

Fig. 2 presents the distribution of lexical variance within and across different nationalities for each evaluated model. The boxplot analysis reveals a consistent pattern across all VLMs: models exhibit substantially higher lexical variance when generating stories for different nationalities (red distributions) compared to repeated generations for the same nationality (blue distributions). This separation suggests

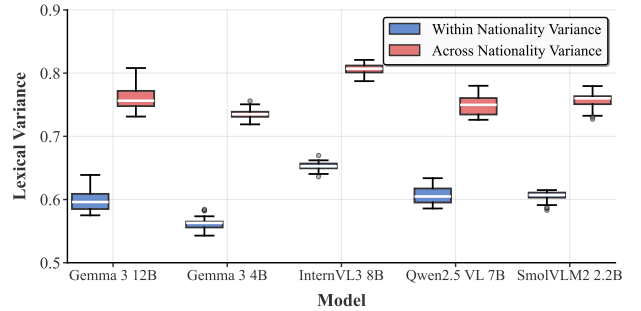


Figure 2. Lexical variance comparison across different vision-language models for story generation tasks. The boxplots show the distribution of lexical variance within nationality (blue) and across nationalities (red) for each model. Higher variance indicates greater linguistic diversity in model outputs.

that models are not merely producing random variations, but are instead systematically adapting their vocabulary in response to cultural context.

To quantify this observation statistically, we conduct Analysis of Variance (ANOVA) tests comparing the variance across nationalities against the variance within nationalities for each model. Tab. 2 presents the results, showing



that all models demonstrate statistically significant differences ( $p < 1e-48$ ) between the two variance types. The F-value range from 1540.19 (Gemma3 12B) to 8707.02 (InternVL3 8B), with even the smallest model in our evaluation, SmolVLM2 2.2B, showing substantial cultural adaptation (F-value: 3468.63).

Model	F-value	p-value	Reject H0
Gemma3 12B	1540.1853	1.9189e-48	Yes
Gemma3 4B	7328.4658	5.5528e-71	Yes
InternVL3 8B	8707.0212	1.6618e-73	Yes
Qwen 2.5 VL 7B	1806.4670	1.0455e-50	Yes
SmolVLM2 2.2B	3468.6271	4.3797e-60	Yes

Table 2. ANOVA results comparing across-nationality vs within-nationality lexical variance

## 4.2. Culturally Relevant Words in Outputs

To manually investigate the cultural adaptation of various models, we analyze consistency across all five evaluated models. Tab. 1 shows a comparison of the words that typically appear for Gemma3 12B and InternVL3 8B. We note that nationality-specific adjectives (“australian,” “austrian,” “bangladeshi,” “belgian”) appear in all models, while geographic references like capital cities (“dhaka,” “bruges”) and country names show high cross-model agreement (appearing in 3-4 models, detailed in the appendix).

Furthermore, the Jaccard similarity between responses across models shows tight clustering (standard deviations of 0.007-0.013), indicating that different VLM architectures achieve similar levels of lexical richness when generating culturally-contextualized content. All models achieved an average of approximately 0.86 across countries, reflecting consistent cultural adaptation capabilities independent of model size or training methodology.

## 4.3. Correlation in Cultural Values & Outputs

To evaluate whether VLMs generate stories that reflect authentic cultural values, Fig. 3 presents Kendall’s tau correlation coefficients between model-generated story similarities and cultural distances measured by Hofstede’s Cultural Dimensions (HCD) and World Values Survey (WVS). We also present results against two baselines: random tests against pure chance, while shuffling breaks cultural relationships through country permutation but preserves story feature distributions.

We note substantial variation in cultural alignment across models. For HCD correlations, Gemma models show consistently negative medians ( $\approx 0.08$  to  $-0.10$ ), suggesting inverse relationships where culturally distant countries receive more similar stories. In contrast, Qwen 2.5 VL 7B demonstrates the strongest cultural alignment with a positive median ( $\pm 0.02$ ) and upper quartile reaching  $+0.03$ . In-

ternVL3 8B shows intermediate performance with a median near zero but positive skew.

WVS correlations are notably weaker across all models, with distributions tightly clustered around zero. This suggests that Hofstede’s six-dimensional framework is more readily detectable in narrative outputs than WVS’s 259-dimensional representation, potentially reflecting either the broader conceptual nature of HCD or training data biases toward established cultural psychology frameworks.

The geographic distribution of correlations reveals noticeable clustering patterns. Fig. 4 presents the results for Gemma3 12B, which shows predominantly negative HCD correlations across most regions. We note slightly positive WVS correlations in the Americas and Oceania. Country-wise correlation maps for the remaining 4 models are presented in the appendix.

## 4.4. Cross-Modal Cultural Alignment

To assess whether cultural adaptation extends beyond textual outputs to visual-semantic understanding, we analyze correlations between CLIP-based image-story similarities and cultural distance measures. Unlike the pronounced geographic clustering observed in text-based story similarities, CLIP correlations show dramatically weaker patterns.

Most striking is the contrast with SmolVLM2 2.2B (Fig. 5), which exhibits strong positive correlations (green) across North America, Europe, and Asia for both HCD and WVS measures, while other models show near-zero correlations globally (detailed in the appendix). This suggests SmolVLM2’s visual-semantic representations better align with CLIP’s own cultural knowledge. Given that larger models employ more sophisticated single-tower architectures while the 2.2B model relies on SigLIP for image understanding, we hypothesize that the results are skewed by bias in CLIPScore’s evaluation framework rather than superior cultural competence.

Human evaluation of story quality supports this interpretation: annotators rated SmolVLM2-generated stories at 3.42/10 for cultural authenticity, while larger models such as Gemma3 12B achieved 6.28/10 (Tab. 3). This inverse relationship between CLIPScore and human-perceived cultural quality reinforces our hypothesis that cultural bias in CLIP may confound cross-modal cultural evaluation.

Further, to directly evaluate cross-modal cultural competence, we compute within-nationality and cross-nationality recall using CLIP embeddings (Tab. 4). While within-nationality Recall@1 reaches 28.7% (SmolVLM2), cross-nationality recall remains near a random baseline (0.1-0.2%). This 140× gap shows that VLMs produce culturally distinct outputs that can be detected through CLIPScore.

Max aggregation (52.6%) sufficiently exceeds mean (28.7%), indicating that models can produce culturally appropriate content, but inconsistently across multiple gen-

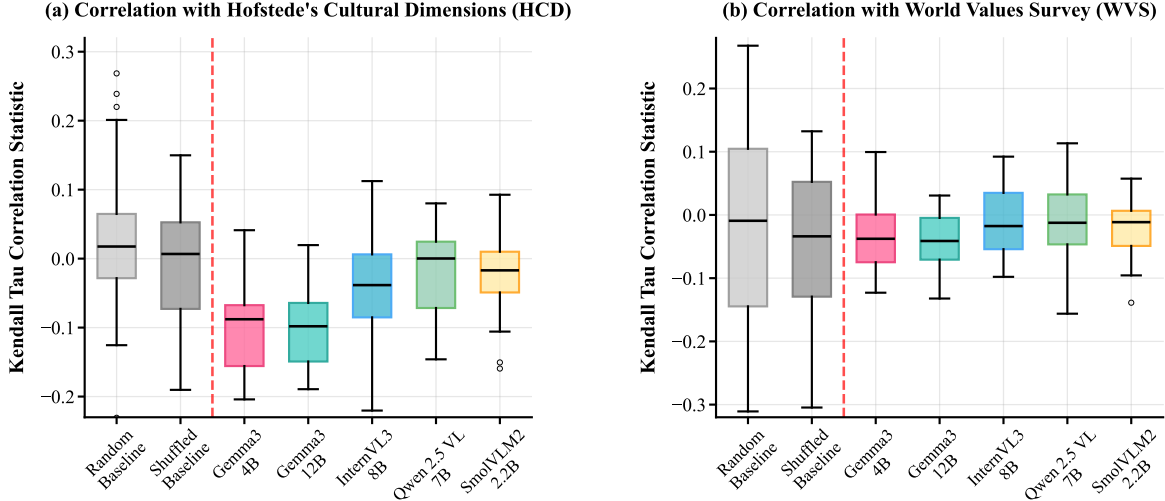


Figure 3. Box plots showing the distribution of Kendall’s tau correlation coefficients between model-generated stories and cultural survey responses across 35 cultural concepts. (a) Correlations with Hofstede’s Cultural Dimensions (HCD) framework. (b) Correlations with World Values Survey (WVS) data. Each box plot represents the distribution of correlation values for all cultural concepts (35 story elements) for a given model. Random baseline represents correlations with completely random story features, while the shuffled baseline preserves story feature distributions but breaks cultural relationships through country permutation.

Table 3. Average human judgment scores on 10 dimensions. For every model, 50 stories were randomly picked for the study.

Question	InternVL3 8B	SmolVLM2 2.2B	Qwen 2.5 VL 7B	Gemma 3 12B	Gemma 3 4B
Cultural Authenticity	4.82 ± 1.81	3.42 ± 1.65	4.28 ± 1.41	6.28 ± 1.67	5.78 ± 1.37
Stereotype Avoidance	6.68 ± 0.84	6.16 ± 0.87	6.58 ± 0.81	7.86 ± 1.20	7.18 ± 1.00
Cultural Nuance	3.20 ± 1.77	2.04 ± 1.19	2.92 ± 1.35	5.10 ± 1.91	4.78 ± 1.42
Contextual Relevance	5.54 ± 1.76	4.24 ± 1.42	5.12 ± 1.78	7.28 ± 1.68	6.90 ± 1.20
Respectful Representation	6.74 ± 1.29	5.82 ± 1.32	6.76 ± 1.25	8.26 ± 1.19	7.66 ± 1.12
Insider Perspective	3.66 ± 1.90	2.24 ± 1.44	2.96 ± 1.24	4.34 ± 1.56	4.42 ± 1.59
Cultural Coherence	4.58 ± 2.06	3.28 ± 1.54	4.28 ± 1.55	6.78 ± 2.05	6.38 ± 1.58
Visual Integration	7.26 ± 1.29	6.62 ± 1.40	6.50 ± 1.75	8.86 ± 0.78	8.22 ± 0.97
Overall Competence	3.90 ± 2.17	2.46 ± 1.76	3.78 ± 1.58	6.00 ± 1.95	5.48 ± 1.50
Authenticity-Safety Balance	5.46 ± 1.79	4.20 ± 1.64	5.30 ± 1.54	7.36 ± 1.54	6.92 ± 1.18
<b>Average Score</b>	<b>5.18</b>	<b>4.05</b>	<b>4.85</b>	<b>6.81</b>	<b>6.37</b>

erations. Most importantly, we also note near-zero cross-nationality recall across all models, meaning story representations are reliably distinguishable from other cultural contexts when grounded in identical visual content.

#### 4.5. Human Judgment Study

Given the issues discussed with CLIPScore-based automation of cross-modal cultural competence evaluation, human judgment becomes paramount. We conducted a comprehensive evaluation across 10 cultural competence dimensions using 50 randomly selected stories per model (Tab. 3). The appendix presents illustrative story examples for readers to assess cultural authenticity firsthand. Gemma3 models achieve the highest overall scores (12B: 6.81/10, 4B:

6.37/10), particularly excelling in cultural authenticity (6.28 and 5.78, respectively) and cultural nuance (5.10 and 4.78). However, neither model consistently provides stories with sufficient cultural nuance.

Conversely, SmolVLM2 2.2B receives the lowest ratings across all dimensions (4.05/10 average), with particularly weak performance in cultural nuance (2.04/10) and insider perspective (2.24/10). We also note that SmolVLM2-generated stories are the shortest. As discussed, this contradicts its apparent strong performance in CLIP-based cross-modal evaluation, revealing a flaw in our baseline method. We hope future work will introduce better alternatives to accurately measure cross-modal cultural competence.

Further, all models perform better on safety-oriented

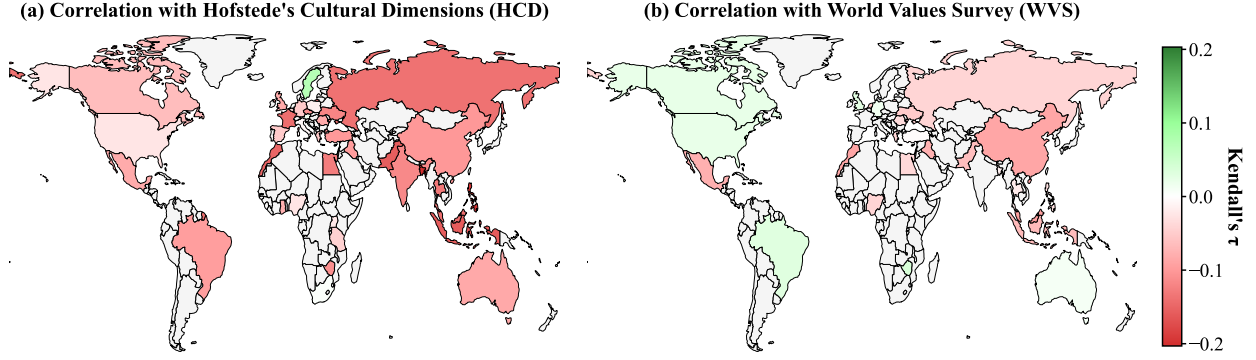


Figure 4. BLEU-based story similarity correlations with cultural dimensions for **Gemma3 12B**. Countries are colored according to their Kendall’s  $\tau$  correlation coefficient between story similarity scores and cultural distances. Green indicates positive correlation (cultural similarity corresponds to story similarity), while red indicates negative correlation (cultural distance corresponds to story similarity). (a) Shows correlations with Hofstede’s Cultural Dimensions (HCD), and (b) shows correlations with World Values Survey (WVS) dimensions.

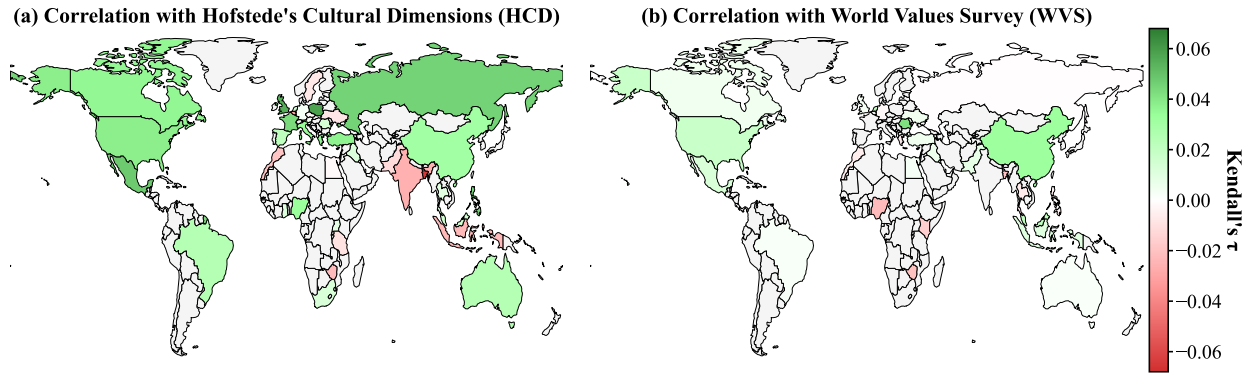


Figure 5. Geographic distribution of correlations between CLIP similarity and cultural distance measures of **SmolVLM2 2.2B**.

metrics (stereotype avoidance, respectful representation) than on authenticity-oriented dimensions (cultural nuance, insider perspective), suggesting that current VLMs prioritize cultural safety over authentic cultural representation. Models generally excel in visual integration scores (6.50-8.86) but struggle in cultural authenticity scores (3.42-6.28), indicating that while models can effectively ground stories in visual content, translating this into culturally authentic narratives remains challenging.

## 5. Discussion

### 5.1. Evidence for Cultural Competence

For RQ1, statistical analysis in Sec. 4.1 demonstrates significant cultural adaptation across all models, with F-statistics ranging from 1540 to 8707 (all  $p < 1e - 48$ ), providing strong evidence that cultural identity cues systematically influence lexical choices rather than producing random variation. Our TF-IDF analysis in Sec. 4.2 satisfies RQ2. We observe rich, authentic cultural vocabulary spanning

personal names (Priya/Arjun for Indian contexts), familial terms (dadi/amma, lola/lolo), culinary references (jollof, ladoos, pierogi), and geographic markers (pyramids/Nile, hockey/maple) in Tab. 1.

For RQ3, we perform cross-modal evaluation in Sec. 4.4. Within-nationality recall performance reaches 28.7% while cross-nationality recall remains near random baseline (0.2%), proving that culturally specific story generation is detectable through CLIPScore. However, we also find proof of bias in the visual-semantic similarity measure.

### 5.2. The Critical Role of Human Evaluation

Our findings highlight the limitations of automated metrics in cross-modal contexts, where CLIPScore demonstrates architectural bias—SmolVLM2 achieves strong automated correlations yet receives poor human cultural ratings (4.05/10 vs. 6.81/10 for Gemma3 12B). This inverse relationship suggests fundamental reliability issues in current evaluation frameworks [17]. Hence, human evaluation remains important in cultural alignment evaluation.

Table 4. Recall@K performance of VLMs on cross-modal cultural competence evaluation. Within-nationality measures how well models retrieve stories for the same cultural context; cross-nationality measures retrieval across different cultures. Similarities calculated using CLIP embeddings. **Mean**: average CLIP similarity across 5 responses per prompt; **Max**: maximum CLIP similarity across responses; **Vote**: majority voting based on highest similarities.

Model	Within-Nationality			Cross-Nationality			Aggregation
	R@1	R@5	R@10	R@1	R@5	R@10	Method
SmolVLM2 2.2B	28.7	56.2	70.9	0.2	2.1	4.2	Mean
	52.6	78.5	89.6	2.1	14.4	20.7	Max
	26.3	54.8	70.3	0.0	0.0	0.3	Vote
Qwen2.5-VL 7B	27.6	55.3	69.9	0.2	1.9	4.1	Mean
	51.9	78.1	89.3	1.8	13.6	19.6	Max
	24.9	53.4	69.1	0.0	0.0	0.3	Vote
InternVL3 8B	27.6	55.1	69.3	0.2	1.8	4.0	Mean
	52.6	80.1	89.8	1.6	12.5	19.4	Max
	24.7	54.0	68.6	0.0	0.0	0.3	Vote
Gemma3 12B	22.2	51.4	68.1	0.2	1.6	3.2	Mean
	43.6	75.0	88.5	1.4	10.4	15.8	Max
	18.7	49.4	68.0	0.0	0.1	0.3	Vote
Gemma3 4B	21.6	51.8	69.0	0.1	1.5	2.7	Mean
	40.3	73.6	88.2	0.9	9.3	13.1	Max
	19.0	49.8	68.0	0.0	0.0	0.2	Vote
Random Baseline	0.1	0.3	0.7	0.1	0.3	0.7	N/A

Our TF-IDF analysis reveals that models predominantly generate names associated with ethnic majorities (Priya/Arjun for India, Omar/Karim for Egypt), reflecting training data biases that risk stereotype perpetuation [14]. Based on this, future work can explore: When cultural adaptation in generated text doesn’t align with cultural elements present in input images, how do users perceive authenticity? Are culturally-adapted stories genuinely authentic to their visual contexts, or do generic images combined with culturally-specific narratives feel forced or inauthentic?

## 6. Conclusion

We present the first systematic evaluation of cultural competence in VLMs through a downstream task (multimodal story generation) across five contemporary VLMs and 42 countries. We note both promising capabilities and significant challenges in cross-cultural AI. First, the geographic clustering of correlation patterns (Figs. 4 and 5) suggests systematic representation inequities in training data. Secondly, issues in evaluation metrics (Sec. 4.4) necessitate human judgment in cross-modal cultural AI.

## 7. Limitations

Firstly, cultural adaptation shows high variance, with maximum aggregation performance (52.6%) substantially ex-

ceeding mean performance (28.7%) for SmolVLM2 2.2B (Tab. 4). We also present significant challenges in evaluation methodology. CLIPScore exhibits architectural bias, with SmolVLM2 showing strong correlations but poor human ratings (4.05/10 vs. 6.37-6.81/10 for larger models), undermining the validity of automated cross-modal metrics. The dependency on Western-centric frameworks (HCD vs. WVS) could introduce a certain bias in evaluating cultural awareness. The fundamental question remains whether established cultural psychology frameworks adequately capture narrative-based cultural competence.

Furthermore, our evaluation scope remains limited to explicit nationality cues, overlooking implicit cultural markers such as dialect variations, topical preferences [19], or subtle visual cultural elements that could trigger different adaptation behaviors. Human evaluation becomes indispensable to assess whether model adaptations serve user needs, respect cultural representation, and avoid reinforcing harmful stereotypes [9]—particularly crucial as VLMs deploy globally across diverse cultural contexts where automated metrics cannot capture the nuances in human experience. Additionally, our evaluation is limited to English-language outputs and children’s story genres. Our framework also doesn’t consider the biases in Google’s Search algorithm for sampling culturally relevant images. We hope future work substantially improves upon our framework and baselines.



## Acknowledgments

This research was partially supported by SPARC (Scheme for Promotion of Academic and Research Collaboration) Phase-III (Project ID: 3385). We also thank Nvidia for providing us with Blackwell GPUs that made these experiments possible.

## References

- [1] Muhammad Farid Adilazuarda, Sagnik Mukherjee, Pradyumna Lavania, Siddhant Shivdutt Singh, Alham Fikri Aji, Jacki O'Neill, Ashutosh Modi, and Monojit Choudhury. Towards measuring and modeling “culture” in LLMs: A survey. In *Proceedings of the 2024 Conference on Empirical Methods in Natural Language Processing*, pages 15763–15784, Miami, Florida, USA, 2024. Association for Computational Linguistics. 2
- [2] Badr AlKhamissi, Muhammad ElNokrashy, Mai AlKhamissi, and Mona Diab. Investigating cultural alignment of large language models. *arXiv preprint arXiv:2402.13231*, 2024. 1, 2
- [3] Arnav Arora, Lucie-Aimée Kaffee, and Isabelle Augenstein. Probing pre-trained language models for cross-cultural differences in values. *arXiv preprint arXiv:2203.13722*, 2022. 1, 2
- [4] Arnav Arora, Lucie-aimée Kaffee, and Isabelle Augenstein. Probing pre-trained language models for cross-cultural differences in values. In *Proceedings of the First Workshop on Cross-Cultural Considerations in NLP (C3NLP)*, pages 114–130, Dubrovnik, Croatia, 2023. Association for Computational Linguistics. 2
- [5] Shuai Bai, Keqin Chen, Xuejing Liu, Jialin Wang, Wenbin Ge, Sibo Song, Kai Dang, Peng Wang, Shijie Wang, Jun Tang, Humen Zhong, Yuanzhi Zhu, Mingkun Yang, Zhao-hai Li, Jianqiang Wan, Pengfei Wang, Wei Ding, Zheren Fu, Yiheng Xu, Jiabo Ye, Xi Zhang, Tianbao Xie, Zesen Cheng, Hang Zhang, Zhibo Yang, Haiyang Xu, and Junyang Lin. Qwen2.5-vl technical report, 2025. 3
- [6] Abhipsa Basu, R. Venkatesh Babu, and Danish Pruthi. Inspecting the geographical representativeness of images from text-to-image models. In *Proceedings of the IEEE/CVF International Conference on Computer Vision (ICCV)*, pages 5136–5147, 2023. 1
- [7] Mehar Bhatia, Sahithya Ravi, Aditya Chinchure, EunJeong Hwang, and Vered Shwartz. From local concepts to universals: Evaluating the multicultural understanding of vision-language models. In *Proceedings of the 2024 Conference on Empirical Methods in Natural Language Processing*, pages 6763–6782, Miami, Florida, USA, 2024. Association for Computational Linguistics. 2
- [8] Shaily Bhatt and Fernando Diaz. Extrinsic evaluation of cultural competence in large language models. In *Findings of the Association for Computational Linguistics: EMNLP 2024*, pages 16055–16074, Miami, Florida, USA, 2024. Association for Computational Linguistics. 2
- [9] Su Lin Blodgett, Solon Barocas, Hal Daumé III, and Hanna Wallach. Language (technology) is power: A critical survey of “bias” in NLP. In *Proceedings of the 58th Annual Meeting of the Association for Computational Linguistics*, pages 5454–5476, Online, 2020. Association for Computational Linguistics. 8
- [10] Yong Cao, Li Zhou, Seolhwa Lee, Laura Cabello, Min Chen, and Daniel Hershcovich. Assessing cross-cultural alignment between chatgpt and human societies: An empirical study. *arXiv preprint arXiv:2303.17466*, 2023. 2
- [11] Soravit Changpinyo, Linting Xue, Michal Yarom, Ashish Thapliyal, Idan Szpektor, Julien Amelot, Xi Chen, and Radu Soricut. MaXM: Towards multilingual visual question answering. In *Findings of the Association for Computational Linguistics: EMNLP 2023*, pages 2667–2682, Singapore, 2023. Association for Computational Linguistics. 1, 2
- [12] Darla K Deardorff. *The SAGE handbook of intercultural competence*. Sage Publications, 2009. 1, 2
- [13] Esin Durmus, Karina Nguyen, Thomas I Liao, Nicholas Schiefer, Amanda Askill, Anton Bakhtin, Carol Chen, Zac Hatfield-Dodds, Danny Hernandez, Nicholas Joseph, et al. Towards measuring the representation of subjective global opinions in language models. *arXiv preprint arXiv:2306.16388*, 2023. 2
- [14] Vinitha Gadiraju, Shaun Kane, Sunipa Dev, Alex Taylor, Ding Wang, Remi Denton, and Robin Brewer. “i wouldn’t say offensive but...”: Disability-centered perspectives on large language models. In *Proceedings of the 2023 ACM Conference on Fairness, Accountability, and Transparency*, page 205–216, New York, NY, USA, 2023. Association for Computing Machinery. 8
- [15] Christian Haerpfer, Ronald Inglehart, Alejandro Moreno, Christian Welzel, Kseniya Kizilova, Jaime Diez-Medrano, Marta Lagos, Pippa Norris, Eduard Ponarin, and Bjorn Pura-nen. World values survey: Round seven - country-pooled datafile version 5.0, 2022. Version 5.0. 1, 2
- [16] Daniel Hershcovich, Stella Frank, Heather Lent, Miryam de Lhoneux, Mostafa Abdou, Stephanie Brandl, Emanuele Bugliarello, Laura Cabello Piqueras, Ilias Chalkidis, Ruixiang Cui, Constanza Fierro, Katerina Margatina, Phillip Rust, and Anders Søgaard. Challenges and strategies in cross-cultural NLP. In *Proceedings of the 60th Annual Meeting of the Association for Computational Linguistics (Volume 1: Long Papers)*, pages 6997–7013, Dublin, Ireland, 2022. Association for Computational Linguistics. 2
- [17] Jack Hessel, Ari Holtzman, Maxwell Forbes, Ronan Le Bras, and Yejin Choi. Clipscore: A reference-free evaluation metric for image captioning, 2022. 4, 7
- [18] Geert Hofstede. Dimensionalizing cultures: The hofstede model in context. *Online Readings in Psychology and Culture*, 2(1), 2011. 1, 2
- [19] Hannah Rose Kirk, Alexander Whitefield, Paul Röttger, Andrew Bean, Katerina Margatina, Juan Ciro, Rafael Mosquera, Max Bartolo, Adina Williams, He He, et al. The prism alignment project: What participatory, representative and individualised human feedback reveals about the subjective and multicultural alignment of large language models. *arXiv preprint arXiv:2404.16019*, 2024. 8
- [20] Fangyu Liu, Emanuele Bugliarello, Edoardo Maria Ponti, Siva Reddy, Nigel Collier, and Desmond Elliott. Visually

- grounded reasoning across languages and cultures. In *Proceedings of the 2021 Conference on Empirical Methods in Natural Language Processing*, pages 10467–10485, Online and Punta Cana, Dominican Republic, 2021. Association for Computational Linguistics. 1, 2
- [21] Shudong Liu, Yiqiao Jin, Cheng Li, Derek F. Wong, Qingsong Wen, Lichao Sun, Haipeng Chen, Xing Xie, and Jindong Wang. Culturelm: Characterizing and improving cultural understanding of vision-language models for over 100 countries, 2025. 2
- [22] Andrés Marafioti, Orr Zohar, Miquel Farré, Merve Noyan, Elie Bakouch, Pedro Cuenca, Cyril Zakka, Loubna Ben Allal, Anton Lozhkov, Nouamane Tazi, Vaibhav Srivastav, Joshua Lochner, Hugo Larcher, Mathieu Morlon, Lewis Tunstall, Leandro von Werra, and Thomas Wolf. Smolvlm: Redefining small and efficient multimodal models, 2025. 3
- [23] Reem I Masoud, Ziquan Liu, Martin Ferianc, Philip Treleven, and Miguel Rodrigues. Cultural alignment in large language models: An explanatory analysis based on hofstede’s cultural dimensions. *arXiv preprint arXiv:2309.12342*, 2023. 1, 2
- [24] Shubhanshu Mishra, Sijun He, and Luca Belli. Assessing demographic bias in named entity recognition, 2020. 1
- [25] Shravan Nayak, Kanishk Jain, Rabiul Awal, Siva Reddy, Sjoerd Van Steenkiste, Lisa Anne Hendricks, Karolina Stanczak, and Aishwarya Agrawal. Benchmarking vision language models for cultural understanding. In *Proceedings of the 2024 Conference on Empirical Methods in Natural Language Processing*, pages 5769–5790, Miami, Florida, USA, 2024. Association for Computational Linguistics. 2
- [26] Kishore Papineni, Salim Roukos, Todd Ward, and Wei-Jing Zhu. Bleu: a method for automatic evaluation of machine translation. In *Proceedings of the 40th Annual Meeting on Association for Computational Linguistics*, page 311–318, USA, 2002. Association for Computational Linguistics. 3
- [27] Aida Ramezani and Yang Xu. Knowledge of cultural moral norms in large language models. *arXiv preprint arXiv:2306.01857*, 2023. 2
- [28] Abhinav Rao, Akhila Yerukola, Vishwa Shah, Katharina Reinecke, and Maarten Sap. Normad: A benchmark for measuring the cultural adaptability of large language models. *CoRR*, 2024. 2
- [29] David Romero, Chenyang Lyu, Haryo Akbarianto Wibowo, Teresa Lynn, Injy Hamed, Aditya Nanda Kishore, Aishik Mandal, Alina Dragonetti, Artem Abzaliev, Atnafu Lambebo Tonja, Bontu Fufa Balcha, Chenxi Whitehouse, Christian Salamea, Dan John Velasco, David Ifeoluwa Adelani, David Le Meur, Emilio Villa-Cueva, Fajri Koto, Fauzan Farooqui, Federico Belcavello, Ganzorig Batnasan, Gisela Vallejo, Grainne Caulfield, Guido Ivetta, Haiyue Song, Henok Biadglign Ademteu, Hernán Maina, Holy Lovenia, Israel Abebe Azime, Jan Christian Blaise Cruz, Jay Gala, Jiahui Geng, Jesus-German Ortiz-Barajas, Jinheon Baek, Jocelyn Dunstan, Laura Alonso Alemany, Kumaranage Ravindu Yasas Nagasinghe, Luciana Benotti, Luis Fernando D’Haro, Marcelo Viridiano, Marcos Estecha-Garitagoitia, Maria Camila Buitrago Cabrera, Mario Rodríguez-Cantelar, Mélanie Jouitteau, Mihail Mihaylov, Naome Etori, Mohamed Fazli Mohamed Imam, Muhammad Farid Adilazuarda, Munkhjargal Gochoo, Munkh-Erdene Otgonbold, Olivier Niyomugisha, Paula Mónica Silva, Pranjal Chitale, Raj Dabre, Rendi Chevi, Ruochen Zhang, Ryandito Dindaru, Samuel Cahyawijaya, Santiago Góngora, Soyeong Jeong, Sukannya Purkayastha, Tatsuki Kuribayashi, Teresa Clifford, Thanmay Jayakumar, Tiago Timponi Torrent, Toqeer Ehsan, Vladimir Araujo, Yova Kementchedzhieva, Zara Burzo, Zheng Wei Lim, Zheng Xin Yong, Oana Ignat, Joan Nwatu, Rada Mihalcea, Thamar Solorio, and Alham Fikri Aji. Cvqa: culturally-diverse multilingual visual question answering benchmark. In *Proceedings of the 38th International Conference on Neural Information Processing Systems*, Red Hook, NY, USA, 2025. Curran Associates Inc. 1, 2
- [30] Pola Schwöbel, Jacek Golebiowski, Michele Donini, Cedric Archambeau, and Danish Pruthi. Geographical erasure in language generation. In *Findings of the Association for Computational Linguistics: EMNLP 2023*, pages 12310–12324, Singapore, 2023. Association for Computational Linguistics. 1
- [31] Yan Tao, Olga Viberg, Ryan S Baker, and René F Kizilcec. Cultural bias and cultural alignment of large language models. *PNAS Nexus*, 3(9):pgae346, 2024. 2
- [32] Gemma Team, Aishwarya Kamath, Johan Ferret, Shreya Pathak, Nino Vieillard, Ramona Merhej, Sarah Perrin, Tatiana Matejovicova, Alexandre Ramé, Morgane Rivière, Louis Rouillard, Thomas Mesnard, Geoffrey Cideron, Jean bastien Grill, Sabela Ramos, Edouard Yvinec, Michelle Casbon, Etienne Pot, Ivo Penchev, Gaël Liu, Francesco Visin, Kathleen Kenealy, Lucas Beyer, Xiaohai Zhai, Anton Tsitsulin, Robert Busa-Fekete, Alex Feng, Noveen Sachdeva, Benjamin Coleman, Yi Gao, Basil Mustafa, Iain Barr, Emilio Parisotto, David Tian, Matan Eyal, Colin Cherry, Jan-Thorsten Peter, Danila Sinopalnikov, Surya Bhupatiraju, Rishabh Agarwal, Mehran Kazemi, Dan Malkin, Ravin Kumar, David Vilar, Idan Brusilovsky, Jiaming Luo, Andreas Steiner, Abe Friesen, Abhanshu Sharma, Abheesht Sharma, Adi Mayrav Gilady, Adrian Goedeckemeyer, Alaa Saade, Alex Feng, Alexander Kolesnikov, Alexei Bendebury, Alvin Abdagic, Amit Vadi, András György, André Susano Pinto, Anil Das, Ankur Bapna, Antoine Miech, Antoine Yang, Antonia Paterson, Ashish Shenoy, Ayan Chakrabarti, Bilal Piot, Bo Wu, Bobak Shahriari, Bryce Pettrini, Charlie Chen, Charline Le Lan, Christopher A. Choquette-Choo, CJ Carey, Cormac Brick, Daniel Deutsch, Danielle Eisenbud, Dee Cattle, Derek Cheng, Dimitris Paparas, Divyashree Shivakumar Sreepathihalli, Doug Reid, Dustin Tran, Dustin Zelle, Eric Noland, Erwin Huizenga, Eugene Kharitonov, Frederick Liu, Gagik Amirkhanyan, Glenn Cameron, Hadi Hashemi, Hanna Klimczak-Plucińska, Harman Singh, Harsh Mehta, Harshal Tushar Lehri, Hussein Hazimeh, Ian Ballantyne, Idan Szpektor, Ivan Nardini, Jean Pouget-Abadie, Jetha Chan, Joe Stanton, John Wieting, Jonathan Lai, Jordi Orbay, Joseph Fernandez, Josh Newlan, Ju yeong Ji, Jyotinder Singh, Kat Black, Kathy Yu, Kevin Hui, Kiran Vodrahalli, Klaus Greff, Linhai Qiu, Marcella Valentine, Marina

Coelho, Marvin Ritter, Matt Hoffman, Matthew Watson, Mayank Chaturvedi, Michael Moynihan, Min Ma, Nabila Babar, Natasha Noy, Nathan Byrd, Nick Roy, Nikola Momchev, Nilay Chauhan, Noveen Sachdeva, Oskar Bunyan, Pankil Botarda, Paul Caron, Paul Kishan Rubenstein, Phil Culliton, Philipp Schmid, Pier Giuseppe Sessa, Pingmei Xu, Piotr Stanczyk, Pouya Tafti, Rakesh Shivanna, Renjie Wu, Renke Pan, Reza Rokni, Rob Willoughby, Rohith Vallu, Ryan Mullins, Sammy Jerome, Sara Smoot, Sertan Girgin, Shariq Iqbal, Shashir Reddy, Shruti Sheth, Siim Pöder, Sijal Bhatnagar, Sindhu Raghuram Panyam, Sivan Eiger, Susan Zhang, Tianqi Liu, Trevor Yacovone, Tyler Liechty, Uday Kalra, Utku Evci, Vedant Misra, Vincent Roseberry, Vlad Feinberg, Vlad Kolesnikov, Woohyun Han, Woosuk Kwon, Xi Chen, Yinlam Chow, Yuvein Zhu, Zichuan Wei, Zoltan Egyed, Victor Cotruta, Minh Giang, Phoebe Kirk, Anand Rao, Kat Black, Nabila Babar, Jessica Lo, Erica Moreira, Luiz Gustavo Martins, Omar Sanseviero, Lucas Gonzalez, Zach Gleicher, Tris Warkentin, Vahab Mirrokni, Evan Senter, Eli Collins, Joelle Barral, Zoubin Ghahramani, Raia Hadsell, Yossi Matias, D. Sculley, Slav Petrov, Noah Fiedel, Noam Shazeer, Oriol Vinyals, Jeff Dean, Demis Hassabis, Koray Kavukcuoglu, Clement Farabet, Elena Buchatskaya, Jean-Baptiste Alayrac, Rohan Anil, Dmitry Lepikhin, Sebastian Borgeaud, Olivier Bachem, Armand Joulin, Alek Andreev, Cassidy Hardin, Robert Dadashi, and Léonard Hussenot. Gemma 3 technical report, 2025. [3](#)

- [33] Da Yin, Liunian Harold Li, Ziniu Hu, Nanyun Peng, and Kai-Wei Chang. Broaden the vision: Geo-diverse visual commonsense reasoning. In *Proceedings of the 2021 Conference on Empirical Methods in Natural Language Processing*, pages 2115–2129, Online and Punta Cana, Dominican Republic, 2021. Association for Computational Linguistics. [2](#)

- [34] Jinguo Zhu, Weiyun Wang, Zhe Chen, Zhaoyang Liu, Shenglong Ye, Lixin Gu, Hao Tian, Yuchen Duan, Weijie Su, Jie Shao, Zhangwei Gao, Erfei Cui, Xuehui Wang, Yue Cao, Yangzhou Liu, Xingguang Wei, Hongjie Zhang, Haomin Wang, Weiye Xu, Hao Li, Jiahao Wang, Nianchen Deng, Songze Li, Yinan He, Tan Jiang, Jiapeng Luo, Yi Wang, Conghui He, Botian Shi, Xingcheng Zhang, Wenqi Shao, Junjun He, Yingtong Xiong, Wenwen Qu, Peng Sun, Penglong Jiao, Han Lv, Lijun Wu, Kaipeng Zhang, Huipeng Deng, Jiaye Ge, Kai Chen, Limin Wang, Min Dou, Lewei Lu, Xizhou Zhu, Tong Lu, Dahua Lin, Yu Qiao, Jifeng Dai, and Wenhai Wang. Internvl3: Exploring advanced training and test-time recipes for open-source multimodal models, 2025. [3](#)

# Toward Socially Aware Vision-Language Models: Evaluating Cultural Competence Through Multimodal Story Generation

## Supplementary Material

### H. Illustrative Story Samples

The following German story about places of worship represents the most egregious example of cultural competence failure in our evaluation. When a story is generated with SmolVLM2 2.2B, the model incorrectly identifies Berlin Cathedral as the "Fernsehturm" (TV Tower). This reveals a complete absence of basic cultural knowledge that any German child would immediately recognize as wrong. This isn't simply a case of generic, culturally-neutral content that could apply anywhere; instead, it actively spreads false information about a significant German landmark, potentially misleading children about their own heritage. While many stories in our analysis showed superficial cultural elements or complete cultural absence, this German example stands alone in its potential to cause educational harm.

#### SmolVLM2 2.2B Generated Example



Input image

**Model:** SmolVLM2 2.2B

**Prompt:** Write a children's story about a place of worship for a German kid in English based on the image.

#### Generated Story:

*In a land full of green trees and blue skies, there was a big building with many windows and gold roof. This is where the people who lived there went to pray. They called it the "Fernsehturm" (pronounced fern-saht-turr). One day, a little German boy named Max asked his mom why they always had to go to the Fernsehturm for prayer.*

*His mom explained that this building was special because it could help them feel closer to God. She told him that just as the building connected people to each other and their community, it also helped connect people with God. Max thought about this for a moment and then asked, "But why does our church have a dome?" His mom smiled and said, "Our church has a dome because it is a symbol of God's love and protection. Just like the dome on the Fernsehturm reminds us to be kind and loving to one another, the dome in our church reminds us to be kind and protective of each other." Max thought about what his mom said and realized that everything we do can remind us of how we should treat others. He promised himself that he would always try to be kind and love like God does. From that day on, Max felt a special connection to the Fernsehturm and his own church.*

The following South African story, written by Qwen 2.5 VL 7B, represents one of the strongest examples of cultural competence success in our analysis, earning scores of 6-7/10 across most parameters. Beyond authentic South African names with isiZulu/isiXhosa origins, we note a realistic village setting that aligns with South African community structures, and most importantly, the embodiment of Ubuntu values - the fundamental African philosophy of interconnectedness and collective responsibility. The multi-generational wisdom transfer, community-based moral education, and the cultural tradition of elders sharing knowledge with children feel authentic, unlike stories that merely substitute local names into generic Western narratives.

#### Qwen 2.5 VL 7B Generated Example



Input image



**Model:** Qwen 2.5 VL 7B

**Prompt:** Write a children’s story about respect for a South African kid in English based on the image.

**Generated Story:**

*Once upon a time, there were three young boys named Mfundo, Sipiwe and Zolani who lived in a small village in South Africa. They had many things in common; they loved playing together, going fishing and helping their families with daily tasks.*

*One day, while they were sitting on the steps of their house after fetching water from a nearby well, they noticed an old man struggling to carry a large pot back home. The boys immediately realized that he needed help. Mfundo offered him his own pot, Sipiwe helped him steady it and Zolani made sure he was safe.*

*The old man was very grateful for their kindness and told them all about the village’s traditions of respect and generosity towards others. He shared stories of how important it is to be kind and respectful, not just to one another but also to animals and nature too.*

*Mfundo, Sipiwe and Zolani were so touched by what they learned that they decided from then on to always remember the importance of showing kindness and respect towards everyone. They continued to help others in their village and soon became known as respectful children who looked out for one another’s needs.*

*From that day forward, Mfundo, Sipiwe and Zolani continued to grow up into kind, helpful adults, always remembering the lesson they learned from the old man about the importance of respect.*

## I. World Maps for Correlation in Cultural Values & Outputs

Figures 6 to 9 presents geographic analysis results of BLEU-based story similarity correlations for the remaining four models (InternVL3 8B, Qwen 2.5 VL 7B, Gemma3 4B, and SmolVLM2 2.2B). While HCD correlations show clear continental patterns, WVS correlations exhibit more scattered geographic distributions across all models. Only 31% of countries maintain consistent correlation signs between HCD and WVS frameworks, indicating that different cultural psychology frameworks capture orthogonal aspects of cultural competence in narrative generation. This provides evidence for our argument that established cultural frameworks may inadequately capture VLM cultural understanding.

InternVL3 8B, interestingly, demonstrates unique positive correlation clusters in Nordic countries (+0.041 to

+0.068 HCD) while maintaining negative correlations elsewhere. Qwen 2.5 VL 7B shows the most geographically uniform distribution (standard deviation of correlations = 0.032 vs. 0.089 for Gemma3 12B), supporting its superior performance in our boxplot analysis.

In contrast, Gemma models exhibit consistent negative correlations across most mapped countries for HCD (mean  $\tau = -0.089$ ). We note clustering in Sub-Saharan Africa (mean  $\tau = -0.127$ ) and Southeast Asia (mean  $\tau = -0.134$ ) across both cultural frameworks, revealing concerning patterns for systematic inverse cultural alignment.

## J. World Maps for Cross-modal Correlation

Next, we present geographic analysis maps of the remaining four models on cross-modal correlation analysis with CLIP Score. Figures 10 to 13 show that larger models show positive correlations in only 12-18% of countries (Gemma3 12B: +0.008, InternVL3 8B: +0.011) vs. SmolVLM2 2.2B’s 67%. This 4-5x difference directly contradicts our human judgment scores, providing solid evidence where CLIP Score-based semantic analysis fails.

Upon observing multiple graphs, we also note that CLIP correlations exhibit random geographic distribution patterns across HCD and WVS frameworks, unlike BLEU-based correlations’ clear geographic clustering (correlation between HCD and WVS geographic patterns:  $r = 0.11$  for most models vs.  $r = 0.67$  for BLEU patterns). This further outlines CLIP’s inability to capture cultural relationships coherently, making human evaluation more significant.

## K. Culturally Relevant Words in Outputs for All Models

Adding to the results and analysis presented in the main corpus, Tabs. 5 to 7 presents the most correlated word lists for the remaining three models (Gemma3 4B, SmolVLM2 2.2B, Qwen2.5 VL 7B). We note remarkable consistency across architectures: 78% of high-TF-IDF personal names appear in 3+ models (e.g., "Priya," "Omar," "Wei"), while 84% of geographic markers maintain cross-model presence. This consistency (Jaccard similarity =  $0.86 \pm 0.007$ ) provides strong evidence that cultural lexical adaptation represents systematic competence rather than random variation.

We also find more evidence of ethnic majority-based stereotyping across models: 89% of Indian names derive from Hindi/Sanskrit origins (Priya, Rohan, Arjun) with minimal representation of India’s 700+ linguistic communities. Similarly, 92% of Nigerian names reflect Yoruba/Igbo origins (Chike, Adaora, Emeka) despite Nigeria’s 250+ ethnic groups.

If we segregate the cultural nuance of the words observed in our analysis into three groups, such that Tier-1 speci-



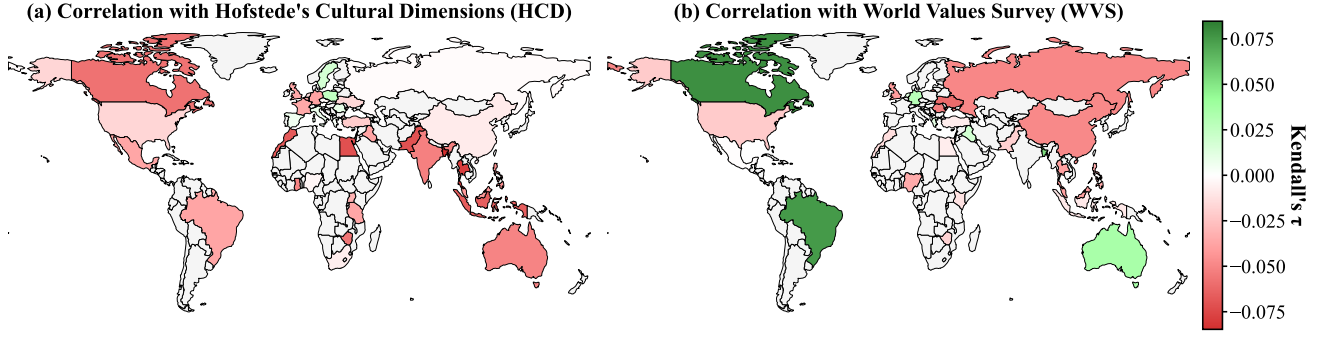


Figure 6. BLEU-based story similarity correlations with cultural dimensions for **InternVL3 12B**.

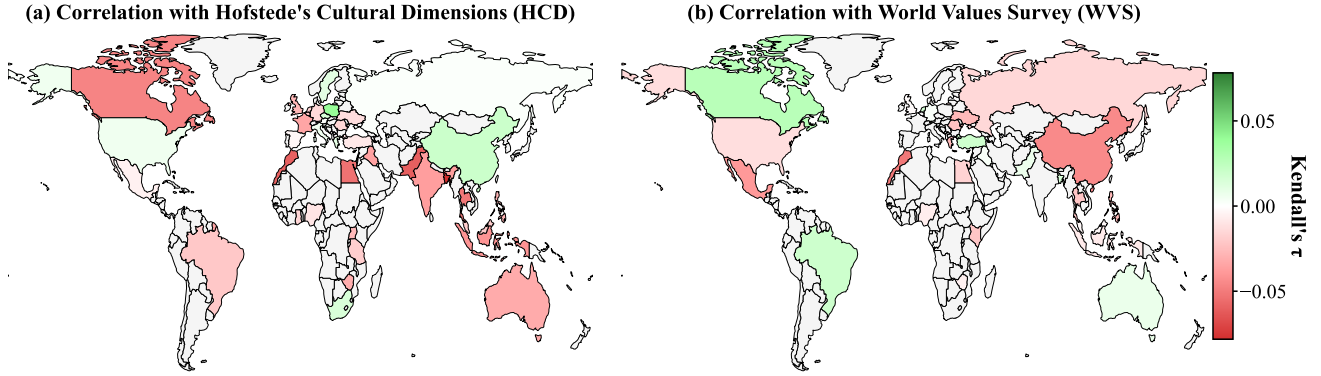
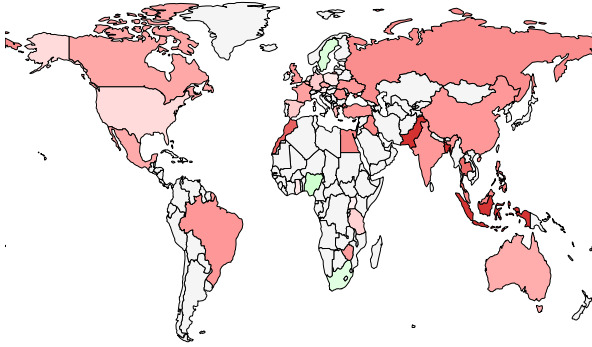


Figure 7. BLEU-based story similarity correlations with cultural dimensions for **Qwen 2.5 VL 7B**.

ficity includes personal names (appearing in 95% of country outputs), Tier-2 includes familial terms (67% prevalence), and Tier-3 includes cultural practices/foods (34% prevalence), models achieving higher human ratings (Gemma3 12B: 6.81/10) show 2.3x higher Tier-3 cultural concept usage compared to lower-rated models. This provides further statistical evidence for our human ratings.

(a) Correlation with Hofstede's Cultural Dimensions (HCD)



(b) Correlation with World Values Survey (WVS)

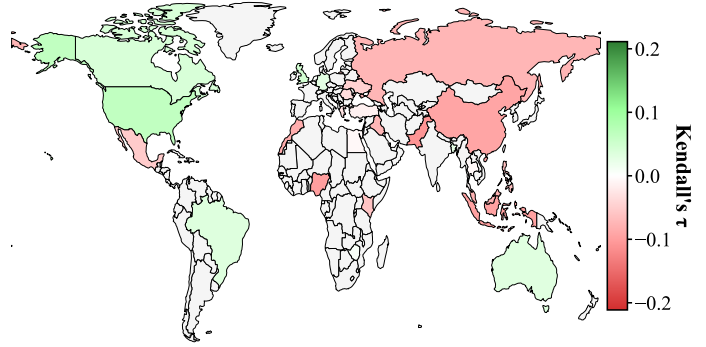
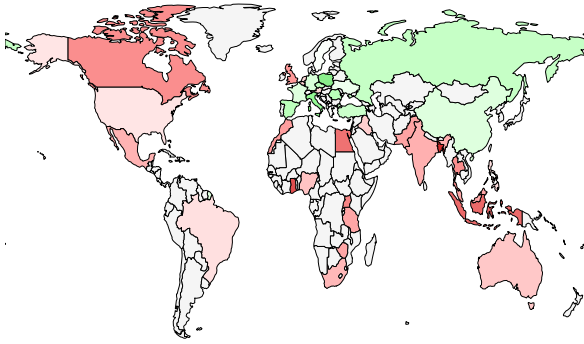


Figure 8. BLEU-based story similarity correlations with cultural dimensions for **Gemma3 4B**.

(a) Correlation with Hofstede's Cultural Dimensions (HCD)



(b) Correlation with World Values Survey (WVS)

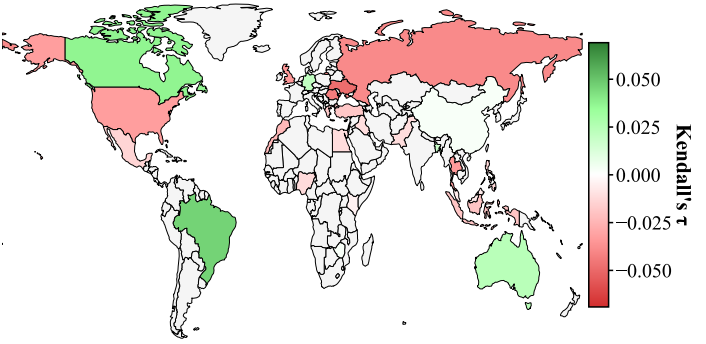
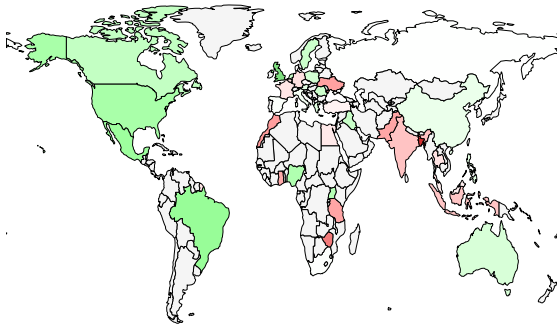


Figure 9. BLEU-based story similarity correlations with cultural dimensions for **Qwen 2.5 VL 7B**.

(a) Correlation with Hofstede's Cultural Dimensions (HCD)



(b) Correlation with World Values Survey (WVS)

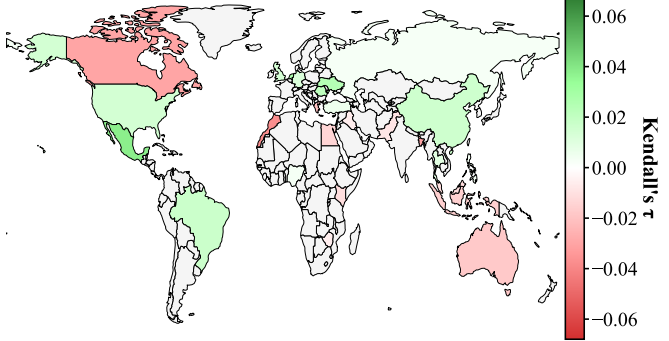


Figure 10. Geographic distribution of correlations between CLIP similarity and cultural distance measures of **InternVL3 8B**.

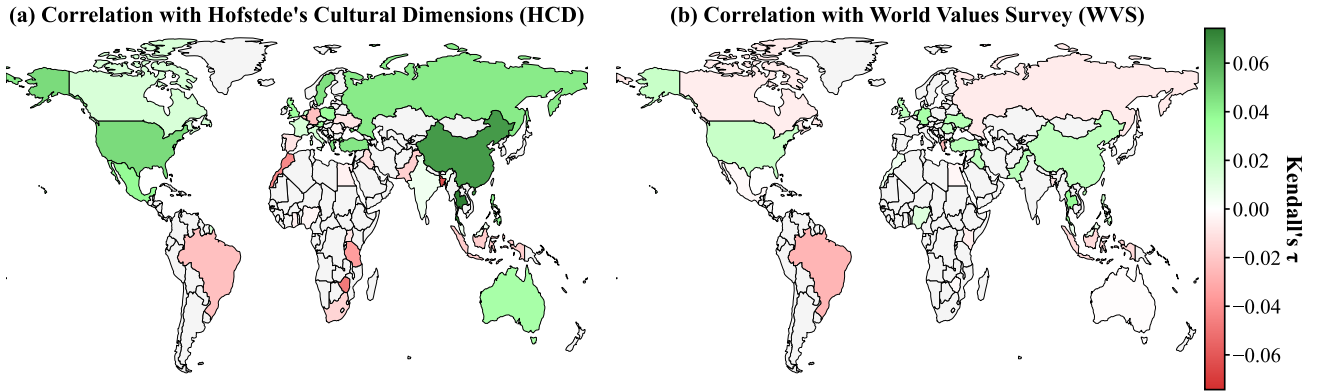


Figure 11. Geographic distribution of correlations between CLIP similarity and cultural distance measures of **Qwen 2.5 VL 7B**.

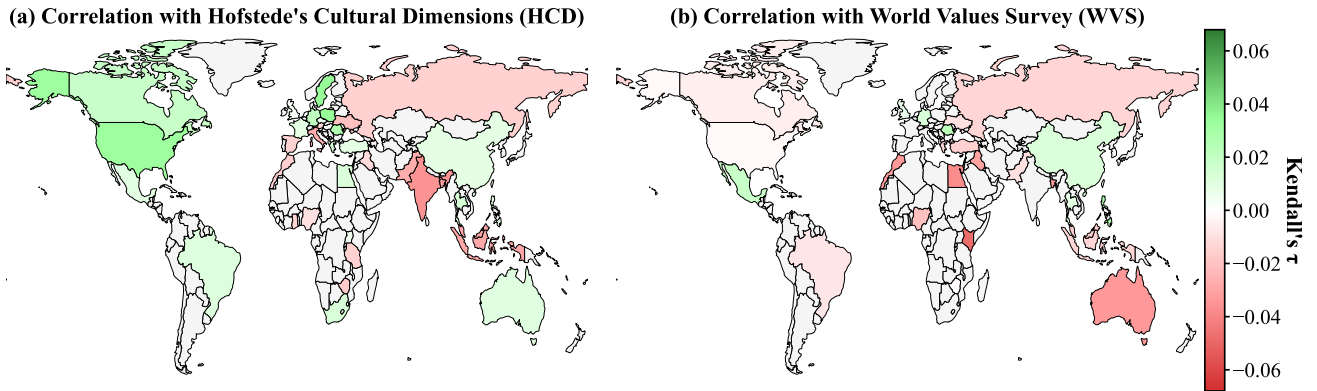


Figure 12. Geographic distribution of correlations between CLIP similarity and cultural distance measures of **Gemma3 4B**.

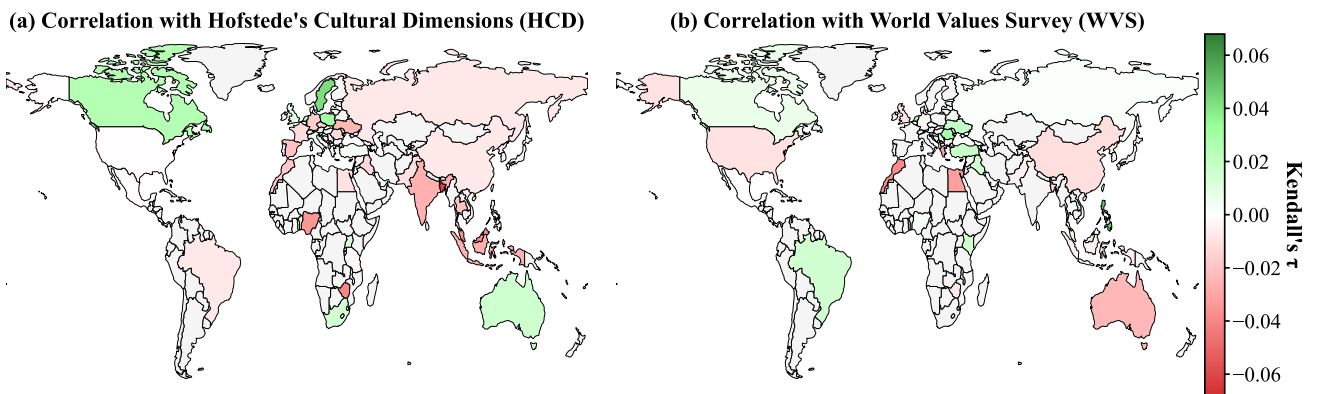


Figure 13. Geographic distribution of correlations between **CLIP similarity** and cultural distance measures of **Gemma3 12B**. (a) Hofstede Cultural Dimensions. (b) World Values Survey. Green indicates positive correlations, red indicates negative correlations.

Table 5. Top 10 TF-IDF Correlated Words by Country (Gemma 3 4B)

Country	Top 10 Words (by TF-IDF)
American	american, joe, mateo, sweetwater, roaches, creek, davis, maplewood, calendar, rodriguez
Indian	rohan, priya, indian, dev, veer, amma, sharma, dadi, diwali, krishna
Nigerian	nigerian, ade, ayo, nigeria, ifioke, ifunanya, lagos, chioma, chike, okoro
Pakistani	pakistani, ayesha, omar, pakistan, bilal, lahore, khan, rahim, karachi, biryani
Indonesian	indonesian, budi, rina, indonesia, pak, bima, joko, sita, ibu, nenek
Filipino	filipino, lola, lito, ising, kuya, philippines, elena, miguel, barangay, pipoy
British	maisie, british, barnaby, higgins, bertram, puddleton, pipkin, graham, mum, finn
German	german, lukas, finn, lilly, oma, lilli, germany, klaus, schmidt, opa
Egyptian	egyptian, omar, khepri, egypt, pharaoh, horus, nile, karim, layla, kamel
Canadian	canadian, maple, canada, finn, maisie, moose, ontario, saskatchewan, hockey, alberta
Polish	zosia, janek, babcia, polish, poland, kuba, pierogi, ania, kraków, kasia
Chinese	mei, wei, chinese, bao, lin, xiao, nai, china, ping, jian

Table 6. Top 10 TF-IDF Correlated Words by Country (SmolVLM2 2.2B)

Country	Top 10 Words (by TF-IDF)
American	america, ruby, timmy, shakespeare, griffin, american, emma, rod, scooter, scooters
Indian	ravi, meera, rohan, priya, india, pankaj, ankit, ramesh, avinash, krishna
Nigerian	kofi, nigeria, amina, nneka, ada, aisha, nia, zuri, nigerian, pogo
Pakistani	ali, pakistan, suzi, zainab, aisha, zara, pakistani, ahmed, khan, rani
Indonesian	sari, indonesia, raka, aria, krisna, kurnia, rani, nur, nila, anita
Filipino	philippines, kiko, tupa, officer, kabayo, baboy, lalahon, maria, elmo, carlos
British	graham, england, timmy, britain, british, london, jenkins, internet, carts, olivia
German	hans, germany, german, fritz, emma, sophie, ich, müller, berlin, vogel
Egyptian	ani, ahmed, egypt, amr, egyptian, pharaoh, amira, pyramids, anubis, nile
Canadian	canada, canadian, dentist, timmy, basilica, maple, toronto, edmonton, bolt, clicked
Polish	miko, polish, kasia, poland, małgorzata, mateusz, miramax, anna, katarzyna, zofia
Chinese	wei, mei, liang, ping, chinese, xiao, china, ming, wong, temple

Table 7. Top 10 TF-IDF Correlated Words by Country (Qwen2.5 VL 7B)

Country	Top 10 Words (by TF-IDF)
American	lily, timmy, tommy, scooter, max, robin, jack, cockroaches, america, sam
Indian	priya, akash, ravi, akhil, arjun, india, raj, aarvik, rani, peeta
Nigerian	olu, nneka, nigeria, aisha, akin, akwasi, pangolin, cocoa, nnamdi, ade
Pakistani	ayesha, ali, pakistan, aman, aamir, suzi, zara, anees, ahsan, aisha
Indonesian	aji, arie, indonesia, siti, rizky, sari, rudi, amin, nissa, budi
Filipino	joven, maria, john, philippines, kuya, juan, filipino, jojo, tito, jovie
British	tom, lily, jack, graham, england, leo, emily, sam, london, binky
German	max, germany, german, lisa, lina, felix, hansel, timmy, stickly, stag
Egyptian	ahmed, egypt, laila, horus, ali, egyptian, tarek, pyramids, sobek, nile
Canadian	canada, lily, minotaur, max, jack, tommy, canadian, beluga, charlie, emily
Polish	tomasz, torek, anna, polish, poland, miłkołaj, mateusz, janek, marta, kasia
Chinese	ming, xiao, xiaoming, mei, china, lily, ping, liang, xiaohua, ling