

# How Good are LLM-based Rerankers? An Empirical Analysis of State-of-the-Art Reranking Models

Abdelrahman Abdallah, Bhawna Piryani, Jamshid Mozafari, Mohammed Ali, Adam Jatowt

University of Innsbruck

{abdelrahman.abdallah, jamshid.mozafari, bhawna.piryani, mohammed.ali, adam.jatowt}@uibk.ac.at

## Abstract

In this work, we present a systematic and comprehensive empirical evaluation of state-of-the-art reranking methods, encompassing large language model (LLM)-based, lightweight contextual, and zero-shot approaches, with respect to their performance in information retrieval tasks. We evaluate in total 22 methods, including 40 variants (depending on used LLM) across several established benchmarks, including TREC DL19, DL20, and BEIR, as well as a novel dataset designed to test queries unseen by pretrained models. Our primary goal is to determine, through controlled and fair comparisons, whether a performance disparity exists between LLM-based rerankers and their lightweight counterparts, particularly on novel queries, and to elucidate the underlying causes of any observed differences. To disentangle confounding factors, we analyze the effects of training data overlap, model architecture, and computational efficiency on reranking performance. Our findings indicate that while LLM-based rerankers demonstrate superior performance on familiar queries, their generalization ability to novel queries varies, with lightweight models offering comparable efficiency. We further identify that the novelty of queries significantly impacts reranking effectiveness, highlighting limitations in existing approaches<sup>1</sup>.

## 1 Introduction

Text reranking, the task of refining retrieved documents to optimize relevance to a user query, is crucial for information retrieval (IR) systems, including web search (Yasser et al., 2018), open-domain question answering (Chen et al., 2017; Gruber et al., 2024), and retrieval-augmented generation (RAG) (Lewis et al., 2020; Abdallah et al., 2025e). Transformer-based models and large language models (LLMs), such as BERT (Devlin et al., 2019)

<sup>1</sup><https://github.com/DataScienceUIBK/llm-reranking-generalization-study>

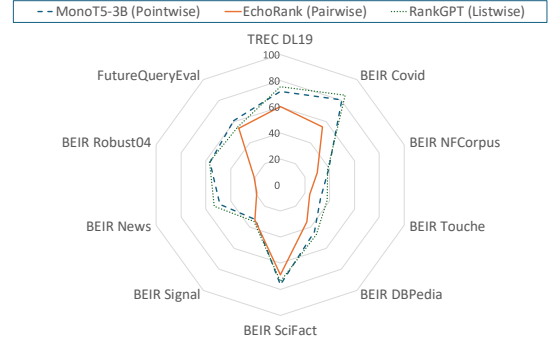


Figure 1: Radar chart comparing nDCG@10 performance of top pointwise (MonoT5-3B), pairwise (PRP-FLAN-UL2), and listwise (RankGPT-gpt-4) reranking methods across TREC DL19, all BEIR datasets, and FutureQueryEval. DL20 is excluded to maintain chart readability given the large number of datasets displayed.

and GPT-4 (Achiam et al., 2023), have advanced reranking with strong contextual understanding and zero-shot capabilities (Kojima et al., 2022).

However, the reliance on large training corpora raises concerns about generalization ability with respect to novel queries unseen during pretraining (Sun et al., 2023). Despite the emergence of LLM-based (Mao et al., 2024) and lightweight rerankers like ColBERT (Khattab and Zaharia, 2020), claims of superior performance often lack rigorous evidence due to data contamination in standard datasets. As noted by Yu et al. (2022); Abdallah and Jatowt (2023); Mozafari et al. (2024), existing benchmark questions are typically gathered years ago, which raises the issue that existing LLMs already possess knowledge of these questions. This contamination risk is acknowledged even by model developers, with OpenAI (Achiam et al., 2023) noting the potential risk of contamination of the existing benchmark test set. Recent advances have introduced additional reranking paradigms beyond the traditional pointwise, pairwise, and listwise approaches. Setwise reranking (Zhuang et al., 2024) processes documents in

sets rather than individually or in pairs, offering a middle ground between pairwise and listwise complexity. TourRank (Chen et al., 2025) introduces a tournament-style ranking approach that recursively compares document subsets. Additionally, specialized LLM-based rerankers like DynRank (Abdallah et al., 2025b), ASRank (Abdallah et al., 2025c), and RankLLaMA (Ma et al., 2024).

Current reranking models are typically benchmarked on standard datasets like TREC DL19, DL20 (Craswell et al., 2020), and BEIR (Thakur et al., 2021) containing well-studied queries (Khat-tab and Zaharia, 2020; Zhuang et al., 2023a). We hypothesize that reranker performance varies with novel queries, affecting efficiency and robustness. We introduce FutureQueryEval, a dataset with queries absent from LLM training until May 2025, for fair evaluation. Figure 1 compares pointwise, pairwise, and listwise methods across TREC DL19, BEIR, and FutureQueryEval, showing generalisation challenges. Our analysis investigates these factors by comparing state-of-the-art rerankers, including LLM-based, lightweight, and zero-shot models, on both standard benchmarks and our custom dataset. We also explore the interplay of model architecture, training data overlap, and computational efficiency, shedding light on the trade-offs that influence reranking performance.

**Contributions.** 1) We introduce a novel dataset with queries absent from LLM training data until May 2025, enabling unbiased evaluation of reranking methods. 2) We systematically compare LLM-based, lightweight, and zero-shot reranking approaches on TREC DL19, DL20, BEIR, and our custom dataset. 3) We analyze key factors affecting reranking performance, including generalization to novel queries, computational efficiency, and model architecture. 4) Our findings provide actionable insights into the robustness and scalability of reranking methods, guiding the development of future IR systems.

## 2 Related Work

Large language models (LLMs) have transformed information retrieval (IR) by enabling semantic understanding and zero-shot ranking capabilities. Retrieval-Augmented Generation (RAG) (Jiang et al., 2024) integrates retrieval with LLM generation to enhance response quality. Reranking (Abdallah et al., 2025c) refines retrieved documents, prioritizing relevance to improve RAG outcomes

and reduce LLM hallucinations. Gao et al. (2023) highlight reranking’s role in evolving RAG frameworks, boosting accuracy in tasks like question answering. Zhao et al. (2024) note that reranking supports multimodal RAG, mitigating data leakage by refining diverse data types. Yu et al. (2025) propose metrics like relevance to evaluate reranking’s impact, emphasizing robust strategies for reliable RAG performance. Fairness in LLM-based ranking is critical for equitable applications. Wang et al. (2024) find that LLMs like GPT and Llama2 under-represent groups on the TREC Fair Ranking dataset, with exposure disparities up to 15%. Traditional methods like FA\*IR (Zehlike et al., 2017) and exposure metrics (Singh and Joachims, 2018) struggle with LLMs’ opaque decisions, underscoring the need for fairness-aware ranking approaches.

## 3 Reranking Approaches

Reranking in information retrieval (IR) refines an initial set of retrieved documents to optimize their relevance to a query, a critical step in applications like web search and question answering. With the rise of pretrained language models (PLMs) and large language models (LLMs), reranking methods have evolved into three primary categories: pointwise, pairwise, and listwise. These approaches differ in how they score and order documents, balancing effectiveness, efficiency, and generalization. This section presents an overview of key types of reranking methods, detailing their methodologies, and key implementations.

### 3.1 Pointwise Reranking

Pointwise reranking assigns independent relevance scores to query-document pairs, computed by classification or regression, and sorts documents by scores. With  $O(n)$  complexity, this approach is efficient for large-scale use yet it suffers from the lack of explicit consideration of inter-document dependencies, thus preventing relative relevance modeling.

Transformer-based models have advanced pointwise reranking. Nogueira and Cho (2019) proposed **monoBERT**, using BERT for binary classification, concatenating query and document to output a relevance score via the [CLS] token. This method performs strongly on MS MARCO and TREC in multi-stage pipelines. Nogueira et al. (2020) introduced **MonoT5**, adapting T5 with a prefix (e.g., “Query: q Document: d Relevant:”) to predict “true” or “false” for relevance, using the

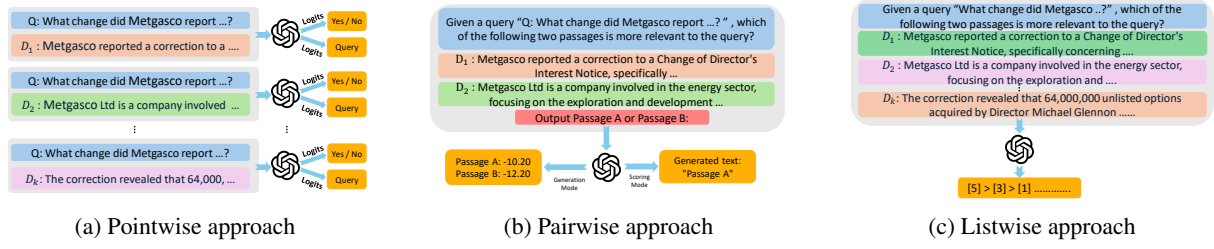


Figure 2: Illustration of reranking approaches: (a) Pointwise approach, scoring each query-document pair independently; (b) Pairwise approach, comparing pairs of documents to determine relative relevance; (c) Listwise approach, processing multiple documents simultaneously to generate a reordered list.

“true” token’s probability as the score. MonoT5 surpasses monoBERT on MS MARCO and excels in zero-shot settings on TREC 2004 Robust Track. Zhuang et al. (2023b) developed **RankT5**, directly outputting numerical scores with encoder-decoder or encoder-only architectures, fine-tuned with ranking losses for efficiency. Laitz et al. (2024) presented **InRanker**, distilling MonoT5-3B into smaller models (60M, 220M parameters) for zero-shot reranking, trained on MS MARCO and synthetic BEIR labels via InPars, achieving  $50\times$  size reduction (Bonifacio et al., 2022). Finally, UPR (Sachan et al., 2022), ASRANK (Abdallah et al., 2025c) and DynRank (Abdallah et al., 2025b) explored unsupervised methods scoring relevance as the query’s likelihood given a passage using a pretrained model with a prompt. This approach generalizes to new domains without the need for task-specific training.

### 3.2 Pairwise Reranking

Pairwise reranking compares document pairs to determine relative relevance, aggregating results to form a ranking. With  $O(n^2)$  complexity for all-pair comparisons, optimized variants achieve  $O(n \log n)$  or  $O(n)$ . It excels in precise differentiation but faces scalability and transitivity challenges.

LLM-based pairwise methods leverage large language models for effective reranking. Qin et al. (2023) introduced Pairwise Ranking Prompting (PRP), prompting an LLM (e.g., FlanUL2) to select the more relevant document from a query-document pair, using scoring APIs for reliability (Qin et al., 2023). Variants include PRP-Allpair (win-ratio aggregation), PRP-Sorting (Heapsort,  $O(n \log n)$ ), and PRP-Sliding-K (sliding window,  $O(n)$ ), with FlanUL2 outperforming InstructGPT by 10% in NDCG@10 on TREC-DL2019/2020. Similarly, Jiang et al. (2023) proposed PAIR-RANKER within the LLM-BLENDER framework,

encoding query and two LLM outputs with a cross-attention Transformer (e.g., RoBERTa) to compute confidence scores, aggregated via MaxLogits or bubble sort ( $O(n)$ ) (Jiang et al., 2023). Evaluated on MixInstruct, PAIRRANKER achieves a 68.59% top-3 ranking rate, surpassing pointwise baselines. Rashid et al. (2024) developed **EcoRank**, a budget-conscious two-stage pipeline (Rashid et al., 2024). A costly LLM (e.g., FlanT5-XL) filters passages via pointwise classification, followed by pairwise comparisons using a cheaper LLM (e.g., FlanT5-L) with a sliding window, balancing cost and quality.

### 3.3 Listwise Reranking

Listwise reranking processes a query and multiple documents simultaneously, outputting a reordered list by capturing inter-document relationships. With  $O(n)$  complexity, it offers superior accuracy over pointwise and pairwise methods but faces challenges with long input contexts and positional biases when using large language models (LLMs).

LLM-based listwise methods use prompting for zero-shot reranking. Sun et al. (2023) introduced **RankGPT**, using ChatGPT or GPT-4 to generate passage identifier permutations (e.g., “[2] > [3]”) with a sliding window to handle token limits. Ma et al. (2023) proposed **LRL**, employing GPT-3 to reorder passages via a simple prompt and sliding window strategy. Pradeep et al. (2023a) developed **RankVicuna**, a 7B-parameter LLM distilled from RankGPT3.5, using shuffled inputs for robustness. Pradeep et al. (2023b) presented **RankZephyr**, a 7B LLM fine-tuned on RankGPT4 data with multiple reranking passes for enhanced performance.

Efficiency-focused listwise methods optimize latency and context handling. Yoon et al. (2024) introduced **ListT5**, using T5’s Fusion-in-Decoder to encode query-passage pairs and decode sorted identifiers with  $O(n + k \log n)$  complexity.

Table 1: Comparison of pointwise, pairwise, and listwise reranking challenges.  $n$  is the number of documents per query.  $O(n)$  for listwise assumes sliding window or tournament sort, as full permutation is impractical.

Method	# of LLM API Calls	Generation API	Scoring API	Require Calibration	Sensitivity to Input Order
Pointwise	$O(n)$	No	Yes	Yes	Low
Pairwise	$O(n^2), O(n \log n), O(n)$	Yes	Yes	No	Medium
Listwise	$O(n)$	Yes	No	No	High

Reddy et al. (2024) proposed **FIRST**, generating rankings from first-token logits, decreasing latency by 50% using joint loss training (Reddy et al., 2024). Liu et al. (2025) presented **PE-Rank**, using passage embeddings and dynamic decoding to reduce latency by  $4.5\times$  (Liu et al., 2025). Chen et al. (2024) developed **ICR**, leveraging LLM attention weights for  $O(1)$  reranking, outperforming RankGPT on TREC and BEIR (Chen et al., 2024).

#### 4 Challenges in Reranking with LLM

Reranking refines retrieved documents to match queries in information retrieval (IR). LLMs enable zero-shot reranking but face challenges due to their general-purpose design, hindering performance compared to fine-tuned rankers. Issues include computational complexity, API reliance, and prediction inconsistencies across pointwise, pairwise, and listwise methods.

**Pointwise Reranking Challenges** Pointwise methods score query-document pairs independently as classification or regression, sorting by scores with  $O(n)$  complexity. A prompt (Figure 2a) yields a relevance judgment (e.g., “Yes” or “No”), with scores defined as:

$$s_i = \begin{cases} 1 + p(\text{Yes}), & \text{if output is Yes} \\ 1 - p(\text{No}), & \text{if output is No} \end{cases} \quad (1)$$

where  $p(\text{Yes})$  and  $p(\text{No})$  are scoring probabilities. Challenges include inconsistent score calibration across prompts, unnecessary for ranking (Desai and Durrett, 2020), and reliance on scoring APIs, limiting compatibility with generation-only LLMs like GPT-4 (Laitz et al., 2024; Sachan et al., 2022).

**Pairwise Reranking Challenges** Pairwise methods compare document pairs for relative relevance, aggregating results with complexity from  $O(n^2)$  to  $O(n)$ . A prompt (e.g., PRP) selects the more relevant document, scoring  $d_i$  as:

$$s_i = \sum_{j \neq i} (\mathbb{I}_{d_i > d_j} + 0.5 \cdot \mathbb{I}_{d_i = d_j}), \quad (2)$$

where  $\mathbb{I}_{d_i > d_j}$  indicates preference (Qin et al., 2023). High complexity for large  $n$  and inconsistent judgments for subtle differences (Jiang et al., 2023) pose challenges, amplified by sensitivity to initial retrieval quality.

**Listwise Reranking Challenges** Listwise methods process queries and documents together, outputting reordered lists (Figure 2c) with  $O(n)$  complexity. Long inputs exceed LLM context limits, requiring sliding windows or tournament sorts (Sun et al., 2023; Tamber et al., 2023; Yoon et al., 2024). Prediction failures, such as missing documents or inconsistent rankings due to input order sensitivity, and reliance on generation APIs (Ma et al., 2023; Pradeep et al., 2023a) reduce reliability of listwise reranking.

Table 1 summarizes the above-mentioned challenges, highlighting sensitivity to input order across methods.

#### 5 Results and Discussion

This section evaluates pointwise, pairwise, and listwise reranking methods across IR benchmarks and open-domain datasets, assessing performance, robustness, and generalization to novel queries. It includes three parts: Experimental Setup, Datasets, and Performance Analysis.

##### 5.1 Experimental Setup

We compared reranking methods in three categories: pointwise (e.g., MonoT5, RankT5, In-Ranker, FlashRank), pairwise (e.g., PRP, EcoRank), and listwise (e.g., ListT5, RankGPT, RankVicuna). Pointwise methods score query-document pairs independently, pairwise methods compare document pairs, and listwise methods optimize entire document lists. Models were sourced from public repositories (e.g., Hugging Face) with default settings using Rankify Framework (Abdallah et al., 2025d) and we integrated the results with RankArena Leaderboard (Abdallah et al., 2025a). For the initial retrieval, we used BM25 to pull the top 100 documents per query, which the rerankers then reordered using Pyserini (Lin et al., 2021). We



Method	Model	DL19	DL20	Covid	NFCorpus	Touche	DBPedia	SciFact	Signal	News	Robust04
UPR	T5-Small	49.94	47.07	62.81	30.46	21.54	31.98	61.68	29.71	27.41	33.14
	T5-Base	55.12	53.94	64.12	31.12	19.42	34.28	65.56	30.50	27.32	33.40
	T5-Large	58.33	56.05	68.69	31.71	18.94	35.35	65.44	32.80	25.25	34.48
	T0-3B	60.18	59.55	68.83	33.48	23.97	34.41	71.21	33.02	39.10	41.74
	FLAN-T5-XL	53.85	56.02	68.11	35.04	19.69	30.91	72.69	31.91	43.11	42.43
	GPT2	50.71	44.98	62.31	31.87	18.24	29.11	64.95	32.31	31.31	34.27
	GPT2-medium	51.70	49.62	63.72	31.93	16.59	30.11	65.11	32.02	32.08	35.31
FlashRank	GPT2-large	52.48	0.467	63.23	33.62	16.72	30.76	32.49	66.59	30.85	34.69
	TinyBERT	67.68	60.65	61.48	32.85	32.72	36.04	64.08	31.85	37.53	41.37
	MiniLM <sup>2</sup>	70.80	66.27	69.06	33.02	34.77	42.77	66.28	33.62	44.54	47.18
	MultiBERT	31.29	28.47	39.62	26.84	25.17	17.56	29.14	17.39	23.13	23.09
	T5-Flan	21.79	17.02	38.61	18.11	8.23	7.77	8.29	6.57	12.06	15.40
MonoT5	MiniLM <sup>3</sup>	70.40	65.60	69.66	32.80	34.61	39.75	59.14	28.10	41.44	46.09
	Base	70.81	67.21	72.24	34.81	38.24	42.01	73.14	30.47	45.12	51.24
	Base-10k	71.38	66.31	74.61	35.69	37.86	42.09	73.39	32.14	46.09	51.69
	Large	72.12	67.11	77.38	36.91	38.31	41.55	73.67	33.17	47.54	56.12
	Large-10k	72.12	67.11	77.38	36.91	38.31	41.55	73.67	33.17	47.54	56.12
	mT5-Base	70.81	64.77	73.77	34.36	35.62	40.11	71.17	29.79	45.34	48.99
RankT5	3B	71.83	68.89	80.71	38.97	32.41	44.45	76.57	32.55	48.49	56.71
	T5-base	72.13	67.91	75.63	34.99	41.24	42.39	73.37	30.86	44.07	52.19
	T5-large	72.82	67.37	75.45	36.27	39.34	42.90	74.84	32.53	46.81	54.48
Inranker	T5-3b	71.09	68.67	80.43	37.43	40.41	42.69	76.58	31.77	48.05	55.91
	Inranker-small	69.81	61.68	77.75	35.47	28.83	44.51	74.90	29.37	46.29	50.91
	Inranker-base	71.84	66.30	79.84	36.58	28.97	46.50	76.18	30.46	47.88	54.27
Transformer Ranker	Inranker-3b	72.71	67.09	81.75	38.25	29.24	47.62	78.31	32.20	49.63	62.47
	mxbai-rerank-xsmall	68.95	63.11	80.80	34.44	39.44	42.5	68.73	29.40	53.00	53.87
	mxbai-rerank-base	72.49	67.15	84.00	35.64	34.32	42.50	72.33	30.20	51.92	55.59
	mxbai-rerank-large	71.53	69.45	85.33	37.08	36.90	44.51	75.10	31.90	51.90	58.67
	bge-reranker-base	71.17	66.54	67.50	31.10	34.30	41.50	70.60	28.40	39.50	42.90
	bge-reranker-large	72.16	66.16	74.30	34.80	35.60	43.70	74.10	30.50	43.40	49.90
	bge-reranker-v2-m3	72.19	66.98	74.79	33.84	39.85	41.93	73.48	31.36	45.84	48.44
	bce-reranker-base	70.45	64.13	67.59	33.90	27.50	38.14	70.15	27.31	40.48	48.13
	jina-reranker-tiny	70.43	65.31	77.15	37.24	31.04	42.14	73.42	32.25	42.27	47.41
	jina-reranker-turbo	70.35	63.62	77.97	37.29	30.80	41.75	74.53	28.46	42.79	44.19
Splade Reranker	Splade Cocondenser	71.47	66.18	68.87	34.95	37.96	41.25	68.72	32.27	43.28	47.51
Sentence Transformer Reranker	all-MiniLM	63.84	60.40	70.83	33.10	29.23	34.87	65.63	28.50	45.42	46.03
	GTR-T5-base	68.09	62.40	70.10	32.02	32.70	36.20	60.23	30.79	43.24	45.38
	GTR-T5-large	67.23	63.33	69.50	33.03	32.84	38.20	62.41	31.19	44.32	46.98
	GTR-T5-xl	67.55	64.51	69.63	33.39	34.28	38.76	63.65	31.10	45.73	47.95
	GTR-T5-xxl	68.53	64.07	72.70	34.02	36.77	39.90	65.62	31.37	47.01	49.67
	sentence-T5-base	51.15	49.37	66.02	30.17	24.63	33.67	47.29	29.78	41.71	48.24
	sentence-T5-xl	54.95	53.22	67.01	31.72	29.78	36.38	50.73	31.22	43.58	48.33
	sentence-T5-xxl	60.61	58.37	72.55	34.76	30.88	40.52	60.23	31.05	49.51	52.45
	sentence-T5-large	55.36	54.20	63.57	30.23	28.08	31.89	47.40	30.56	42.94	47.06
	msmarco-bert-co-condensor	56.34	53.50	62.20	28.38	20.12	31.93	53.04	31.16	36.56	36.99
colbert reranker	colbert-v2	69.02	66.78	72.6	33.70	35.51	45.20	67.74	33.01	41.21	45.83
monoBERT	BERT (340M)	70.50	67.28	70.01	36.88	31.75	41.87	71.36	31.44	44.62	49.35
Cohere Rerank-v2	-	73.22	67.08	81.81	36.36	32.51	42.51	74.44	29.60	47.59	50.78
Promptagator++	-	-	-	76.2	37.0	38.1	43.4	73.1	-	-	-
TWOLAR	TWOLAR-Large	72.82	67.61	84.30	35.70	33.4	47.8	75.6	33.9	52.7	58.3
	TWOLAR-XL	73.51	70.84	82.70	36.60	37.1	48.0	76.5	33.8	50.8	57.9
RankLLaMA	LLaMA-2-7B	74.3	72.1	85.2	30.3	40.1	48.3	73.2	-	-	-
	LLaMA-2-13B	-	-	86.1	28.4	40.6	48.7	73.0	-	-	-

Table 2: Performance comparison (nDCG@10) of various pointwise reranking models across standard TREC Deep Learning (DL19, DL20) and multiple BEIR benchmark datasets.

measured performance with nDCG@10 for TREC DL19, DL20, and BEIR datasets (Covid, NFCorpus, Touche, DBPedia, SciFact, Signal, News, Robust04), and Top-1, Top-10, and Top-50 accuracy for open-domain datasets (Natural Questions and WebQuestions). All experiments were ran on a cluster with NVIDIA A100 GPUs, and we averaged results over three runs with different random seeds to ensure consistency.

## 5.2 Datasets

We tested rerankers on diverse datasets. TREC DL19 (43 queries) and DL20 (54 queries) simulate web search with graded relevance (0–3). BEIR includes eight datasets—Covid, NFCorpus, Touche, DBPedia, SciFact, Signal, News, Robust04—for

zero-shot generalization across domains. Natural Questions (NQ) and WebQuestions (WebQ) test factual retrieval in open-domain QA. Future-QueryEval, with queries unseen until May 2025, evaluates novel query generalization (Section 6). These datasets assess in-domain, out-of-domain, and novel query performance.

## 5.3 Performance Analysis

We analyze pointwise, listwise, and pairwise reranking performance based on Tables 2, 3, 4, and 5, focusing on key trends and implications for IR systems.

**Pointwise Reranking:** Table 2 highlights pointwise methods, which score documents independently. InRanker-3b excels (72.71 on DL19,

81.75 on Covid, and 62.47 on Robust04), leveraging distillation for strong semantic understanding, especially in scientific datasets (78.31 SciFact). MonoT5-3B (71.83 DL19, 80.71 Covid) and TWOLAR-XL (73.51 DL19, 82.70 Covid) follow closely, benefiting from IR-specific fine-tuning. Lighter models like FlashRank-MiniLM (70.40 DL19) and Transformer Ranker-mxbai-rerank-base (84.00 Covid) offer efficiency with competitive accuracy. UPR-T0-3B lags (60.18 DL19), showing zero-shot limitations. All methods struggle on Touche (e.g., InRanker-3b: 29.24) and Signal, likely due to mismatched training data.

**Listwise Reranking:** Table 3 shows listwise methods, which optimize document interactions. RankGPT-gpt-4 leads (75.59 DL19, 85.51 Covid), excelling in nuanced relevance. Zephyr-7B (74.22 DL19, 80.70 Covid) and ListT5-3b (71.80 DL19, 84.70 Covid) perform strongly, balancing accuracy and efficiency. LiT5-Distill-xl (72.45 DL19) scales well, but smaller models like InContext-Mistral-7B (59.2 DL19) falter due to context constraints. Touche remains challenging (e.g., ListT5-3b: 33.60), reflecting difficulties with argumentative queries.

**Pairwise Reranking:** Table 4 evaluates pairwise methods, comparing document pairs. PRP-FLAN-UL2 performs best (72.65 DL19, 79.45 Covid), adept at fine-grained judgments but less scalable due to quadratic complexity. EcoRank-Flan-T5-xl (59.62 DL19, 55.51 Covid) prioritizes efficiency, sacrificing accuracy. Pairwise methods underperform on Touche (e.g., PRP-FLAN-UL2: 37.89), struggling with subjective relevance.

For additional comparisons, including smaller model variants and complete tables, see Appendix B and Appendix C (Tables 2 and 13).

**Reranking on Open-Domain QA:** Table 5 evaluates reranking on open-domain QA tasks (NQ, WebQ). BM25 baselines at 23.46% Top-1 (NQ) and 19.54% (WebQ). Fine-tuned models excel: LiT5-Distill-xl-v2 (47.92% NQ, 41.53% WebQ), RankT5-3b (47.17% NQ, 40.40% WebQ), and TWOLAR-XL (46.84% NQ, 41.68% WebQ) lead, adept at factual queries. RankGPT-llamav3.1-8b (41.55% NQ) follows. Efficient models like FlashRank-MiniLM (34.70% NQ, 31.84% WebQ) balance performance and speed. EcoRank-Flan-T5-XL (41.68% NQ) and InContext-llamav3.1-8b (15.15% NQ) lag, struggling with QA contexts.

Pointwise and listwise methods outperform pairwise in open-domain tasks.

For additional comparisons, including smaller model variants and complete tables, see Appendix D (Tables 14).

## 5.4 Discussion and Implications

Our comprehensive evaluation reveals several novel insights beyond traditional performance reporting:

**Temporal Generalization Gap:** Comparing performance on established benchmarks (Tables 2-4) versus FutureQueryEval (Tables 6-8) reveals a consistent 5-15% performance drop across all method categories, indicating significant temporal sensitivity in reranking models. This suggests that claims of "generalization" based on standard benchmarks may be overstated.

**Method-Specific Degradation Patterns:** Listwise methods show the smallest performance drop on novel queries (avg. 8% degradation) compared to pointwise (12%) and pairwise (15%) methods, suggesting that inter-document modeling provides better robustness to unseen content.

**Scale vs. Robustness Trade-off:** While larger models generally perform better on established benchmarks, the performance gap narrows significantly on FutureQueryEval, indicating diminishing returns of scale for novel query generalization.

**Domain-Specific Vulnerabilities:** All methods struggle disproportionately with argumentative (Touche) and informal (Signal) domains, suggesting systematic gaps in current training paradigms rather than random performance variations.

## 6 FutureQueryEval

Reranking models are expected to generalize beyond their pretraining corpora, yet most benchmarks—like TREC DL19, DL20, and BEIR—contain queries and documents that may overlap with the training data of LLMs (Yu et al., 2022). To ensure evaluations are performed on unseen, truly novel content, we introduce **Future-QueryEval**, a dataset designed to test reranking models on queries and documents collected after April 2025. The dataset comprises 148 queries across seven diverse topical categories (e.g., Technology, Sports, Politics). Each query is paired with manually annotated documents collected post-April 2025, ensuring they are out-of-distribution for most existing LLMs. Relevance was assigned

Method	Model	DL19	DL20	Covid	NFCorpus	Touche	DBPedia	SciFact	Signal	News	Robust04
InContext	Mistral-7B	59.2	53.6	63.9	33.2	-	31.4	72.4			
	Llama-3.18B	55.7	51.9	72.8	34.7	-	35.3	76.1			
RankGPT	Llama-3.2-1B	47.13	44.93	59.29	31.43	37.20	26.04	67.49	26.94	38.76	38.14
	Llama-3.2-3B	58.05	53.33	68.18	31.86	37.23	36.14	67.32	32.75	42.49	44.83
	gpt-3.5-turbo	65.80	62.91	76.67	35.62	36.18	44.47	70.43	32.12	48.85	50.62
	gpt-4	75.59	70.56	85.51	38.47	38.57	47.12	74.95	34.40	52.89	57.55
	llama 3.1 8b	58.46	59.68	69.61	33.62	37.98	37.25	69.82	32.95	43.90	49.59
ListT5	listt5-base	71.80	68.10	78.30	35.60	33.40	43.70	74.10	33.50	48.50	52.10
	listt5-3b	71.80	69.10	84.70	37.70	33.60	46.20	77.0	33.80	53.20	57.80
lit5dist	LiT5-Distill-base	72.46	67.91	70.48	32.60	33.69	42.78	56.35	34.16	41.53	44.32
	LiT5-Distill-large	73.18	70.32	73.71	34.95	33.46	43.17	66.70	30.88	44.41	52.46
	LiT5-Distill-xl	72.45	72.46	72.97	35.81	32.76	43.52	71.88	31.23	46.59	53.77
	LiT5-Distill-base-v2	71.63	69.13	70.53	34.23	34.25	43.18	67.24	33.28	45.25	48.00
	LiT5-Distill-large-v2	72.15	67.78	73.10	34.05	34.55	43.35	69.30	31.16	42.42	50.95
	LiT5-Distill-xl-v2	71.94	71.93	73.08	34.68	34.29	44.59	69.68	32.76	45.88	51.70
lit5score	LiT5-Score-base	68.59	66.04	66.47	32.72	32.84	36.49	57.52	24.01	41.44	45.12
	LiT5-Score-large	71.01	66.43	69.84	33.64	30.71	37.85	62.48	24.81	43.35	47.42
	LiT5-Score-xl	69.36	65.56	69.66	34.36	29.09	39.10	67.50	24.07	44.95	52.88
Vicuna Reranker	Vicuna 7b	67.19	65.29	78.30	32.95	32.71	43.28	70.49	32.87	44.98	47.83
Zephyr Reranker	Zephyr 7B	74.22	70.21	80.70	36.58	31.12	43.18	75.13	31.96	48.95	54.20
Setwise	Flan-T5-Large (heapsort)	67.0	61.8	76.8	32.5	30.3	41.3	62.0	31.9	43.9	46.2
	Flan-T5-XL (heapsort)	69.3	67.8	75.7	35.2	28.3	42.8	67.7	31.4	46.5	52.0
	Flan-T5-Large (bubblesort)	67.8	62.4	76.1	33.8	39.4	44.1	63.6	35.1	44.7	49.7
	Flan-T5-XXL (bubblesort)	71.1	68.6	76.8	34.6	38.8	42.4	75.4	34.3	47.9	53.4
TourRank	GPT-3.5-turbo (TourRank-1)	66.23	63.74	77.17	36.35	29.38	40.62	69.27	29.79	46.41	52.70
	GPT-3.5-turbo (TourRank-2)	69.54	65.20	79.85	36.95	30.58	41.95	71.91	31.02	48.13	55.27
	GPT-3.5-turbo (TourRank-10)	71.63	69.56	82.59	37.99	29.98	44.64	72.17	30.83	51.46	57.87

Table 3: Evaluation results (nDCG@10) of listwise reranking approaches on TREC Deep Learning (DL19, DL20) and selected BEIR benchmarks. For the full model list and comparison, please refer Appendix C

Method	Model	DL19	DL20	Covid	NFCorpus	Touche	DBPedia	SciFact	Signal	News	Robust04
PRP	FLAN-T5-XL	68.66	66.59	77.58	-	40.48	44.77	73.43	35.62	46.45	50.74
	FLAN-T5-XXL	67.00	67.35	74.39	-	41.60	42.19	72.46	35.12	47.26	52.38
	FLAN-UL2	72.65	70.46	79.45	-	37.89	46.47	73.33	35.20	49.11	53.43
EchoRank	Flan-T5-Large	60.29	58.24	54.98	30.06	24.93	35.18	65.09	33.86	19.26	21.51
	Flan-T5-xl	59.62	58.98	55.51	30.57	25.24	35.49	69.14	33.11	19.05	21.62

Table 4: Performance outcomes (nDCG@10) of pairwise reranking methods evaluated on TREC DL benchmarks and various BEIR datasets.

using a 3-level scale: 0 (irrelevant), 1 (partial), 2 (highly relevant). We validated novelty against GPT-4, confirming queries refer to events beyond the model’s knowledge. Full construction details, corpus examples, and statistical breakdowns (e.g., document lengths, token CDF, query distributions) are provided in Appendix A.1.

## 7 Results on FutureQueryEval

This section digs into how well our reranking models perform on the FutureQueryEval dataset, a new benchmark we introduced to test generalization on queries and documents unseen by models until May 2025. We evaluate pointwise, listwise, and pairwise reranking methods, focusing on their ability to handle novel content without the risk of training data contamination. Using metrics like NDCG@10 from Tables 6, 7, and 8, and MAP scores from Figure 7, 8 and 9, we highlight key trends, compare approaches, and discuss what the results mean for building robust IR systems. We provide detailed

Reranking/	Model	NQ			WebQ		
		Top-1	Top-10	Top-50	Top-1	Top-10	Top-50
BM25	-	23.46	56.32	74.57	19.54	53.44	72.34
UPR	T0-3B	35.42	67.56	76.75	32.48	64.17	73.67
	gpt-neo-2.7B	28.75	64.81	76.56	24.75	59.64	72.63
RankGPT	llamav3.1-8b	41.55	66.17	75.42	38.77	62.69	73.12
FlashRank	TinyBERT-L-2-v2	31.49	61.57	74.95	28.54	60.62	73.17
	MultiBERT-L-12	11.99	43.54	69.63	12.54	45.91	67.91
	ce-es-ci-MiniLM-L12-v2	34.70	64.81	76.17	31.84	62.54	73.47
	T5-flan	7.95	36.14	66.67	12.05	42.96	67.27
RankT5	base	43.04	68.47	76.28	36.95	64.27	74.45
	large	45.54	70.02	76.81	38.77	66.48	74.31
	3b	47.17	70.85	76.89	40.40	66.58	74.45
Inranker	small	15.90	46.84	69.83	14.46	46.25	69.98
	base	15.90	48.11	69.66	14.46	46.80	69.68
	3b	15.90	48.06	69.00	14.46	46.11	69.34
LLM2Vec	Meta-Llama-31-8B	24.32	59.55	75.26	26.72	60.48	73.47
MonoBert	large	39.05	67.89	76.56	34.99	64.56	73.96
Twolar	twolar-xl	46.84	70.22	76.86	41.68	67.07	74.40
Echorank	flan-t5-large	36.73	59.11	62.38	31.74	58.75	61.51
	flan-t5-xl	41.68	59.05	62.38	36.22	57.18	61.51
Incontext Reranker	llamav3.1-8b	15.15	57.11	76.48	18.89	52.16	71.70
Lit5	LiT5-Distill-base	40.05	65.95	75.73	36.76	63.48	73.12
	LiT5-Distill-large	44.40	67.59	76.01	39.66	64.56	73.67
	LiT5-Distill-large-v2	46.53	67.83	75.87	41.97	65.64	72.98
	LiT5-Distill-xl-v2	47.92	69.03	76.17	41.53	65.69	73.27
Sentence Transformer	GTR-large	40.63	68.25	76.73	38.97	65.30	73.57
	T5-large	30.80	63.35	76.37	30.51	61.71	73.37
	GTR-xxl	42.93	68.55	77.00	39.41	65.89	74.01
	T5-xxl	38.89	67.78	76.64	35.82	65.20	74.01

Table 5: Performance of re-ranking methods on BM25-retrieved documents for NQ Test and WebQ Test. Results are reported in terms of Top-1, Top-5, Top-10, Top-20, and Top-50 accuracy. Please note that some results may differ from the original papers (e.g., UPR) as our experiments were conducted with the top 100 retrieved documents, whereas the original studies used 1,000 documents for ranking.

NDGC, MAP trends provided in Appendix A.2

**Pointwise:** MonoT5-3B-10k achieves the best performance (NDCG@10: 60.75), followed closely by Twolar-xl (60.03), confirming the ad-

Method	Model	NDCG@1	NDCG@5	NDCG@10	NDCG@20	NDCG@50	NDCG@100
BM25	-	39.86	43.01	46.42	50.26	53.79	55.44
upr	t0-3b	44.93	47.98	52.16	56.82	59.43	59.58
flashrank	MiniLM-L-12-v2	53.04	51.72	55.43	59.64	61.95	62.21
monoT5	base	53.04	55.15	57.88	61.61	63.58	63.7
inranker	inranker-3b	18.24	28.47	32.39	38.11	41.22	44.5
transformer ranker	MiniLM-L-6-v2	53.04	51.94	55.51	59.55	61.95	62.23
Splade reranker	splade-cocondenser	46.96	49.02	52.93	57.72	60.08	60.21
Sentence Transformer	gte-t5-large	45.95	49.43	52.97	57.7	60.08	60.27
colbert ranker	colbert-v2	50.34	50.54	54.2	58.65	61.05	61.4
monobert	monobert-large	50.0	53.39	56.99	61.16	63.03	63.11
llm2vec	Mistral-7B-Instruct-v0.2	45.61	48.69	53.64	58.19	60.4	60.56
twolar	twolar-xl	55.41	57.79	60.03	63.68	65.19	65.23
RankLLaMA	LLaMA2-7B	54.81	57.53	61.09	63.16	63.47	
	LLaMA2-13B	55.72	59.00	61.94	63.66	63.99	

Table 6: Performance of pointwise reranking methods on the FutureQueryEval dataset. Metrics reported include NDCG at different cutoffs (1, 5, 10, 20, 50, and 100).

vantage of large-scale fine-tuning. Efficient models like FlashRank (55.43) and ColBERT-v2 (54.20) offer strong trade-offs between speed and accuracy. UPR and GPT2 variants underperform (e.g., T5-small at 47.24), likely due to limited or zero-shot tuning.

**Listwise:** Listwise models benefit from inter-document reasoning. Zephyr-7B leads with NDCG@10 of 62.65, while Vicuna-7B (58.63) also performs well. ListT5 models fail to generalize (e.g., ListT5-3B: 9.72), possibly due to misalignment between their training data and the current query domain. RankGPT and InContext rerankers show moderate performance but lag behind the top models.

**Pairwise.** EchoRank, powered by Flan-T5, demonstrates promising results (NDCG@10: 54.97 for XL), nearly matching pointwise methods while offering stronger pairwise relevance signals. However, the computational cost of pairwise comparisons limits scalability.

## 7.1 Overall Findings and Implications

FutureQueryEval reveals clear trends in how reranking methods handle unseen, novel content. Listwise models such as Zephyr-7B (NDCG@10: 62.65) and Vicuna-7B (58.63) lead performance by modeling document interactions, making them ideal for complex, context-rich queries. Among pointwise models, MonoT5-3B (60.75) and Twolar-xl (60.03) offer strong generalization and efficiency, especially when fine-tuned on large IR datasets. EchoRank’s pairwise method also improves notably (Flan-T5-XL: 54.97), though its higher computational cost may limit scalability. The newly evaluated LLM-based methods demonstrate strong generalization capabilities on Fu-

Method	Model	NDCG@1	NDCG@5	NDCG@10	NDCG@20	NDCG@50	NDCG@100
list5	list5-base	12.84	13.28	11.5	11.12	25.39	30.83
incontext reranker	Mistral-7B-Instruct-v0.2	14.86	21.46	22.92	27.46	35.9	40.04
vicuna reranker	rank vicuna 7b v1 noda	56.08	55.12	58.63	62.68	64.24	64.6
zephyr reranker	rank zephyr 7b v1 full	59.46	60.5	62.65	65.57	67.0	67.14
rankgpt	llamav3.1-8b	39.86	52.19	54.18	57.71	60.15	60.66
llm layerwise ranker	bge-reranker-v2.5-gemma2	32.77	32.42	34.85	39.15	44.99	47.96
Setwise	Flan-T5-Large (heapsort)	53.51	56.57	59.43	61.94	62.34	
	Flan-T5-Large (bubblesort)	53.45	55.84	58.82	61.46	62.08	
TourRank	LLaMA3-8B (TourRank-10)	54.96	57.06	57.93	57.93	57.93	
	GPT-4o (TourRank-10)	59.06	62.02	63.53	65.73	65.86	

Table 7: Performance of listwise, setwise, and tournament-based reranking methods evaluated on the FutureQueryEval dataset.

Method	Model	NDCG@1	NDCG@5	NDCG@10	NDCG@20	NDCG@50	NDCG@100
Echorank	flan-t5-large	54.05	54.25	54.8	57.08	57.41	57.41
	flan-t5-xl	57.09	54.45	54.97	57.41	57.77	57.77

Table 8: Evaluation of pairwise reranking methods using FutureQueryEval.

tureQueryEval. TourRank with GPT-4o achieves the highest performance among listwise methods (NDCG@10: 62.02), outperforming many established approaches and confirming the superior generalization of advanced LLMs. RankLLaMA-13B shows competitive pointwise performance (NDCG@10: 59.00), while Setwise methods provide a balanced approach with Flan-T5-Large achieving 56.57 NDCG@10 through heapsort aggregation. These results suggest that listwise rerankers are best suited for high-accuracy scenarios (e.g., news, healthcare), while pointwise models like FlashRank provide reliable performance with lower resource demands. Pairwise approaches, if optimized, can bridge precision and robustness. Poor performance by some models (e.g., ListT5: 9.72, UPR T5-small: 47.24) highlights a key challenge—many rerankers rely on training data misaligned with emerging topics. However, advanced LLM-based methods like TourRank with GPT-4o (62.02) and RankLLaMA-13B (59.00) demonstrate superior generalization to novel content, supporting the hypothesis that larger, more capable LLMs exhibit better zero-shot transfer to unseen queries. FutureQueryEval thus underscores the need for evolving benchmarks and hybrid reranking strategies that blend pointwise speed, listwise reasoning, and pairwise precision.

## 7.2 Efficiency-Effectiveness Trade-Off

Beyond ranking quality, practical IR systems must balance effectiveness and runtime. We compare reranking models on FutureQueryEval using Mean Reciprocal Rank (MRR) and processing time. Figures 3 and 4 illustrate the trade-off between speed and accuracy by selecting the fastest and highest-



MRR models per method. Figure 3 shows that Sentence Transformer (all-MiniLM-L6-v2) is the fastest (11.72s, MRR: 62.76), while FlashRank (TinyBERT) offers better accuracy (66.82) at similar speed. Transformer Ranker (TinyBERT) is also efficient (14.23s, 63.30 MRR). In contrast, RankGPT (Llama-3.2-1B) takes over 53 minutes for a modest 60.38 MRR. MonoT5-base provides a good balance (129.91s, 73.21 MRR). Figure 4 highlights top-performing models. MonoT5-3B (75.98 MRR) and Twolar-xl (73.50) are most effective but slower. FlashRank (MiniLM) again shows a strong middle ground (72.21 MRR, 195.48s). Transformer Ranker (MiniLM-L6-v2) is the fastest among high performers (26.65s, 71.56 MRR). RankGPT and ListT5 lag in both metrics, demonstrating inefficiency.

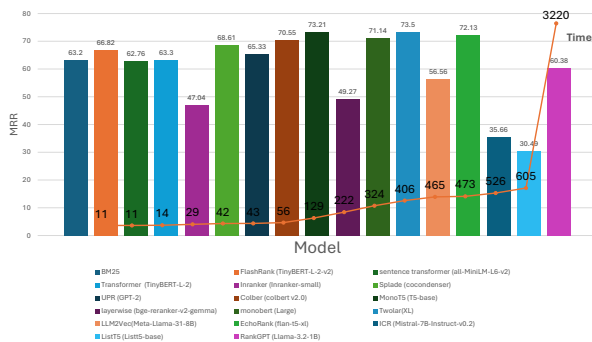


Figure 3: MRR vs. Time for the fastest model from each reranking method on FutureQueryEval, highlighting efficiency-effectiveness trade-offs.

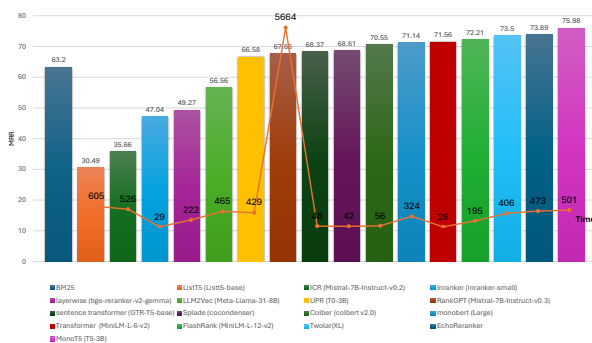


Figure 4: MRR vs. Time for the highest-MRR model from each reranking method on FutureQueryEval, showcasing peak performance and associated time costs.

## 8 Conclusion

We presented a comprehensive empirical study of 22 reranking methods across 40 variants, spanning pointwise, pairwise, and listwise paradigms. Our evaluation across standard IR benchmarks and the

novel FutureQueryEval dataset reveals that while LLM-based rerankers excel on familiar queries, their generalization to unseen queries remains inconsistent. Lightweight models, particularly those fine-tuned on IR data, achieve strong trade-offs between accuracy and efficiency. FutureQueryEval, a temporally novel benchmark, exposes critical limitations in current reranking methods when faced with truly unseen data. Listwise approaches, especially Zephyr-7B and Vicuna-7B, achieve the highest effectiveness but at significant computational cost. Pointwise rerankers like MonoT5-3B and Twolar-XL offer scalable, high-performing alternatives. Pairwise methods provide fine-grained relevance signals yet struggle to scale.

## 9 Limitations

Despite the promising performance of LLM-based rerankers, several limitations remain. First, the computational overhead of prompting and decoding with large language models like GPT-4 can be significant, particularly during inference when reranking large document pools. This hinders real-time applicability and increases the environmental cost of deployment.

Second, LLMs are prone to hallucination and may generate plausible but incorrect rationales when producing pairwise or listwise justifications. This challenges the trustworthiness of model explanations in high-stakes applications such as legal or medical document retrieval.

Third, current LLM reranking approaches often rely on zero-shot or few-shot prompting strategies that do not generalize well to highly domain-specific or low-resource datasets. The lack of fine-grained control over ranking behavior makes it difficult to enforce consistency or incorporate explicit user preferences.

Finally, many LLM-based approaches assume access to powerful proprietary APIs (e.g., OpenAI’s GPT-4), which raises concerns about reproducibility, data privacy, and fairness in academic and industrial settings where such access may not be uniformly available.

## References

- Abdelrahman Abdallah, Mahmoud Abdalla, Bhawna Piryani, Jamshid Mozafari, Mohammed Ali, and Adam Jatowt. 2025a. Rankarena: A unified platform for evaluating retrieval, reranking and rag with human and llm feedback. *arXiv preprint arXiv:2508.05512*.

- Abdelrahman Abdallah and Adam Jatowt. 2023. Generator-retriever-generator: A novel approach to open-domain question answering. *arXiv preprint arXiv:2307.11278*.
- Abdelrahman Abdallah, Jamshid Mozafari, Bhawna Piryani, Mohammed M. Abdelgwad, and Adam Jatowt. 2025b. [DynRank: Improve passage retrieval with dynamic zero-shot prompting based on question classification](#). In *Proceedings of the 31st International Conference on Computational Linguistics*, pages 4768–4778, Abu Dhabi, UAE. Association for Computational Linguistics.
- Abdelrahman Abdallah, Jamshid Mozafari, Bhawna Piryani, and Adam Jatowt. 2025c. Asrank: Zero-shot re-ranking with answer scent for document retrieval. *arXiv preprint arXiv:2501.15245*.
- Abdelrahman Abdallah, Bhawna Piryani, Jamshid Mozafari, Mohammed Ali, and Adam Jatowt. 2025d. Rankify: A comprehensive python toolkit for retrieval, re-ranking, and retrieval-augmented generation. *arXiv preprint arXiv:2502.02464*.
- Abdelrahman Abdallah, Bhawna Piryani, Jonas Wallat, Avishek Anand, and Adam Jatowt. 2025e. Tempretriever: Fusion-based temporal dense passage retrieval for time-sensitive questions. *arXiv preprint arXiv:2502.21024*.
- Josh Achiam, Steven Adler, Sandhini Agarwal, Lama Ahmad, Ilge Akkaya, Florencia Leoni Aleman, Diogo Almeida, Janko Altschmidt, Sam Altman, Shyamal Anadkat, and 1 others. 2023. Gpt-4 technical report. *arXiv preprint arXiv:2303.08774*.
- Luiz Bonifacio, Hugo Abonizio, Marzieh Fadaee, and Rodrigo Nogueira. 2022. Inpars: Data augmentation for information retrieval using large language models. *arXiv preprint arXiv:2202.05144*.
- Danqi Chen, Adam Fisch, Jason Weston, and Antoine Bordes. 2017. Reading wikipedia to answer open-domain questions. *arXiv preprint arXiv:1704.00051*.
- Shijie Chen, Bernal Jiménez Gutiérrez, and Yu Su. 2024. Attention in large language models yields efficient zero-shot re-rankers. *arXiv preprint arXiv:2410.02642*.
- Yiqun Chen, Qi Liu, Yi Zhang, Weiwei Sun, Xinyu Ma, Wei Yang, Daiting Shi, Jiabin Mao, and Dawei Yin. 2025. Tourrank: Utilizing large language models for documents ranking with a tournament-inspired strategy. In *Proceedings of the ACM on Web Conference 2025*, pages 1638–1652.
- Nick Craswell, Bhaskar Mitra, Emine Yilmaz, Daniel Campos, and Ellen M Voorhees. 2020. Overview of the trec 2019 deep learning track. *arXiv preprint arXiv:2003.07820*.
- Shrey Desai and Greg Durrett. 2020. Calibration of pre-trained transformers. *arXiv preprint arXiv:2003.07892*.
- Jacob Devlin, Ming-Wei Chang, Kenton Lee, and Kristina Toutanova. 2019. Bert: Pre-training of deep bidirectional transformers for language understanding. In *Proceedings of the 2019 conference of the North American chapter of the association for computational linguistics: human language technologies, volume 1 (long and short papers)*, pages 4171–4186.
- Yunfan Gao, Yun Xiong, Xinyu Gao, Kangxiang Jia, Jinliu Pan, Yuxi Bi, Yixin Dai, Jiawei Sun, Haofen Wang, and Haofen Wang. 2023. Retrieval-augmented generation for large language models: A survey. *arXiv preprint arXiv:2312.10997*, 2:1.
- Raphael Gruber, Abdelrahman Abdallah, Michael Färber, and Adam Jatowt. 2024. Complextempqa: A large-scale dataset for complex temporal question answering. *arXiv preprint arXiv:2406.04866*.
- Dongfu Jiang, Xiang Ren, and Bill Yuchen Lin. 2023. Llm-blender: Ensembling large language models with pairwise ranking and generative fusion. *arXiv preprint arXiv:2306.02561*.
- Ziyan Jiang, Xueguang Ma, and Wenhui Chen. 2024. Longrag: Enhancing retrieval-augmented generation with long-context llms. *arXiv preprint arXiv:2406.15319*.
- Omar Khattab and Matei Zaharia. 2020. Colbert: Efficient and effective passage search via contextualized late interaction over bert. In *Proceedings of the 43rd International ACM SIGIR conference on research and development in Information Retrieval*, pages 39–48.
- Takeshi Kojima, Shixiang Shane Gu, Machel Reid, Yutaka Matsuo, and Yusuke Iwasawa. 2022. Large language models are zero-shot reasoners. *Advances in neural information processing systems*, 35:22199–22213.
- Thiago Soares Laitz, Konstantinos Papakostas, Roberto Lotufo, and Rodrigo Nogueira. 2024. Inranker: Distilled rankers for zero-shot information retrieval. In *Brazilian Conference on Intelligent Systems*, pages 140–154. Springer.
- Patrick Lewis, Ethan Perez, Aleksandra Piktus, Fabio Petroni, Vladimir Karpukhin, Naman Goyal, Heinrich Küttler, Mike Lewis, Wen-tau Yih, Tim Rocktäschel, and 1 others. 2020. Retrieval-augmented generation for knowledge-intensive nlp tasks. *Advances in neural information processing systems*, 33:9459–9474.
- Jimmy Lin, Xueguang Ma, Sheng-Chieh Lin, Jheng-Hong Yang, Ronak Pradeep, and Rodrigo Nogueira. 2021. Pyserini: A Python toolkit for reproducible information retrieval research with sparse and dense representations. In *Proceedings of the 44th Annual International ACM SIGIR Conference on Research and Development in Information Retrieval (SIGIR 2021)*, pages 2356–2362.

- Qi Liu, Bo Wang, Nan Wang, and Jiaxin Mao. 2025. Leveraging passage embeddings for efficient listwise reranking with large language models. In *Proceedings of the ACM on Web Conference 2025*, pages 4274–4283.
- Xueguang Ma, Liang Wang, Nan Yang, Furu Wei, and Jimmy Lin. 2024. Fine-tuning llama for multi-stage text retrieval. In *Proceedings of the 47th International ACM SIGIR Conference on Research and Development in Information Retrieval*, pages 2421–2425.
- Xueguang Ma, Xinyu Zhang, Ronak Pradeep, and Jimmy Lin. 2023. Zero-shot listwise document reranking with a large language model. *arXiv preprint arXiv:2305.02156*.
- Shengyu Mao, Yong Jiang, Boli Chen, Xiao Li, Peng Wang, Xinyu Wang, Pengjun Xie, Fei Huang, Hua-jun Chen, and Ningyu Zhang. 2024. Rafe: ranking feedback improves query rewriting for rag. *arXiv preprint arXiv:2405.14431*.
- Jamshid Mozafari, Abdelrahman Abdallah, Bhawna Piryani, and Adam Jatowt. 2024. Exploring hint generation approaches in open-domain question answering. *arXiv preprint arXiv:2409.16096*.
- Tri Nguyen, Mir Rosenberg, Xia Song, Jianfeng Gao, Saurabh Tiwary, Rangan Majumder, and Li Deng. 2016. Ms marco: A human-generated machine reading comprehension dataset.
- Rodrigo Nogueira and Kyunghyun Cho. 2019. Passage re-ranking with bert. *arXiv preprint arXiv:1901.04085*.
- Rodrigo Nogueira, Zhiying Jiang, and Jimmy Lin. 2020. Document ranking with a pretrained sequence-to-sequence model. *arXiv preprint arXiv:2003.06713*.
- Ronak Pradeep, Sahel Sharifmoghaddam, and Jimmy Lin. 2023a. Rankvicuna: Zero-shot listwise document reranking with open-source large language models. *arXiv preprint arXiv:2309.15088*.
- Ronak Pradeep, Sahel Sharifmoghaddam, and Jimmy Lin. 2023b. Rankzephyr: Effective and robust zero-shot listwise reranking is a breeze! *arXiv preprint arXiv:2312.02724*.
- Zhen Qin, Rolf Jagerman, Kai Hui, Honglei Zhuang, Junru Wu, Le Yan, Jiaming Shen, Tianqi Liu, Jialu Liu, Donald Metzler, and 1 others. 2023. Large language models are effective text rankers with pairwise ranking prompting. *arXiv preprint arXiv:2306.17563*.
- Muhammad Shihab Rashid, Jannat Ara Meem, Yue Dong, and Vagelis Hristidis. 2024. Ecorank: Budget-constrained text re-ranking using large language models. *arXiv preprint arXiv:2402.10866*.
- Revanth Gangi Reddy, JaeHyeok Doo, Yifei Xu, Md Arafat Sultan, Deevya Swain, Avirup Sil, and Heng Ji. 2024. First: Faster improved listwise reranking with single token decoding. *arXiv preprint arXiv:2406.15657*.
- Devendra Singh Sachan, Mike Lewis, Mandar Joshi, Armen Aghajanyan, Wen-tau Yih, Joelle Pineau, and Luke Zettlemoyer. 2022. Improving passage retrieval with zero-shot question generation. *arXiv preprint arXiv:2204.07496*.
- Ashudeep Singh and Thorsten Joachims. 2018. Fairness of exposure in rankings. In *Proceedings of the 24th ACM SIGKDD international conference on knowledge discovery & data mining*, pages 2219–2228.
- Weiwei Sun, Lingyong Yan, Xinyu Ma, Shuaiqiang Wang, Pengjie Ren, Zhumin Chen, Dawei Yin, and Zhaochun Ren. 2023. Is chatgpt good at search? investigating large language models as re-ranking agents. *arXiv preprint arXiv:2304.09542*.
- Manveer Singh Tamber, Ronak Pradeep, and Jimmy Lin. 2023. Scaling down, lifting up: Efficient zero-shot listwise reranking with seq2seq encoder-decoder models. *arXiv preprint arXiv:2312.16098*.
- Nandan Thakur, Nils Reimers, Andreas Rücklé, Abhishek Srivastava, and Iryna Gurevych. 2021. Beir: A heterogenous benchmark for zero-shot evaluation of information retrieval models. *arXiv preprint arXiv:2104.08663*.
- Yuan Wang, Xuyang Wu, Hsin-Tai Wu, Zhiqiang Tao, and Yi Fang. 2024. Do large language models rank fairly? an empirical study on the fairness of llms as rankers. *arXiv preprint arXiv:2404.03192*.
- Khaled Yasser, Mucahid Kutlu, and Tamer Elsayed. 2018. Re-ranking web search results for better fact-checking: a preliminary study. In *Proceedings of the 27th ACM International Conference on Information and Knowledge Management*, pages 1783–1786.
- Soyoung Yoon, Eunbi Choi, Jiyeon Kim, Hyeon-gu Yun, Yireun Kim, and Seung-won Hwang. 2024. List5: Listwise reranking with fusion-in-decoder improves zero-shot retrieval. *arXiv preprint arXiv:2402.15838*.
- Hao Yu, Aoran Gan, Kai Zhang, Shiwei Tong, Qi Liu, and Zhaofeng Liu. 2025. *Evaluation of Retrieval-Augmented Generation: A Survey*, page 102–120. Springer Nature Singapore.
- Wenhao Yu, Dan Iter, Shuohang Wang, Yichong Xu, Mingxuan Ju, Soumya Sanyal, Chenguang Zhu, Michael Zeng, and Meng Jiang. 2022. Generate rather than retrieve: Large language models are strong context generators. *arXiv preprint arXiv:2209.10063*.
- Meike Zehlike, Francesco Bonchi, Carlos Castillo, Sara Hajian, Mohamed Megahed, and Ricardo Baeza-Yates. 2017. Fa\* ir: A fair top-k ranking algorithm.

In *Proceedings of the 2017 ACM on Conference on Information and Knowledge Management*, pages 1569–1578.

Penghao Zhao, Hailin Zhang, Qinhan Yu, Zhengren Wang, Yunteng Geng, Fangcheng Fu, Ling Yang, Wentao Zhang, Jie Jiang, and Bin Cui. 2024. Retrieval-augmented generation for ai-generated content: A survey. *arXiv preprint arXiv:2402.19473*.

Honglei Zhuang, Zhen Qin, Kai Hui, Junru Wu, Le Yan, Xuanhui Wang, and Michael Bendersky. 2023a. Beyond yes and no: Improving zero-shot llm rankers via scoring fine-grained relevance labels. *arXiv preprint arXiv:2310.14122*.

Honglei Zhuang, Zhen Qin, Rolf Jagerman, Kai Hui, Ji Ma, Jing Lu, Jianmo Ni, Xuanhui Wang, and Michael Bendersky. 2023b. Rankt5: Fine-tuning t5 for text ranking with ranking losses. In *Proceedings of the 46th International ACM SIGIR Conference on Research and Development in Information Retrieval*, pages 2308–2313.

Shengyao Zhuang, Honglei Zhuang, Bevan Koopman, and Guido Zuccon. 2024. A setwise approach for effective and highly efficient zero-shot ranking with large language models. In *Proceedings of the 47th International ACM SIGIR Conference on Research and Development in Information Retrieval*, pages 38–47.

## A FutureQueryEval Dataset

### A.1 Dataset Details

This section provides a comprehensive overview of how the **FutureQueryEval** dataset was built and analyzed.

As a pioneering step, we introduce **FutureQueryEval**, a novel test set comprising 148 queries and their associated documents, collected from April 2025 onward. This dataset is designed to include content published after the training cutoff of most existing LLMs, ensuring that the queries and passages remain unknown to these models until May 2025. To verify this, we tested a subset of queries against GPT-4, confirming their novelty. For example, the query *"What specific actions has Egypt taken to support injured Palestinians from Gaza, as highlighted during the visit of Presidents El-Sisi and Macron to Al-Arish General Hospital?"* relates to events from April 2025, which are inaccessible to LLMs trained on data prior to this period. The dataset spans seven categories: World News & Politics, Technology, Sports, Science & Environment, Business & Finance, Health & Medicine, and Entertainment & Culture, reflecting a diverse range of topics.

The corpus was constructed by collecting paragraph-length documents from online sources published after April 2025, similar to the example *"Achieving sustainable development depends on fostering innovation through collective action. Governments must set ambitious frameworks, businesses should invest in green solutions, and young people and start-ups need to drive fresh ideas..."*. For each query, we retrieved an initial set of candidate documents using a general-purpose search engine, followed by manual relevance annotations. The author of the paper who annotated this dataset. Relevance labels were assigned as follows: 0 for irrelevant, 1 for partially relevant, and 2 for highly relevant, based on expert judgment. This process resulted in a qrels file linking queries to documents with their relevance scores, totaling 2,938 query-document pairs across 2,787 unique documents.

To provide a comprehensive statistical overview, we conducted several analyses on the dataset. First, we examined the distribution of questions across categories, revealing a balanced yet varied composition. Approximately 9.5% of queries fall under World News & Politics, 25.0% under Technology, 20.9% under Sports, 13.5% under Science & Environment, 12.8% under Business & Finance, 10.8% under Health & Medicine, and 7.4% under Entertainment & Culture. This distribution is visualized in Figure 5, which highlights the diversity of query topics and supports the dataset’s applicability across multiple domains.

Second, we analyzed the length distribution of documents in the corpus using the LLaMA tokenizer to count tokens, ensuring alignment with modern NLP practices. The cumulative distribution function (CDF) of document lengths, shown in Figure 6, indicates that 97% of documents have a length of fewer than 110 tokens, with a maximum length of 6,138 tokens. This analysis ensures that the dataset is compatible with typical IR model input constraints, while also identifying a cutoff for excluding the longest 3% of documents to maintain clarity, aligning with practices in datasets like MS MARCO (Nguyen et al., 2016; Nogueira and Cho, 2019).

The dataset contains 2,787 unique documents and 2,938 total query-document pairs. Relevance annotations show that each query has, on average, 6.54 relevant passages. To ensure compatibility with transformer models, we analyzed document lengths using the LLaMA tokenizer. Figure 6 shows that 97% of documents are shorter than 110



tokens, aligning with modern IR benchmarks like MS MARCO (Nguyen et al., 2016).

Metric	Value
Total Queries	148
Total Documents	2,787
Total Query-Document Pairs	2,938
Avg. Relevant Docs per Query	6.54
97th Percentile Doc Length (tokens)	110
Max Doc Length (tokens)	6,138

Table 9: Summary Statistics of FutureQueryEval

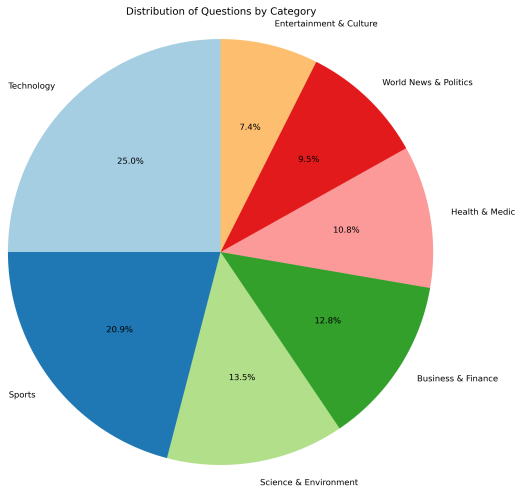


Figure 5: Distribution of Questions by Category in FutureQueryEval

## A.2 Results

This section provides extended analysis for the results shown in Section 7, covering performance trends across pointwise, listwise, and pairwise reranking models using NDCG and MAP metrics.

**Pointwise Reranking (Table 10).** MonoT5-3B-10k emerges as the top-performing pointwise model with NDCG@10 of 60.75 and strong MAP scores across cutoffs (see Figure 8). Twolar-xl follows closely, showing robust fine-tuned performance on novel topics. FlashRank’s MiniLM-L-12-v2 model (55.43) and ColBERT-v2 (54.20) strike a compelling balance between ranking accuracy and efficiency, making them practical for real-time systems. Older UPR variants (e.g., GPT2, T5-small) lag significantly, indicating difficulty han-

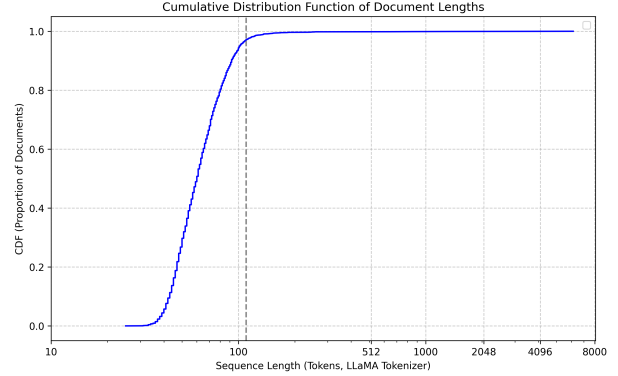


Figure 6: Cumulative Distribution Function of Document Lengths in FutureQueryEval (using LLaMA tokenizer)

dling novel, unseen topics without task-specific tuning. This pattern holds across both top-k and full-range MAP metrics.

**Listwise Reranking (Table 11).** Listwise models like Zephyr-7B and Vicuna-7B stand out, achieving NDCG@10 of 62.65 and 58.63 respectively, with Zephyr also leading MAP@10 (48.76, Figure 9). These results validate the strength of generative rerankers that model full document lists. In contrast, ListT5-3B and base variants show very weak performance (NDCG@10 < 12), possibly due to outdated training data or lack of robustness to recent events. RankGPT variants using Mistral and LLaMA also perform competitively but remain a few points behind the top models. InContext rerankers provide moderate gains but do not match Zephyr or Vicuna.

**Pairwise Reranking (Table 8).** EchoRank significantly improves over earlier versions, with Flan-T5-large and Flan-T5-XL reaching NDCG@10 scores of 54.8 and 54.97 respectively. These results rival top pointwise models, showing that well-optimized pairwise methods can generalize well to FutureQueryEval’s diverse and temporally fresh queries. However, their computational cost—due to pairwise comparisons across document sets—remains a bottleneck for scalability.

**Insights.** Across all types, reranking models trained or adapted to IR tasks (e.g., MonoT5, Zephyr) clearly outperform general-purpose or small zero-shot models (e.g., GPT2, InRanker-small). While listwise methods lead in overall accuracy, pointwise models provide efficient alternatives. FutureQueryEval thus offers a valuable diagnostic for evaluating models on truly unseen

content, revealing performance gaps that traditional benchmarks may miss.

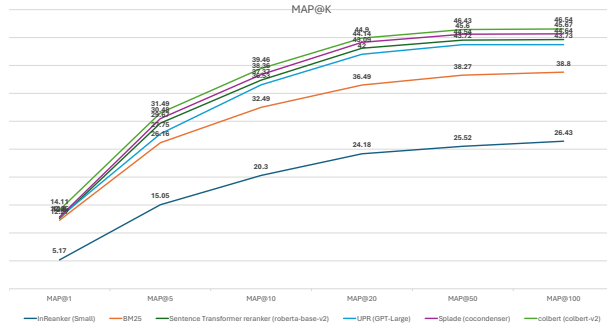


Figure 7: MAP at various cutoffs (1, 5, 10, 20, 50, 100) for selected pointwise reranking methods on FutureQueryEval, including InRanker Small, BM25, Sentence Transformer Reranker (roberta-base-v2), UPR (GPT-Large), Splade (cocondenser), and Colbert (colbert-v2).

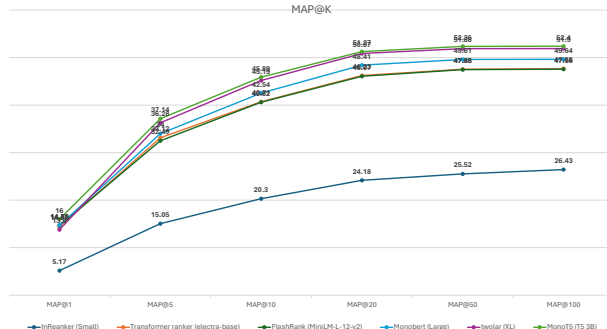


Figure 8: MAP at various cutoffs (1, 5, 10, 20, 50, 100) for selected pointwise reranking methods on FutureQueryEval, including InRanker Small, Transformer Reranker (electra-base), FlashRank (MiniLM-L-12-v2), MonoBERT (Large), Twolar (XL), and MonoT5 (T5 3B).

## B Comprehensive Pointwise Reranking Model Comparison

This section presents a detailed comparison of pointwise reranking models across TREC DL and BEIR datasets (see Table 12). The models vary significantly in architecture (e.g., BERT-based, T5-based, Condenser-based), size (from TinyBERT to 3B-scale models), and training setup (zero-shot, supervised, distilled). Among all pointwise rerankers, **Inranker-3B** and **TWOLAR-XL** consistently achieve top-tier performance across nearly all domains, particularly excelling in scientific (SciFact: 78.31) and medical (Covid: 81.75) datasets. **RankT5-3B** and **MonoT5-3B** also perform strongly, especially in web-style queries

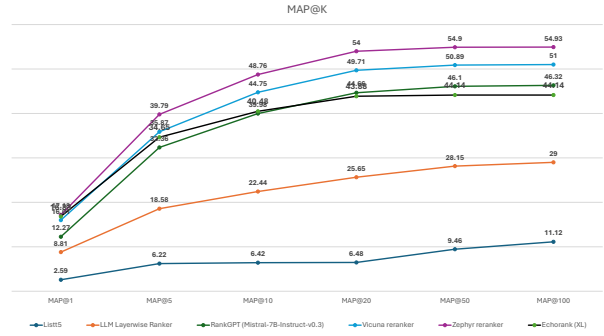


Figure 9: MAP at various cutoffs (1, 5, 10, 20, 50, 100) for selected listwise reranking methods on FutureQueryEval, including ListT5, LLM Layerwise Ranker, RankGPT (Mistral-7B-Instruct-v0.3), Vicuna Reranker, and Zephyr Reranker.

Method	Model	NDCG@1	NDCG@5	NDCG@10	NDCG@20	NDCG@50	NDCG@100
BM25	-	39.86	43.01	46.42	50.26	53.79	55.44
	t5-small	39.19	42.15	47.24	52.62	55.71	56.01
	t5-base	42.57	45.05	49.67	54.89	57.57	57.78
	t5-large	42.91	45.54	50.24	55.12	58.16	58.25
	t0-3b	44.93	47.98	52.16	56.82	59.43	59.58
	gpt2	42.91	43.9	49.2	54.14	57.25	57.4
upr	gpt2-medium	40.2	43.52	48.78	54.15	57.02	57.16
	gpt2-large	43.58	44.98	50.3	55.18	58.12	58.18
	ms-marco-TinyBERT-L-2-v2	45.61	45.89	50.29	53.97	57.6	58.39
	MiniLM-L-12-v2	53.04	51.72	55.43	59.64	61.95	62.21
flashrank	MultiBERT-L-12	20.61	23.3	26.91	31.07	37.32	41.87
	rank-T5-flan	3.38	4.14	5.19	7.86	15.46	26.27
	MiniLM-L12-v2	51.01	51.47	54.64	58.44	61.22	61.49
	base	53.04	55.15	57.88	61.61	63.58	63.7
monot5	base-10k	53.04	55.02	57.92	61.84	63.59	63.85
	large	52.03	57.05	59.07	62.66	64.24	64.42
	mt5-base	50.68	51.68	55.91	60.01	62.03	62.14
	mt5-base-v2	48.65	51.88	55.46	59.74	61.71	61.98
	mt5-base-v1	51.35	52.26	55.24	59.62	61.88	62.12
	3B-10k	57.09	58.27	60.75	64.01	65.54	65.71
inranker	inranker-small	23.65	29.27	33.79	39.29	42.12	45.24
	inranker-base	18.24	25.08	31.14	38.01	40.85	43.93
	inranker-3b	18.24	28.47	32.39	38.11	41.22	44.5
transformer reranker	mMiniLMv2-L12-H384-v1	51.35	51.96	54.9	58.89	61.51	61.81
	MiniLM-L-12-v2	52.03	51.01	54.99	59.26	61.55	61.8
	MiniLM-L-6-v2	53.04	51.94	55.51	59.55	61.95	62.23
	MiniLM-L-4-v2	46.96	49.77	53.29	57.33	60.07	60.39
	MiniLM-L-2-v2	40.88	45.33	50.02	54.31	57.37	57.9
	TinyBERT-L-2-v2	44.93	45.41	50.17	53.9	57.42	58.23
	electra-base	48.99	52.24	55.56	59.61	61.55	62.05
	TinyBERT-L-6	46.28	50.21	53.58	57.34	59.79	60.37
	TinyBERT-L-4	47.3	48.67	51.91	55.71	58.26	59.46
	TinyBERT-L-2	42.23	43.6	47.94	52.25	55.88	56.85
Splade reranker		46.96	49.02	52.93	57.72	60.08	60.21
Sentence Transformer Reranker	all-MiniLM-L6-v2	38.51	44.44	49.55	54.67	56.99	57.21
	gtr-t5-base	44.26	47.82	52.25	56.8	59.15	59.33
	gtr-t5-large	45.95	49.43	52.97	57.7	60.08	60.27
	gtr-t5-xl	42.57	48.87	52.68	57.16	59.29	59.41
	sentence-t5-base	42.91	45.34	50.29	54.19	57.58	57.85
	sentence-t5-xl	43.92	46.69	51.2	55.86	58.28	58.63
	sentence-t5-large	43.24	46.29	50.47	55.26	58.22	58.46
	bert-co-condenser	31.76	37.96	42.4	48.03	52.25	52.82
colbert reranker	colbert-v2	50.34	50.54	54.2	58.65	61.05	61.4
	mxbai-colbert-large-v1	46.96	50.08	53.96	58.18	60.57	60.91
monobert		50.0	53.39	56.99	61.16	63.03	63.11
llm2vec	Meta-Llama-31-8B	34.8	39.7	44.07	50.37	53.42	53.89
	Meta-Llama-3-8B	32.77	37.53	42.84	48.87	52.44	52.98
	Mistral-7B-Instruct-v0.2	45.61	48.69	53.64	58.19	60.4	60.56
twolar		55.41	57.79	60.03	63.68	65.19	65.23

Table 10: Performance of pointwise reranking methods on the FutureQueryEval dataset. Metrics reported include NDCG at different cutoffs (1, 5, 10, 20, 50, and 100).

Method	Model	NDCG@1	NDCG@5	NDCG@10	NDCG@20	NDCG@50	NDCG@100
listt5	listt5-base	12.84	13.28	11.5	11.12	25.39	30.83
	listt5-3b	10.14	11.3	9.72	9.38	24.12	29.53
incontext reranker		14.86	21.46	22.92	27.46	35.9	40.04
vicuna reranker	rank vicuna 7b v1	54.05	55.9	59.09	62.31	64.03	64.44
	rank vicuna 7b v1 noda	56.08	55.12	58.63	62.68	64.24	64.6
zephyr reranker		59.46	60.5	62.65	65.57	67.0	67.14
rankgpt	Llama-3.2-1B	39.86	35.48	41.81	47.0	50.75	52.65
	Llama-3.2-3B	39.86	50.36	52.79	56.22	58.85	59.55
	llamav3.1-8b	39.86	52.19	54.18	57.71	60.15	60.66
	Mistral-7B-Instruct-v0.2	39.86	49.11	52.11	55.35	58.28	59.06
	Mistral-7B-Instruct-v0.3	39.86	53.34	55.21	58.47	60.62	61.25
llm layerwise reranker	bge-reranker-v2-gemma	33.11	22.65	23.43	27.62	35.33	40.59
	bge-reranker-v2.5-gemma2	32.77	32.42	34.85	39.15	44.99	47.96

Table 11: Performance of listwise reranking methods evaluated on the FutureQueryEval dataset.

(DL19, Robust04), showing the benefits of T5’s encoder-decoder architecture. Lightweight models like **FlashRank-MiniLM** and **Transformer-Ranker-Base** provide a favorable trade-off between efficiency and performance, reaching over 70 nDCG@10 on DL19 and 65+ on BEIR tasks like DBPedia and News. Zero-shot models such as **UPR** (e.g., T5-Large or T0-3B) perform well in general-domain tasks but show weaker performance in niche domains like Touche or Signal. Larger models (3B+) show consistent improvements, particularly on complex or nuanced queries (e.g., Touche, SciFact), but some base-size models (e.g., RankT5-base, MonoT5-Large) still remain competitive, especially when fine-tuned. Pointwise reranking methods scale well with model size and benefit from task-specific fine-tuning. Inranker-3B and TWOLAR-XL stand out as high-performing models, while FlashRank and MonoT5 variants offer robust, scalable alternatives. For general-purpose reranking with low latency, FlashRank-MiniLM and monoBERT remain strong choices.

### C Comprehensive Listwise Reranking Model Comparison

Table 13 reports nDCG@10 performance for listwise rerankers across DL19, DL20, and BEIR. These methods jointly consider multiple documents to model inter-document relationships, with varying reliance on prompt design, input order sensitivity, and model size. **RankGPT (GPT-4)** remains the best-performing listwise reranker (DL19: 75.59, Covid: 85.51), highlighting the strengths of large generative models in capturing fine-grained semantic ordering. However, distilled models such as **LiT5-Distill-XL** and **Zephyr-7B** perform competitively while being significantly more efficient. **ListT5-3B** balances performance and latency, scoring above 71 on DL19 and exceeding 84 on Covid. **LiT5-Score** models show weaker results compared to their distilled counterparts, indicating that listwise distillation is more effective than pointwise scoring with listwise outputs. **InContext-Mistral-7B** and **LLaMA-based RankGPTs** (1B–3B) struggle on several benchmarks (DL19: 47–59), likely due to prompt length limitations and decoding inconsistencies. These findings suggest that prompt format and window size play a significant role in generative listwise performance. Listwise reranking benefits most from large-scale pretrained LLMs or their distilled variants. While GPT-4 leads in ab-

solute performance, models like Zephyr and ListT5 offer practical alternatives. Distilled architectures (e.g., LiT5-Distill) provide strong performance at reduced cost, making them suitable for scalable deployment.

### D Comprehensive Open Domain QA Comparison

Table 14 presents a detailed comparison of reranking models for open-domain QA using BM25-retrieved candidates on Natural Questions (NQ) and WebQuestions (WebQ). The rerankers are evaluated at Top-1, Top-10, and Top-50 retrieval accuracy. **RankT5-3B**, **LiT5-Distill-XL-v2**, and **Twolar-XL** consistently achieve top performance across both datasets. RankT5-3B reaches the highest Top-1 scores (47.17 for NQ, 40.40 for WebQ), while Twolar-XL and LiT5-Distill-XL-v2 offer competitive results with improved Top-10 and Top-50 retrievals. Among efficient models, **FlashRank (MiniLM)** and **MonoBERT-large** perform surprisingly well—matching larger models on Top-50 accuracy. **InContext rerankers**, despite using powerful LLMs like LLaMA-3.1-8B, fall short on Top-1 (e.g., 15.15 on NQ), likely due to weak supervision and lack of fine-tuning. Sentence Transformer-based rerankers such as **GTR-XXL** and **GTR-XL** maintain robust Top-50 accuracy, indicating their suitability for shallow-depth QA pipelines. The results highlight the importance of both model size and supervision. Large-scale sequence-to-sequence models (e.g., RankT5, LiT5) dominate Top-1 accuracy, while dense retrievers like FlashRank and GTR achieve strong Top-50 recall. Models like Twolar-XL and LiT5-XL-v2 offer a practical balance of effectiveness and scalability, outperforming even several LLM-based rerankers in open-domain QA.

Method	Model	DL19	DL20	Covid	NFCorpus	Touche	DBPedia	SciFact	Signal	News	Robust04
UPR	T5-Small	49.94	47.07	62.81	30.46	21.54	31.98	61.68	29.71	27.41	33.14
	T5-Base	55.12	53.94	64.12	31.12	19.42	34.28	65.56	30.50	27.32	33.40
	T5-Large	58.33	56.05	68.69	31.71	18.94	35.35	65.44	32.80	25.25	34.48
	T0-3B	60.18	59.55	68.83	33.48	23.97	34.41	71.21	33.02	39.10	41.74
	FLAN-T5-XL	53.85	56.02	68.11	35.04	19.69	30.91	72.69	31.91	43.11	42.43
	GPT2	50.71	44.98	62.31	31.87	18.24	29.11	64.95	32.31	31.31	34.27
	GPT2-medium	51.70	49.62	63.72	31.93	16.59	30.11	65.11	32.02	32.08	35.31
	GPT2-large	52.48	0.467	63.23	33.62	16.72	30.76	32.49	66.59	30.85	34.69
FlashRank	TinyBERT	67.68	60.65	61.48	32.85	32.72	36.04	64.08	31.85	37.53	41.37
	MiniLM <sup>4</sup>	70.80	66.27	69.06	33.02	34.77	42.77	66.28	33.62	44.54	47.18
	MultiBERT	31.29	28.47	39.62	26.84	25.17	17.56	29.14	17.39	23.13	23.09
	T5-Flan	21.79	17.02	38.61	18.11	8.23	7.77	8.29	6.57	12.06	15.40
	MiniLM <sup>5</sup>	70.40	65.60	69.66	32.80	34.61	39.75	59.14	28.10	41.44	46.09
MonoT5	Base	70.81	67.21	72.24	34.81	38.24	42.01	73.14	30.47	45.12	51.24
	Base-10k	71.38	66.31	74.61	35.69	37.86	42.09	73.39	32.14	46.09	51.69
	Large	72.12	67.11	77.38	36.91	38.31	41.55	73.67	33.17	47.54	56.12
	Large-10k	72.12	67.11	77.38	36.91	38.31	41.55	73.67	33.17	47.54	56.12
	mT5-Base	70.81	64.77	73.77	34.36	35.62	40.11	71.17	29.79	45.34	48.99
	3B	71.83	68.89	80.71	38.97	32.41	44.45	76.57	32.55	48.49	56.71
RankT5	T5-base	72.13	67.91	75.63	34.99	41.24	42.39	73.37	30.86	44.07	52.19
	T5-large	72.82	67.37	75.45	36.27	39.34	42.90	74.84	32.53	46.81	54.48
	T5-3b	71.09	68.67	80.43	37.43	40.41	42.69	76.58	31.77	48.05	55.91
Inranker	Inranker-small	69.81	61.68	77.75	35.47	28.83	44.51	74.90	29.37	46.29	50.91
	Inranker-base	71.84	66.30	79.84	36.58	28.97	46.50	76.18	30.46	47.88	54.27
	Inranker-3b	72.71	67.09	81.75	38.25	29.24	47.62	78.31	32.20	49.63	62.47
Transformer Ranker	mxbai-rerank-xsmall	68.95	63.11	80.80	34.44	39.44	42.5	68.73	29.40	53.00	53.87
	mxbai-rerank-base	72.49	67.15	84.00	35.64	34.32	42.50	72.33	30.20	51.92	55.59
	mxbai-rerank-large	71.53	69.45	85.33	37.08	36.90	44.51	75.10	31.90	51.90	58.67
	bge-reranker-base	71.17	66.54	67.50	31.10	34.30	41.50	70.60	28.40	39.50	42.90
	bge-reranker-large	72.16	66.16	74.30	34.80	35.60	43.70	74.10	30.50	43.40	49.90
	bge-reranker-v2-m3	72.19	66.98	74.79	33.84	39.85	41.93	73.48	31.36	45.84	48.44
	bce-reranker-base	70.45	64.13	67.59	33.90	27.50	38.14	70.15	27.31	40.48	48.13
	jina-reranker-tiny	70.43	65.31	77.15	37.24	31.04	42.14	73.42	32.25	42.27	47.41
	jina-reranker-turbo	70.35	63.62	77.97	37.29	30.80	41.75	74.53	28.46	42.79	44.19
Splade Reranker	Splade Cocondenser	71.47	66.18	68.87	34.95	37.96	41.25	68.72	32.27	43.28	47.51
Sentence Transformer Reranker	all-MiniLM	63.84	60.40	70.83	33.10	29.23	34.87	65.63	28.50	45.42	46.03
	GTR-T5-base	68.09	62.40	70.10	32.02	32.70	36.20	60.23	30.79	43.24	45.38
	GTR-T5-large	67.23	63.33	69.50	33.03	32.84	38.20	62.41	31.19	44.32	46.98
	GTR-T5-xl	67.55	64.51	69.63	33.39	34.28	38.76	63.65	31.10	45.73	47.95
	GTR-T5-xxl	68.53	64.07	72.70	34.02	36.77	39.90	65.62	31.37	47.01	49.67
	sentence-T5-base	51.15	49.37	66.02	30.17	24.63	33.67	47.29	29.78	41.71	48.24
	sentence-T5-xl	54.95	53.22	67.01	31.72	29.78	36.38	50.73	31.22	43.58	48.33
	sentence-T5-xxl	60.61	58.37	72.55	34.76	30.88	40.52	60.23	31.05	49.51	52.45
	sentence-T5-large	55.36	54.20	63.57	30.23	28.08	31.89	47.40	30.56	42.94	47.06
	msmarco-bert-co-condensor	56.34	53.50	62.20	28.38	20.12	31.93	53.04	31.16	36.56	36.99
	msmarco-roberta-base-v2	68.35	62.61	66.67	30.10	31.98	32.62	56.65	29.77	46.14	43.94
colbert reranker	colbert-v2	69.02	66.78	72.6	33.70	35.51	45.20	67.74	33.01	41.21	45.83
monoBERT	BERT (340M)	70.50	67.28	70.01	36.88	31.75	41.87	71.36	31.44	44.62	49.35
Cohere Rerank-v2	-	73.22	67.08	81.81	36.36	32.51	42.51	74.44	29.60	47.59	50.78
Promptagator++	-			76.2	37.0	38.1	43.4	73.1			
TWOLAR	TWOLAR-Large	72.82	67.61	84.30	35.70	33.4	47.8	75.6	33.9	52.7	58.3
	TWOLAR-XL	73.51	70.84	82.70	36.60	37.1	48.0	76.5	33.8	50.8	57.9

Table 12: Performance comparison (nDCG@10) of various pointwise reranking models across standard TREC Deep Learning (DL19, DL20) and multiple BEIR benchmark datasets.



Method	Model	DL19	DL20	Covid	NFCorpus	Touche	DBPedia	SciFact	Signal	News	Robust04
InContext	Mistral-7B	59.2	53.6	63.9	33.2	-	31.4	72.4			
	Llama-3.1.8B	55.7	51.9	72.8	34.7	-	35.3	76.1			
RankGPT	Llama-3.2-1B	47.13	44.93	59.29	31.43	37.20	26.04	67.49	26.94	38.76	38.14
	Llama-3.2-3B	58.05	53.33	68.18	31.86	37.23	36.14	67.32	32.75	42.49	44.83
	gpt-3.5-turbo	65.80	62.91	76.67	35.62	36.18	44.47	70.43	32.12	48.85	50.62
	gpt-4	75.59	70.56	85.51	38.47	38.57	47.12	74.95	34.40	52.89	57.55
	llama 3.1 8b	58.46	59.68	69.61	33.62	37.98	37.25	69.82	32.95	43.90	49.59
ListT5	listt5-base	71.80	68.10	78.30	35.60	33.40	43.70	74.10	33.50	48.50	52.10
	listt5-3b	71.80	69.10	84.70	37.70	33.60	46.20	77.0	33.80	53.20	57.80
lit5dist	LiT5-Distill-base	72.46	67.91	70.48	32.60	33.69	42.78	56.35	34.16	41.53	44.32
	LiT5-Distill-large	73.18	70.32	73.71	34.95	33.46	43.17	66.70	30.88	44.41	52.46
	LiT5-Distill-xl	72.45	72.46	72.97	35.81	32.76	43.52	71.88	31.23	46.59	53.77
	LiT5-Distill-base-v2	71.63	69.13	70.53	34.23	34.25	43.18	67.24	33.28	45.25	48.00
	LiT5-Distill-large-v2	72.15	67.78	73.10	34.05	34.55	43.35	69.30	31.16	42.42	50.95
	LiT5-Distill-xl-v2	71.94	71.93	73.08	34.68	34.29	44.59	69.68	32.76	45.88	51.70
lit5score	LiT5-Score-base	68.59	66.04	66.47	32.72	32.84	36.49	57.52	24.01	41.44	45.12
	LiT5-Score-large	71.01	66.43	69.84	33.64	30.71	37.85	62.48	24.81	43.35	47.42
	LiT5-Score-xl	69.36	65.56	69.66	34.36	29.09	39.10	67.50	24.07	44.95	52.88
Vicuna Reranker	Vicuna 7b	67.19	65.29	78.30	32.95	32.71	43.28	70.49	32.87	44.98	47.83
Zephyr Reranker	Zephyr 7B	74.22	70.21	80.70	36.58	31.12	43.18	75.13	31.96	48.95	54.20

Table 13: Evaluation results (nDCG@10) of listwise reranking approaches on TREC Deep Learning (DL19, DL20) and selected BEIR benchmarks.

Reranking/	Model	NQ			WebQ		
		Top-1	Top-10	Top-50	Top-1	Top-10	Top-50
BM25	-	23.46	56.32	74.57	19.54	53.44	72.34
UPR	T0-3B	35.42	67.56	76.75	32.48	64.17	73.67
	gpt-neo-2.7B	28.75	64.81	76.56	24.75	59.64	72.63
RankGPT	llamav3.1-8b	41.55	66.17	75.42	38.77	62.69	73.12
FlashRank	TinyBERT-L-2-v2	31.49	61.57	74.95	28.54	60.62	73.17
	ce-es-ci-MiniLM-L12-v2	34.70	64.81	76.17	31.84	62.54	73.47
RankT5	3b	47.17	70.85	76.89	40.40	66.58	74.45
Inranker	3b	15.90	48.06	69.00	14.46	46.11	69.34
LLM2Vec	Meta-Llama-31-8B	24.32	59.55	75.26	26.72	60.48	73.47
MonoBert	large	39.05	67.89	76.56	34.99	64.56	73.96
Twolar	twolar-xl	46.84	70.22	76.86	41.68	67.07	74.40
Echorank	flan-t5-large	36.73	59.11	62.38	31.74	58.75	61.51
	flan-t5-xl	41.68	59.05	62.38	36.22	57.18	61.51
Incontext Reranker	llamav3.1-8b	15.15	57.11	76.48	18.89	52.16	71.70
Lit5	LiT5-Distill-base	40.05	65.95	75.73	36.76	63.48	73.12
	LiT5-Distill-large	44.40	67.59	76.01	39.66	64.56	73.67
	LiT5-Distill-xl	47.81	68.55	76.26	42.37	65.55	73.62
	LiT5-Distill-base-v2	42.57	66.73	75.56	39.61	64.22	73.32
	LiT5-Distill-large-v2	46.53	67.83	75.87	41.97	65.64	72.98
	LiT5-Distill-xl-v2	47.92	69.03	76.17	41.53	65.69	73.27
Sentence Transformer Reranker	GTR-base	39.41	65.95	76.03	36.56	64.32	73.62
	GTR-large	40.63	68.25	76.73	38.97	65.30	73.57
	T5-base	31.19	63.60	76.06	29.77	62.84	73.52
	T5-large	30.80	63.35	76.37	30.51	61.71	73.37
	all-MiniLM-L6-v2	33.35	65.37	76.01	30.95	62.10	73.52
	GTR-xl	41.55	67.78	76.81	38.92	66.04	74.01
	GTR-xxl	42.93	68.55	77.00	39.41	65.89	74.01
	T5-xxl	38.89	67.78	76.64	35.82	65.20	74.01
	Bert-co-condensor	30.96	61.91	75.20	32.43	62.20	73.08
	Roberta-base-v2	32.60	63.24	75.42	31.34	62.64	73.37

Table 14: Performance of re-ranking methods on BM25-retrieved documents for NQ Test and WebQ Test. Results are reported in terms of Top-1, Top-5, Top-10, Top-20, and Top-50 accuracy, highlighting the impact of various re-ranking models on retrieval effectiveness. Please note that some results may differ from the original papers (e.g., UPR) as our experiments were conducted with the top 100 retrieved documents, whereas the original studies used 1,000 documents for ranking.