
Do Cognitively Interpretable Reasoning Traces Improve LLM Performance?

Siddhant Bhambri,
SCAI, Arizona State University,
Tempe, US
sbhambri1@asu.edu

Upasana Biswas,
SCAI, Arizona State University,
Tempe, US
ubiswas2@asu.edu

Subbarao Kambhampati,
SCAI, Arizona State University,
Tempe, US
rao@asu.edu

Abstract

Recent progress in reasoning-oriented Large Language Models (LLMs) has been driven by introducing Chain-of-Thought (CoT) traces, where models generate intermediate reasoning traces before producing an answer. These traces, as in DeepSeek R1, are not only used to guide inference but also serve as supervision signals for distillation into smaller models. A common but often implicit assumption is that CoT traces should be semantically meaningful and interpretable to the end user. While recent research questions the need for semantic nature of these traces, in this paper, we ask: “*Must CoT reasoning traces be interpretable to enhance LLM task performance?*” We investigate this question in the Open Book Question-Answering domain by supervised fine-tuning LLaMA and Qwen models on four types of reasoning traces: (1) DeepSeek R1 traces, (2) LLM-generated summaries of R1 traces, (3) LLM-generated post-hoc explanations of R1 traces, and (4) algorithmically generated verifiably correct traces. To quantify the trade-off between interpretability and performance, we further conduct a human-subject study with 100 participants rating the interpretability of each trace type. Our results reveal a striking mismatch: while fine-tuning on R1 traces yields the strongest performance, participants judged these traces to be the least interpretable. These findings suggest that it is useful to decouple intermediate tokens from end user interpretability.

1 Introduction

Reasoning with intermediate Chain-of-Thought (CoT)-style traces has become one of the defining strategies for improving the performance of Large Language Models over a diverse range of problems, as popularized by DeepSeek R1 [7]. While models such as DeepSeek R1 often generate excessively verbose responses [10], the R1-generated reasoning traces have been utilized as a learning signal for Supervised Fine-Tuning (SFT) smaller models to boost their performance [15, 19, 23].

A common but often implicit assumption behind these CoT traces is that they should be semantically meaningful and interpretable to humans. Although training with these traces is done primarily to improve LLM performance on a given task, these traces need not be semantically correct or interpretable to optimize this objective. Moreover, since these reasoning traces are exposed to the end user, they can possibly exacerbate issues like user distrust, misinformation, errors, and perpetuated biases [6]. This distinction has also been brought to light by the recent GPT-OSS models that generate

a CoT trace, a summary, and the final answer where the summary is shown for the humans and not the CoT trace [17]. There has been recent work that has challenged the first assumption behind these traces to be semantically meaningful by showing that both transformers and pre-trained LLMs can perform better when trained (or fine-tuned) with semantically incorrect traces paired with correct final solutions [3, 20]. In this work, we aim to specifically want to answer - “*Must CoT reasoning traces be interpretable to enhance LLM task performance?*”.

We specifically look at the Open Book Question Answering domain and utilize the CoTemp QA benchmark [21] which consists of problems comprising a set of facts that can be utilized to answer the respective question. We conduct Supervised Fine-Tuning (SFT) experiments on Llama-3.2-1B-Instruct, Llama-3.1-8B, and Qwen3-1.7B, and Qwen3-8B chat models using four different variations of reasoning traces paired with correct final solutions. We consider (1) DeepSeek R1 traces, (2) LLM (GPT-4o-mini)-generated summaries of R1 traces, (3) LLM (GPT-4o-mini)-generated post-hoc explanations of R1 traces, and (4) algorithmically generated verifiably correct traces (as introduced in [3] for Open Book QA benchmarks). We then compare the final solution accuracy across all fine-tuned models.

To objectively compare the interpretability across each of these trace types, we further conduct a human-subject study with 125 participants. Five different sets of 25 participants were hired on Prolific and asked to rate each of the reasoning trace types on a Likert Scale measuring interpretability via attributes such as reasoning trace predictability, comprehensibility, and faithfulness [5, 9]. While fine-tuning on R1 traces shows the strongest performance on three out of the four LLMs, our striking results reveal that users find R1 traces to be the least interpretable across all tested attributes when compared with the other trace types. R1 traces scored the lowest among all variations of reasoning traces, averaging 3.396 among all interpretability attributes. These findings highlight that cognitive interpretability of reasoning traces can in fact be an albatross from the perspective of LLM’s task performance.

2 Related Work

Large Language Models have significantly benefited from training with CoT traces coupled with final solutions for a variety of problems. There have been studies that have looked at and argued for making these CoT traces more interpretable, aka improve their faithfulness for the end user, as they are believed to serve as the LLM’s explanations to generate the final solution [1, 22, 13, 24, 18, 14, 12, 26]. On the other hand, there has also been work showcasing why these traces are not explainable to the end user [2]. Both sides of this argument stem from the assumption that these traces are indeed meant to be useful for the end user and not just for the LLM to improve its final solution performance over a certain task. We specifically challenge this assumption in an effort to show the disconnect between the use of CoT traces for the LLM (as a training signal in SFT) and the use of CoT traces for the end user (as an interpretable reason behind the model’s final solution). Interpretability has been studied along multiple attributes, including predictability, comprehensibility, interpretability, and faithfulness [9, 5]. These dimensions have been used to evaluate post hoc XAI methods and to develop a rigorous framework for interpretable machine learning.

3 Measuring LLM Performance via SFT w/ different Reasoning Traces

Dataset and Metrics: CoTemp QA [21] consists of English co-temporal questions which involve identifying the type of temporal relation posed in the problem, followed by inferring which fact in the given passage of text satisfies the temporal relation with the question. For all our SFT experiments, we look at the final solution accuracy across all fine-tuned models using the four trace types.

Reasoning Trace generation: We first consider (1) DeepSeek R1 traces where we prompt the R1 model on the CoTemp QA training dataset

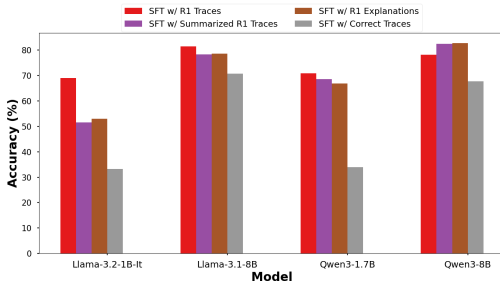


Figure 1: Final solution performance on CoTemp QA test dataset after SFT with different trace types on Llama and Qwen models.

and collect the model responses for our SFT experiments where it got the correct final answer. Utilizing this filtered training dataset, we prompt GPT-4o-mini to generate both (2) summaries and (3) post-hoc explanations of these R1 traces. Since R1 traces can often be verbose, we posit that their summary as well as a post-hoc explanation can likely be more interpretable to the end user. As a control study, we utilize the generated SFT trace datasets from [3] which consist of the (4) semantically correct verifiable reasoning traces. These traces have been algorithmically generated by extracting the relevant fact/s from the provided passage.

Results: We highlight the key SFT results in Figure 1. A common observation seen across three out of the four models (except in Qwen3-8B) is that SFT with R1 traces leads to the highest final solution accuracy over SFT with any other trace type with the largest performance boost seen for Llama-3.2-1B-Instruct model. Furthermore, among all the four models, we note that SFT with the algorithmically-generated semantically correct traces and SFT with the adversarially-generated incorrect traces perform the worst also in comparison to SFT with summaries and explanations of R1 traces. Keeping these results in consideration, we conduct a user study to test if the R1 traces that led to the best performing SFT models are interpretable to humans.

4 Measuring Trace Interpretability via Human-Subject Studies

We conducted four separate user studies to evaluate the interpretability of the four types of reasoning traces. In each study, participants were shown only one type of trace: (1) DeepSeek R1 traces, (2) summarized R1 traces, (3) post-hoc explanations of R1 traces, or (4) verifiably correct reasoning traces [3]. Our hypotheses are tested in a between-subjects design, comparing participant responses across these four groups. The specific hypotheses we test are:

- **H1:** Reasoning traces that improve task accuracy will not lead to higher interpretability for the user.
- **H2:** Reasoning traces that improve task accuracy will be associated with higher cognitive workload for the user, as measured by increased mental demand, effort, and frustration.

Experimental Setup: For each trace type, we recruited 25 users (100 in total) on Prolific. Each participant viewed five Q/A examples (fixed across all studies), consisting of the input question, the predicted answer, and the reasoning trace. After each example, participants rated the reasoning trace on a 5-point Likert scale on the following properties as suggested by [5, 9]: predictability, comprehensibility, interpretability, and faithfulness to context (alignment with given facts). To capture the cognitive workload involved in processing and evaluating the traces, we used the NASA-TLX assessment [8], focusing on the dimensions of mental demand, effort, and frustration.

Main Findings: From Table 1, we observe that participants rated algorithmically generated correct reasoning traces from [3] as the most interpretable across all dimensions—predictability, comprehensibility, interpretability, and faithfulness—consistently scoring higher medians than all other trace types. In contrast, R1 traces received the lowest interpretability ratings across every dimension. Summarized R1 traces and R1-trace explanations received intermediate ratings, indicating that compact or post-hoc representations improve human comprehension compared to raw R1 traces. In terms of cognitive workload, R1 traces imposed higher mental demand, effort, and frustration compared to other kinds of traces. Correct traces were associated with relatively lower cognitive workload, indicating that users found them easiest to follow and comprehend.

Statistical Analysis: We conducted pairwise Mann-Whitney U tests [16] at a significance level of $\alpha = 0.05$ with Bonferroni correction applied for multiple comparisons. Null hypotheses derived from our study hypotheses were defined as follows: NH1 (Interpretability): There is no difference in interpretability ratings between R1 traces and algorithmically-generated correct reasoning traces. NH2 (Cognitive Workload): There is no difference in cognitive workload ratings between R1 traces and algorithmically-generated correct reasoning traces.

There was a significant difference in interpretability measured between these two trace types, across all measured dimensions (predictability: $U = 176.5, p = .00022 < 0.05$; comprehensibility: $U = 175, p = .00019 < 0.05$; interpretability: $U = 161, p = .00014 < 0.05$; faithfulness: $U = 178.5, p = .00015 < 0.05$). Further analysis also shows that there was a significant difference between cognitive workload of users between the two trace types, across all measured dimensions (mental

demand: $U = 194$, $p = .00036 < 0.05$; effort: $U = 176$, $p = .00013 < 0.05$; frustration: $U = 176.5$, $p = .01287 < 0.05$). Thus, we can reject NH1 and NH2, validating

Dimension	Question	R1 Traces	Summarized R1 Traces	R1 Explanations	Correct Traces
Predictability	I could anticipate the next steps or conclusions based on earlier parts of the reasoning ↑	3.48	4.45	4.29	4.82
Comprehensibility	I understood the reasoning followed by the model ↑	3.46	4.55	4.27	4.56
	I could follow each step in the reasoning without confusion ↑	3.46	4.54	4.28	4.84
Interpretability	The reasoning helped me understand why the model acted or concluded the way it did ↑	3.31	4.53	4.29	4.86
Faithfulness	There were no major gaps or missing reasoning steps in the reasoning ↑	3.33	4.54	4.26	4.72
	The reasoning is consistent with the facts or evidence provided in the context ↑	3.34	4.24	4.29	4.84
Mental Demand	How mentally demanding was the task? ↓	4.65	2.87	2.92	2.31
Effort	How hard did you have to work to accomplish your level of performance? ↓	4.54	2.39	2.17	2.86
Frustration	How frustrated, stressed, and annoyed were you? ↓	4.58	2.04	2.42	2.42

Table 1: Median participant ratings of reasoning traces across dimensions of interpretability and cognitive workload. Arrows indicate the desired direction of scores: ↑ higher ratings are better for interpretability measures, ↓ lower ratings are better for cognitive workload measures.

5 Discussion

Our findings reveal a major disconnect between the utility of reasoning traces for improving LLM performance and their cognitive interpretability for humans. SFT with R1 traces led to higher accuracy, yet these traces were rated the lowest across all dimensions of interpretability—predictability, comprehensibility, and faithfulness—and were associated with the highest mental demand, effort, and frustration. Summaries and post-hoc explanations of R1 traces further validate this point: although they yielded lower accuracy than R1 traces, they are easier for users to predict, understand, and perceive as faithful. By contrast, algorithmically generated correct traces were judged as most interpretable and least mentally demanding, but yielded the weakest improvements in model accuracy. These results clearly highlight that verbose traces like R1 provide rich training signals for models, but are poorly aligned with the interpretability expectations of the end user. Furthermore, the reasoning traces which benefit the LLMs the most need not have semantic structure, underscoring a fundamental disconnect between what serves as a good training signal and what supports human understanding.

6 Conclusion

In this work, we studied the relationship between the use reasoning traces for improving model performance and their interpretability for end users. Through SFT experiments on four LLMs, we observed that R1 traces yielded the highest accuracy on the CoTemp QA benchmark over other trace types. In contrast, our human-subject study revealed that these same R1 traces were rated lowest across all interpretability dimensions and imposed the greatest cognitive workload. These findings demonstrate that reasoning traces which help models do not necessarily carry semantics that humans find interpretable. This decoupling broadly has two key takeaways for future works - (1) CoT-style

traces should only be utilized for optimizing model performance and not end-user interpretability, and (2) independent efforts should be carried out for generating explanations behind the model’s answer tailored for the end-user.

7 Acknowledgments

This research is supported primarily by ONR grant N0001423-1-2409. This research is also supported by DARPA grant HR00112520016, and gifts from Qualcomm, J.P. Morgan and Amazon.

References

- [1] Iván Arcuschin, Jett Janiak, Robert Krzyzanowski, Senthooan Rajamanoharan, Neel Nanda, and Arthur Conmy. Chain-of-thought reasoning in the wild is not always faithful. *arXiv preprint arXiv:2503.08679*, 2025.
- [2] Fazl Barez, Tung-Yu Wu, Iván Arcuschin, Michael Lan, Vincent Wang, Noah Siegel, Nicolas Collignon, Clement Neo, Isabelle Lee, Alasdair Paren, et al. Chain-of-thought is not explainability. *Preprint, alphaXiv*, page v2, 2025.
- [3] Siddhant Bhambri, Upasana Biswas, and Subbarao Kambhampati. Interpretable traces, unexpected outcomes: Investigating the disconnect in trace-based knowledge distillation. *arXiv preprint arXiv:2505.13792*, 2025.
- [4] Tim Dettmers, Artidoro Pagnoni, Ari Holtzman, and Luke Zettlemoyer. Qlora: Efficient finetuning of quantized llms. *Advances in neural information processing systems*, 36:10088–10115, 2023.
- [5] Finale Doshi-Velez and Been Kim. Towards a rigorous science of interpretable machine learning, 2017.
- [6] Riccardo Guidotti, Anna Monreale, Salvatore Ruggieri, Franco Turini, Fosca Giannotti, and Dino Pedreschi. A survey of methods for explaining black box models. *ACM computing surveys (CSUR)*, 51(5):1–42, 2018.
- [7] Daya Guo, Dejian Yang, Haowei Zhang, Junxiao Song, Ruoyu Zhang, Runxin Xu, Qihao Zhu, Shirong Ma, Peiyi Wang, Xiao Bi, et al. Deepseek-r1: Incentivizing reasoning capability in llms via reinforcement learning. *arXiv preprint arXiv:2501.12948*, 2025.
- [8] Sandra G Hart. Nasa-task load index (nasa-tlx); 20 years later. In *Proceedings of the human factors and ergonomics society annual meeting*, volume 50, pages 904–908. Sage publications Sage CA: Los Angeles, CA, 2006.
- [9] Anahid N. Jalali, Bernhard Haslhofer, Simone Kriglstein, and Andreas Rauber. Predictability and comprehensibility in post-hoc xai methods: A user-centered analysis. *ArXiv*, abs/2309.11987, 2023.
- [10] Subbarao Kambhampati, Kaya Stechly, and Karthik Valmeekam. (how) do reasoning models reason? *Annals of the New York Academy of Sciences*, 2025.
- [11] Woosuk Kwon, Zhuohan Li, Siyuan Zhuang, Ying Sheng, Lianmin Zheng, Cody Hao Yu, Joseph E. Gonzalez, Hao Zhang, and Ion Stoica. Efficient memory management for large language model serving with pagedattention. In *Proceedings of the ACM SIGOPS 29th Symposium on Operating Systems Principles*, 2023.
- [12] Tamera Lanham, Anna Chen, Ansh Radhakrishnan, Benoit Steiner, Carson Denison, Danny Hernandez, Dustin Li, Esin Durmus, Evan Hubinger, Jackson Kernion, et al. Measuring faithfulness in chain-of-thought reasoning. *arXiv preprint arXiv:2307.13702*, 2023.
- [13] Jiachun Li, Pengfei Cao, Yubo Chen, Jiexin Xu, Huaijun Li, Xiaojian Jiang, Kang Liu, and Jun Zhao. Towards better chain-of-thought: A reflection on effectiveness and faithfulness. *arXiv preprint arXiv:2405.18915*, 2024.

- [14] Qing Lyu, Shreya Havaldar, Adam Stein, Li Zhang, Delip Rao, Eric Wong, Marianna Apidianaki, and Chris Callison-Burch. Faithful chain-of-thought reasoning. In *The 13th International Joint Conference on Natural Language Processing and the 3rd Conference of the Asia-Pacific Chapter of the Association for Computational Linguistics (IJCNLP-AACL 2023)*, 2023.
- [15] Lucie Charlotte Magister, Jonathan Mallinson, Jakub Adamek, Eric Malmi, and Aliaksei Severyn. Teaching small language models to reason. *arXiv preprint arXiv:2212.08410*, 2022.
- [16] Patrick E McKnight and Julius Najab. Mann-whitney u test. *The Corsini encyclopedia of psychology*, pages 1–1, 2010.
- [17] OpenAI. Introducing gpt-oss. <https://openai.com/index/introducing-gpt-oss/>, 2025. Accessed: 2025-08-21.
- [18] Debjit Paul, Robert West, Antoine Bosselut, and Boi Faltings. Making reasoning matter: Measuring and improving faithfulness of chain-of-thought reasoning. *arXiv preprint arXiv:2402.13950*, 2024.
- [19] Kumar Shridhar, Alessandro Stolfo, and Mrinmaya Sachan. Distilling reasoning capabilities into smaller language models. In *Annual Meeting of the Association for Computational Linguistics*, 2022.
- [20] Kaya Stechly, Karthik Valmeekam, Atharva Gundawar, Vardhan Palod, and Subbarao Kambhampati. Beyond semantics: The unreasonable effectiveness of reasonless intermediate tokens. *arXiv preprint arXiv:2505.13775*, 2025.
- [21] Zhaochen Su, Juntao Li, Jun Zhang, Tong Zhu, Xiaoye Qu, Pan Zhou, Yan Bowen, Yu Cheng, et al. Living in the moment: Can large language models grasp co-temporal reasoning? *arXiv preprint arXiv:2406.09072*, 2024.
- [22] Sree Harsha Tanneru, Dan Ley, Chirag Agarwal, and Himabindu Lakkaraju. On the hardness of faithful chain-of-thought reasoning in large language models. *arXiv preprint arXiv:2406.10625*, 2024.
- [23] Yijun Tian, Yikun Han, Xiusi Chen, Wei Wang, and Nitesh V Chawla. Beyond answers: Transferring reasoning capabilities to smaller llms using multi-teacher knowledge distillation. In *Proceedings of the Eighteenth ACM International Conference on Web Search and Data Mining*, pages 251–260, 2025.
- [24] Martin Tutek, Fateme Hashemi Chaleshtori, Ana Marasović, and Yonatan Belinkov. Measuring chain of thought faithfulness by unlearning reasoning steps. *arXiv preprint arXiv:2502.14829*, 2025.
- [25] Thomas Wolf, Lysandre Debut, Victor Sanh, Julien Chaumond, Clement Delangue, Anthony Moi, Pierric Cistac, Tim Rault, Remi Louf, Morgan Funtowicz, Joe Davison, Sam Shleifer, Patrick von Platen, Clara Ma, Yacine Jernite, Julien Plu, Canwen Xu, Teven Le Scao, Sylvain Gugger, Mariama Drame, Quentin Lhoest, and Alexander Rush. Transformers: State-of-the-art natural language processing. In Qun Liu and David Schlangen, editors, *Proceedings of the 2020 Conference on Empirical Methods in Natural Language Processing: System Demonstrations*, pages 38–45, Online, October 2020. Association for Computational Linguistics.
- [26] Wei Jie Yeo, Ranjan Satapathy, Rick Siow Mong Goh, and Erik Cambria. How interpretable are reasoning explanations from prompting large language models? *arXiv preprint arXiv:2402.11863*, 2024.

A Additional Experiment Details

A.1 Dataset

CoTemp QA: The dataset is categorized into four temporal relation types, namely - ‘equal’, ‘overlap’, ‘during’ and ‘mix’, and requires around one or two facts for answering the question. For our experiments, we utilize 3,798 train and 950 test samples to construct the SFT datasets. The train/test splits for each category are shown in Table 2.

Table 2: Train and Test data distribution for CoTemp QA dataset used in our SFT experiments.

Category	Train/Test Samples
equal	349 / 87
overlap	522 / 131
during	2477 / 619
mix	450 / 113

A.2 Implementation Details and Hyper-parameters

Models were fine-tuned using the Hugging Face library [25] on a single 80GB NVIDIA Tesla A100 GPU for 3 epochs (effective batch size 16, max sequence length 1024). We employed PEFT QLoRA [4] (rank 16, alpha 32) with a learning rate of 2e-4 (8-bit AdamW, cosine scheduler, 0.1 warm-up). Prompt experiments utilized vLLM [11]. We will release the code and datasets used for our experiments on acceptance.

A.3 Prompts

R1 Trace Summarization Prompt

Summarize the following trace in a very concise and clear manner, highlighting key events and outcomes in less than 100 words:

...
{R1 trace}
...
Summary:

R1 Trace Explanation Prompt

{Problem}
...
{R1 trace}
...
{R1 answer}
You have answered the question correctly. Please provide a detailed explanation of the reasoning behind your answer. The explanation should be clear, concise, and easy to understand.

...
Explanation:

B User Study

To evaluate the interpretability of reasoning traces generated by reasoning models, we conducted a set of structured user studies. Each participant was given a compensation of 12\$/hr. The IRB protocol details will be released on acceptance. Each study followed the same sequence of steps, designed to ensure consistency across participants for each study. Below we outline the main components of the study design.

B.1 Human Participant Demographics

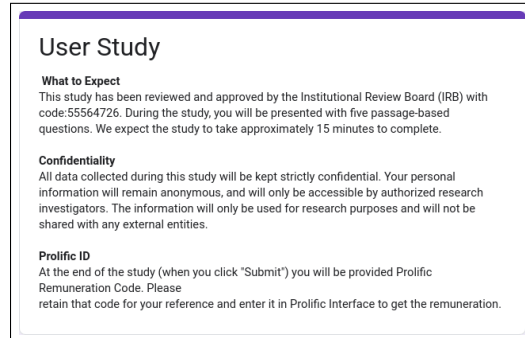
We conducted four user studies with participants recruited through Prolific (all located in the United States). In general, the participant populations in all four studies were demographically similar, with no major differences in the age or education distribution, suggesting that the results in the studies are comparable and not driven by differences in the composition of the participants.

Education: Participants spanned a range of educational backgrounds. Across all studies, the majority held an *Undergraduate Degree* (roughly 45–55% in each study), followed by *Master's Degrees* (20–30%), and a smaller proportion with *PhDs or equivalent doctoral-level degrees* (10–15%). A minority of participants reported *High School*, *Associate's Degree*, or *Some College* as their highest level of education (<10% each). These proportions were consistent across the four studies.

Age: The participants were distributed over a wide age range, with the largest groups being *35–50 years old* (approximately 35–40%) and *51+ years old* (30–35%). Younger age groups were represented to a lesser extent: *26–34 years old* (20–25%) and *18–25 years old* (5–10%). Again, these proportions were stable across studies.

B.2 Consent and Statement

Each participant began the study by reviewing and agreeing to a consent statement. The statement explained the goals of the study, what participants would be asked to do, and how their data would be handled.



The screenshot shows a consent statement titled "User Study". It includes sections for "What to Expect", "Confidentiality", and "Prolific ID".

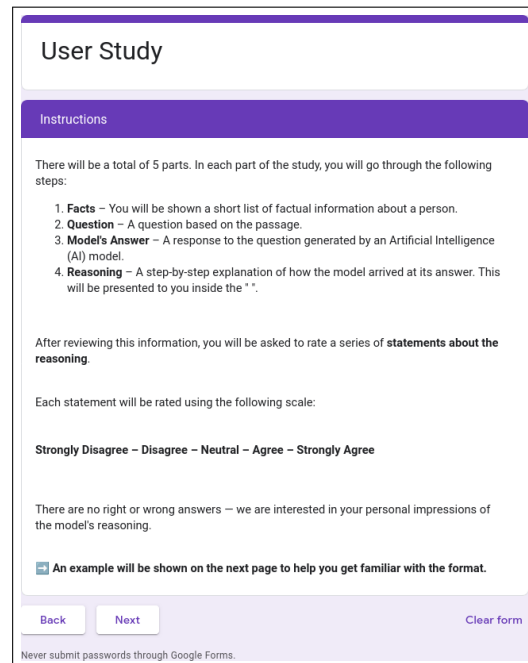
User Study

What to Expect
This study has been reviewed and approved by the Institutional Review Board (IRB) with code:55564726. During the study, you will be presented with five passage-based questions. We expect the study to take approximately 15 minutes to complete.

Confidentiality
All data collected during this study will be kept strictly confidential. Your personal information will remain anonymous, and will only be accessible by authorized research investigators. The information will only be used for research purposes and will not be shared with any external entities.

Prolific ID
At the end of the study (when you click "Submit") you will be provided Prolific Remuneration Code. Please retain that code for your reference and enter it in Prolific Interface to get the remuneration.

Figure 2: Consent statement shown to participants before starting the study.



The screenshot shows the instructions for the "User Study". It outlines the structure of the study, which consists of 5 parts. Each part involves reviewing a list of facts, answering a question, providing a model's answer, and reasoning about the answer. It also includes a rating scale for the reasoning and a note about the format of the example.

User Study

Instructions

There will be a total of 5 parts. In each part of the study, you will go through the following steps:

1. **Facts** – You will be shown a short list of factual information about a person.
2. **Question** – A question based on the passage.
3. **Model's Answer** – A response to the question generated by an Artificial Intelligence (AI) model.
4. **Reasoning** – A step-by-step explanation of how the model arrived at its answer. This will be presented to you inside the " ".

After reviewing this information, you will be asked to rate a series of **statements about the reasoning**.

Each statement will be rated using the following scale:

Strongly Disagree – Disagree – Neutral – Agree – Strongly Agree

There are no right or wrong answers – we are interested in your personal impressions of the model's reasoning.

☒ An example will be shown on the next page to help you get familiar with the format.

[Back](#) [Next](#) [Clear form](#)

Never submit passwords through Google Forms.

Figure 3: Instructions shown to participants before starting the study.

Figure 4: Consent statement (left) and instructions (right) shown to participants.

B.3 Instructions

Participants were provided with detailed instructions describing the study structure. Each of the five parts of the study followed the same format:

1. **Facts:** A short list of factual statements about a person.

- 2. **Question:** A query based on the passage.
- 3. **Model’s Answer:** The response generated by the AI model.
- 4. **Reasoning:** A step-by-step explanation of how the model arrived at its answer.

After reviewing this information, participants rated statements about the reasoning on a 5-point Likert scale (Strongly Disagree–Strongly Agree).

User Study

Example

Facts:

- Gilbert Collard is a member of the National Rally from 2017 to 2022.
- Gilbert Collard holds the position of general secretary from November 30, 2018 to 2022.
- Gilbert Collard holds the position of council member in April 4, 2014.
- Gilbert Collard holds the position of Anglican Bishop of Llandaff in January, 1974.
- Gilbert Collard is a member of the Reconquu00eate in 2022.
- Gilbert Collard holds the position of member of the European Parliament in July 2, 2019.
- Gilbert Collard is a member of the French Section of the Workers' International from 1964 to 1969.
- Gilbert Collard holds the position of medical director from 1970 to 2010.
- Gilbert Collard holds the position of Shadow Secretary of State for Northern Ireland in August, 1964.
- Gilbert Collard is a member of the Socialist Party from 1969 to 1992.

Question: While Gilbert Collard was holding the position of member of the European Parliament, which position did Gilbert Collard during the identical time period? Only return the answer.

Model's Answer: general secretary

Reasoning:
Gilbert Collard served as a Member of the European Parliament (MEP) starting July 2, 2019. Concurrently, he held the position of general secretary of the National Rally from November 30, 2018, until 2022, and was a member of the National Rally from 2017 to 2022. His MEP role overlapped with both positions, but the general secretary role is the most relevant concurrent position during his tenure as MEP. He joined Reconquu00eate in 2022, after his time in the European Parliament.

Please rate the following statements about the reasoning above;

Once you are done with this example, the user study begins from the next section.

I could anticipate the next steps or conclusions based on earlier parts of the reasoning.

1

2

3

4

5

Strongly Disagree

Strongly Agree

Back

Next

Clear form

Never submit passwords through Google Forms.

Figure 5: Example shown to participants.

User Study

Question 1

Facts:

- Stine Bosse worked for Paramount Pictures from January 14, 1992 to November 24, 1999.
- Stine Bosse worked for IBM Almaden Research Center in October, 2008.
- Stine Bosse attended University of Copenhagen in 1987.
- Stine Bosse worked for Thomas Edison State University from June, 2007 to January, 2011.
- Stine Bosse works for Tryg from September 30, 2002 to February 1, 2011.
- Stine Bosse works for TDC from September 27, 2004 to February 28, 2006.
- Stine Bosse works for Alka from September 30, 2002 to February 1, 2011.
- Stine Bosse worked for National University of Science and Technology in January, 1999.
- Stine Bosse worked for Vassar College from March 26, 1998 to March 28, 1999.
- Stine Bosse works for Nykredit from January 16, 1989 to January 28, 1992.

Question: While Stine Bosse was working for TDC, which employer did Stine Bosse work for within the same time interval? Only return the answer.

Model's Answer: Tryg and Alka

Reasoning:
Stine Bosse worked for TDC from September 27, 2004, to February 28, 2006. During this period, she also worked for Tryg and Alka, both of which had overlapping employment dates from September 30, 2002, to February 1, 2011. Although the question asks for a singular employer, both Tryg and Alka qualify as valid answers.

Please rate the following statements about the reasoning above:-

Figure 6: Task shown to participants.

Figure 7: Example (left) and task (right) shown to participants.

B.4 Q/A Task

Before beginning the main task, participants reviewed an example question and answer with reasoning (see Fig. X). Participants then completed five Q/A tasks of the same form as the example. Each task included a passage, model answer, reasoning trace, and associated questionnaire.

B.5 Questionnaire

After each reasoning trace, participants filled out a brief questionnaire assessing dimensions of interpretability (see Fig. Y). At the end of the study, participants completed a feedback survey, with NASA-TLX questions to measure perceived workload.

I could anticipate the next steps or conclusions based on earlier parts of the reasoning.

1

2

3

4

5

Strongly Disagree

☐

☐

☐

☐

☐

Strongly Agree

I understood the reasoning followed by the model.

1

2

3

4

5

Strongly Disagree

☐

☐

☐

☐

☐

Strongly Agree

I could follow each step in the reasoning without confusion.

1

2

3

4

5

Strongly Disagree

☐

☐

☐

☐

☐

Strongly Agree

The reasoning helped me understand why the model acted or concluded the way it did.

1

2

3

4

5

Strongly Disagree

☐

☐

☐

☐

☐

Strongly Agree

There were no major gaps or missing reasoning steps in the reasoning.

1

2

3

4

5

Strongly Disagree

☐

☐

☐

☐

☐

Strongly Agree

The reasoning is consistent with the facts or evidence provided in the context.

1

2

3

4

5

Strongly Disagree

☐

☐

☐

☐

☐

Strongly Agree

Back

Next

Clear form

User Study

Final Feedback

Thank you for completing the main part of the study! Before you finish, we would like you to answer a few short questions about your experience with the task.

How mentally demanding was the task?

1

2

3

4

5

Very Low

☐

☐

☐

☐

☐

Very High

How hard did you have to work to accomplish your level of performance?

1

2

3

4

5

Very Low

☐

☐

☐

☐

☐

Very High

How frustrated, stressed, and annoyed were you?

1

2

3

4

5

Very Low

☐

☐

☐

☐

☐

Very High

Back

Next

Clear form

Never submit passwords through Google Forms.

This content is neither created nor endorsed by Google. [Contact form owner](#) · [Terms of Service](#) · [Privacy Policy](#)

Does this form look suspicious? [Report](#)

Google Forms

B.6 Statistical Analysis Results

Dimension	R1 vs Correct			R1 vs Summarized R1			R1 vs Explanations		
	<i>U</i>	<i>p</i>	Sig.	<i>U</i>	<i>p</i>	Sig.	<i>U</i>	<i>p</i>	Sig.
H1: Interpretability									
Predictability	176.5	.00022	Yes	177.0	.00036	Yes	126.5	.0004	Yes
Comprehensibility	175	.00019	Yes	102.2	< .00001	Yes	126	.0006	Yes
Interpretability	161	.00014	Yes	74.5	< .00001	Yes	187	< .00001	Yes
Faithfulness	178.5	.00015	Yes	73.5	< .00001	Yes	115.5	< .00001	Yes
H2: Cognitive Workload									
Mental Demand	194	.00036	Yes	237.5	0.055	No	264	.21	No
Effort	176	.00013	Yes	169.5	.0016	Yes	104	< .00001	Yes
Frustration	102.5	.01287	Yes	164	0.0013	Yes	158	.00056	Yes

Table 3: Pairwise Mann–Whitney U test results across different trace types. Significance is determined at $\alpha = 0.05$ with Bonferroni correction.

C Limitations

In this work, we analyze the correlation between the final solution performance of LLMs when fine-tuned with different types of CoT-style traces and the interpretability of these traces for end users. Due to computational limitations, we restrict our scope on experiments with models up to 8 billion parameters. We also restrict our study on simple Open Book QA problems that can be easily understood and answered by lay users. Future works can scale our study to analyze the impact on final performance by fine-tuning larger parameter LLMs, and hire domain experts for conducting user studies on scientific benchmarks such as math or coding problems.

NeurIPS Paper Checklist

1. Claims

Question: Do the main claims made in the abstract and introduction accurately reflect the paper's contributions and scope?

Answer: [\[Yes\]](#)

Justification: The claims made in the abstract and introduction are clearly defined in the later parts of the paper substantiated with the respective experiment results and findings.

Guidelines:

- The answer NA means that the abstract and introduction do not include the claims made in the paper.
- The abstract and/or introduction should clearly state the claims made, including the contributions made in the paper and important assumptions and limitations. A No or NA answer to this question will not be perceived well by the reviewers.
- The claims made should match theoretical and experimental results, and reflect how much the results can be expected to generalize to other settings.
- It is fine to include aspirational goals as motivation as long as it is clear that these goals are not attained by the paper.

2. Limitations

Question: Does the paper discuss the limitations of the work performed by the authors?

Answer: [\[Yes\]](#)

Justification: The limitations of the work have been included in the Appendix of the paper.

Guidelines:

- The answer NA means that the paper has no limitation while the answer No means that the paper has limitations, but those are not discussed in the paper.
- The authors are encouraged to create a separate "Limitations" section in their paper.
- The paper should point out any strong assumptions and how robust the results are to violations of these assumptions (e.g., independence assumptions, noiseless settings, model well-specification, asymptotic approximations only holding locally). The authors should reflect on how these assumptions might be violated in practice and what the implications would be.
- The authors should reflect on the scope of the claims made, e.g., if the approach was only tested on a few datasets or with a few runs. In general, empirical results often depend on implicit assumptions, which should be articulated.
- The authors should reflect on the factors that influence the performance of the approach. For example, a facial recognition algorithm may perform poorly when image resolution is low or images are taken in low lighting. Or a speech-to-text system might not be used reliably to provide closed captions for online lectures because it fails to handle technical jargon.
- The authors should discuss the computational efficiency of the proposed algorithms and how they scale with dataset size.
- If applicable, the authors should discuss possible limitations of their approach to address problems of privacy and fairness.
- While the authors might fear that complete honesty about limitations might be used by reviewers as grounds for rejection, a worse outcome might be that reviewers discover limitations that aren't acknowledged in the paper. The authors should use their best judgment and recognize that individual actions in favor of transparency play an important role in developing norms that preserve the integrity of the community. Reviewers will be specifically instructed to not penalize honesty concerning limitations.

3. Theory assumptions and proofs

Question: For each theoretical result, does the paper provide the full set of assumptions and a complete (and correct) proof?

Answer: [\[NA\]](#)

Justification: N/A

Guidelines:

- The answer NA means that the paper does not include theoretical results.
- All the theorems, formulas, and proofs in the paper should be numbered and cross-referenced.
- All assumptions should be clearly stated or referenced in the statement of any theorems.
- The proofs can either appear in the main paper or the supplemental material, but if they appear in the supplemental material, the authors are encouraged to provide a short proof sketch to provide intuition.
- Inversely, any informal proof provided in the core of the paper should be complemented by formal proofs provided in appendix or supplemental material.
- Theorems and Lemmas that the proof relies upon should be properly referenced.

4. Experimental result reproducibility

Question: Does the paper fully disclose all the information needed to reproduce the main experimental results of the paper to the extent that it affects the main claims and/or conclusions of the paper (regardless of whether the code and data are provided or not)?

Answer: [\[Yes\]](#)

Justification: All necessary experiment details have been included in Section 3 and 4 of the main paper along with the Appendix.

Guidelines:

- The answer NA means that the paper does not include experiments.
- If the paper includes experiments, a No answer to this question will not be perceived well by the reviewers: Making the paper reproducible is important, regardless of whether the code and data are provided or not.
- If the contribution is a dataset and/or model, the authors should describe the steps taken to make their results reproducible or verifiable.
- Depending on the contribution, reproducibility can be accomplished in various ways. For example, if the contribution is a novel architecture, describing the architecture fully might suffice, or if the contribution is a specific model and empirical evaluation, it may be necessary to either make it possible for others to replicate the model with the same dataset, or provide access to the model. In general, releasing code and data is often one good way to accomplish this, but reproducibility can also be provided via detailed instructions for how to replicate the results, access to a hosted model (e.g., in the case of a large language model), releasing of a model checkpoint, or other means that are appropriate to the research performed.
- While NeurIPS does not require releasing code, the conference does require all submissions to provide some reasonable avenue for reproducibility, which may depend on the nature of the contribution. For example
 - (a) If the contribution is primarily a new algorithm, the paper should make it clear how to reproduce that algorithm.
 - (b) If the contribution is primarily a new model architecture, the paper should describe the architecture clearly and fully.
 - (c) If the contribution is a new model (e.g., a large language model), then there should either be a way to access this model for reproducing the results or a way to reproduce the model (e.g., with an open-source dataset or instructions for how to construct the dataset).
 - (d) We recognize that reproducibility may be tricky in some cases, in which case authors are welcome to describe the particular way they provide for reproducibility. In the case of closed-source models, it may be that access to the model is limited in some way (e.g., to registered users), but it should be possible for other researchers to have some path to reproducing or verifying the results.

5. Open access to data and code

Question: Does the paper provide open access to the data and code, with sufficient instructions to faithfully reproduce the main experimental results, as described in supplemental material?

Answer: [Yes]

Justification: Both code and data will be released, current submission does not allow attaching data and code in supplementary material.

Guidelines:

- The answer NA means that paper does not include experiments requiring code.
- Please see the NeurIPS code and data submission guidelines (<https://nips.cc/public/guides/CodeSubmissionPolicy>) for more details.
- While we encourage the release of code and data, we understand that this might not be possible, so “No” is an acceptable answer. Papers cannot be rejected simply for not including code, unless this is central to the contribution (e.g., for a new open-source benchmark).
- The instructions should contain the exact command and environment needed to run to reproduce the results. See the NeurIPS code and data submission guidelines (<https://nips.cc/public/guides/CodeSubmissionPolicy>) for more details.
- The authors should provide instructions on data access and preparation, including how to access the raw data, preprocessed data, intermediate data, and generated data, etc.
- The authors should provide scripts to reproduce all experimental results for the new proposed method and baselines. If only a subset of experiments are reproducible, they should state which ones are omitted from the script and why.
- At submission time, to preserve anonymity, the authors should release anonymized versions (if applicable).
- Providing as much information as possible in supplemental material (appended to the paper) is recommended, but including URLs to data and code is permitted.

6. Experimental setting/details

Question: Does the paper specify all the training and test details (e.g., data splits, hyper-parameters, how they were chosen, type of optimizer, etc.) necessary to understand the results?

Answer: [Yes]

Justification: All necessary experiment details have been provided in the Appendix.

Guidelines:

- The answer NA means that the paper does not include experiments.
- The experimental setting should be presented in the core of the paper to a level of detail that is necessary to appreciate the results and make sense of them.
- The full details can be provided either with the code, in appendix, or as supplemental material.

7. Experiment statistical significance

Question: Does the paper report error bars suitably and correctly defined or other appropriate information about the statistical significance of the experiments?

Answer: [Yes]

Justification: Statistical significance tests have been performed for the user study results.

Guidelines:

- The answer NA means that the paper does not include experiments.
- The authors should answer "Yes" if the results are accompanied by error bars, confidence intervals, or statistical significance tests, at least for the experiments that support the main claims of the paper.
- The factors of variability that the error bars are capturing should be clearly stated (for example, train/test split, initialization, random drawing of some parameter, or overall run with given experimental conditions).
- The method for calculating the error bars should be explained (closed form formula, call to a library function, bootstrap, etc.)
- The assumptions made should be given (e.g., Normally distributed errors).

- It should be clear whether the error bar is the standard deviation or the standard error of the mean.
- It is OK to report 1-sigma error bars, but one should state it. The authors should preferably report a 2-sigma error bar than state that they have a 96% CI, if the hypothesis of Normality of errors is not verified.
- For asymmetric distributions, the authors should be careful not to show in tables or figures symmetric error bars that would yield results that are out of range (e.g. negative error rates).
- If error bars are reported in tables or plots, The authors should explain in the text how they were calculated and reference the corresponding figures or tables in the text.

8. Experiments compute resources

Question: For each experiment, does the paper provide sufficient information on the computer resources (type of compute workers, memory, time of execution) needed to reproduce the experiments?

Answer: [Yes]

Justification: Experiment compute resource details have been provided in the Appendix.

Guidelines:

- The answer NA means that the paper does not include experiments.
- The paper should indicate the type of compute workers CPU or GPU, internal cluster, or cloud provider, including relevant memory and storage.
- The paper should provide the amount of compute required for each of the individual experimental runs as well as estimate the total compute.
- The paper should disclose whether the full research project required more compute than the experiments reported in the paper (e.g., preliminary or failed experiments that didn't make it into the paper).

9. Code of ethics

Question: Does the research conducted in the paper conform, in every respect, with the NeurIPS Code of Ethics <https://neurips.cc/public/EthicsGuidelines>?

Answer: [Yes]

Justification: NeurIPS Code of Ethics has been followed to conduct this research.

Guidelines:

- The answer NA means that the authors have not reviewed the NeurIPS Code of Ethics.
- If the authors answer No, they should explain the special circumstances that require a deviation from the Code of Ethics.
- The authors should make sure to preserve anonymity (e.g., if there is a special consideration due to laws or regulations in their jurisdiction).

10. Broader impacts

Question: Does the paper discuss both potential positive societal impacts and negative societal impacts of the work performed?

Answer: [Yes]

Justification: Broader impacts of this work have been discussed in the Introduction and Conclusion sections.

Guidelines:

- The answer NA means that there is no societal impact of the work performed.
- If the authors answer NA or No, they should explain why their work has no societal impact or why the paper does not address societal impact.
- Examples of negative societal impacts include potential malicious or unintended uses (e.g., disinformation, generating fake profiles, surveillance), fairness considerations (e.g., deployment of technologies that could make decisions that unfairly impact specific groups), privacy considerations, and security considerations.

- The conference expects that many papers will be foundational research and not tied to particular applications, let alone deployments. However, if there is a direct path to any negative applications, the authors should point it out. For example, it is legitimate to point out that an improvement in the quality of generative models could be used to generate deepfakes for disinformation. On the other hand, it is not needed to point out that a generic algorithm for optimizing neural networks could enable people to train models that generate Deepfakes faster.
- The authors should consider possible harms that could arise when the technology is being used as intended and functioning correctly, harms that could arise when the technology is being used as intended but gives incorrect results, and harms following from (intentional or unintentional) misuse of the technology.
- If there are negative societal impacts, the authors could also discuss possible mitigation strategies (e.g., gated release of models, providing defenses in addition to attacks, mechanisms for monitoring misuse, mechanisms to monitor how a system learns from feedback over time, improving the efficiency and accessibility of ML).

11. Safeguards

Question: Does the paper describe safeguards that have been put in place for responsible release of data or models that have a high risk for misuse (e.g., pretrained language models, image generators, or scraped datasets)?

Answer: [NA]

Justification: N/A

Guidelines:

- The answer NA means that the paper poses no such risks.
- Released models that have a high risk for misuse or dual-use should be released with necessary safeguards to allow for controlled use of the model, for example by requiring that users adhere to usage guidelines or restrictions to access the model or implementing safety filters.
- Datasets that have been scraped from the Internet could pose safety risks. The authors should describe how they avoided releasing unsafe images.
- We recognize that providing effective safeguards is challenging, and many papers do not require this, but we encourage authors to take this into account and make a best faith effort.

12. Licenses for existing assets

Question: Are the creators or original owners of assets (e.g., code, data, models), used in the paper, properly credited and are the license and terms of use explicitly mentioned and properly respected?

Answer: [Yes]

Justification: Citations and references have been provided everywhere where necessary.

Guidelines:

- The answer NA means that the paper does not use existing assets.
- The authors should cite the original paper that produced the code package or dataset.
- The authors should state which version of the asset is used and, if possible, include a URL.
- The name of the license (e.g., CC-BY 4.0) should be included for each asset.
- For scraped data from a particular source (e.g., website), the copyright and terms of service of that source should be provided.
- If assets are released, the license, copyright information, and terms of use in the package should be provided. For popular datasets, paperswithcode.com/datasets has curated licenses for some datasets. Their licensing guide can help determine the license of a dataset.
- For existing datasets that are re-packaged, both the original license and the license of the derived asset (if it has changed) should be provided.

- If this information is not available online, the authors are encouraged to reach out to the asset’s creators.

13. **New assets**

Question: Are new assets introduced in the paper well documented and is the documentation provided alongside the assets?

Answer: [\[Yes\]](#)

Justification: The code that will be released with the paper will be well documented for easy reproducibility.

Guidelines:

- The answer NA means that the paper does not release new assets.
- Researchers should communicate the details of the dataset/code/model as part of their submissions via structured templates. This includes details about training, license, limitations, etc.
- The paper should discuss whether and how consent was obtained from people whose asset is used.
- At submission time, remember to anonymize your assets (if applicable). You can either create an anonymized URL or include an anonymized zip file.

14. **Crowdsourcing and research with human subjects**

Question: For crowdsourcing experiments and research with human subjects, does the paper include the full text of instructions given to participants and screenshots, if applicable, as well as details about compensation (if any)?

Answer: [\[Yes\]](#)

Justification: All human subject study details and compensation have been discussed in the Appendix.

Guidelines:

- The answer NA means that the paper does not involve crowdsourcing nor research with human subjects.
- Including this information in the supplemental material is fine, but if the main contribution of the paper involves human subjects, then as much detail as possible should be included in the main paper.
- According to the NeurIPS Code of Ethics, workers involved in data collection, curation, or other labor should be paid at least the minimum wage in the country of the data collector.

15. **Institutional review board (IRB) approvals or equivalent for research with human subjects**

Question: Does the paper describe potential risks incurred by study participants, whether such risks were disclosed to the subjects, and whether Institutional Review Board (IRB) approvals (or an equivalent approval/review based on the requirements of your country or institution) were obtained?

Answer: [\[Yes\]](#)

Justification: There were no risks posed to the human subject study participants, and the study was approved under the respective IRB protocol.

Guidelines:

- The answer NA means that the paper does not involve crowdsourcing nor research with human subjects.
- Depending on the country in which research is conducted, IRB approval (or equivalent) may be required for any human subjects research. If you obtained IRB approval, you should clearly state this in the paper.
- We recognize that the procedures for this may vary significantly between institutions and locations, and we expect authors to adhere to the NeurIPS Code of Ethics and the guidelines for their institution.

- For initial submissions, do not include any information that would break anonymity (if applicable), such as the institution conducting the review.

16. Declaration of LLM usage

Question: Does the paper describe the usage of LLMs if it is an important, original, or non-standard component of the core methods in this research? Note that if the LLM is used only for writing, editing, or formatting purposes and does not impact the core methodology, scientific rigorousness, or originality of the research, declaration is not required.

Answer: [Yes]

Justification: All LLM-usage related details have been clearly provided in the paper where necessary.

Guidelines:

- The answer NA means that the core method development in this research does not involve LLMs as any important, original, or non-standard components.
- Please refer to our LLM policy (<https://neurips.cc/Conferences/2025/LLM>) for what should or should not be described.