

# A Bayesian framework for opinion dynamics models

Yen-Shao Chen

School of Management, Yale University, New Haven, CT 06511, yen-shao.chen@yale.edu

Tauhid Zaman

School of Management, Yale University, New Haven, CT 06511, tauhid.zaman@yale.edu

This work introduces a Bayesian framework that unifies a wide class of opinion dynamics models. In this framework, an individual’s opinion on a topic is the expected value of their belief, represented as a random variable with a prior distribution. Upon receiving a signal, modeled as the prior belief plus a bias term and subject to zero-mean noise with a known distribution, the individual updates their belief distribution via Bayes’ rule. By systematically varying the prior, bias, and noise distributions, this approach recovers a broad array of opinion dynamics models, including DeGroot, bounded confidence, bounded shift, and models exhibiting overreaction or backfire effects. Our analysis shows that the *signal score* is the key determinant of each model’s mathematical structure, governing both small- and large-signal behavior. All models converge to DeGroot’s linear update rule for small signals, but diverge in their tail behavior for large signals. This unification not only reveals theoretical linkages among previously disconnected models but also provides a systematic method for generating new ones, offering insights into the “rational” foundations of opinion formation under cognitive constraints.

*Key words:* opinion dynamics, Bayesian persuasion, heavy-tail distributions, rational irrationality

---

## 1. Introduction

Opinion dynamics—the study of how individuals form, maintain, and change their opinions—resides at the confluence of psychology, sociology, economics, mathematics, and computer science. Understanding opinion formation carries profound implications, offering insights into phenomena ranging from political polarization and the formation of echo chambers to consensus building and information cascades within social networks. Despite a rich corpus of opinion dynamics models (see Table 1), these frameworks often

appear disconnected, characterized by varied mathematical formulations and divergent implicit assumptions about human cognition.

A central challenge in this domain is the reconciliation of observed psychological phenomena with normatively rational frameworks of belief updating. Individuals frequently exhibit cognitive biases—such as opinion anchoring, confirmation bias, the backfire effect, and overreaction—that seemingly contradict purely rational information processing. While traditional opinion dynamics models effectively capture these opinion shifts (often defined as the difference between posterior and prior mean beliefs after signal reception), they typically incorporate psychological elements as ad hoc modifications to baseline rational models. This approach can compromise theoretical coherence and limit mathematical tractability, resulting in a diverse landscape of models that, while insightful for specific phenomena, have largely developed in isolation without a unifying theoretical foundation.

### 1.1. Our Contributions

This paper argues that many seemingly non-rational opinion-updating behaviors can, in fact, emerge naturally from rational Bayesian inference when specific assumptions are made about individuals' prior beliefs and their interpretation of incoming signals.

Our framework begins with a state  $\Theta$ , representing the true, albeit unknown, value of a parameter of interest. For example,  $\Theta$  could denote the quality of a new movie that has not yet been seen. An individual holds a prior distribution over  $\Theta$ , reflecting their initial belief and uncertainty about its value. Upon receiving a signal  $X$  from an external source (e.g., another person, a news report), the individual evaluates its reliability and informational content through a likelihood function  $l_{X|\Theta}(\cdot)$ , conditioned on the true state. By Bayes' rule, the individual then updates their prior distribution for  $\Theta$ , the normative standard for probabilistic updating. The resulting opinion dynamics—the shift from the prior mean to the posterior mean of  $\Theta$ —can vary dramatically depending on the specific mathematical forms of the prior and likelihood, mirroring a wide range of observed behaviors.

We demonstrate that a wide range of established opinion dynamics models can be derived as specific instances of our unified Bayesian framework through appropriate choices of prior distributions and likelihood functions (see Table 2). This unification not only reveals theoretical connections among previously

disparate models—further contextualized by the psychological phenomena in Table 1—but also enables the discovery of novel models arising from unexplored prior–likelihood combinations. In the literature, these models are often characterized by an *opinion shift function*, which quantifies how opinions change in response to signals. Figure 1 illustrates the shift functions for several models obtained within our framework. Many correspond to well-known models, such as DeGroot’s and bounded confidence. Importantly, our framework generates these different models simply by selecting the appropriate prior and likelihood.

Our framework also yields significant theoretical insights into opinion dynamics. A key finding is that under conditions of weak informational signals (i.e., small signals), all models unified within our Bayesian approach converge to DeGroot’s linear updating model. This establishes a fundamental link between complex, psychologically-aware Bayesian models and simpler, foundational models of social influence, particularly when new information is limited. Conversely, for large signals, we show that the asymptotic behavior of opinion shift is governed by the characteristics of the signal distribution, specifically its tail weight (related to what we term the “asymptotic score” or perceived informant). Notably, signals originating from distributions with heavier tails induce a more rapid decay in opinion shift as the signal extremeness increases.

This paper unfolds as follows. Section 2 surveys the literature on the psychological basis of opinion formation, classic models of opinion dynamics, and Bayesian persuasion. In Section 3, we introduce our unified framework, establish its connections to existing models, and derive signal scores to explain opinion shifts, covering local behavior under small signals and asymptotic behavior under large signals. Sections 4 through 8 then apply this framework to reproduce a variety of key opinion dynamics models (see Tables 1 and 2 for summary), demonstrating that these established approaches are fundamentally rooted in Bayesian updating. Section 9 concludes this paper and points out future research paths. Detailed calculations for complex integrals and analytical approximations, which support our theoretical claims, are provided in the Appendix.

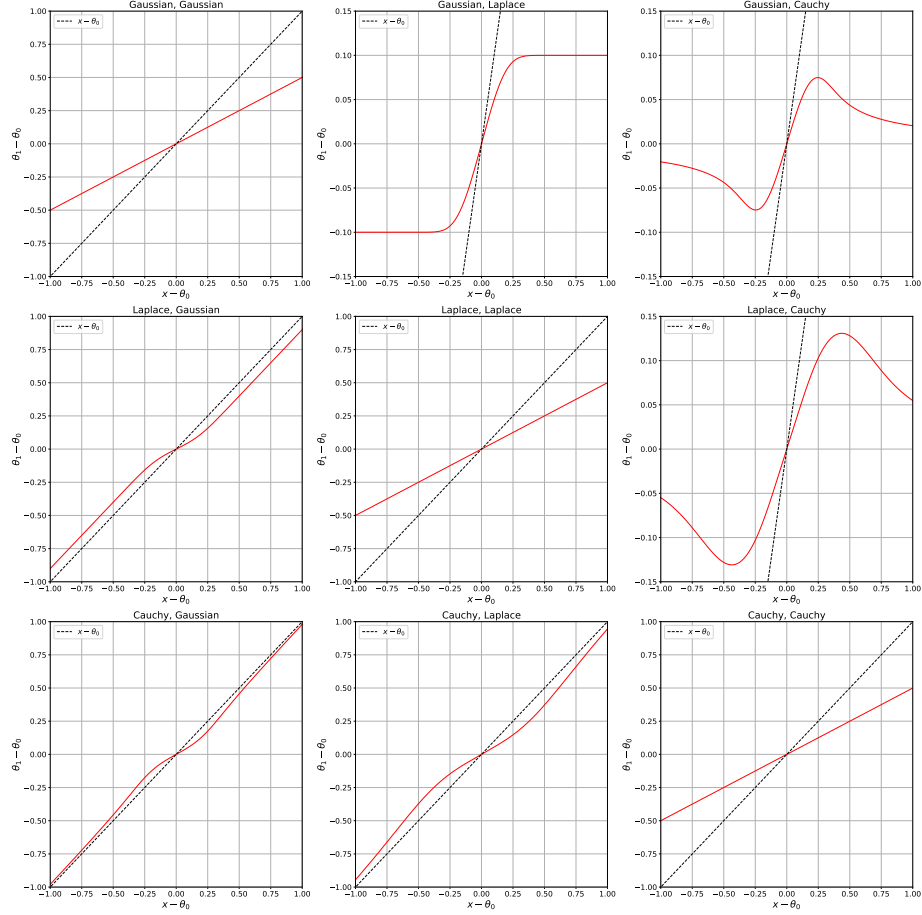
**Table 1** Key opinion dynamics models and the psychological phenomena they capture.

Opinion Dynamics Model	Psychological Phenomena Captured
DeGroot's Model (DeGroot 1974)	Social influence and conformity
Friedkin-Johnsen's Model (Friedkin and Johnsen 1990)	Belief perseverance, anchoring effects
Bounded Confidence Model (Deffuant et al. 2001, Hegselmann 2002)	Confirmation bias
Bounded Shift Model*	Anchoring and distance effects
Underreaction Model (Barberis et al. 1998, Dandekar et al. 2013)	Anchoring effect, conservatism
Overreaction Model (Barberis et al. 1998)	Overreaction to information, representativeness
Backfire Model (Jager and Amblard 2005)	Backfire effect, reactance
Bayesian Model (General) (Martins 2009, Kamenica and Gentzkow 2011)	Rational information processing, adaptable to cognitive biases

\* This paper.

	Gaussian Signal	Laplace Signal	Cauchy Signal
Gaussian Prior	DeGroot's	Bounded Shift	Bounded Confidence
Laplace Prior	Overreaction	Bounded Shift ( $\sigma_0 < \sigma_\epsilon$ )	Bounded Confidence
		DeGroot's ( $\sigma_0 = \sigma_\epsilon$ )	
		Overreaction ( $\sigma_0 > \sigma_\epsilon$ )	
Cauchy Prior	Overreaction	Overreaction	DeGroot's

**Table 2** The different opinion dynamics models obtained from a Bayesian framework with different choices for the prior distribution of the state and the likelihood for the signal.



**Figure 1** Opinion shift function plotted against signal deviation for various prior and likelihood combinations under the condition where  $\sigma_0 = \sigma_\epsilon$ . This visualization demonstrates how different probabilistic assumptions affect Bayesian updating.

## 2. Literature Review

### 2.1. Opinion and Opinion Dynamics

An opinion, representing an individual's belief state regarding a subject, can be computationally quantified through a variety of methods (Castellano et al. 2009, des Mesnards et al. 2022). In opinion dynamics models, this belief state is typically represented as either a scalar value within a continuous interval (DeGroot 1974, Friedkin and Johnsen 1990, Hegselmann 2002) or as a discrete state (Holley and Liggett 1975, Sznajd-Weron and Sznajd 2000). The fundamental premise of opinion dynamics posits that these belief states evolve over time through social interactions, as individuals receive and process information from others (Friedkin and Johnsen 1990, Flache et al. 2017). The study of opinion dynamics focuses on under-

standing and modeling the temporal evolution of opinions, their propagation through social networks, the formation (or lack thereof) of consensus, and the emergence of collective social phenomena from individual-level interactions.

## 2.2. Psychological Foundations

The development of opinion dynamics models is informed by well-established findings from social psychology and cognitive science. Several key phenomena documented in the psychological literature are particularly relevant: (1) *Social influence and conformity*, where individuals tend to adjust their opinions toward those of their social contacts (Festinger 1954, Asch 1956); (2) *Belief perseverance*, the tendency for certain individuals to resist changing their beliefs even when presented with contradictory new information (Edwards 1968, Redlawsk 2002); (3) *Confirmation bias*, wherein people preferentially seek information that supports their existing beliefs, often disregarding information from sources perceived as too distant from their own position (Nickerson 1998, Iyengar and Hahn 2009); (4) *Anchoring and distance effects*, where initial opinions serve as anchors limiting subsequent adjustments, and individuals show a diminished response to influence as the distance between opinions increases (Tversky and Kahneman 1974, Yaniv 2004); (5) *Overreaction*, the phenomenon of individuals sometimes responding disproportionately to new information, particularly if it is emotionally charged or presented dramatically (Tversky and Kahneman 1974, De BOND and Thaler 1985, Barberis et al. 1998); and (6) the *Backfire effect*, where confrontation with contrary evidence can paradoxically strengthen an individual's original beliefs (Redlawsk 2002, Nyhan and Reifler 2010, Bail et al. 2018, Swire-Thompson et al. 2020). These psychological phenomena generate complex feedback loops within social systems, influencing opinion evolution at both individual and collective levels. Notably, many of these empirical results are often interpreted as violations of Bayesian rationality.

## 2.3. Classic Opinion Dynamics Models

Several mathematical models have been proposed to capture these psychological phenomena. The classical DeGroot's model (DeGroot 1974) operationalizes consensus-seeking behavior by representing opin-

ion updates as a weighted average of connected individuals' opinions. Extensions, such as the Friedkin-Johnsen's model (Friedkin and Johnsen 1990), incorporate belief perseverance through a persistent attachment to initial beliefs. Confirmation bias is a central feature of bounded confidence models (Deffuant et al. 2001, Hegselmann 2002), wherein individuals only influence one another if their opinions are sufficiently proximate. Anchoring effects have been modeled using a persistent opinion term that reflects the initial belief (Friedkin and Johnsen 1990). Separately, overreaction models introduce amplification factors, allowing individuals to extrapolate patterns from sequences of similar signals, potentially leading to beliefs that overestimate future trends due to representativeness heuristics (Barberis et al. 1998). The backfire effect has been implemented through repulsive interactions, causing opinions to diverge further post-interaction (Jager and Amblard 2005). More recent approaches aim to enhance psychological realism by incorporating nonlinear response functions (Dandekar et al. 2013). Despite their success in replicating specific phenomena, these models often exist as disparate frameworks, lacking a unifying theoretical foundation, which complicates the systematic analysis of their interrelationships and underlying mechanisms. A summary of these classic opinion dynamics models and the psychological phenomena they address is provided in Table 1.

#### 2.4. Bayesian Persuasion Framework

While many existing opinion dynamics models offer valuable insights, they frequently lack a cohesive theoretical basis explaining *why* opinions update in their prescribed manners. The Bayesian persuasion framework presents a promising avenue for addressing this limitation by grounding opinion updates in principles of rational information processing (Kamenica and Gentzkow 2011). In this framework, individuals update their beliefs according to Bayes' rule upon receiving new information, thus providing a principled mechanism for belief evolution. Recent research has demonstrated that certain opinion dynamics models can be recovered as special cases of Bayesian updating under specific assumptions regarding prior beliefs and signal structures (Martins 2009, Acemoglu et al. 2011, Jadbabaie et al. 2012). This approach offers several advantages: it furnishes a normative foundation for opinion updates, facilitates the analysis

of strategic communication, and permits the integration of individual cognitive biases through appropriately structured priors and likelihoods (Gigerenzer and Hoffrage 1995, Griffiths and Tenenbaum 2006). Nevertheless, a comprehensive Bayesian framework capable of unifying the diverse landscape of opinion dynamics models has remained elusive. For instance, while Martins generated the bounded confidence effect with a Bayesian framework (Martins 2009), this was achieved by considering only a Gaussian prior and a mixture signal composed of an unbiased Gaussian component and a uniformly distributed component. Another example from the finance literature, concerning sales forecast revisions, also assumes a Gaussian prior and a power-law signal, yielding a bounded confidence type of opinion update (de Silva et al. 2025). This paper will provide theorems that generalize these results to arbitrary prior and signal distributions, including mixture signals and other heavy-tailed distributions, with a particular focus on the Laplace and Cauchy distributions.

In this paper, we demonstrate how a principled Bayesian framework can unify seemingly disparate opinion dynamics models through the parameterization of prior belief distributions and the structure of information signals. By establishing systematic correspondences between classical opinion dynamics models and specific configurations within our Bayesian framework, we elucidate their underlying theoretical connections. Furthermore, we develop rigorous analytical approximations that render these Bayesian models mathematically tractable, thereby enabling closed-form analysis of their behavior under various conditions.

### 3. Opinion Dynamics and Bayesian Persuasion

Opinion dynamics models describe how a receiver’s opinion evolves over time in response to external signals. Consider a scenario where a sender and a receiver are discussing a topic, which could be anything from a political preference (e.g., opinion about a presidential candidate) to a financial estimate (e.g., about a stock price) or even the state of the world. Regarding this topic, the sender communicates a signal  $x$  to the receiver. In discrete time, the receiver’s opinion shifts by an amount determined by:

$$\theta_1 - \theta_0 = h(x - \theta_0),$$



where  $\theta_0$  represents the receiver's opinion prior to receiving the signal,  $\theta_1$  is the receiver's updated opinion after receiving the signal, and  $h(\cdot)$  is the *opinion shift function*, which quantifies how much the receiver's opinion shifts in response to the difference between the signal and their prior opinion. The shift function  $h(\cdot)$  can be linear, as in the DeGroot's and Friedkin-Johnson's models, or nonlinear, capturing more realistic human behaviors, such as those modeled by bounded confidence or overreaction frameworks.

To connect opinion dynamics models with Bayesian persuasion, we interpret  $\theta_0$  as the receiver's prior opinion and  $\theta_1$  as their posterior opinion after receiving the signal  $x$ . Using Bayes' theorem, we derive  $\theta_1$ , which enables us to specify  $h(\cdot)$  and recover various well-known opinion dynamics models while also discovering new ones.

Under the Bayesian persuasion framework, the receiver begins with a *prior belief* about the true state. This prior belief is represented as a random variable  $\Theta$  with a cumulative probability distribution  $F_\Theta(\theta) = \mathbb{P}(\Theta \leq \theta)$ . The prior belief is parameterized by  $\theta_0$  (the *prior location*, representing the mean or central tendency of the distribution), and  $\sigma_0$  (the *prior scale*, indicating the spread or uncertainty in the belief). The true state, denoted by  $\theta^* \in (-\infty, \infty)$ , is unknown to the receiver but lies within the same domain as  $\Theta$ .

The sender communicates a signal  $x \in (-\infty, \infty)$  to the receiver. However, due to the receiver's perception of the sender's uncertainty about the true state, the receiver interprets this signal as a realization of the random variable:

$$X = \Theta + b + \epsilon,$$

where  $b \in (-\infty, \infty)$  is a constant representing the sender's bias, and  $\epsilon$  is signal noise modeled as a continuous random variable with a proper density or likelihood function  $l_\epsilon(\cdot)$ . The noise  $\epsilon$  is parameterized by a location parameter of zero and a scale parameter  $\sigma_\epsilon$ , reflecting the perceived uncertainty in the sender's signal.

Upon receiving the signal  $x$ , the receiver updates their belief using Bayes' theorem. The posterior mean, denoted by  $\theta_1$ , is given by:

$$\begin{aligned} \theta_1 &= \mathbb{E}[\Theta | X = x] \\ &= \frac{\int_{\theta=-\infty}^{\infty} \theta l_\epsilon(x - b - \theta) dF_\Theta(\theta)}{\int_{\theta=-\infty}^{\infty} l_\epsilon(x - b - \theta) dF_\Theta(\theta)}, \end{aligned}$$

where  $dF_{\Theta}(\theta) = f_{\Theta}(\theta) d\theta$  if  $\Theta$  has a defined probability density function  $f_{\Theta}(\cdot)$ . Here, we applied the fact that the signal likelihood  $l_{X|\Theta}(x|\theta)$  equals the noise likelihood  $l_{\epsilon}(x - b - \theta)$ .

Using this Bayesian framework, we can unify both linear and nonlinear opinion dynamics models, providing a flexible approach to understanding how opinions change in response to signals of varying magnitudes. Specifically, we examine two distinct scenarios:

1. **Small signals near the prior opinion ( $x \approx \theta_0$ ):** In this case, opinion updates are incremental, reflecting gradual and proportional refinements of opinions according to locally linear dynamics. We parametrize the linear shift using the DeGroot coefficient.
2. **Large signals far from the prior opinion ( $x \gg \theta_0$ ):** Significant deviations from the prior opinion may trigger nonlinear effects, including phenomena such as bounded confidence, limited opinion shift or bounded shift, or overreaction, depending on the underlying probability distributions. We derive the asymptotic behavior of the opinion shift in this regime.

By systematically varying the prior distribution  $F_{\Theta}(\cdot)$  and the likelihood  $l_{\epsilon}(\cdot)$ , our framework captures a wide spectrum of opinion updating behaviors. This provides a comprehensive perspective on opinion dynamics, particularly in social and informational networks, where the process of belief updating plays a critical role in influence and persuasion.

The following two subsections provide an intuitive preview of later material, using exact equations to illustrate how the signal likelihood shapes the local (under small signals) and asymptotic (under large signals) behavior of the opinion dynamics models.

### 3.1. Signal Score and Local Behavior

To quantify how infinitesimal changes in the observation  $x$  affect the posterior mean when  $x$  lies close to a reference  $\theta_0$ , we define the *local signal score*

$$s_l(\theta_0; \theta) := \frac{d}{dx} \log l_{\epsilon}(x - \theta)|_{x=\theta_0},$$

which measures the sensitivity of each likelihood contribution to a small shift in  $x$ .

For  $x \approx \theta_0$ , we show in Appendix that, for proper symmetric prior and likelihood, the posterior mean admits the first-order expansion

$$\theta_1 \approx \theta_0 + \omega (x - \theta_0),$$

where  $\omega = \mathbb{E}_{\pi_0}[\theta s_l(\theta_0; \theta)]$  and  $\pi_0(d\theta) \propto f_\Theta(\theta) l_\epsilon(\theta_0 - \theta) d\theta$  is the “pseudo-posterior” at  $x = \theta_0$ . Here,  $s_l(\theta_0; \theta)$  captures how a small change in  $x$  perturbs the likelihood at each  $\theta$ , and averaging under  $\pi_0$  yields the instantaneous slope of the posterior mean. One can also show that this slope must be less than one if the prior and likelihood are both proper and symmetric.

This result shows that, in the small-signal regime, the induced Bayesian update reduces to a DeGroot-style linear rule: each receiver’s new opinion is a convex combination of the prior mean  $\theta_0$  and the signal  $x$ .

### 3.2. Signal Score and Asymptotic Behavior

To shed light on how extreme signals influence opinion shifts, we consider a bounded uniform prior. We assume the prior is given by

$$f_\Theta(\theta) = \begin{cases} (2\delta)^{-1} & \text{if } |\theta - \theta_0| \leq \delta, \\ 0 & \text{otherwise,} \end{cases}$$

and the signal likelihood is given by  $l_\epsilon(x - \theta)$ . The posterior mean is then

$$\theta_1 \approx \theta_0 + \frac{\delta^2}{3} \frac{d}{d\theta} \log l_\epsilon(x - \theta)|_{\theta=\theta_0},$$

which we prove in Appendix. This result bears a resemblance of the Tweedie’s formula in (Efron 2011) that assumes a Gaussian prior.

The derivative of the log-likelihood of the signal  $x$  with respect to  $\theta$  is known as the *score* in statistics, or more precisely the *asymptotic score*. The score provides information about the efficiency of maximum likelihood estimators for the state  $\Theta$ . A higher magnitude of the score implies that the likelihood function

is more informative about the state. In our Bayesian persuasion terminology, the signal tells us how much the posterior mean will shift in response to a signal  $x$ . If we define the asymptotic signal score as

$$s_a(\theta_0; x) := \frac{d}{d\theta} \log l_\epsilon(x - \theta)|_{\theta=\theta_0},$$

then we can write the opinion shift as

$$\theta_1 - \theta_0 \approx \frac{\delta^2}{3} s_a(\theta_0; x).$$

From this we see that larger magnitude scores will lead to larger opinion shifts. To explore different opinion shift behaviors, we can try different signal likelihoods. We consider three here, a Gaussian signal, a Laplacian signal, and a Cauchy signal. We list the scores for these likelihoods in Table 3. We see that for the bounded prior, the Gaussian signal leads to a DeGroot's type of behavior. The Laplace prior gives a constant value whose sign depends on whether the signal is above or below  $\theta_0$ . This suggests that the opinion shift is bounded in magnitude by a non-zero value. For the Cauchy signal, we see that the shift will decay to zero as the signal deviates from  $\theta_0$ . This shows the bounded confidence effect.

We can view the bounded prior as a distribution with a rapidly decaying tail. The Gaussian signal also has a rapidly decaying tail, and so there is a matching of the tails in a sense, and we observe DeGroot's persuasion, which means the opinion shift scales with the signal. The Laplace distribution has an exponential tail, which decays slower than the prior. In this case, the shift is bounded, indicating that the person does not trust the signal totally, and so their persuasion is bounded. Finally, the Cauchy distribution has polynomial tail, which is much heavier than the prior. In this case, the person has little confidence in the signal, and thus there is no persuasion for extreme signals.

Our simple analysis with a uniform prior has shown three different opinion dynamics models. In the following sections, we will do these calculations more rigorously to show the precise opinion shift equations. We will find that not only can we get these three models (DeGroot's, bounded shift, and bounded confidence) but also some other novel models such as overreaction and backfire models.

Before diving into different models, we note that the probability distributions we enumerate in the following sections for prior and signal noise will all be evenly symmetric at  $x = 0$ . They are Gaussian,

Laplace, and Cauchy distributions. For non-biased and non-mixture signals, this even symmetry lets the resulting shift function  $h(\cdot)$  oddly symmetric. Thus, we only need to study the behavior for  $x - \theta_0 \geq 0$  and multiply the resulting opinion shift by negative one to be the opinion shift for  $x - \theta_0 \leq 0$ .

**Table 3** Asymptotic score functions for different signal likelihoods.

Signal	Asymptotic Score
Gaussian	$\frac{x - \theta_0}{\sigma_\epsilon^2}$
Laplace	$\frac{\text{sgn}(x - \theta_0)}{\sigma_\epsilon}$
Cauchy	$\frac{2(x - \theta_0)}{(x - \theta_0)^2 + \sigma_\epsilon^2}$

#### 4. DeGroot's Model

The DeGroot's model is a linear opinion update equation, expressed as:

$$\theta_1 - \theta_0 = \omega(x - b - \theta_0),$$

where  $\omega \in [0, \infty)$  is the DeGroot coefficient that represents the persuasion strength. The classic DeGroot's model has unbiased signals where  $b = 0$ . Here we generalize the linear model to any biased signals. This linear opinion shift typically arises during consensus formation in closely connected groups, driven by the repeated averaging of opinions.

The DeGroot's model emerges under specific conditions for the prior belief and signal distributions. When both the prior belief and signal follow Gaussian or Cauchy distributions, the resulting opinion dynamics align with the DeGroot model.<sup>1</sup> Similarly, when both prior and signal follow Laplace distributions with equal scales, the DeGroot model applies. However, for unequal scales in Laplace distributions, the relationship deviates, resulting in a bounded shift effect or overreaction rather than a linear update.

The values of the DeGroot coefficient  $\omega$  for different prior and signal distributions are summarized in Table 4. For each distribution pair, the posterior mean and opinion dynamics are derived as follows, with proofs included in the Appendix.

<sup>1</sup> Gaussian and Cauchy distributions are both stable distributions, meaning the sum of two random variables from the same family remains within the same family. This stability property likely underpins their compatibility with the DeGroot model.

Prior and Signal Distributions	$\omega$
Both Gaussian	$\frac{\sigma_0^2}{\sigma_0^2 + \sigma_\epsilon^2}$
Both Laplace (equal scales)	$\frac{1}{2}$
Both Cauchy	$\frac{\sigma_0}{\sigma_0 + \sigma_\epsilon}$

**Table 4** DeGroot coefficient  $\omega$  for different prior and signal distributions. Note that for Laplace distributions, the Bayesian update aligns with the DeGroot's model only when the prior and noise scales are equal.

#### 4.1. Gaussian Prior and Signal

The prior density and signal noise likelihood are:

$$f_\Theta(\theta) = \frac{1}{\sigma_0 \sqrt{2\pi}} \exp\left(-\frac{(\theta - \theta_0)^2}{2\sigma_0^2}\right),$$

$$l_\epsilon(x - b - \theta) = \frac{1}{\sigma_\epsilon \sqrt{2\pi}} \exp\left(-\frac{(x - b - \theta)^2}{2\sigma_\epsilon^2}\right).$$

The Gaussian density is the conjugate prior for the Gaussian likelihood. Using standard results for the posterior mean, we have

$$\theta_1 = \left(\frac{\theta_0}{\sigma_0^2} + \frac{x - b}{\sigma_\epsilon^2}\right) \left(\frac{1}{\sigma_0^2} + \frac{1}{\sigma_\epsilon^2}\right)^{-1}.$$

The posterior mean is a weighted average, where the prior mean is weighted by its precision  $\frac{1}{\sigma_0^2}$ , and the signal value is weighted by its precision  $\frac{1}{\sigma_\epsilon^2}$ . This yields the following theorem:

**THEOREM 1 (Gaussian Prior and Signal).** *Let the prior belief  $\Theta \sim N(\theta_0, \sigma_0^2)$  and the signal noise  $\epsilon \sim N(0, \sigma_\epsilon^2)$ . The opinion shift from the prior mean  $\theta_0$  to the posterior mean  $\theta_1$  is given by:*

$$\theta_1 - \theta_0 = \omega(x - b - \theta_0),$$

where  $\omega = \frac{\sigma_0^2}{\sigma_0^2 + \sigma_\epsilon^2}$  is the DeGroot coefficient.

#### 4.2. Laplace Prior and Signal with Equal Scales

The prior density and signal noise likelihood are:

$$f_\Theta(\theta) = \frac{1}{2\sigma_0} \exp\left(-\frac{|\theta - \theta_0|}{\sigma_0}\right),$$

$$l_\epsilon(x - b - \theta) = \frac{1}{2\sigma_\epsilon} \exp\left(-\frac{|x - b - \theta|}{\sigma_\epsilon}\right).$$

The following theorem applies when scales are equal:

**THEOREM 2 (Laplace Prior and Signal with Equal Scales).** *Let the prior belief  $\Theta \sim \text{Laplace}(\theta_0, \sigma_0)$  and the signal noise  $\epsilon \sim \text{Laplace}(0, \sigma_\epsilon)$ . If  $\sigma_0 = \sigma_\epsilon$ , the opinion shift from the prior mean  $\theta_0$  to the posterior mean  $\theta_1$  is given by:*

$$\theta_1 - \theta_0 = \omega(x - b - \theta_0),$$

where  $\omega = \frac{1}{2}$  is the DeGroot coefficient.

If  $\sigma_0 \neq \sigma_\epsilon$ , this linear relationship no longer holds, and a bounded shift effect or overreaction occurs.

#### 4.3. Cauchy Prior and Signal

The prior density and signal noise likelihood are:

$$f_\Theta(\theta) = \frac{1}{\pi\sigma_0 \left[ 1 + \left( \frac{\theta - \theta_0}{\sigma_0} \right)^2 \right]},$$

$$l_\epsilon(x - b - \theta) = \frac{1}{\pi\sigma_\epsilon \left[ 1 + \left( \frac{x - b - \theta}{\sigma_\epsilon} \right)^2 \right]}.$$

The resulting posterior mean satisfies the following:

**THEOREM 3 (Cauchy Prior and Signal).** *Let the prior belief  $\Theta \sim \text{Cauchy}(\theta_0, \sigma_0)$  and the signal noise  $\epsilon \sim \text{Cauchy}(0, \sigma_\epsilon)$ . The opinion shift from the prior location  $\theta_0$  to the posterior mean  $\theta_1$  is given by:*

$$\theta_1 - \theta_0 = \omega(x - b - \theta_0),$$

where  $\omega = \frac{\sigma_0}{\sigma_0 + \sigma_\epsilon}$  is the DeGroot coefficient.

#### 4.4. Kalman Filter and the DeGroot's Model

If one repeats the Bayesian updating, in any of the models we have considered here, the posterior distribution will converge to a singular distribution. For the Gaussian prior and likelihood combination, the DeGroot coefficient will decay to zero, meaning the receiver becomes stubborn and unable to be persuaded. However, in the original DeGroot model the coefficient  $\omega$  was a constant. How can we obtain such a model under our Bayesian updating framework?

It turns out the answer lies in an idea from engineering known as the Kalman filter. The setting for the Kalman filter has an unobservable state  $\Theta_t$  that evolves in time that one wants to estimate. While the state is not known, its stochastic dynamics are, meaning we know how it evolves in each time step. This unknown state can be the truth sought by the receiver in our persuasion setting. We are also able to make a measurement of the state, which we call  $X_t$ . This is the signal received by the receiver in the persuasion setting. The dynamics of the system are given by

$$\Theta_t = \Theta_{t-1} + \delta_t$$

$$X_t = \Theta_t + \epsilon_t.$$

For the Kalman filter, one assumes that  $\delta_t$  and  $\epsilon_t$  are Gaussian with mean zero and constant standard deviation  $\sigma_0$  and  $\sigma_\epsilon$ , respectively. The Kalman filter update rules for the state estimate  $\theta_t$  and its uncertainty—the variance of the state estimate— $v_t$  are then given by

$$\theta_t = \theta_{t-1} + \omega_t(x_t - \theta_{t-1})$$

$$v_t = (1 - \omega_t)(v_{t-1} + \sigma_0^2).$$

We see that this is exactly the DeGroot model with a time varying coefficient  $\omega_t$ . The expression for this coefficient, or Kalman gain, is

$$\omega_t = \frac{v_t + \sigma_0^2}{v_t + \sigma_0^2 + \sigma_\epsilon^2}.$$

We have the following theorem.

**THEOREM 4 (Kalman Filter Gives Fixed DeGroot Coefficient).** *Assume that the true state at time  $t$  evolves according to a Gaussian process with noise  $\delta_t \sim N(0, \sigma_0)$  and the signal noise  $\epsilon_t \sim N(0, \sigma_\epsilon)$ . By Kalman filter, the opinion shift from the prior location  $\theta_{t-1}$  to the posterior mean  $\theta_t$  is given by:*

$$\theta_t - \theta_{t-1} = \omega_t(x_t - \theta_{t-1}),$$

where  $\omega_t$  is the DeGroot coefficient that converges to a constant:

$$\omega = \frac{1 + \sqrt{1 + 4(\frac{\sigma_\epsilon}{\sigma_0})^2}}{1 + \sqrt{1 + 4(\frac{\sigma_\epsilon}{\sigma_0})^2} + 2(\frac{\sigma_\epsilon}{\sigma_0})^2}.$$



For noisy signals, where  $\sigma_\epsilon \gg \sigma_0$ , the coefficient reduces to

$$\omega \approx \frac{\sigma_0}{\sigma_0 + \sigma_\epsilon}.$$

In the opposite regime with very accurate signals where  $\sigma_0 \gg \sigma_\epsilon$ , we have

$$\omega \approx \frac{\sigma_0^2}{\sigma_0^2 + \sigma_\epsilon^2},$$

which is the same as the DeGroot coefficient with Gaussian prior and likelihood in this noise regime. A low-noise signal means we update our belief almost entirely based on the signal and ignore the dynamic nature of the truth, which is the Gaussian DeGroot model. The dynamic nature of the truth essentially causes us to reset, so the prior does not collapse to a singular distribution.

We see that if the receiver allows the truth to change over time, the DeGroot coefficient will converge to a strictly positive value. This gives the classic DeGroot model with a constant coefficient, while still allowing for Bayesian updating. If one assumes that the truth can change over time, one will always be persuadable as one is constantly trying to track this elusive truth.

## 5. Bounded Confidence

The bounded confidence opinion dynamics model is given by:

$$\theta_1 - \theta_0 = \begin{cases} \omega(x - \theta_0), & \text{if } |x - \theta_0| < \tau, \\ 0, & \text{otherwise,} \end{cases}$$

where  $\omega \in [0, \infty)$  is the DeGroot coefficient that represents the persuasion strength, and  $\tau \in [0, \infty)$  denotes the confidence interval. Here we let  $b = 0$  to simplify notation. To generalize to models for biased signals, simply replace  $x$  with  $x - b$ . This model behaves like DeGroot's model when the opinion difference lies within the confidence interval. Outside this interval, the model assumes no persuasion occurs. This limited range of persuasion reflects situations where the signal is significantly divergent from the receiver's latent opinion. For instance, if the sender claims that the Earth is flat, the receiver would entirely disregard the claim.

The bounded confidence phenomenon emerges in scenarios where the signal distribution has heavier tails than the prior distribution. Specifically, we find that bounded confidence arises for a Gaussian prior with a Cauchy signal and a Laplace prior with a Cauchy signal. We also find that a mixture signal, which is a superposition of a distribution centered at the state  $\theta$  and other distributions centered at state-independent values  $\Delta_i$  for various indices  $i$ , gives a variant of the bounded confidence model.

### 5.1. Gaussian Prior, Cauchy Signal

The prior density and signal noise likelihood are

$$f_{\Theta}(\theta) = \frac{1}{\sigma_0 \sqrt{2\pi}} \exp\left(-\frac{(\theta - \theta_0)^2}{2\sigma_0^2}\right),$$

$$l_{\epsilon}(x - b - \theta) = \frac{1}{\pi \sigma_{\epsilon} \left[1 + \left(\frac{x - b - \theta}{\sigma_{\epsilon}}\right)^2\right]}.$$

For notation convenience, we let  $b = 0$ , the normalized signal location  $x_0 = \frac{x - \theta_0}{\sigma_0}$ , and the normalized signal scale  $a = \frac{\sigma_{\epsilon}}{\sigma_0}$ . We have the following theorem.

**THEOREM 5 (Gaussian Prior, Cauchy Signal).** *Let the prior belief  $\Theta \sim N(\theta_0, \sigma_0^2)$  and the signal noise  $\epsilon \sim \text{Cauchy}(0, \sigma_{\epsilon})$ . The Bayesian posterior mean  $\theta_1$  is:*

$$\theta_1 = x + \sigma_{\epsilon} \frac{\text{Im}\{\text{erfcx}(z)\}}{\text{Re}\{\text{erfcx}(z)\}}. \quad (1)$$

where  $z = \frac{a + ix_0}{\sqrt{2}}$  and  $\text{erfcx}(\cdot)$  is the scaled complementary error function given by

$$\text{erfcx}(z) = e^{z^2} \left(1 - \frac{2}{\sqrt{\pi}} \int_0^z e^{-t^2} dt\right).$$

The behavior of the bounded confidence shift  $\theta_1 - \theta_0$  is not evident from the form given in equation (1). To provide more insight, we consider the behavior for signals near and far from the prior location  $\theta_0$ . For signals near the prior location, the bounded confidence model generated by our Bayesian calculations behaves like the DeGroot model but with a different expression for the coefficient. For signals far from the prior location, we show that the shift decays inversely proportional to the magnitude of the distance between the signal and the prior location.

For a small signal  $x$  near  $\theta_0$ , the bounded confidence model behaves like the DeGroot model. We have the following result.

**COROLLARY 1 (DeGroot Coefficient of Gaussian Prior, Cauchy Signal).** *Let the prior belief  $\Theta \sim N(\theta_0, \sigma_0^2)$  and the signal noise  $\epsilon \sim \text{Cauchy}(0, \sigma_\epsilon)$ . The corresponding DeGroot coefficient when  $x \approx \theta_0$  is:*

$$\omega = 1 + a^2 - \sqrt{\frac{2}{\pi}} \frac{a}{\text{erfcx}(a/\sqrt{2})}.$$

We can further approximate the DeGroot coefficient for signal scales much greater than the prior scale and vice versa. We summarize the various versions of the DeGroot coefficient for the bounded confidence model with a Gaussian prior in Table 5.

Model Regime	DeGroot Coefficient
Gaussian prior	$1 + a^2 - \sqrt{\frac{2}{\pi}} a (\text{erfcx}(a/\sqrt{2}))^{-1}$
Gaussian prior, $\sigma_0 \ll \sigma_\epsilon$	$2a^{-2}$
Gaussian prior, $\sigma_0 \gg \sigma_\epsilon$	$1 - \sqrt{\frac{2}{\pi}} a$

**Table 5** Table showing expressions for the DeGroot coefficient  $\omega$  for different regimes and versions of the bounded confidence model.  $a = \sigma_\epsilon/\sigma_0$ .

For a large signal, we consider the case where  $x - \theta_0 \gg \sigma_0, \sigma_\epsilon$ . We have the following result.

**COROLLARY 2 (Asymptotic Shift from Gaussian Prior, Cauchy Signal).** *Let the prior belief  $\Theta \sim N(\theta_0, \sigma_0^2)$  and the signal noise  $\epsilon \sim \text{Cauchy}(0, \sigma_\epsilon)$ . The asymptotic shift is:*

$$\theta_1 - \theta_0 \approx \frac{2\sigma_0^2}{x - \theta_0}. \quad (2)$$

This expression shows that for signals whose distance from the prior mean is much greater than  $\sigma_\epsilon$ , which is the noise scale, the opinion shift approaches zero at a rate  $(x - \theta_0)^{-1}$ , causing the bounded confidence effect.

## 5.2. Laplace Prior, Cauchy Signal

The prior density and signal noise likelihood are:

$$f_\Theta(\theta) = \frac{1}{2\sigma_0} \exp\left(-\frac{|\theta - \theta_0|}{\sigma_0}\right),$$

$$l_\epsilon(x - b - \theta) = \frac{1}{\pi\sigma_\epsilon \left[1 + \left(\frac{x-b-\theta}{\sigma_\epsilon}\right)^2\right]}.$$

For notation convenience, we let  $b = 0$ , the normalized signal location be  $x_0 = \frac{x - \theta_0}{\sigma_0}$ , and the normalized signal scale be  $a = \frac{\sigma_\epsilon}{\sigma_0}$ . We have the following theorem.

**THEOREM 6 (Laplace Prior, Cauchy Signal).** *Let the prior belief  $\Theta \sim \text{Laplace}(\theta_0, \sigma_0)$  and the signal noise  $\epsilon \sim \text{Cauchy}(0, \sigma_\epsilon)$ . The Bayesian posterior mean  $\theta_1$  is:*

$$\theta_1 = x + \sigma_\epsilon \frac{\text{Re}(2\pi i \cosh(z) - \text{Eix}(z) + \text{Eix}(-z))}{\text{Im}(2\pi i \cosh(z) - \text{Eix}(z) + \text{Eix}(-z))}, \quad (3)$$

where  $z = x_0 + ia$  and  $\text{Eix}(\cdot)$  is the scaled exponential integral given by:

$$\text{Eix}(z) = e^{-z} \int_{-\infty}^z \frac{e^t}{t} dt.$$

If we take  $x \approx \theta_0$ , the model behaves like the DeGroot's model. We can derive the corresponding DeGroot coefficient for the Laplace prior and Cauchy signal model. The following theorem captures this:

**COROLLARY 3 (DeGroot Coefficient of Laplace Prior, Cauchy Signal).** *Let the prior belief  $\Theta \sim \text{Laplace}(\theta_0, \sigma_0)$  and the signal noise  $\epsilon \sim \text{Cauchy}(0, \sigma_\epsilon)$ . The corresponding DeGroot coefficient when  $x \approx \theta_0$  is:*

$$\omega = 1 - a \cdot \frac{\frac{\pi}{2} \sin(a) - \cos(a) \text{Ci}(a) - \sin(a) \text{Si}(a)}{\frac{\pi}{2} \cos(a) - \cos(a) \text{Si}(a) + \sin(a) \text{Ci}(a)},$$

where  $\text{Si}(\cdot)$  and  $\text{Ci}(\cdot)$  are the sine and cosine integrals defined as:

$$\begin{aligned} \text{Si}(a) &= \int_0^a \frac{\sin(t)}{t} dt, \\ \text{Ci}(a) &= \gamma + \log(a) + \int_0^a \frac{\cos(t) - 1}{t} dt, \end{aligned}$$

and  $\gamma \approx 0.57721$  is Euler's constant.

For  $a \gg 1$  (highly noisy signals, where  $\sigma_\epsilon \gg \sigma_0$ ), the DeGroot coefficient can be approximated as:

$$\omega \approx \frac{4}{a^2}.$$

For  $a \ll 1$  (low-noise signals, where  $\sigma_\epsilon \ll \sigma_0$ ), the coefficient simplifies to:

$$\omega \approx 1 + \frac{2}{\pi} a \log a.$$

For large signals ( $x \gg \sigma_0, \sigma_\epsilon$ ), we derive an asymptotic expression for the posterior mean:

**COROLLARY 4 (Asymptotic Shift for Laplace Prior, Cauchy Signal).** *Let the prior belief  $\Theta \sim \text{Laplace}(\theta_0, \sigma_0)$  and the signal noise  $\epsilon \sim \text{Cauchy}(0, \sigma_\epsilon)$ . The asymptotic shift is given by:*

$$\theta_1 - \theta_0 \approx \frac{2\sigma_0^2}{x - \theta_0}.$$

This is the same asymptotic expression as for the Gaussian prior with a Cauchy likelihood, demonstrating that for large signals, the Cauchy tail dominates the posterior mean, leading to a bounded confidence effect.

### 5.3. Mixture Signal

Another way to achieve the bounded confidence model is to use a signal which is a mixture of distributions centered at the state  $\Theta$  and at state independent values  $\Delta_i$ . Let us define the prior density as  $f_\Theta(\cdot)$  and let the signal likelihood be

$$l_{X|\Theta}(x|\theta) = \phi_\epsilon l_\epsilon(x - \theta) + \sum_{i=1}^k \phi_i l_i(x - \Delta_i) \quad (4)$$

where  $0 \leq \phi_\epsilon, \phi_i \leq 1$  and  $\phi_\epsilon + \sum_{i=1}^k \phi_i = 1$ . Here  $\phi_\epsilon, \phi_i$  are the weights on each signal component. We have the following theorem.

**THEOREM 7 (Mixture Signal).** *Given a prior density  $f_\Theta(\cdot)$  and a mixture signal with likelihood  $l_{X|\Theta}(\cdot)$  as defined in equation (4), the Bayesian posterior mean  $\theta_1$  is:*

$$\theta_1 = \alpha(x) \cdot \theta_1^{nm} + (1 - \alpha(x)) \cdot \theta_0,$$

where

$$\alpha(x) = \left( 1 + \sum_{i=1}^k \frac{\phi_i}{\phi_\epsilon} \frac{l_i(x - \Delta_i)}{J_0(x)} \right)^{-1} \in [0, 1],$$

$J_0(x) = \int_{-\infty}^{\infty} f_\Theta(\theta) l_\epsilon(x - \theta) d\theta$  is the marginal likelihood of observing  $x$  without mixture components, and  $\theta_1^{nm}$  is the posterior mean under the non-mixture signal which only has the  $\Theta$ -centered component.

This result shows that the posterior mean under a mixture signal is a convex combination of the non-mixture posterior mean and the prior mean. The convex (or confidence) weight  $\alpha$  is determined by the

relative weights of the bias components  $(\phi_i/\phi_\epsilon)$ , and the relative likelihood of observing the biased signal component  $(l_i(x - \Delta_i))$  against the non-mixture marginal likelihood  $(J_0(x))$ .

In other words, if the signal  $x$  is more likely to come from the unbiased component, then  $\alpha$  will be larger and thus the posterior mean will be closer to the non-mixture posterior mean (hence greater opinion shift). On the other hand, the receiver will experience a smaller shift in opinion due to a smaller  $\alpha$ , if either the bias component carries greater weight  $\phi_i \gg \phi_\epsilon$ , or the observed signal is more likely to have originated from a biased component (e.g., when the signal is close to the bias point) rather than from an unbiased signal, causing the bounded confidence effect.

As an example, consider the case where the prior  $\Theta \sim N(0, \sigma_0^2)$ , and the signal likelihood  $l_{X|\Theta}(\cdot)$  is a Gaussian mixture, where the Gaussian component centered at  $\Theta$  has variance  $\sigma_\epsilon^2$  while the Gaussian component centered at a bias point  $\Delta_i$  has variance  $\sigma_i^2$ . We have already seen from the DeGroot's model that  $\theta_1^{nm} = \omega_{nm}x$  where  $\omega_{nm} = \sigma_0^2/(\sigma_0^2 + \sigma_\epsilon^2)$ . Moreover, the marginal likelihood  $J_0$  is the convolution integral of two Gaussian densities (the prior and the unbiased signal likelihood). Thus,  $J_0$  itself is Gaussian and given explicitly by:

$$J_0 = \frac{1}{\sqrt{2\pi(\sigma_0^2 + \sigma_\epsilon^2)}} \exp\left(-\frac{x^2}{2(\sigma_0^2 + \sigma_\epsilon^2)}\right).$$

Then we have the posterior mean under a Gaussian mixture signal as

$$\theta_1 = \omega_{nm}x \left(1 + \sum_{i=1}^k \frac{\phi_i}{\phi_\epsilon} \frac{\sqrt{\sigma_0^2 + \sigma_\epsilon^2}}{\sigma_i} \exp\left(\frac{x^2}{2(\sigma_0^2 + \sigma_\epsilon^2)} - \frac{(x - \Delta_i)^2}{2\sigma_i^2}\right)\right)^{-1}. \quad (5)$$

For  $x \approx 0$ , the resulting model behaves like the DeGroot's model. We have the following corollary.

**COROLLARY 5 (DeGroot Coefficient of Gaussian Prior, Gaussian Mixture Signal).** *Let the prior belief  $\Theta \sim N(0, \sigma_0^2)$  and the signal defined by (4) be a Gaussian mixture. The corresponding DeGroot coefficient when  $x \approx 0$  is:*

$$\omega_m = \frac{\omega_{nm}}{1 + \sum_{i=1}^k \frac{\phi_i}{\phi_\epsilon} \frac{\sqrt{\sigma_0^2 + \sigma_\epsilon^2}}{\sigma_i} \exp\left(-\frac{\Delta_i^2}{2\sigma_i^2}\right)}$$

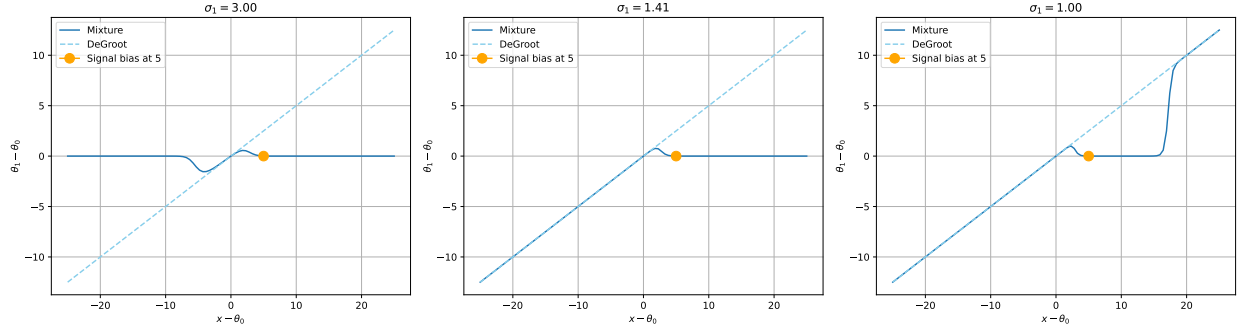
where  $\omega_{nm} = \sigma_0^2/(\sigma_0^2 + \sigma_\epsilon^2)$  is the DeGroot coefficient under a non-mixture or unbiased Gaussian signal.

We observe that the DeGroot coefficient for mixture signals is simply a scaled version of that from non-mixture signals. In particular, if every bias in the mixture signal is far from the prior location, that is,  $|\Delta_i| \gg 0 \ \forall i$ , then  $\omega_m \approx \omega_{nm}$ . This means that, for small signals, if the signal bias is far away, then the receiver will simply trust the signal component centered at the prior belief, thus causing a DeGroot's update as if receiving a non-mixture signal.

For large values of  $|x|$ , bounded confidence effects emerge but with nuances depending on the relative magnitude of the variances, specifically on the sign of  $\sigma_i^2 - (\sigma_0^2 + \sigma_\epsilon^2)$  which appears in the exponent in equation (5). Consider a Gaussian mixture signal super-positioned by an unbiased component  $N(\Theta, \sigma_\epsilon^2)$  and a biased component  $N(\Delta_1, \sigma_1^2)$ , where without loss of generality assuming  $\Delta_1 > 0$ . If  $\sigma_1^2 > \sigma_0^2 + \sigma_\epsilon^2$ , for large  $|x|$ , the opinion shift exhibits an exponential decay at a rate of  $e^{-x^2}$  and thus causing the bounded confidence effect. If  $\sigma_1^2 = \sigma_0^2 + \sigma_\epsilon^2$ , the opinion shift decays at a slower rate of  $e^{-x}$  for large positive  $x$ ; for large negative  $x$ , the shift follows the DeGroot's model. If  $\sigma_1^2 < \sigma_0^2 + \sigma_\epsilon^2$ , for large  $|x|$ , the coefficient in the exponent in equation (5) is negative. In this extreme regime we have the DeGroot's model, along with small values of  $|x|$ . However, there is an intermediate regime where the exponent is positive. This occurs for  $x \in [\frac{\Delta_1}{\omega_{nm}} (1 - \sqrt{1 - \omega_{nm}}), \frac{\Delta_1}{\omega_{nm}} (1 + \sqrt{1 - \omega_{nm}})]$ . In this regime the opinion shift decays (to zero if  $\Delta_1 \gg 2(\sigma_0^2 + \sigma_\epsilon^2 - \sigma_i^2)$ ). What is occurring is that in this regime the receiver cannot discern if the signal was generated by the truth or by the fixed bias of the signal source. Away from the bias point  $\Delta_1$ , or more precisely  $\frac{\Delta_1}{\omega_{nm}}$ , the shift follows the DeGroot's model as the receiver infers that the signal reflects the true state.

We show an example of the mixture-induced bounded confidence effect in Figure 2. The prior is  $N(0, 1)$ . The signal likelihood is an equally weighted mixture of two Gaussian components:  $N(\Theta, 1)$  and  $N(5, \sigma_i^2)$ . As can be seen, for different values of  $\sigma_i$ , the mixture signal with bias creates regimes of bounded confidence where the receiver ignores the signal, attributing it to the bias. Moreover, when  $\sigma_i = 1$ , beyond the bounded confidence regime, the DeGroot persuasion takes over. This shows that the mixture-induced bounded confidence is limited to the range of the signal bias.

To extend our discussion on mixture signals, consider the case where the receiver is uncertain about the exact values of the bias points  $\Delta_i$  and the mixture weights  $\phi_\epsilon, \phi_i$ , but holds probabilistic beliefs about



**Figure 2** Opinion shift versus signal deviation for the DeGroot's model (skyblue), and the bounded confidence model (blue) under a Gaussian mixture signal. The signal bias is at  $\Delta_1 = 5$  (orange circle) with weight  $\phi_1 = 0.5$ . We set  $\sigma_0 = \sigma_\epsilon = 1$ . Panels illustrate different bias component's standard deviation  $\sigma_1 = 3$  (left),  $\sqrt{2}$  (middle), and 1 (right).

them. Based on prior knowledge about the sender, the receiver may assume that each  $\Delta_i$  is drawn from a Gaussian prior,  $\Delta_i \sim N(\delta_i, \tau_i^2)$ , and that the mixture weights follow a Dirichlet prior,  $(\Phi_\epsilon, \Phi_1, \dots, \Phi_k) \sim \text{Dir}(\alpha_\epsilon, \alpha_1, \dots, \alpha_k)$ . Under these assumptions, the receiver's effective likelihood remains a mixture of Gaussian densities with updated means and variances. As a result, the posterior mean of  $\Theta$  retains the same convex combination structure as in Theorem 7. We prove this result in the Appendix.

## 6. Bounded Shift

Our Bayesian persuasion framework introduces a novel model: the *bounded shift* opinion dynamics model, defined as:

$$\theta_1 - \theta_0 = \begin{cases} \omega(x - \theta_0), & \text{if } |x - \theta_0| < \tau, \\ \omega(\tau - \theta_0), & \text{otherwise,} \end{cases}$$

where  $\omega \in [0, \infty)$  is the DeGroot coefficient representing persuasion strength, and  $[-\tau, \tau] \in (-\infty, \infty)$  denotes the *increasing shift interval*. Within this interval, the model behaves like the DeGroot model, allowing opinion shifts proportional to the signal. Beyond this interval, the model assumes a fixed persuasion effect, or fixed shift, regardless of the signal strength. This limited shift range reflects situations where persuasion power is saturated.

For instance, consider a seller trying to persuade a buyer to purchase a product. In this context, the signal represents the seller's valuation of the product, conveyed to the buyer through a sales pitch or advertisement emphasizing the product's quality, uniqueness, or benefits. The buyer's opinion reflects their own



price valuation or willingness to pay for the product. In the DeGroot regime, as the seller communicates a higher valuation through persuasive messaging, the buyer may adjust their perceived value of the product upward, believing it could be worth more. However, in practice, the buyer's belief will likely have an upper limit, or cap. This cap is influenced by external factors, such as the price of comparable products in the market, and internal factors, such as the buyer's budget constraints or perception of value—especially if the buyer is cost-conscious or seeking a deal. Similarly, in the case of a negative opinion shift (e.g., dissatisfaction or concerns about quality), the buyer's valuation would not drop indefinitely. Instead, it would likely reach a lower bound, such as the salvage value or minimum perceived worth of the product. Beyond these upper and lower bounds, no amount of persuasive effort from the seller—whether through additional discounts or glowing endorsements—can convince the buyer to value the product significantly outside these constraints. This phenomenon encapsulates the essence of the *bounded shift effect*: persuasion still occurs within the active shift interval, but its impact becomes saturated at the extremes.

This bounded shift effect is also observed in sales forecast revisions in finance data (de Silva et al. 2025).

When the signal follows a Laplacian distribution, this bounded shift phenomenon emerges. For certain priors, the absolute value of the shift is bounded, meaning that even for extreme signals, persuasion still occurs, but its magnitude is limited. This contrasts sharply with the bounded confidence model, where no persuasion occurs for extreme signals. We observe bounded shift for Laplacian signals paired with Gaussian or Laplacian priors. Interestingly, a Laplacian prior with a Laplacian signal does not yield the DeGroot model, demonstrating that merely matching the family of the opinion distribution and the signal is insufficient to achieve unbounded persuasion. While bounded shift appears to be a unique feature of stable distributions, further research is required to formally establish this claim.

### 6.1. Laplace Prior and Signal with $\sigma_0 > \sigma_\epsilon$

The prior density and signal noise likelihood are:

$$f_\Theta(\theta) = \frac{1}{2\sigma_0} \exp\left(-\frac{|\theta - \theta_0|}{\sigma_0}\right),$$

$$l_\epsilon(x - \theta - b) = \frac{1}{2\sigma_\epsilon} \exp\left(-\frac{|x - \theta - b|}{\sigma_\epsilon}\right).$$

We have the following theorem for the posterior mean. For notation convenience, we let  $b = 0$  and define the shifted signal  $x_0 = x - \theta_0$ , and inverse scale  $a_0 = \frac{1}{\sigma_0}$ , and  $a_\epsilon = \frac{1}{\sigma_\epsilon}$ . We also define an offset value  $x^* = \frac{2a_0}{a_\epsilon^2 - a_0^2}$  which will appear in our results.

**THEOREM 8 (Laplace Prior, Laplace Signal with Unequal Scales).** *Let the prior belief  $\Theta \sim \text{Laplace}(\theta_0, \sigma_0)$  and the signal noise  $\epsilon \sim \text{Laplace}(0, \sigma_\epsilon)$ . If  $\sigma_0 \neq \sigma_\epsilon$ , the Bayesian posterior mean  $\theta_1$  is:*

$$\theta_1 = \theta_0 + \text{sgn}(x_0) \frac{a_\epsilon}{a_\epsilon e^{(a_\epsilon - a_0)x_0} - a_0} \left( (x_0 - x^*) e^{(a_\epsilon - a_0)x_0} + x^* \right)$$

This posterior mean can be seen as the weighted sum of two terms - the shifted signal,  $x_0 - x^*$ , and the signal offset,  $x^*$ . Which term dominates depends on the sign of the exponential exponent  $a_\epsilon - a_0$ , ie, the sign of  $\sigma_0 - \sigma_\epsilon$ . If  $\sigma_0 > \sigma_\epsilon$ ,  $\theta_1$  will be dominated by the shifted signal  $x_0$ . This means that if the prior uncertainty is greater than the signal's, we will see overreaction. Conversely, if  $\sigma_0 < \sigma_\epsilon$ ,  $\theta_1$  will be dominated by the offset  $x^*$ . This means that if the prior uncertainty is less than the signal's, there will be less persuasion and we see bounded shift effects.

To parametrize the bounded confidence model, we will derive the DeGroot coefficient  $\omega$  from small signals, and backward calculate the increasing shift interval  $\tau$  by deriving the fixed shift value from large signals.  $\tau$  equals this fixed shift value divided by  $\omega$ .

For small signals  $x \approx \theta_0$ , the bounded shift model behaves like the DeGroot's model. We have the following result.

**COROLLARY 6 (DeGroot Coefficient of Laplace Prior, Laplace Signal with Unequal Scales).** *Let the prior belief  $\Theta \sim \text{Laplace}(\theta_0, \sigma_0)$  and the signal noise  $\epsilon \sim \text{Laplace}(0, \sigma_\epsilon)$ . If  $\sigma_0 \neq \sigma_\epsilon$ , the corresponding DeGroot coefficient when  $x \approx \theta_0$  is:*

$$\omega = \frac{\sigma_0}{\sigma_0 + \sigma_\epsilon}.$$

This is similar to what we saw for the Cauchy prior and signal noise likelihood.

For a large signal  $|x| \gg \theta_0$ , we have the following result.

**COROLLARY 7 (Asymptotic Shift for Laplace Prior, Laplace Signal with Unequal Scales).** *Let the prior belief  $\Theta \sim \text{Laplace}(\theta_0, \sigma_0)$  and the signal noise  $\epsilon \sim \text{Laplace}(0, \sigma_\epsilon)$ . If  $\sigma_0 \neq \sigma_\epsilon$ , the asymptotic shift is:*

$$\theta_1 - \theta_0 \approx \begin{cases} x - \text{sgn}(x_0)x^*, & \text{if } \sigma_0 > \sigma_\epsilon, \\ -\text{sgn}(x_0) \left( \frac{\sigma_0}{\sigma_\epsilon} \right) x^*, & \text{if } \sigma_0 < \sigma_\epsilon. \end{cases}$$

For  $\sigma_0 > \sigma_\epsilon$ , we see overreaction with an offset. Conversely, when  $\sigma_0 < \sigma_\epsilon$ , the signal's greater uncertainty relative to the prior limits the opinion shift to a constant for large signals. The magnitude of this constant shift is given by

$$\frac{2}{1 - \left( \frac{\sigma_0}{\sigma_\epsilon} \right)^2} \left( \frac{\sigma_0^2}{\sigma_\epsilon} \right).$$

This expression is intuitive: higher uncertainty in the prior belief ( $\sigma_0$ ) leads to a larger opinion shift, while greater signal uncertainty ( $\sigma_\epsilon$ ) dampens the shift.

With Laplace priors and signals, we see that the opinion dynamics model depends on the relative values of the scales. Depending on which one is larger, we can get bounded shift (prior scale less than signal noise scale), overreaction (prior scale larger than signal noise scale), or DeGroot (from equal scales). This is very different from the behavior of Gaussian or Cauchy distributions, where we saw we always had the DeGroot model.

## 6.2. Gaussian Prior, Laplace Signal

The prior density and signal noise likelihood are:

$$f_\Theta(\theta) = \frac{1}{\sigma_0 \sqrt{2\pi}} \exp \left( -\frac{(\theta - \theta_0)^2}{2\sigma_0^2} \right),$$

$$l_\epsilon(x - \theta - b) = \frac{1}{2\sigma_\epsilon} \exp \left( -\frac{|x - \theta - b|}{\sigma_\epsilon} \right).$$

We have the following theorem for the posterior mean. For notation convenience, we let  $b = 0$  and define  $a = \frac{\sqrt{2}\sigma_0}{\sigma_\epsilon}$  and  $x_0 = \frac{x - \theta_0}{\sqrt{2}\sigma_0}$ .

**THEOREM 9 (Gaussian Prior, Laplace Signal).** *Let the prior belief  $\Theta \sim N(\theta_0, \sigma_0^2)$  and the signal noise  $\epsilon \sim \text{Laplace}(0, \sigma_\epsilon)$ . The Bayesian posterior mean  $\theta_1$  is:*

$$\theta_1 = \theta_0 + \left( \frac{\sigma_0^2}{\sigma_\epsilon} \right) \frac{e^{-ax_0} \text{erfc} \left( \frac{a}{2} - x_0 \right) - e^{ax_0} \text{erfc} \left( \frac{a}{2} + x_0 \right)}{e^{-ax_0} \text{erfc} \left( \frac{a}{2} - x_0 \right) + e^{ax_0} \text{erfc} \left( \frac{a}{2} + x_0 \right)}$$

We first observe that the opinion shift  $\theta_1 - \theta_0$  is oddly symmetric in  $x_0$ . Next we see that this shift depends on the magnitude of  $x_0$  as it appears in the exponentials. Thus, we will study the shift behavior for  $x \approx \theta_0$  and  $|x| \gg \theta_0$ . This way we can also parametrize the bounded confidence model. We will derive the DeGroot coefficient  $\omega$  from small signals, and backward calculate the increasing shift interval  $\tau$  by deriving the fixed shift value from large signals.  $\tau$  equals this fixed shift value divided by  $\omega$ .

For small signals  $x \approx \theta_0$ , this bounded shift model behaves like the DeGroot's model. We have the following result.

**COROLLARY 8 (DeGroot Coefficient of Gaussian Prior, Laplace Signal).** *Let the prior belief  $\Theta \sim N(\theta_0, \sigma_0^2)$  and the signal noise  $\epsilon \sim \text{Laplace}(0, \sigma_\epsilon)$ . The corresponding DeGroot coefficient when  $x \approx \theta_0$  is:*

$$\omega = \frac{a}{2} \left( \frac{2}{\sqrt{\pi} \operatorname{erfcx}\left(\frac{a}{2}\right)} - a \right).$$

For  $a \gg 1$  or  $\sigma_0 \gg \sigma_\epsilon$ , we can use inverse factorial series expansion to approximate  $\operatorname{erfcx}(\cdot)$  and have

$$\omega \approx 1 - \frac{4}{a^2}.$$

For  $a \ll 1$  or  $\sigma_0 \ll \sigma_\epsilon$ , we use Taylor expansion to approximate  $\operatorname{erfcx}(\cdot)$  and have

$$\omega \approx \frac{a}{\sqrt{\pi}}.$$

For large signals  $|x| \gg \theta_0$ , the shift will be a constant. We have the following result.

**COROLLARY 9 (Asymptotic Shift for Gaussian Prior, Laplace Signal).** *Let the prior belief  $\Theta \sim N(\theta_0, \sigma_0^2)$  and the signal noise  $\epsilon \sim \text{Laplace}(0, \sigma_\epsilon)$ . The asymptotic shift is:*

$$\theta_1 - \theta_0 \approx \operatorname{sgn}(x_0) \frac{\sigma_0^2}{\sigma_\epsilon}$$

We see a bounded constant for the asymptotic shift, and thus we call this model the bounded shift opinion dynamics model. Note that this shift constant is similar to that of Laplace prior and Laplace signal with unequal scales, indicating that smaller prior uncertainty leads to smaller shift.

## 7. Overreaction

Overreaction occurs when the tail of the prior distribution is heavier than that of the signal distribution. In this case, the posterior mean essentially equals the signal, meaning that the decision-maker abandons their prior beliefs in favor of the new signal. This phenomenon is observed in models with:

1. a Laplace prior and Gaussian signal,
2. a Laplace prior and signal when the prior scale exceeds the signal scale,
3. a Cauchy prior and Gaussian signal, and
4. a Cauchy prior and Laplace signal.

For large signals  $x$ , the posterior mean  $\theta_1$  approaches  $x$ , so that the receiver's belief essentially jumps to the signal. This behavior is rational when the noise in the signal is much lower than the uncertainty in the prior. For example, a financial trader uncertain about a stock's value might update their belief dramatically upon receiving a low-noise earnings report showing strong performance. This overreaction is not irrational, as the signal is very low noise (an earnings report) and one's prior belief had a large amount of uncertainty.

To compute the opinion shift in overreaction models, we interchange the roles of the prior and signal likelihood distributions from models already studied. Denote by  $\theta_1^0(\theta_0, x, \sigma_0, \sigma_\epsilon)$  the posterior mean, with corresponding DeGroot coefficient  $\omega^0(\theta_0, x, \sigma_0, \sigma_\epsilon)$ , as derived earlier. By swapping the roles of the prior and likelihood, we obtain a new posterior mean  $\theta_1$  given by

$$\theta_1 = \theta_1^0(x, \theta_0, \sigma_\epsilon, \sigma_0). \quad (6)$$

That is, to derive the overreaction model, we simply swap  $\theta_0$  with  $x$  and  $\sigma_\epsilon$  with  $\sigma_0$  in the original expression. We now illustrate how this transformation produces overreaction in specific cases.

### 7.1. Laplace Prior, Gaussian Signal

In the bounded shift model generated by a Gaussian prior and Laplace signal, the posterior mean is given by

$$\theta_1^0 = \theta_0 + g(\theta_0, x, \sigma_0, \sigma_\epsilon),$$

for some function  $g(\cdot)$  involving terms of  $\text{erfc}(\cdot)$ , with a DeGroot coefficient  $\omega^0(\theta_0, x, \sigma_0, \sigma_\epsilon)$ . After swapping the roles of the prior and signal, the posterior mean becomes

$$\theta_1 = x + g(x, \theta_0, \sigma_\epsilon, \sigma_0).$$

For small signals, the DeGroot coefficient is

$$\begin{aligned} \omega &= \frac{d\theta_1}{dx} \\ &= 1 + \frac{d}{dx} g(x, \theta_0, \sigma_\epsilon, \sigma_0) \\ &= 1 - \omega^0(x, \theta_0, \sigma_\epsilon, \sigma_0). \end{aligned}$$

For large signals, using the asymptotic behavior from the bounded shift model, we obtain

$$\theta_1 \approx x + \text{sgn}(\theta_0 - x) \frac{\sigma_\epsilon^2}{\sigma_0}.$$

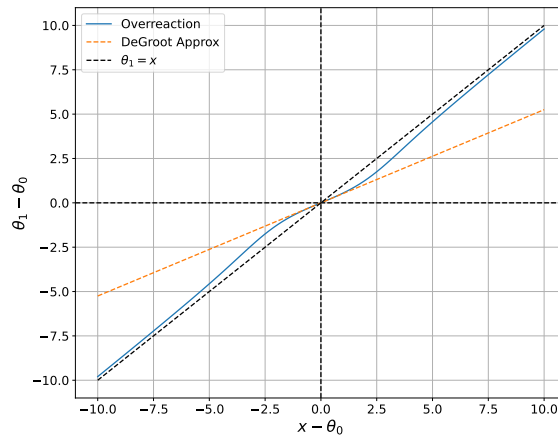
Thus, when  $x$  is large, the posterior mean is nearly equal to  $x$ , with only a constant offset (negative when  $x > \theta_0$ , positive otherwise).

## 7.2. Laplace Prior and Signal with $\sigma_0 > \sigma_\epsilon$

This overreaction model was derived alongside the bounded shift model for the Laplace prior and signal with unequal scales (see Section 6). Here the prior uncertainty is larger than the signal uncertainty, leading to the overreaction phenomenon.

## 7.3. Cauchy Prior, Gaussian Signal

Consider the bounded confidence model with a Gaussian prior and Cauchy likelihood. By applying equation (6) to the posterior mean expression in the Gaussian case (see equation (1)), we obtain the posterior mean for a Cauchy prior and Gaussian signal. Figure 3 illustrates that, for signals with large absolute values, the posterior mean converges to the signal, demonstrating overreaction. For small signals, the behavior is similar to that predicted by the DeGroot model.



**Figure 3** The opinion shift function versus signal deviation for a Cauchy prior and Gaussian signal. We set  $\sigma_0 = 1$  and  $\sigma_\epsilon = 2$ . The plot displays both the DeGroot's model approximation for the posterior mean and the reference line  $\theta_1 = x$ .

Here, the posterior mean can be written as

$$\theta_1 = \theta_0 + g(x, \theta_0, \sigma_\epsilon, \sigma_0),$$

for some function  $g(\cdot)$ . For small signals, the DeGroot coefficient is

$$\omega = 1 - \omega^0.$$

For large signals, the asymptotic behavior is given by

$$\theta_1 \approx x + \frac{2\sigma_\epsilon^2}{\theta_0 - x}.$$

Thus, for very large signals, the posterior mean essentially equals  $x$ , reflecting overreaction.

#### 7.4. Cauchy Prior, Laplace Signal

A similar derivation applies to the case of a Cauchy prior and Laplace signal. The posterior mean is given by

$$\theta_1 = \theta_0 + g(x, \theta_0, \sigma_\epsilon, \sigma_0),$$

with the small-signal DeGroot coefficient

$$\omega = 1 - \omega^0.$$

For large signals, the asymptotic behavior remains

$$\theta_1 \approx x + \frac{2\sigma_\epsilon^2}{\theta_0 - x},$$

so that as  $x$  increases, the posterior mean converges to  $x$ , thereby exhibiting overreaction.

## 8. Backfire Effect

One curious persuasion phenomenon that has been observed is the backfire effect. This phenomenon is characterized by a regime where the sign of the opinion shift  $\theta_1 - \theta_0$  is opposite the sign of the signal minus the prior location  $x - \theta_0$ . The backfire effect was observed in a study of Twitter users (Bail et al. 2018), where it was found that political partisans seeing news stories of the opposite political polarity caused them to become more steadfast in their original partisan beliefs. The signal was actually pushing people away. This work also found that the strength of the effect differed across political parties, with Republicans showing a larger magnitude backfire effect than Democrats.

One way to model the backfire effect in our Bayesian framework is to apply a fixed bias to the signal relative to the state  $\Theta$ . For instance, the signal could be  $X = \Theta + \Delta + \epsilon$  where  $\Delta$  is the bias and  $\epsilon$  is the zero mean signal noise. First we define the posterior mean for an unbiased signal  $X$  as

$$\mu(x) = \frac{\int_{-\infty}^{\infty} \theta f_{\Theta}(\theta) l_{\epsilon}(x - \theta - \Delta) d\theta}{\int_{-\infty}^{\infty} f_{\Theta}(\theta) l_{\epsilon}(x - \theta - \Delta) d\theta}.$$

If we consider signal likelihoods which depend on the signal through its difference from  $\Theta$ , i.e. terms of the form  $x - \theta$ , then the biased signal is equivalent to an unbiased signal with value  $x - \Delta$ . Using this, the posterior mean given the biased signal is

$$\theta_1 = \mu(x - \Delta).$$

Thus we see that a bias in the signal causes a horizontal shift in the opinion shift along the  $x - \theta_0$  axis by an amount  $\Delta$ . This translation of the opinion shift can produce a backfire effect over a limited range of opinions.



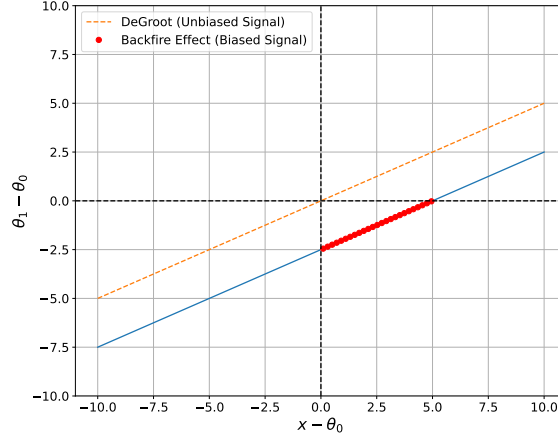
To illustrate this backfire effect, let us begin with the simple case of a Gaussian prior and signal, but with an offset  $\Delta$  for the signal. Then the opinion shift is

$$\theta_1 - \theta_0 = \omega(x - \Delta - \theta_0).$$

The backfire effect occurs for signals  $x$  between  $\theta_0$  and  $\theta_0 + \Delta$ , and in this region the shift is negative despite the signal being positive. For signals larger than  $\theta_0 + \Delta$ , the effect disappears and we get DeGroot persuasion. The user is making a  $\Delta$  correction to their posterior mean due to the signal bias, and there is a region where this bias results in a backfire effect. For negative signals, the shift is negative, and for very positive signals (greater than  $\Delta$ ) the shift is positive. Only in the limited region of  $[\theta_0, \theta_0 + \Delta]$  is there a backfire. The signal wants to pull the person's opinion up, but the result is the the opinion goes down. This is simply the result of a bias correction by the person.

The maximum amount of backfire is determined by the signal bias  $\Delta$  and the scale parameters  $\sigma_0$  and  $\sigma_\epsilon$ . If the receiver perceives greater uncertainty in the signal (higher variance), the backfire effect will be smaller in magnitude for the same signal. If the signal is perceived as more biased (mean shifted from the truth), the backfire effect will be stronger. To explain the partisan asymmetry observed in (Bail et al. 2018), we consider two possible mechanisms. One is that Republicans in the study assumed stronger bias in Democrat-leaning news than Democrats assumed in Republican-leaning news. Another is that Democrats were more skeptical of news signals (treating them as noisier) than Republicans were. We suspect the difference in perceived bias is the more plausible explanation, as it is well documented that Republicans distrust mainstream media (Ladd and Podkul 2018).

The backfire effect does not persist for extreme signals. This suggests that if the study by (Bail et al. 2018) had presented more extreme news stories, they may not have observed any backfire effect. For example, if the signal indicated that a politician had committed a serious crime with incontrovertible evidence, such as a violent assault captured on video, we would not expect to see partisan backfire. Instead, backfire effects arise primarily with moderately partisan signals. This “affective tipping point” phenomenon has been documented in related work (Redlawsk et al. 2010).



**Figure 4** The opinion shift function versus signal deviation for the standard DeGroot’s model with a backfire effect. The signal bias is at  $\Delta = 5$ . All standard deviations are one. The region where the backfire effect occurs is indicated by red dot markers.

## 9. Conclusion

This paper has introduced a Bayesian framework for understanding a wide range of persuasion behaviors and opinion dynamics, offering a principled alternative to explanations rooted in heuristic or irrational decision-making. Through this lens, behaviors traditionally viewed as anomalies in behavioral economics emerge as fully rational outcomes of Bayesian updating under different assumptions about prior beliefs and signal structures.

We demonstrated that a broad class of opinion dynamics models can be unified under this Bayesian framework. In the small-signal regime, all models converge to DeGroot’s linear updating rule, which arises naturally from a first-order expansion of the posterior mean. In the large-signal regime, assuming a bounded uniform prior, the opinion shift is governed by the signal’s asymptotic score—a derivative of the log-likelihood that quantifies the informativeness of the signal. This perspective explains why Gaussian signals reproduce DeGroot-type behavior, Laplace signals lead to bounded shifts, and Cauchy signals result in bounded confidence effects. A central insight is that persuasion behavior is fundamentally shaped by the relationship between the tails of the prior and the signal distributions.

We further showed that classical models—such as the DeGroot’s model—can be derived as special cases of Bayesian inference. Specifically, DeGroot’s dynamics arise when the prior and likelihood are drawn

from the same distribution family—for example, Gaussian–Gaussian, Laplace–Laplace (with matching scales), or Cauchy–Cauchy models. In fact, the time-invariant DeGroot coefficient corresponds to the steady-state gain in a Kalman filter.

The bounded confidence model arises when heavy-tailed signal likelihoods (e.g., Cauchy) are combined with lighter-tailed priors (e.g., Gaussian or Laplace). Conversely, the overreaction model occurs when the prior is heavier-tailed than the likelihood, as in a Cauchy prior paired with a Gaussian signal. Overreaction also appears in Laplace–Laplace combinations when the prior scale exceeds the likelihood scale. We also uncovered conditions under which the backfire effect arises: when the signal is perceived as biased, the posterior may shift in the opposite direction of the signal over a finite range. Finally, we identified the bounded shift model, which emerges from mismatched priors and signals—such as a Gaussian prior with a Laplace signal, or a Laplace–Laplace pairing where the prior scale is smaller than the signal scale. Importantly, the Laplace–Laplace model offers a flexible parameterization that can reproduce all three behaviors—bounded shift, DeGroot’s, and overreaction—by simply adjusting the relative scales. This makes it particularly useful for model fitting and behavioral calibration using empirical data.

This unifying Bayesian perspective opens several promising directions for future work. One is the study of repeated signal reception, where tools such as the Kalman filter offers analytical insights. Another is the design of optimal signals or information structures within this framework, an area with direct applications to influence operations and marketing. Lastly, we are extending the model to accommodate asymmetric priors and likelihoods (e.g., exponential distributions), yielding shift functions that capture more cognitively plausible yet rational belief updates.

## References

- Acemoglu D, Dahleh MA, Lobel I, Ozdaglar A (2011) Bayesian learning in social networks. *The Review of Economic Studies* 78(4):1201–1236.
- Asch SE (1956) Studies of independence and conformity: I. a minority of one against a unanimous majority. *Psychological monographs: General and applied* 70(9):1.
- Bail CA, Argyle LP, Brown TW, Bumpus JP, Chen H, Hunzaker MF, Lee J, Mann M, Merhout F, Volfovsky A (2018) Exposure to opposing views on social media can increase political polarization. *Proceedings of the National Academy of Sciences* 115(37):9216–9221.
- Barberis N, Shleifer A, Vishny R (1998) A model of investor sentiment. *Journal of Financial Economics* .
- Castellano C, Fortunato S, Loreto V (2009) Statistical physics of social dynamics. *Reviews of Modern Physics* 81(2):591–646, URL <http://dx.doi.org/10.1103/RevModPhys.81.591>, publisher: American Physical Society.
- Dandekar P, Goel A, Lee DT (2013) Biased assimilation, homophily, and the dynamics of polarization. *Proceedings of the National Academy of Sciences* 110(15):5791–5796, ISSN 0027-8424, 1091-6490, URL <http://dx.doi.org/10.1073/pnas.1217220110>.
- De BOND T WFM, Thaler R (1985) Does the Stock Market Overreact? *The Journal of Finance* 40(3):793–805, ISSN 1540-6261, URL <http://dx.doi.org/10.1111/j.1540-6261.1985.tb05004.x>, \_eprint: <https://onlinelibrary.wiley.com/doi/pdf/10.1111/j.1540-6261.1985.tb05004.x>.
- de Silva T, Larsen-Hallock E, Rej A, Thesmar D (2025) Expectations Formation with Fat-Tailed Processes: Evidence and Theory .
- Deffuant G, Neau D, Amblard F, Weisbuch G (2001) Mixing beliefs among interacting agents. *Advances in Complex Systems* 3:87–98.
- DeGroot MH (1974) Reaching a consensus. *Journal of the American Statistical association* 69(345):118–121.
- des Mesnards NG, Hunter DS, el Hjouji Z, Zaman T (2022) Detecting Bots and Assessing Their Impact in Social Networks. *Operations Research* 70(1):1–22, ISSN 0030-364X, URL <http://dx.doi.org/10.1287/opre.2021.2118>, publisher: INFORMS.

- Edwards W (1968) Conservatism in human information processing. *Formal representation of human judgment* .
- Efron B (2011) Tweedie's Formula and Selection Bias. *Journal of the American Statistical Association* 106(496):1602–1614, ISSN 0162-1459, 1537-274X, URL <http://dx.doi.org/10.1198/jasa.2011.tm11181>.
- Festinger L (1954) A theory of social comparison processes. *Human relations* 7(2):117–140.
- Flache A, Mäs M, Feliciani T, Chattoe-Brown E, Deffuant G, Huet S, Lorenz J (2017) Models of Social Influence: Towards the Next Frontiers. *Jasss-The journal of artificial societies and social simulation* 20(4), ISSN 1460-7425, URL <http://dx.doi.org/10.18564/jasss.3521>.
- Friedkin NE, Johnsen EC (1990) Social influence and opinions. *The Journal of Mathematical Sociology* 15(3-4):193–206, ISSN 0022-250X, URL <http://dx.doi.org/10.1080/0022250X.1990.9990069>, publisher: Routledge \_eprint: <https://doi.org/10.1080/0022250X.1990.9990069>.
- Gigerenzer G, Hoffrage U (1995) How to improve bayesian reasoning without instruction: frequency formats. *Psychological review* 102(4):684.
- Griffiths TL, Tenenbaum JB (2006) Optimal Predictions in Everyday Cognition. *Psychological Science* 17(9):767–773, ISSN 0956-7976, URL <http://dx.doi.org/10.1111/j.1467-9280.2006.01780.x>, publisher: SAGE Publications Inc.
- Hegselmann R (2002) OPINION DYNAMICS AND BOUNDED CONFIDENCE MODELS, ANALYSIS, AND SIMULATION. *Journal of Artificial Societies and Social Simulation (JASSS)* 5(3):33.
- Holley RA, Liggett TM (1975) Ergodic Theorems for Weakly Interacting Infinite Systems and the Voter Model. *The Annals of Probability* 3(4):643–663, ISSN 0091-1798, URL <https://www.jstor.org/stable/2959329>, publisher: Institute of Mathematical Statistics.
- Iyengar S, Hahn KS (2009) Red media, blue media: Evidence of ideological selectivity in media use. *Journal of communication* 59(1):19–39.
- Jadbabaie A, Molavi P, Sandroni A, Tahbaz-Salehi A (2012) Non-Bayesian social learning. *Games and Economic Behavior* 76(1):210–225, ISSN 08998256, URL <http://dx.doi.org/10.1016/j.geb.2012.06.001>.
- Jager W, Amblard F (2005) Uniformity, Bipolarization and Pluriformity Captured as Generic Stylized Behavior with an Agent-Based Simulation Model of Attitude Change. *Computational & Mathematical Organization Theory* 10(4):295–303, ISSN 1572-9346, URL <http://dx.doi.org/10.1007/s10588-005-6282-2>.

- Kamenica E, Gentzkow M (2011) Bayesian persuasion. *American Economic Review* 101(6):2590–2615.
- Ladd JM, Podkul AR (2018) Distrust of the news media as a symptom and a further cause of partisan polarization. *New directions in media and politics*, 54–79 (Routledge).
- Martins ACR (2009) Bayesian updating rules in continuous opinion dynamics models. *Journal of Statistical Mechanics: Theory and Experiment* 2009(02):P02017, ISSN 1742-5468, URL <http://dx.doi.org/10.1088/1742-5468/2009/02/P02017>.
- Nickerson RS (1998) Confirmation bias: A ubiquitous phenomenon in many guises. *Review of general psychology* 2(2):175–220.
- Nyhan B, Reifler J (2010) When Corrections Fail: The Persistence of Political Misperceptions. *Political Behavior* 32(2):303–330, ISSN 1573-6687, URL <http://dx.doi.org/10.1007/s11109-010-9112-2>.
- Redlawsk DP (2002) Hot cognition or cool consideration? testing the effects of motivated reasoning on political decision making. *Journal of Politics* 64(4):1021–1044.
- Redlawsk DP, Civettini AJ, Emmerson KM (2010) The affective tipping point: Do motivated reasoners ever “get it”? *Political Psychology* 31(4):563–593.
- Swire-Thompson B, DeGutis J, Lazer D (2020) Searching for the Backfire Effect: Measurement and Design Considerations. *Journal of Applied Research in Memory and Cognition* 9(3):286–299, ISSN 2211-3681, URL <http://dx.doi.org/10.1016/j.jarmac.2020.06.006>.
- Sznajd-Weron K, Sznajd J (2000) Opinion evolution in closed community. *International Journal of Modern Physics C* 11(06):1157–1165, ISSN 0129-1831, 1793-6586, URL <http://dx.doi.org/10.1142/S0129183100000936>, arXiv:cond-mat/0101130.
- Tversky A, Kahneman D (1974) Judgment under Uncertainty: Heuristics and Biases. *Science* 185(4157):1124–1131, URL <http://dx.doi.org/10.1126/science.185.4157.1124>, publisher: American Association for the Advancement of Science.
- Yaniv I (2004) Receiving other people’s advice: Influence and benefit. *Organizational Behavior and Human Decision Processes* 93(1):1–13, ISSN 0749-5978, URL <http://dx.doi.org/10.1016/j.obhdp.2003.08.002>.

## 10. Appendix

### 10.1. Calculations of Signal Score

**10.1.1. Local (Small-Signal) Score** To characterize local or small-signal behavior when  $x$  is near a reference  $\theta_0$ , we begin by defining the unnormalized moments:

$$I_k(x) = \int_{-\infty}^{\infty} \theta^k f_{\Theta}(\theta) l_{\epsilon}(x - \theta) d\theta, \quad k \in \mathbb{N},$$

$$\theta_1(x) = \frac{I_1(x)}{I_0(x)},$$

so that  $\theta_1(x)$  is the posterior mean of  $\Theta$  given the observation  $x$ .

Next, we linearize  $\theta_1(x)$  about  $x \approx \theta_0$ . To do so, we compute the derivatives of the numerator and denominator at the operating point:

$$I_1'(\theta_0) = \int_{-\infty}^{\infty} \theta f_{\Theta}(\theta) \left. \frac{d}{dx} l_{\epsilon}(x - \theta) \right|_{x=\theta_0} d\theta,$$

$$I_0'(\theta_0) = \int_{-\infty}^{\infty} f_{\Theta}(\theta) \left. \frac{d}{dx} l_{\epsilon}(x - \theta) \right|_{x=\theta_0} d\theta.$$

These expressions measure how the likelihood moments change for an infinitesimal shift in  $x$ .

We then introduce the *local signal score* function, which captures the relative sensitivity of the likelihood to changes in  $x$ :

$$s_l(\theta) := \left. \frac{d}{dx} \log l_{\epsilon}(x - \theta) \right|_{x=\theta_0}$$

$$= \frac{dl_{\epsilon}(\theta_0 - \theta)/dx}{l_{\epsilon}(\theta_0 - \theta)}.$$

By construction, this yields

$$I_1'(\theta_0) = \int_{-\infty}^{\infty} \theta f_{\Theta}(\theta) l_{\epsilon}(\theta_0 - \theta) s_l(\theta) d\theta,$$

$$I_0'(\theta_0) = \int_{-\infty}^{\infty} f_{\Theta}(\theta) l_{\epsilon}(\theta_0 - \theta) s_l(\theta) d\theta.$$

Applying the quotient rule to  $\theta_1(x) = I_1(x)/I_0(x)$  and evaluating at  $x = \theta_0$  gives

$$\theta_1'(\theta_0) = \frac{I_1'(\theta_0) I_0(\theta_0) - I_1(\theta_0) I_0'(\theta_0)}{I_0(\theta_0)^2}$$

$$= \frac{I_1'(\theta_0)}{I_0(\theta_0)} - \theta_1(\theta_0) \frac{I_0'(\theta_0)}{I_0(\theta_0)}.$$

If  $s_l(\theta)$  is symmetric about zero so that  $I'_0(\theta_0) = 0$ , the second term vanishes and we obtain the simple form

$$\begin{aligned}\theta'_1(\theta_0) &= \frac{I'_1(\theta_0)}{I_0(\theta_0)} \\ &= \frac{\int_{-\infty}^{\infty} \theta f_{\Theta}(\theta) l_{\epsilon}(\theta_0 - \theta) s_l(\theta) d\theta}{\int_{-\infty}^{\infty} f_{\Theta}(\theta) l_{\epsilon}(\theta_0 - \theta) d\theta} \\ &= \mathbb{E}_{\pi_0}[\theta s_l(\theta)],\end{aligned}$$

where  $\pi_0(d\theta) \propto f_{\Theta}(\theta) l_{\epsilon}(\theta_0 - \theta) d\theta$  is the “pseudo-posterior” at  $x = \theta_0$ .

Finally, for  $x \approx \theta_0$  we obtain the first-order Taylor approximation:

$$\begin{aligned}\theta_1(x) &\approx \theta_1(\theta_0) + \theta'_1(\theta_0)(x - \theta_0) \\ &= \theta_0 + w(x - \theta_0), \\ w &= \theta'_1(\theta_0) = \mathbb{E}_{\pi_0}[\theta s_l(\theta)].\end{aligned}$$

**10.1.2. Asymptotic (Large-Signal) Score** Since the uniform prior  $\theta$  is defined in a small regime  $[\theta_0 - \delta, \theta_0 + \delta]$ , the likelihood function can be approximated by a second order Taylor approximation in  $\theta$  about  $\theta_0$ :

$$l(x|\theta) \approx l(x|\theta_0) + \frac{dl}{d\theta}|_{\theta=\theta_0}(\theta - \theta_0) + \frac{1}{2} \frac{d^2l}{d\theta^2}|_{\theta=\theta_0}(\theta - \theta_0)^2.$$

Then the posterior mean is given by

$$\theta_1 = \frac{I_1}{I_0}$$

where

$$\begin{aligned}I_0 &\approx \frac{1}{2\delta} \int_{\theta_0-\delta}^{\theta_0+\delta} \left( l(x|\theta_0) + \frac{dl}{d\theta}|_{\theta=\theta_0}(\theta - \theta_0) + \frac{1}{2} \frac{d^2l}{d\theta^2}|_{\theta=\theta_0}(\theta - \theta_0)^2 \right) d\theta \\ &= l(x|\theta_0) + \frac{\delta^2}{6} \frac{d^2l}{d\theta^2}|_{\theta=\theta_0},\end{aligned}$$

and

$$\begin{aligned}I_1 &\approx \frac{1}{2\delta} \int_{\theta_0-\delta}^{\theta_0+\delta} \theta \left( l(x|\theta_0) + \frac{dl}{d\theta}|_{\theta=\theta_0}(\theta - \theta_0) + \frac{1}{2} \frac{d^2l}{d\theta^2}|_{\theta=\theta_0}(\theta - \theta_0)^2 \right) d\theta \\ &\approx \theta_0 I_0 + \frac{\delta^2}{3} \frac{dl}{d\theta}|_{\theta=\theta_0}.\end{aligned}$$



The posterior mean is then

$$\begin{aligned}
 \theta_1 &\approx \frac{\theta_0 I_0 + \frac{\delta^2}{3} l' |_{\theta=\theta_0}}{I_0} \\
 &= \theta_0 + \frac{\delta^2}{3} \frac{l' |_{\theta=\theta_0}}{l |_{\theta=\theta_0} + \frac{\delta^2}{6} l'' |_{\theta=\theta_0}} \\
 &\approx \theta_0 + \frac{\delta^2}{3} \frac{l' |_{\theta=\theta_0}}{l |_{\theta=\theta_0}} \\
 &= \theta_0 + \frac{\delta^2}{3} \frac{d}{d\theta} \log(l) |_{\theta=\theta_0},
 \end{aligned}$$

where  $\frac{d}{d\theta} \log(l(x|\theta)) |_{\theta=\theta_0}$  is the asymptotic score for the signal  $x$ .

## 10.2. Calculations for the DeGroot's Model

**10.2.1. Laplace Prior and Signal with Equal Scales** With equal scales we let  $\sigma_0 = \sigma_\epsilon = \sigma$ . The relevant integrals are

$$\begin{aligned}
 I_0 &= \int_{-\infty}^{\infty} e^{-\frac{|\theta-\theta_0|}{\sigma} - \frac{|x-\theta|}{\sigma}} d\theta \\
 I_1 &= \int_{-\infty}^{\infty} \theta e^{-\frac{|\theta-\theta_0|}{\sigma} - \frac{|x-\theta|}{\sigma}} d\theta.
 \end{aligned}$$

To simplify, define  $u = \theta - \theta_0$ ,  $x_0 = x - \theta_0$ ,  $a = 1/\sigma$ . We then have

$$\begin{aligned}
 J_0 &= \int_{-\infty}^{\infty} e^{-a|u| - a|x_0-u|} du \\
 J_1 &= \int_{-\infty}^{\infty} u e^{-a|u| - a|x_0-u|} du,
 \end{aligned}$$

where  $I_0 = J_0$  and  $I_1 = J_1 + \theta_0 J_0$ .

Simple integration shows

$$\begin{aligned}
 J_0 &= \frac{e^{-ax_0}(1 + ax_0)}{a} \\
 J_1 &= \frac{x_0 e^{-ax_0}(1 + ax_0)}{2a}.
 \end{aligned}$$

From this we get

$$\theta_1 - \theta_0 = \frac{I_1}{I_0} - \theta_0$$

$$\begin{aligned}
&= \frac{J_1}{J_0} \\
&= \frac{x_0}{2} \\
&= \frac{1}{2}(x - \theta_0),
\end{aligned}$$

which is the DeGroot model with  $\omega = \frac{1}{2}$ .

**10.2.2. Cauchy Prior and Signal** The main integrals we need are

$$\begin{aligned}
I_0 &= \int_{-\infty}^{\infty} \frac{d\theta}{((\theta - \theta_0)^2 + \sigma_0^2)((x - \theta)^2 + \sigma_\epsilon^2)} \\
I_1 &= \int_{-\infty}^{\infty} \frac{\theta d\theta}{((\theta - \theta_0)^2 + \sigma_0^2)((x - \theta)^2 + \sigma_\epsilon^2)}.
\end{aligned}$$

To simplify, we define  $u = \theta - \theta_0$  and  $x_0 = x - \theta_0$ . Then define

$$\begin{aligned}
J_0 &= \int_{-\infty}^{\infty} \frac{du}{(u^2 + \sigma_0^2)((u - x_0)^2 + \sigma_\epsilon^2)} \\
J_1 &= \int_{-\infty}^{\infty} \frac{u du}{(u^2 + \sigma_0^2)((u - x_0)^2 + \sigma_\epsilon^2)}.
\end{aligned}$$

With these simplified integrals, the original integrals are  $I_0 = J_0$  and  $I_1 = J_1 + \theta_0 J_0$ .

We will do the  $J$  integrals using the Residue theorem. We use a semi-circle contour in the upper half plane. By Jordan's lemma, the contribution from the arc is zero, so the integrand is given by  $2\pi i$  times the sum of the residues in the upper half of the complex plane. The poles are located at  $i\sigma_0$  and  $x + i\sigma_\epsilon$ .

Applying the residue theorem, we have

$$\begin{aligned}
J_0 &= \pi \left( \frac{1}{\sigma_0} \frac{1}{x_0^2 + \sigma_\epsilon^2 - \sigma_0^2 - i2\sigma_0 x_0} + \frac{1}{\sigma_\epsilon} \frac{1}{x_0^2 - \sigma_\epsilon^2 + \sigma_0^2 + i2\sigma_\epsilon x_0} \right) \\
&= \frac{1}{\pi} \left( \frac{1}{A} + \frac{1}{B} \right) \\
J_1 &= \pi \left( \frac{1}{\sigma_0} \frac{i\sigma_0}{x_0^2 + \sigma_\epsilon^2 - \sigma_0^2 - i2\sigma_0 x_0} + \frac{1}{\sigma_\epsilon} \frac{x_0 + i\sigma_\epsilon}{x_0^2 - \sigma_\epsilon^2 + \sigma_0^2 + i2\sigma_\epsilon x_0} \right) \\
&= \frac{1}{\pi} \left( \frac{i\sigma_0}{A} + \frac{x_0 + i\sigma_\epsilon}{B} \right)
\end{aligned}$$

Some useful identities are

$$A + B = (\sigma_0 + \sigma_\epsilon)(x_0 + i(\sigma_\epsilon - \sigma_0))^2$$

$$(x_0 + i\sigma_\epsilon)A + i\sigma_0 B = \sigma_0 x_0 (x_0 + i(\sigma_\epsilon - \sigma_0))^2$$

We can obtain

$$\begin{aligned}
 \theta_1 - \theta_0 &= \frac{I_1}{I_0} - \theta_0 \\
 &= \frac{J_1}{J_0} \\
 &= \frac{(x_0 + i\sigma_\epsilon)A + i\sigma_0 B}{A + B} \\
 &= \frac{\sigma_0 x_0}{\sigma_0 + \sigma_\epsilon} \\
 &= \frac{\sigma_0}{\sigma_0 + \sigma_\epsilon} (x - \theta_0)
 \end{aligned}$$

which is the DeGroot model with  $\omega = \frac{\sigma_0}{\sigma_0 + \sigma_\epsilon}$ .

**10.2.3. Kalman Filter** The setting for the Kalman filter has an unobservable state  $\Theta_t$  that evolves in time that one wants to estimate. While the state is not known, its stochastic dynamics are, meaning we know how it evolves in each time step. This unknown state can be the truth sought by the receiver in our persuasion setting. We are also able to make a measurement of the state, which we call  $X_t$ . This is the signal received by the receiver in the persuasion setting. The dynamics of the system are given by

$$\Theta_t = \Theta_{t-1} + \delta_t$$

$$X_t = \Theta_t + \epsilon_t.$$

For the Kalman filter, one assumes that  $\delta_t$  and  $\epsilon_t$  are Gaussian with mean zero and constant standard deviation  $\sigma_0$  and  $\sigma_\epsilon$ , respectively. The Kalman filter update rules for the state estimate  $\theta_t$  and its uncertainty—the variance of the state estimate— $v_t$  are then given by

$$\theta_t = \theta_{t-1} + \omega_t(x_t - \theta_{t-1})$$

$$v_t = (1 - \omega_t)(v_{t-1} + \sigma_0^2).$$

We see that this is exactly the DeGroot model with a time varying coefficient  $\omega_t$ . The expression for this coefficient, or Kalman gain, is

$$\omega_t = \frac{v_t + \sigma_0^2}{v_t + \sigma_0^2 + \sigma_\epsilon^2}.$$

The estimate variance is then

$$v_t = \frac{\sigma_\epsilon^2(v_{t-1} + \sigma_0^2)}{v_{t-1} + \sigma_0^2 + \sigma_\epsilon^2}.$$

Kalman filter is a recursive Bayesian estimator of the true state since it minimizes the variance of the estimate. If we solve for the fixed point of  $v_t$  by letting  $v_t = v_{t-1}$ , we find that it is given by a value  $v$  which is

$$v = \frac{\sigma_0^2}{2} \left( \sqrt{1 + 4\left(\frac{\sigma_\epsilon}{\sigma_0}\right)^2} - 1 \right).$$

Plugging this into the expression for the DeGroot coefficient gives the fixed point value

$$\omega = \frac{1 + \sqrt{1 + 4\left(\frac{\sigma_\epsilon}{\sigma_0}\right)^2}}{1 + \sqrt{1 + 4\left(\frac{\sigma_\epsilon}{\sigma_0}\right)^2} + 2\left(\frac{\sigma_\epsilon}{\sigma_0}\right)^2}.$$

### 10.3. Calculations for the Bounded Confidence Model

**10.3.1. Gaussian Prior, Cauchy Signal** The posterior mean is given by

$$\theta_1 = \frac{I_1}{I_0}$$

where we define

$$I_0 = \int_{-\infty}^{\infty} \frac{\exp(-(\theta - \theta_0)^2/(2\sigma_0^2))}{(x - \theta)^2 + \sigma_\epsilon^2} d\theta$$

$$I_1 = \int_{-\infty}^{\infty} \frac{\theta \exp(-(\theta - \theta_0)^2/(2\sigma_0^2))}{(x - \theta)^2 + \sigma_\epsilon^2} d\theta.$$

Let  $u = (\theta - \theta_0)/\sigma_0$ . Define the normalized signal location  $x_0 = \frac{x - \theta_0}{\sigma_0}$ , and the normalized signal scale  $a = \frac{\sigma_\epsilon}{\sigma_0}$ . The following two integrals will prove useful:

$$J_0 = \int_{-\infty}^{\infty} \frac{\exp(-u^2/2)}{(u - x_0)^2 + a^2} du = \frac{\pi}{a} \operatorname{Re} \{ \exp(z^2) \operatorname{erfc}(z) \}$$

$$J_1 = \int_{-\infty}^{\infty} \frac{u \exp(-u^2/2)}{(u - x_0)^2 + a^2} du = -\frac{\pi\sqrt{2}}{a} \operatorname{Re} \{ iz \exp(z^2) \operatorname{erfc}(z) \}$$

where  $z = (a + ix_0)/\sqrt{2}$  and  $\operatorname{erfc}(\cdot)$  is the complementary error function given by

$$\operatorname{erfc}(x) = 1 - \frac{2}{\sqrt{\pi}} \int_0^x e^{-t^2} dt.$$

Then  $I_0$  and  $I_1$  can be rewritten as

$$I_0 = \frac{1}{\sigma_0} J_0$$

$$I_1 = \frac{\theta_0}{\sigma_0} J_0 + J_1$$

If we do some simple manipulations this expression reduces to

$$\begin{aligned} \theta_1 &= \frac{I_1}{I_0} \\ &= \theta_0 + \sigma_0 \frac{J_1}{J_0} \\ &= \theta_0 + \sigma_0 \frac{-\frac{\pi\sqrt{2}}{a} \operatorname{Re}\{iz \exp(z^2) \operatorname{erfc}(z)\}}{\frac{\pi}{a} \operatorname{Re}\{\exp(z^2) \operatorname{erfc}(z)\}} \\ &= \theta_0 - \sigma_0 \frac{\operatorname{Re}\{(-x_0 + ia) \exp(z^2) \operatorname{erfc}(z)\}}{\operatorname{Re}\{\exp(z^2) \operatorname{erfc}(z)\}} \\ &= \theta_0 + \sigma_0 x_0 + \sigma_0 a \frac{\operatorname{Im}\{\exp(z^2) \operatorname{erfc}(z)\}}{\operatorname{Re}\{\exp(z^2) \operatorname{erfc}(z)\}} \\ &= x + \sigma_\epsilon \frac{\operatorname{Im}\{\exp(z^2) \operatorname{erfc}(z)\}}{\operatorname{Re}\{\exp(z^2) \operatorname{erfc}(z)\}} \\ &= x + \sigma_\epsilon \frac{\operatorname{Im}\{\operatorname{erfcx}(z)\}}{\operatorname{Re}\{\operatorname{erfcx}(z)\}}, \end{aligned}$$

where we have used the scaled complementary error function  $\operatorname{erfcx}(z) = e^{z^2} \operatorname{erfc}(z)$ . In summary, for a Gaussian prior and a Cauchy likelihood, the posterior mean is

$$\theta_1 = x + \sigma_\epsilon \frac{\operatorname{Im}\{\operatorname{erfcx}(z)\}}{\operatorname{Re}\{\operatorname{erfcx}(z)\}}.$$

For small signals, we derive an approximation for the DeGroot coefficient. We expand  $\operatorname{erfc}(\cdot)$  as

$$\begin{aligned} \operatorname{erfc}\left(\frac{a + ix_0}{\sqrt{2}}\right) &= \operatorname{erfc}\left(\frac{a}{\sqrt{2}}\right) - \frac{2}{\sqrt{\pi}} e^{-a^2/2} \int_0^{x_0/\sqrt{2}} du e^{u^2} \sin(\sqrt{2}au) \\ &\quad - i \frac{2}{\sqrt{\pi}} e^{-a^2/2} \int_0^{x_0/\sqrt{2}} du e^{u^2} \cos(\sqrt{2}au) \end{aligned}$$

by exploiting a contour from 0 to  $\frac{a+ix_0}{\sqrt{2}}$ .

Define a convenient expression  $\operatorname{erfc}(z) = A + iB$ . When  $x \approx \theta_0$  or  $x_0 \approx 0$  we have

$$A \approx \operatorname{erfc}\left(\frac{a + ix_0}{\sqrt{2}}\right),$$

$$\begin{aligned}
\frac{dA}{dx_0} &= -\frac{2}{\sqrt{\pi}} e^{\frac{x_0^2 - a^2}{2}} \sin ax_0 \approx 0, \\
B &\approx 0, \\
\frac{dB}{dx_0} &= -\frac{2}{\sqrt{\pi}} e^{\frac{x_0^2 - a^2}{2}} \cos ax_0 \approx -\frac{2}{\sqrt{\pi}} e^{-\frac{a^2}{2}}, \\
\frac{dx_0}{dx} &= \frac{1}{\sigma_0}.
\end{aligned}$$

From the fact that the DeGroot coefficient  $\omega = \frac{d\theta_1}{dx}$ , we have

$$\begin{aligned}
\omega &= 1 + \sigma_\epsilon \frac{d}{dx} \frac{\text{Im}\{\text{erfcx}(z)\}}{\text{Re}\{\text{erfcx}(z)\}} \\
&= 1 + \sigma_\epsilon \frac{d}{dx} \frac{\text{Im}\{e^{iax_0}(A + iB)\}}{\text{Re}\{e^{iax_0}(A + iB)\}} \\
&= 1 + \frac{\sigma_\epsilon}{\sigma_0} \frac{d}{dx_0} \left( \frac{\sin(ax_0)A + \cos(ax_0)B}{\cos(ax_0)A - \sin(ax_0)B} \right) \\
&\approx 1 + a^2 - \sqrt{\frac{2}{\pi}} \frac{ae^{-a^2/2}}{\text{erfc}(a/\sqrt{2})} \\
&= 1 + a^2 - \sqrt{\frac{2}{\pi}} \frac{a}{\text{erfcx}(a/\sqrt{2})}.
\end{aligned}$$

As can be seen, this expression is much more complicated than the standard DeGroot coefficient, and arises because of the complex interplay of the Gaussian prior with the heavy-tailed signal noise.

For  $a \gg 1$ , which corresponds to  $\sigma_\epsilon \gg \sigma_0$ , we can use the following inverse factorial series expansion of the complementary error function that is valid for  $\text{Re}(z^2) > 0$  and for large  $|z|$ :

$$\text{erfc}(z) \approx \frac{e^{-z^2}}{z\sqrt{\pi}} \left( 1 - \frac{1}{2} \frac{1}{(z^2 + 1)} \right).$$

We find in this regime

$$\begin{aligned}
\omega &\approx 1 + a^2 - \frac{a^2}{1 - \frac{1}{a^2 + 2}} \\
&\approx 1 + a^2 - a^2 \left( 1 + \frac{1}{a^2 + 2} \right) \\
&= 1 - \frac{a^2}{a^2 + 2} \\
&\approx 1 - \left( 1 - \frac{2}{a^2} \right) \\
&= \frac{2}{a^2} \\
&= \frac{2\sigma_0^2}{\sigma_\epsilon^2}.
\end{aligned}$$

In the opposite regime where  $\sigma_\epsilon \ll \sigma_0$  or  $a \ll 1$ , we can use an approximation of  $\text{erfc}(z)$  with  $z$  near zero to obtain the corresponding DeGroot coefficient. We use the Taylor expansion such that

$$\text{erfc}(z) \approx 1 - \frac{2}{\sqrt{\pi}} z.$$

In this regime we find

$$\begin{aligned} \omega &\approx 1 + a^2 - \sqrt{\frac{2}{\pi}} \frac{a}{e^{a^2/2} \sqrt{\frac{2}{\pi}} (1-a)} \\ &= 1 + a^2 - \sqrt{\frac{2}{\pi}} e^{-a^2/2} \frac{a}{1 - \sqrt{\frac{2}{\pi}} a} \\ &\approx 1 + a^2 - \sqrt{\frac{2}{\pi}} \left(1 - \frac{a^2}{2}\right) a \left(1 + \sqrt{\frac{2}{\pi}} a\right) \\ &\approx 1 + a^2 - \sqrt{\frac{2}{\pi}} a \left(1 + \sqrt{\frac{2}{\pi}} a\right) \\ &= 1 - \sqrt{\frac{2}{\pi}} a \\ &= 1 - \sqrt{\frac{2}{\pi}} \frac{\sigma_\epsilon}{\sigma_0}. \end{aligned}$$

For large signals  $x - \theta_0 \gg \sigma_0, \sigma_\epsilon$ , we can use the following inverse factorial series expansion of the complementary error function that is valid for  $\text{Re}(z^2) > 0$  and large  $|z|$ :

$$\text{erfc}(z) \approx \frac{e^{-z^2}}{z\sqrt{\pi}} \left(1 - \frac{1}{2} \frac{1}{(z^2 + 1)}\right).$$

Then we expand  $\text{erfcx}(z)$  in Laurent series to have

$$\begin{aligned} \text{erfcx}(z) &= e^{z^2} \text{erfc}(z) \\ &\approx \frac{1}{z\sqrt{\pi}} \left(1 - \frac{1}{2} \frac{1}{(z^2 + 1)}\right) \\ &= \sqrt{\frac{2}{\pi}} \left( \frac{1}{a + ix_0} - \frac{1}{(a + ix_0)^3 + 2(a + ix_0)} \right) \\ &\approx \sqrt{\frac{2}{\pi}} \left( -\frac{i}{x_0} + \frac{a}{x_0^2} + \frac{i(a^2 - 1)}{x_0^3} - \frac{a(a^2 - 3)}{x_0^4} \right). \end{aligned}$$

The posterior mean then becomes

$$\theta_1 \approx x + \sigma_\epsilon \frac{-\frac{1}{x_0} + \frac{a^2 - 1}{x_0^3}}{\frac{a}{x_0^2} - \frac{a(a^2 - 3)}{x_0^4}}$$

$$\begin{aligned}
&= x + \sigma_\epsilon \left( \frac{x_0}{a} \right) \frac{-x_0^2 + a^2 - 1}{x_0^2 - a^2 + 3} \\
&= x + (x - \theta_0) \left( -1 + \frac{2}{x_0^2 - a^2 + 3} \right) \\
&= \theta_0 + \frac{2(x - \theta_0)\sigma_0^2}{(x - \theta_0)^2 - \sigma_\epsilon^2 + 3\sigma_0^2} \\
&\approx \theta_0 + \frac{2\sigma_0^2}{x - \theta_0} \quad \text{if } x - \theta_0 \gg \sigma_0, \sigma_\epsilon.
\end{aligned}$$

Therefore, we obtain the bounded confidence shift

$$\theta_1 - \theta_0 \approx \frac{2\sigma_0^2}{x - \theta_0}.$$

**10.3.2. Laplace Prior, Cauchy Signal** The posterior mean is given by

$$\theta_1 = \frac{I_1}{I_0}$$

where we define

$$\begin{aligned}
I_0 &= \int_{-\infty}^{\infty} \frac{\exp(-|\theta - \theta_0|/\sigma_0)}{(x - \theta)^2 + \sigma_\epsilon^2} d\theta \\
I_1 &= \int_{-\infty}^{\infty} \frac{\theta \exp(-|\theta - \theta_0|/\sigma_0)}{(x - \theta)^2 + \sigma_\epsilon^2} d\theta.
\end{aligned}$$

We define  $u = (\theta - \theta_0)/\sigma_0$ ,  $x_0 = (x - \theta_0)/\sigma_0$ , and  $a = \sigma_\epsilon/\sigma_0$ . The following two integrals will prove useful:

$$\begin{aligned}
J_0 &= \int_{-\infty}^{\infty} \frac{\exp(-|u|)}{(u - x_0)^2 + a^2} du = \frac{1}{a} \text{Im}(2\pi i \cosh(z) - \text{Eix}(z) + \text{Eix}(-z)) \\
J_1 &= \int_{-\infty}^{\infty} \frac{u \exp(-|u|)}{(u - x_0)^2 + a^2} du = \frac{1}{a} \text{Im}(z(2\pi i \cosh(z) - \text{Eix}(z) + \text{Eix}(-z)))
\end{aligned}$$

where we have defined  $z = x_0 + ai$  and  $\text{Eix}(\cdot)$  is the scaled exponential integral given by

$$\text{Eix}(z) = e^{-z} \int_{-\infty}^z \frac{e^t}{t} dt.$$

Then  $I_0$  and  $I_1$  can be rewritten as

$$\begin{aligned}
I_0 &= \frac{1}{\sigma_0} J_0 \\
I_1 &= \frac{\theta_0}{\sigma_0} J_0 + J_1,
\end{aligned}$$



and we obtain for the posterior mean

$$\begin{aligned}
 \theta_1 &= \frac{I_1}{I_0} \\
 &= \theta_0 + \sigma_0 \frac{J_1}{J_0} \\
 &= \theta_0 + \sigma_0 \frac{\text{Im}(z(2\pi i \cosh(z) - \text{Eix}(z) + \text{Eix}(-z)))}{\text{Im}(2\pi i \cosh(z) - \text{Eix}(z) + \text{Eix}(-z))} \\
 &= x + \sigma_\epsilon \frac{\text{Re}(2\pi i \cosh(z) - \text{Eix}(z) + \text{Eix}(-z))}{\text{Im}(2\pi i \cosh(z) - \text{Eix}(z) + \text{Eix}(-z))}
 \end{aligned}$$

For small signals where  $x_0 \approx 0$ , define convenience variables  $A, B \in \mathbb{R}$  such that

$$\begin{aligned}
 A + iB &= \text{Eix}(z) - \text{Eix}(-z) \\
 \frac{dA}{dx_0} + i \frac{dB}{dx_0} &= \frac{d}{dx_0} (\text{Eix}(z) - \text{Eix}(-z)) \\
 &= -(\text{Eix}(-z) + \text{Eix}(z))
 \end{aligned}$$

so we have

$$\begin{aligned}
 A - \frac{dA}{dx_0} &= 2\text{Re}(\text{Eix}(z)) \\
 B - \frac{dB}{dx_0} &= 2\text{Im}(\text{Eix}(z))
 \end{aligned}$$

Since we can choose integration paths that are symmetric along the real axis for  $\text{Ei}(ia)$  and  $\text{Ei}(-ia)$ , we have  $\text{Eix}(-ia) = \overline{\text{Eix}(ia)}$ . We can then give below approximations when  $x_0 \approx 0$  or  $z \approx ia$ :

$$\begin{aligned}
 \text{Eix}(z) - \text{Eix}(-z) &\approx \text{Eix}(ia) - \text{Eix}(-ia) \\
 &= i2\text{Im}(\text{Eix}(ia)) \\
 \text{Eix}(z) + \text{Eix}(-z) &\approx \text{Eix}(ia) + \text{Eix}(-ia) \\
 &= 2\text{Re}(\text{Eix}(ia))
 \end{aligned}$$

and thus when  $x_0 \approx 0$ :

$$\begin{aligned}
 A &\approx 0 \\
 \frac{dB}{dx_0} &\approx 0 \\
 \frac{dA}{dx_0} &\approx -2\text{Re}(\text{Eix}(ia)) \\
 B &\approx 2\text{Im}(\text{Eix}(ia)).
 \end{aligned}$$

We define  $N, D$  and give some useful approximations when  $x_0 \approx 0$  as follows.

$$\begin{aligned}
N &= -2\pi \sinh x_0 \sin a - A \\
&\approx 0 - 0 = 0 \\
D &= 2\pi \cosh x_0 \cos a - B \\
&\approx 2\pi \cos a - 2\text{Im}(\text{Eix}(ia)) \\
N' &= -2\pi \cosh x_0 \sin a - \frac{dA}{dx_0} \\
&\approx -2\pi \sin a + 2\text{Re}(\text{Eix}(ia)) \\
D' &= 2\pi \sinh x_0 \cos a - \frac{dB}{dx_0} \\
&\approx 0 - 0 = 0.
\end{aligned}$$

To derive the DeGroot coefficient, take the derivative of  $\theta_1$  w.r.t.  $x$  and have

$$\begin{aligned}
\omega &= \frac{d}{dx} \left( x + \sigma_\epsilon \frac{-2\pi \sinh x_0 \sin a - A}{2\pi \cosh x_0 \cos a - B} \right) \\
&= 1 + \frac{\sigma_\epsilon}{\sigma_0} \frac{d}{dx_0} \frac{-2\pi \sinh x_0 \sin a - A}{2\pi \cosh x_0 \cos a - B} \\
&= 1 + a \frac{d}{dx_0} \frac{N}{D} \\
&= 1 + a \left( \frac{N'}{D} - \frac{ND'}{D^2} \right) \\
&\approx 1 + a \left( \frac{-2\pi \sin a + 2\text{Re}(\text{Eix}(ia))}{2\pi \cos a - 2\text{Im}(\text{Eix}(ia))} - 0 \right) \\
&= 1 + a \left( \frac{-\pi \sin a + \text{Re}(\text{Eix}(ia))}{\pi \cos a - \text{Im}(\text{Eix}(ia))} \right) \\
&= 1 + a \cdot \frac{-\pi \sin a + \cos a \text{Ci}(a) + \sin a \text{Si}(a) + \frac{\pi}{2} \sin a}{\pi \cos a - (\cos a \text{Si}(a) + \frac{\pi}{2} \cos a - \sin a \text{Ci}(a))} \\
&= 1 - a \cdot \frac{\frac{\pi}{2} \sin a - \cos a \text{Ci}(a) - \sin a \text{Si}(a)}{\frac{\pi}{2} \cos a - \cos a \text{Si}(a) + \sin a \text{Ci}(a)}
\end{aligned}$$

where we express  $\text{Eix}(ia)$  as

$$\begin{aligned}
\text{Eix}(ia) &= e^{-ia} \text{Ei}(ia) \\
&= (\cos a - i \sin a) (\text{Ci}(a) + i \text{Si}(a) + i \frac{\pi}{2}) \\
&= \cos a \text{Ci}(a) + \sin a \text{Si}(a) + \frac{\pi}{2} \sin a + i \left( \cos a \text{Si}(a) + \frac{\pi}{2} \cos a - \sin a \text{Ci}(a) \right).
\end{aligned}$$

For  $a \gg 1$ , we first derive the asymptotic series for  $\text{Si}(a)$  and  $\text{Ci}(a)$  using repeated integration by parts.

We have

$$\begin{aligned}\text{Si}(a) &\approx \frac{\pi}{2} - \frac{\cos a}{a} - \frac{\sin a}{a^2} + \frac{2 \cos a}{a^3} + \frac{6 \sin a}{a^4} \\ \text{Ci}(a) &\approx \frac{\sin a}{a} - \frac{\cos a}{a^2} - \frac{2 \sin a}{a^3} + \frac{6 \cos a}{a^4}\end{aligned}$$

We can approximate the DeGroot coefficient

$$\begin{aligned}\omega &\approx 1 - a \cdot \frac{\frac{\pi}{2} \sin a - \cos a \left( \frac{\sin a}{a} - \frac{\cos a}{a^2} - \frac{2 \sin a}{a^3} + \frac{6 \cos a}{a^4} \right) - \sin a \left( \frac{\pi}{2} - \frac{\cos a}{a} - \frac{\sin a}{a^2} + \frac{2 \cos a}{a^3} + \frac{6 \sin a}{a^4} \right)}{\frac{\pi}{2} \cos a - \cos a \left( \frac{\pi}{2} - \frac{\cos a}{a} - \frac{\sin a}{a^2} + \frac{2 \cos a}{a^3} + \frac{6 \sin a}{a^4} \right) + \sin a \left( \frac{\sin a}{a} - \frac{\cos a}{a^2} - \frac{2 \sin a}{a^3} + \frac{6 \cos a}{a^4} \right)} \\ &= 1 - a \cdot \frac{\frac{1}{a^2} - \frac{6}{a^4}}{\frac{1}{a} - \frac{2}{a^3}} \\ &= 1 - \frac{1 - \frac{6}{a^2}}{1 - \frac{2}{a^2}} \\ &\approx 1 - \left(1 - \frac{6}{a^2}\right) \left(1 + \frac{2}{a^2}\right) \\ &= \frac{4}{a^2}.\end{aligned}$$

For  $a \ll 1$  we first approximate:

$$\sin a \approx a$$

$$\cos a \approx 1$$

$$\text{Si}(a) \approx a$$

$$\text{Ci}(a) \approx \gamma + \log a$$

$$a \log a \approx a(a - 1) \approx -a$$

We then have

$$\begin{aligned}\omega &\approx 1 - a \cdot \frac{\frac{\pi}{2} a - (\gamma + \log a) - a^2}{\frac{\pi}{2} - a + a(\gamma + \log a)} \\ &\approx 1 - a \cdot \frac{-\log a}{\frac{\pi}{2} + a \log a} \\ &\approx 1 + a \cdot \frac{\log a}{\frac{\pi}{2} - a} \\ &\approx 1 + \frac{2}{\pi} a \log a.\end{aligned}$$

For large signals where  $x_0 \gg 0$ , we use the following series expansions when  $z \approx \infty$ :

$$\begin{aligned}
 \text{Eix}(z) &\approx \frac{1}{z} + \frac{1}{z^2} \\
 \text{Eix}(-z) &= e^z \text{Ei}(-z) \\
 &= e^z \left( -i\pi + e^{-z} \left[ \frac{1}{z} + O\left(\frac{1}{z^2}\right) \right] \right) \\
 &\approx e^z (-i\pi) \\
 &= e^{x_0} (\cos a + i \sin a) (-i\pi) \\
 &= \pi e^{x_0} \sin a - i\pi e^{x_0} \cos a.
 \end{aligned}$$

When  $x_0 \gg 0$ , the posterior mean can be approximated as

$$\begin{aligned}
 \theta_1 &= x + \sigma_\epsilon \frac{-\pi e^{x_0} \sin a + \pi e^{-x_0} \sin a - \text{Re}(\text{Eix}(z)) + \pi e^{x_0} \sin a}{\pi e^{x_0} \cos a + \pi e^{-x_0} \cos a - \text{Im}(\text{Eix}(z)) - \pi e^{x_0} \cos a} \\
 &\approx x + \sigma_\epsilon \frac{-\text{Re}(\text{Eix}(z))}{-\text{Im}(\text{Eix}(z))} \\
 &\approx x + \sigma_\epsilon \frac{\text{Re}(\frac{1}{z} + \frac{1}{z^2})}{\text{Im}(\frac{1}{z} + \frac{1}{z^2})} \\
 &= x + \sigma_\epsilon \frac{a^2 x_0 - a^2 + x_0^3 + x_0^2}{-a(a^2 + x_0^2 + 2x_0)} \\
 &= x - \sigma_0 \frac{x_0(a^2 + x_0^2) - a^2 + x_0^2}{a^2 + x_0^2 + 2x_0} \\
 &= x - \sigma_0 \frac{x_0 - a^2/(a^2 + x_0^2) + x_0^2/(a^2 + x_0^2)}{1 + 2x_0/(a^2 + x_0^2)} \\
 &\approx x - \sigma_0(x_0 + 1)(1 - 2x_0/(a^2 + x_0^2)) \\
 &= \theta_0 + 2\sigma_0/x_0 \\
 &= \theta_0 + \frac{2\sigma_0^2}{x - \theta_0}.
 \end{aligned}$$

**10.3.3. Mixture Signal** We define the usual integrals

$$\begin{aligned}
 I_0 &= \phi_\epsilon \int_{-\infty}^{\infty} f_\Theta(\theta) l_\epsilon(x - \theta) d\theta + \sum_{i=1}^k \phi_i \int_{-\infty}^{\infty} f_\Theta(\theta) l_i(x - \Delta_i) d\theta \\
 &= \phi_\epsilon J_0 + \sum_{i=1}^k \phi_i l_i(x - \Delta_i) \\
 I_1 &= \phi_\epsilon \int_{-\infty}^{\infty} \theta f_\Theta(\theta) l_\epsilon(x - \theta) d\theta + \sum_{i=1}^k \phi_i \int_{-\infty}^{\infty} \theta f_\Theta(\theta) l_i(x - \Delta_i) d\theta
 \end{aligned}$$

$$= \phi_\epsilon J_1 + \theta_0 \sum_{i=1}^k \phi_i l_i(x - \Delta_i)$$

where

$$J_0 = \int_{-\infty}^{\infty} f_\Theta(\theta) l_\epsilon(x - \theta) d\theta$$

$$J_1 = \int_{-\infty}^{\infty} \theta f_\Theta(\theta) l_\epsilon(x - \theta) d\theta.$$

Above we assumed that the prior  $f_\Theta(\cdot)$  has mean  $\theta_0$  defined as  $\int_{-\infty}^{\infty} \theta f_\Theta(\theta) d\theta$ . Let us define  $\theta_1^{nm}$  as the posterior mean when the signal is not a mixture. Recall that for non-mixture signals, we have  $\theta_1^{nm} = J_1/J_0$ .

Then the posterior mean for mixture signals is given by

$$\begin{aligned} \theta_1 &= \frac{I_1}{I_0} \\ &= \frac{\phi_\epsilon J_1 + \theta_0 \sum_{i=1}^k \phi_i l_i(x - \Delta_i)}{\phi_\epsilon J_0 + \sum_{i=1}^k \phi_i l_i(x - \Delta_i)} \\ &= \frac{\theta_1^{nm} \phi_\epsilon + \theta_0 \sum_{i=1}^k \phi_i l_i(x - \Delta_i)/J_0}{\phi_\epsilon + \sum_{i=1}^k \phi_i l_i(x - \Delta_i)/J_0} \\ &= \alpha \theta_1^{nm} + (1 - \alpha) \theta_0, \end{aligned}$$

where

$$\alpha = \frac{\phi_\epsilon J_0}{\phi_\epsilon J_0 + \sum_{i=1}^k \phi_i l_i(x - \Delta_i)} \in [0, 1].$$

Thus,

$$\theta_1 - \theta_0 = \alpha(\theta_1^{nm} - \theta_0) \propto \alpha.$$

Note that  $\alpha$  is a function of the signal  $x$ . When  $x$  is more likely to come from the  $\Theta$ -centered component,  $\alpha$  will be larger, causing greater opinion shift. On the other hand, with  $x$  closer to the bias points  $\Delta_i$ ,  $\alpha$  will be smaller, thus reducing the shift and causing the bounded confidence effect.

**Gaussian Prior, Gaussian Mixture Signal** Consider a special case, without loss of generality, where the prior is symmetric about zero such that  $\theta_0 = 0$ . We have:

$$\begin{aligned} \theta_1 &= \alpha \theta_1^{nm} \\ &= \theta_1^{nm} \left( 1 + \sum_{i=1}^k \frac{\phi_i l_i(x - \Delta_i)}{\phi_\epsilon J_0} \right)^{-1}. \end{aligned}$$

In addition, we assume that the prior is Gaussian and the signal is a mixture Gaussian. The posterior mean will be:

$$\theta_1 = \omega_{nm} x \left( 1 + \sum_{i=1}^k \frac{\phi_i}{\phi_\epsilon} \frac{\sqrt{\sigma_0^2 + \sigma_\epsilon^2}}{\sigma_i} \exp\left(\frac{x^2}{2(\sigma_0^2 + \sigma_\epsilon^2)} - \frac{(x - \Delta_i)^2}{2\sigma_i^2}\right) \right)^{-1}$$

where  $\omega_{nm} = \frac{\sigma_0^2}{\sigma_0^2 + \sigma_\epsilon^2}$ .

Let us analyze its behavior by investigating the coefficient in the exponent:

$$\begin{aligned} \frac{x^2}{2(\sigma_0^2 + \sigma_\epsilon^2)} - \frac{(x - \Delta_i)^2}{2\sigma_i^2} &= \frac{1}{2(\sigma_0^2 + \sigma_\epsilon^2)\sigma_i^2} [(\sigma_i^2 - \sigma_0^2 - \sigma_\epsilon^2)x^2 + 2\Delta_i(\sigma_0^2 + \sigma_\epsilon^2)x - (\sigma_0^2 + \sigma_\epsilon^2)\Delta_i^2] \\ &= \frac{\sigma_i^2 - \sigma_0^2 - \sigma_\epsilon^2}{2(\sigma_0^2 + \sigma_\epsilon^2)\sigma_i^2} x^2 + \frac{\Delta_i}{\sigma_i^2} x - \frac{\Delta_i^2}{2\sigma_i^2}. \end{aligned}$$

For  $x \approx 0$ , the exponent is negative and approximates  $-\frac{\Delta_i^2}{2\sigma_i^2}$ . This gives the DeGroot's model with a scaled DeGroot coefficient:

$$\theta_1 \approx \frac{\omega_{nm}}{1 + \sum_{i=1}^k \frac{\phi_i}{\phi_\epsilon} \frac{\sqrt{\sigma_0^2 + \sigma_\epsilon^2}}{\sigma_i} \exp(-\frac{\Delta_i^2}{2\sigma_i^2})} x.$$

If  $\Delta_i \gg \sigma_i \ \forall i$  which means that all biases are far away from the prior belief, we recover the DeGroot's model of non-mixture signals:

$$\theta_1 \approx \omega_{nm} x.$$

For  $|x| \gg 0$ , we have the following three scenarios depending on the sign of  $\sigma_i^2 - (\sigma_0^2 + \sigma_\epsilon^2)$ . That is, the behavior depends on the relative magnitude of the bias variance  $\sigma_i^2$  versus the variance of Gaussian convolution  $(\sigma_0^2 + \sigma_\epsilon^2)$ .

1. If  $\sigma_i^2 > \sigma_0^2 + \sigma_\epsilon^2 \ \forall i$ , the exponent is positive and thus the opinion shift decays toward zero, hence giving a bounded confidence effect. Though not symmetric, such decay happens on both sides of  $x > 0$  and  $x < 0$ .
2. If  $\sigma_i^2 = \sigma_0^2 + \sigma_\epsilon^2 \ \forall i$ , the exponent is positive for  $x$  with same sign as  $\Delta_i$  and the shift decays toward zero. For  $x$  having opposite sign to  $\Delta_i$ , the exponent is negative and thus the shift follows the DeGroot's model.

3. If  $\sigma_i^2 < \sigma_0^2 + \sigma_\epsilon^2 \quad \forall i$ , the exponent is negative and we return to the original non-mixture DeGroot's model:

$$\theta_1 \approx \omega_{nm}x.$$

However, this scenario has an intermediate regime where the exponent is positive and thus the opinion shift will be smaller than the non-mixture DeGroot's shift. This happens when

$$\frac{\sigma_i^2 - \sigma_0^2 - \sigma_\epsilon^2}{2(\sigma_0^2 + \sigma_\epsilon^2)\sigma_i^2}x^2 + \frac{\Delta_i}{\sigma_i^2}x - \frac{\Delta_i^2}{2\sigma_i^2} > 0.$$

Solve for  $x$  we have this regime:

$$x \in \begin{cases} \left( \Delta_i \frac{1-\sqrt{s}}{1-s}, \Delta_i \frac{1+\sqrt{s}}{1-s} \right) & \text{if } \Delta_i > 0, \\ \left( \Delta_i \frac{1+\sqrt{s}}{1-s}, \Delta_i \frac{1-\sqrt{s}}{1-s} \right) & \text{if } \Delta_i < 0. \end{cases}$$

where  $s = \frac{\sigma_i^2}{\sigma_0^2 + \sigma_\epsilon^2} < 1$ .

In this regime, the shift decays to zero if  $\Delta_i^2 \gg 2(\sigma_0^2 + \sigma_\epsilon^2 - \sigma_i^2)$ , or simply if  $|\Delta_i| \gg 0$ . This is derived by letting the quadratic function at  $x = \frac{\Delta_i}{1-s}$  to be:

$$\frac{s-1}{2\sigma_i^2} \left( \frac{\Delta_i}{1-s} \right)^2 + \frac{\Delta_i}{\sigma_i^2} \left( \frac{\Delta_i}{1-s} \right) - \frac{\Delta_i^2}{2\sigma_i^2} \gg 0.$$

Consider the case where  $\sigma_i = \sigma_\epsilon$ , i.e.,  $s = 1 - \omega$ , we have the intermediate regime:

$$x \in \begin{cases} \left( \frac{\Delta_i}{\omega_{nm}}(1 - \sqrt{1 - \omega_{nm}}), \frac{\Delta_i}{\omega_{nm}}(1 + \sqrt{1 - \omega_{nm}}) \right) & \text{if } \Delta_i > 0, \\ \left( \frac{\Delta_i}{\omega_{nm}}(1 + \sqrt{1 - \omega_{nm}}), \frac{\Delta_i}{\omega_{nm}}(1 - \sqrt{1 - \omega_{nm}}) \right) & \text{if } \Delta_i < 0. \end{cases}$$

**Gaussian Prior, Gaussian Mixture Signal with Uncertain Bias Points and Weights** We consider

a setting in which a receiver holds a Gaussian prior over the latent state of the world:  $\Theta \sim N(\mu_0, \sigma_0^2)$ . The receiver observes a signal  $X$  whose likelihood is modeled as a mixture of an informative Gaussian component centered at  $\Theta$  and  $k$  biased Gaussian components with unknown centers and uncertain weights:

$$l_{X|\Theta}(x|\theta) = \phi_\epsilon \cdot N(x; \theta, \sigma_\epsilon^2) + \sum_{i=1}^k \phi_i \cdot l_i(x).$$

Each biased signal component  $l_i(x)$  is generated through a two-stage process. First, the latent bias location  $\Delta_i$  is drawn from a Gaussian prior,  $\Delta_i \sim N(\delta_i, \tau_i^2)$ , reflecting the receiver's belief about the likely source of bias. Then, conditioned on  $\Delta_i$ , the signal  $x$  is drawn from a Gaussian centered at  $\Delta_i$  with variance  $\sigma_i^2$ :

$$l_i(x) \sim N(\Delta_i, \sigma_i^2).$$

To compute the effective form of  $l_i(x)$ , we marginalize over the uncertain bias location  $\Delta_i$ :

$$l_i(x) = \int N(x; \Delta_i, \sigma_i^2) \cdot N(\Delta_i; \delta_i, \tau_i^2) d\Delta_i.$$

This integral is the convolution of two Gaussians and yields another Gaussian:

$$l_i(x) \sim N(x; \delta_i, \tau_i^2 + \sigma_i^2).$$

Substituting this result back into the full likelihood, we obtain the effective marginal likelihood of the observed signal  $x$ :

$$l_{X|\Theta}(x|\theta) = \phi_\epsilon \cdot N(x; \theta, \sigma_\epsilon^2) + \sum_{i=1}^k \phi_i \cdot N(x; \delta_i, \tau_i^2 + \sigma_i^2),$$

where the weights  $\phi_\epsilon, \phi_1, \dots, \phi_k$  are the expected values of the random mixture weights under a Dirichlet prior, because we assume the vector of weights  $(\phi_\epsilon, \phi_1, \dots, \phi_k)$  is drawn from a Dirichlet distribution:

$$(\Phi_\epsilon, \Phi_1, \dots, \Phi_k) \sim \text{Dir}(\alpha_\epsilon, \alpha_1, \dots, \alpha_k).$$

Under this prior, the expected weight of component  $j$  is given by:

$$\bar{\phi}_j \triangleq \mathbb{E}[\Phi_j] = \frac{\alpha_j}{\sum_{i=1}^k \alpha_i + \alpha_\epsilon}.$$

This expectation holds for both the informative component ( $j = \epsilon$ ) and each bias component ( $j = 1, \dots, k$ ).

We now compute the posterior distribution of  $\Theta$  given the signal  $x$ . The informative component of the likelihood is conjugate to the Gaussian prior and yields a Gaussian posterior (see Section 4):

$$\theta_1^{\text{nm}} = \left( \frac{\theta_0}{\sigma_0^2} + \frac{x}{\sigma_\epsilon^2} \right) / \left( \frac{1}{\sigma_0^2} + \frac{1}{\sigma_\epsilon^2} \right).$$



Because the full likelihood is a mixture, the overall posterior distribution is not Gaussian. However, the posterior mean of  $\Theta$  remains a convex combination of the prior mean  $\theta_0$  and the informative posterior mean  $\theta_1^{\text{nm}}$ :

$$\theta_1 = \alpha(x) \cdot \theta_1^{\text{nm}} + (1 - \alpha(x)) \cdot \theta_0,$$

where the weight  $\alpha(x)$  reflects the posterior belief that  $x$  originated from the informative component:

$$\alpha(x) = \frac{\bar{\phi}_\epsilon \cdot N(x; \theta_0, \sigma_0^2 + \sigma_\epsilon^2)}{\bar{\phi}_\epsilon \cdot N(x; \theta_0, \sigma_0^2 + \sigma_\epsilon^2) + \sum_{i=1}^k \bar{\phi}_i \cdot N(x; \delta_i, \tau_i^2 + \sigma_i^2)} \in [0, 1].$$

This expression shows that even when the biased signal components are uncertain both in location (via the distribution over  $\Delta_i$ ) and frequency (via a Dirichlet distribution over weights), the posterior mean of  $\Theta$  retains a tractable convex form. The receiver only updates significantly when the observed signal  $x$  is more likely to have come from the informative source than from any of the biased alternatives.

#### 10.4. Calculations for the Bounded Shift Model

**10.4.1. Laplace Prior and Signal with Unequal Scales** The main integrals we need are

$$\begin{aligned} I_0 &= \int_{-\infty}^{\infty} \exp\left(-\frac{|\theta - \theta_0|}{\sigma_0}\right) \exp\left(-\frac{|x - \theta|}{\sigma_\epsilon}\right) d\theta \\ I_1 &= \int_{-\infty}^{\infty} \theta \exp\left(-\frac{|\theta - \theta_0|}{\sigma_0}\right) \exp\left(-\frac{|x - \theta|}{\sigma_\epsilon}\right) d\theta. \end{aligned}$$

Define  $u = \theta - \theta_0$ ,  $x_0 = x - \theta_0$ ,  $a_0 = 1/\sigma_0$ , and  $a_\epsilon = 1/\sigma_\epsilon$ . The simplified integrals are

$$\begin{aligned} J_0 &= \int_{-\infty}^{\infty} e^{-a_0|u| - a_\epsilon|u - x_0|} du \\ J_1 &= \int_{-\infty}^{\infty} u e^{-a_0|u| - a_\epsilon|u - x_0|} du \end{aligned}$$

For  $x \geq \theta_0$  or  $x_0 \geq 0$ , integrating separate regions for  $u$  we have

$$\begin{aligned} J_0 &= \int_{-\infty}^0 e^{a_0 u - a_\epsilon(x_0 - u)} du + \int_0^{x_0} e^{-a_0 u - a_\epsilon(x_0 - u)} du + \int_{x_0}^{\infty} e^{-a_0 u - a_\epsilon(u - x_0)} du \\ &= e^{-a_\epsilon x_0} \frac{1}{a_\epsilon + a_0} + e^{-a_\epsilon x_0} \frac{e^{(a_\epsilon - a_0)x_0} - 1}{a_\epsilon - a_0} + \frac{e^{-a_0 x_0}}{a_\epsilon + a_0} \\ &= \frac{2}{a_\epsilon^2 - a_0^2} (a_\epsilon e^{-a_0 x_0} - a_0 e^{-a_\epsilon x_0}) \end{aligned}$$

$$\begin{aligned}
J_1 &= \int_{-\infty}^0 u e^{a_0 u - a_\epsilon(x_0 - u)} du + \int_0^{x_0} u e^{-a_0 u - a_\epsilon(x_0 - u)} du + \int_{x_0}^{\infty} u e^{-a_0 u - a_\epsilon(u - x_0)} du \\
&= e^{-a_\epsilon x_0} \frac{-1}{(a_\epsilon + a_0)^2} + e^{-a_\epsilon x_0} \frac{e^{(a_\epsilon - a_0)x_0} (1 - (a_\epsilon - a_0)x_0) - 1}{(a_\epsilon - a_0)^2} + \frac{e^{-a_0 x_0} (1 + (a_\epsilon + a_0)x_0)}{(a_\epsilon + a_0)^2} \\
&= \frac{2a_\epsilon}{(a_\epsilon^2 - a_0^2)^2} ([x_0(a_\epsilon^2 - a_0^2) - 2a_0]e^{-a_0 x_0} + 2a_0 e^{-a_\epsilon x_0})
\end{aligned}$$

Then we have

$$\begin{aligned}
\theta_1 &= \theta_0 + \frac{J_1}{J_0} \\
&= \theta_0 + \frac{a_\epsilon}{a_\epsilon e^{(a_\epsilon - a_0)x_0} - a_0} ((x_0 - x^*)e^{(a_\epsilon - a_0)x_0} + x^*)
\end{aligned}$$

where  $x^* = \frac{2a_0}{a_\epsilon^2 - a_0^2}$ .

For small signals, by Taylor expansion at  $x_0 = 0$  this approximates to

$$\theta_1 - \theta_0 \approx \omega(x - \theta_0)$$

which is the DeGroot model with  $\omega = \frac{\sigma_0}{\sigma_0 + \sigma_\epsilon}$ , similar to what we saw for the Cauchy prior and likelihood.

For large signals  $x_0 \gg 0$ , the behavior depends on the sign of  $\sigma_\epsilon - \sigma_0$ .

If  $\sigma_0 > \sigma_\epsilon$ , meaning the prior has greater uncertainty than the signal, then  $a_\epsilon - a_0 > 0$  we have

$$\begin{aligned}
\theta_1 &\approx \theta_0 + (x_0 - x^*) \\
&= x - x^*.
\end{aligned}$$

For  $x \leq \theta_0$  or  $x_0 \leq 0$ , odd symmetry of the shift function gives  $\theta_1 \approx x + x^*$ . This is overreaction with a fixed offset given by  $x^*$ .

If  $\sigma_0 < \sigma_\epsilon$ , meaning the prior has less uncertainty than the signal, then  $a_\epsilon - a_0 < 0$  we have

$$\begin{aligned}
\theta_1 - \theta_0 &\approx \left(\frac{a_\epsilon}{-a_0}\right)x^* \\
&= -\left(\frac{\sigma_0}{\sigma_\epsilon}\right)x^*.
\end{aligned}$$

For  $x \leq \theta_0$  or  $x_0 \leq 0$ , odd symmetry of the shift function gives  $\theta_1 - \theta_0 \approx \frac{\sigma_0}{\sigma_\epsilon}x^*$ . The shift has an upper limit. We refer to this as the bounded shift model.

**10.4.2. Gaussian Prior and Laplace Signal** The main integrals we need are

$$I_0 = \int_{-\infty}^{\infty} \exp\left(-\frac{(\theta - \theta_0)^2}{2\sigma_0^2}\right) \exp\left(-\frac{|x - \theta|}{\sigma_\epsilon}\right) d\theta$$

$$I_1 = \int_{-\infty}^{\infty} \theta \exp\left(-\frac{(\theta - \theta_0)^2}{2\sigma_0^2}\right) \exp\left(-\frac{|x - \theta|}{\sigma_\epsilon}\right) d\theta.$$

Define  $u = (\theta - \theta_0)/(\sqrt{2}\sigma_0)$ ,  $x_0 = (x - \theta_0)/(\sqrt{2}\sigma_0)$ ,  $a = \sqrt{2}\sigma_0/\sigma_\epsilon$ . We have the simpler integrals

$$J_0 = \int_{-\infty}^{\infty} \exp(-u^2) \exp(-a|x - u|) du$$

$$J_1 = \int_{-\infty}^{\infty} u \exp(-u^2) \exp(-a|x - u|) du$$

Then  $I_0$  and  $I_1$  reduce to

$$I_0 = J_0$$

$$I_1 = \theta_0 J_0 + \sigma_0 \sqrt{2} J_1.$$

First, we have

$$J_0 = \frac{\sqrt{\pi}e^{a^2/4}}{2} \left( e^{-ax_0} \operatorname{erfc}\left(\frac{a}{2} - x_0\right) + e^{ax_0} \operatorname{erfc}\left(\frac{a}{2} + x_0\right) \right)$$

$$J_1 = \frac{a\sqrt{\pi}e^{a^2/4}}{4} \left( e^{-ax_0} \operatorname{erfc}\left(\frac{a}{2} - x_0\right) - e^{ax_0} \operatorname{erfc}\left(\frac{a}{2} + x_0\right) \right)$$

Dividing, we get

$$\frac{J_1}{J_0} = \left(\frac{a}{2}\right) \frac{e^{-ax_0} \operatorname{erfc}\left(\frac{a}{2} - x_0\right) - e^{ax_0} \operatorname{erfc}\left(\frac{a}{2} + x_0\right)}{e^{-ax_0} \operatorname{erfc}\left(\frac{a}{2} - x_0\right) + e^{ax_0} \operatorname{erfc}\left(\frac{a}{2} + x_0\right)}$$

Then

$$\begin{aligned} \theta_1 &= \frac{I_1}{I_0} \\ &= \theta_0 + \sqrt{2}\sigma_0 \frac{J_1}{J_0} \\ &= \theta_0 + \left(\frac{\sigma_0^2}{\sigma_\epsilon}\right) \frac{e^{-ax_0} \operatorname{erfc}\left(\frac{a}{2} - x_0\right) - e^{ax_0} \operatorname{erfc}\left(\frac{a}{2} + x_0\right)}{e^{-ax_0} \operatorname{erfc}\left(\frac{a}{2} - x_0\right) + e^{ax_0} \operatorname{erfc}\left(\frac{a}{2} + x_0\right)} \end{aligned}$$

For a small signal  $x \approx \theta_0$ , we apply Taylor expansion at  $x_0 = 0$  and get

$$\begin{aligned} \theta_1 - \theta_0 &= \left(\frac{\sigma_0^2}{\sigma_\epsilon}\right) \left( \frac{2e^{-a^2/4}}{\sqrt{\pi} \operatorname{erfc}\left(\frac{a}{2}\right)} - a \right) x_0 + O(x_0^2) \\ &\approx \frac{a}{2} \left( \frac{2e^{-a^2/4}}{\sqrt{\pi} \operatorname{erfc}\left(\frac{a}{2}\right)} - a \right) (x - \theta_0), \end{aligned}$$

and hence the DeGroot coefficient

$$\omega = \frac{a}{2} \left( \frac{2}{\sqrt{\pi} \operatorname{erfcx}(\frac{a}{2})} - a \right).$$

For  $a \gg 1$  which corresponds to  $\sigma_0 \gg \sigma_\epsilon$ , we can use the following inverse factorial series expansion of the complementary error function that is valid for  $\operatorname{Re}(z^2) > 0$  and for large  $|z|$ :

$$\operatorname{erfc}(z) \approx \frac{e^{-z^2}}{z\sqrt{\pi}} \left( 1 - \frac{1}{2} \frac{1}{(z^2 + 1)} \right).$$

We have

$$\begin{aligned} \omega &\approx \frac{a}{2} \left( \frac{a}{1 - \frac{2}{a^2 + 4}} - a \right) \\ &= \frac{a^2}{a^2 + 4} \\ &= \frac{1}{1 + \frac{4}{a^2}} \\ &\approx 1 - \frac{4}{a^2}. \end{aligned}$$

For  $a \ll 1$  which corresponds to  $\sigma_0 \ll \sigma_\epsilon$ , we use the Taylor expansion such that for small  $z$ :

$$\operatorname{erfc}(z) \approx 1 - \frac{2}{\sqrt{\pi}} z.$$

We have

$$\begin{aligned} \omega &\approx \frac{a}{2} \left( \frac{2}{\sqrt{\pi} e^{a^2/4} (1 - a/\sqrt{\pi})} - a \right) \\ &\approx \frac{a}{2} \left( \frac{2}{\sqrt{\pi}} - a \right) \\ &\approx \frac{a}{\sqrt{\pi}}. \end{aligned}$$

For a large signal  $x \gg \theta_0$  we have  $x_0 \gg 0$ . We use the following fact

$$\begin{aligned} \operatorname{erfc}(-x) &= 1 - \operatorname{erf}(-x) \\ &= 1 + \operatorname{erf}(x) \\ &= 2 - \operatorname{erfc}(x) \end{aligned}$$

and the asymptotic expansion of  $\text{erfc}$  for large  $x$

$$\text{erfc}(x) \approx \frac{e^{-x^2}}{x\sqrt{\pi}}.$$

Then we have

$$\begin{aligned} \theta_1 - \theta_0 &= \left(\frac{\sigma_0^2}{\sigma_\epsilon}\right) \frac{e^{-ax_0}(2 - \text{erfc}(x_0 - \frac{a}{2})) - e^{ax_0}\text{erfc}(x_0 + \frac{a}{2})}{e^{-ax_0}(2 - \text{erfc}(x_0 - \frac{a}{2})) + e^{ax_0}\text{erfc}(x_0 + \frac{a}{2})} \\ &= \left(\frac{\sigma_0^2}{\sigma_\epsilon}\right) \frac{2 - \text{erfc}(x_0 - \frac{a}{2}) - e^{2ax_0}\text{erfc}(x_0 + \frac{a}{2})}{2 - \text{erfc}(x_0 - \frac{a}{2}) + e^{2ax_0}\text{erfc}(x_0 + \frac{a}{2})} \\ &\approx \left(\frac{\sigma_0^2}{\sigma_\epsilon}\right) \frac{2 - \frac{e^{-ax_0-x_0^2}}{x_0\sqrt{\pi}} - \frac{e^{ax_0-x_0^2}}{x_0\sqrt{\pi}}}{2 - \frac{e^{-ax_0-x_0^2}}{x_0\sqrt{\pi}} + \frac{e^{ax_0-x_0^2}}{x_0\sqrt{\pi}}} \\ &\approx \frac{\sigma_0^2}{\sigma_\epsilon} \end{aligned}$$

as  $e^{-x_0^2}$  decays faster than the growth of  $e^{ax_0}$  for large  $x_0$ . For  $x \leq \theta_0$  and with  $|x| \gg \theta_0$ , odd symmetry of the shift function gives the asymptotic shift  $\theta_1 - \theta_0 \approx -\frac{\sigma_0^2}{\sigma_\epsilon}$ .

We see that this asymptotic shift has a constant magnitude of  $\frac{\sigma_0^2}{\sigma_\epsilon}$ . We refer to this as the bounded shift model.