

# Automata Learning – Expect Delays!\*

Gabriel Dengler , Sven Apel , and Holger Hermanns 

Saarland University, Saarland Informatics Campus, Saarbrücken, Germany

**Abstract.** This paper studies active automata learning (AAL) in the presence of stochastic delays. We consider Mealy machines that have stochastic delays associated with each transition and explore how the learner can efficiently arrive at faithful estimates of those machines, the precision of which crucially relies on repetitive sampling of transition delays. While it is possible to naïvely integrate the delay sampling into AAL algorithms such as  $L^*$ , this leads to considerable oversampling near the root of the state space. We address this problem by separating conceptually the learning of behavior and delays such that the learner uses the information gained while learning the logical behavior to arrive at efficient input sequences for collecting the needed delay samples. We put emphasis on treating cases in which identical input/output behaviors might stem from distinct delay characteristics. Finally, we provide empirical evidence that our method outperforms the naïve baseline across a wide range of benchmarks and investigate its applicability in a realistic setting by studying the join order in a relational database.

## 1 Introduction

The goal of active automata learning (AAL) is to infer the behavioral structure of a system under learning (SUL) by executing actions upon the SUL and observing its resulting behavior [69,70]. This technique is the basis for inferring formal models of possibly large and complex systems for the sake of further analysis [52,62,66,81]. Besides the logical behavior of a system, an important aspect in real-world systems is their real-time behavior, which often comes with stochastic imprecisions due to communication delays or internal computation steps consuming time. Learning the timing behavior can become very relevant, for instance to detect bottlenecks in the implementation or to adjust to observed system performance. One of the prominent past applications of AAL is related to finding critical bugs in protocol implementations [30]. Since these implementations first and foremost are meant to provide high performance communication services, it seems natural to consider information about the delay characteristics of the various steps as additional valuable information to discover fast and slow

---

\* This work was partially funded by DFG grant 389792660 as part of TRR 248 CPEC, the European Union (EU) under the INTERREG North Sea project STORM\_SAFE of the European Regional Development Fund, and the EU's Horizon 2020 research and innovation programme under Marie Skłodowska-Curie grant agreement 101008233 (MISSION).

steps of the system and how these could be accounted for. These delay characteristics usually need to be considered as being stochastic in nature and are representable as manifestations of continuous-time probability distributions.

There is a plethora of basic model families that come to mind as target models [31] for AAL in such a setting, including timed automata [1,21], probabilistic automata [64,71] including Markov decision processes, Markov automata [22,27], and stochastic (timed) automata [10,20]. Indeed, inspiring research work on AAL has been undertaken in many facets for timed automata [2–4,13,15,33,40,43,75,80,82] as well as Markov decision processes (MDPs) [6,8,55,72,73]. However, to the best of our knowledge, automata models that provide explicit support for stochastic delays have not been put into the AAL research focus. At the same time, these appear as natural candidates in scenarios where the delays of activities follow continuous probability distributions over time. These can be represented directly within stochastic (timed) automata or approximated as precisely as needed within Markov automata via phase-type fitting [7].

This paper aims at exploring this topic from ground up. For this purpose, we start with the goal of performing black-box learning of a deterministic Mealy machine (MM) while collecting the time needed to traverse transitions alongside learning. While we assume determinism for the state space, the timing behavior is assumed to follow continuous probability distributions. This makes it necessary to traverse each transition multiple times to obtain statistically sound estimations. We will argue that it is theoretically justified and algorithmically beneficial to work with a global constant  $k$  of necessary transition traversals per transition to be considered. Furthermore, we consider it natural (albeit challenging) that the teacher has full knowledge of the time-abstract behavior, but that the time dependencies are entirely outside their knowledge, and thus the ground truth needs to (and can only) be inferred approximately through observations.

*Related work.* For models that exhibit probabilistic decisions associated to actions, e.g., MDPs or probabilistic MMs, it is—as in our scenario—essential that each input query will be asked multiple times to get statistically robust estimates of the SUL’s behavior. Concepts from the literature that adapt  $L^*$  for probabilistic models either introduce queries that return the sampled results as an observation tree [55] or equip the teacher with the ability to sample the SUL and thereby obtain estimations of the transition probabilities to be used by the learner [73]. Thereby, the learner needs to reset the system frequently, which leads to considerable oversampling near the root, whereas other parts of the system are covered to a much lesser extent. Instead of actively learning the MDP, there is also the possibility to adapt passive learning approaches like ALERGIA [16] to a probabilistic setting [48]. However, experiments demonstrate an overall better performance for active learning approaches [73].

In a timed setting, delays induced by transitions are often modeled using clocks or timers in automata or MMs: This can be explicitly achieved by splitting transitions into two consecutive transitions [40,57], where time is spent in the intermediate state, i.e., by waiting for the expiration of a delay timer. While these models are (distributions aside) more general than the MM structure considered

in this paper, their use in AAL research comes with other side constraints that hamper application in the real-world settings we focus on: They predominantly consider deterministic behavior for each clock/timer and sometimes assume the existence of a smart teacher [75,82] that can explicitly answer more complex queries or provide hints to the learner. We do not assume the existence of any of these helpful features. In the literature, there are also some suggestions to learn stochastic timed models passively [50,51,65], then resorting to state merging as in ALERGIA [16]. These approaches do not incorporate efficient input sequences to ensure a uniform coverage of the state space and provide no guarantees regarding the inferred logical structure.

*Contributions.* To the best of our knowledge, this paper is the first to establish a formal framework for the active learning of automata with stochastic delays. It starts off by extending the concept of standard MMs (Sec. 2) and introduces Mealy delay machines (MDMs) (Sec. 3) that describe the probabilistic behavior of transitions delays with continuous probability distributions. We first consider models where the learned logical structure (an MM) is the one underlying the MDM (Sec. 4). We then turn to the more intricate situation where certain sequences through the learned MM come with distinct delay characteristics albeit being indistinguishable from the perspective of the logical structure in isolation (Sec. 5). Our theoretical findings are supported by a prototypical implementation, which we empirically evaluate on publicly available benchmark models (Sec. 6) and on a database application inspired by real-world contexts (Sec. 7).

## 2 Preliminaries

We recall relevant notions regarding MMs and AAL, and also discuss some basics of continuous probability distributions and their estimation.

**Mealy machines.** An MM  $\mathcal{M}$  is a 6-tuple  $(S, I, O, s_0, \delta, \lambda)$ , in which  $S$  is a finite set of states,  $I$  the inputs,  $O$  the outputs,  $s_0 \in S$  the initial state,  $\delta : S \times I \rightarrow S$  the transition function, and  $\lambda : S \times I \rightarrow O$  the output function.

We denote with  $|\mathcal{M}|$  the number of states of  $\mathcal{M}$ . A state  $s \in S$  is a *sink* iff for all  $i \in I$ ,  $\delta(s, i) = s$ . As usual, transition and output functions are extended to input words of length  $n$  by the functions  $\delta : S \times I^n \rightarrow S$  and  $\lambda : S \times I^n \rightarrow O^n$ . We use  $w_j$  to identify the  $j$ -th character of the word  $w \in I^*$ . We use  $\delta(w)$  and  $\lambda(w)$  to refer to  $\delta(s_0, w)$ , respectively  $\lambda(s_0, w)$ . As common in the AAL context, we silently assume that all states in  $S$  can be reached from  $s_0$  by some word in  $I^*$ . Furthermore, we can characterize the equivalence behavior of an MM in terms of the inputs/outputs (I/O) of its states as follows.

**Definition 1.** *If given a set of input sequences  $W \subset I^*$  from an MM  $\mathcal{M} = (S, I, O, s_0, \delta, \lambda)$ , we say that two states  $s$  and  $t$  from  $S$  are  $W$ -equivalent, denoted  $s \equiv^w t$ , iff  $\lambda(s, w) = \lambda(t, w)$  for all  $w \in W$ .*

*They are I/O-equivalent, denoted  $s \sim_{IO} t$ , iff  $s \equiv^{I^*} t$ .*

The induced relation  $\sim_{IO} \subseteq S \times S$  is indeed an equivalence relation on the states of  $\mathcal{M}$ . It can be lifted to an equivalence relation on MMs: Two MMs

are equivalent if their initial states are equivalent in an MM spanned by their disjoint union (whatever state is fixed as initial state in that MM).

Since we are dealing with deterministic structures, an alternative way of characterizing I/O-equivalence of two MMs harvests the notion of *bisimulation* [60].

**Definition 2.** *Two MMs over the same input set  $I$ ,  $\mathcal{M} = (S, I, O, s_0, \delta, \lambda)$  and  $\mathcal{M}' = (S', I, O, s'_0, \delta', \lambda')$ , are said to be bisimilar, denoted  $\mathcal{M} \approx_{\text{IO}} \mathcal{M}'$ , iff there is a relation  $R \subseteq S \times S'$  (named bisimulation relation) such that  $s_0 R s'_0$ , and for each pair  $(s, s') \in S \times S'$ ,  $s R s'$  implies for all inputs  $i \in I$  that  $\lambda(s, i) = \lambda'(s', i)$  (I/O equality), and  $\delta(s, i) R \delta'(s', i)$  (state transition correspondence).*

**Lemma 1.** *Two MMs are I/O-equivalent if and only if they are bisimilar.*

An MM  $\mathcal{M}$  is called minimal, iff no MM bisimilar to  $\mathcal{M}$  is of smaller size, i.e.,  $|\mathcal{M}| \leq |\mathcal{M}'|$  holds for any bisimilar  $\mathcal{M}'$ .

The minimal MM is unique up to permutation of states.

**Active automata learning.** The goal of AAL is to infer the structure of an SUL, in our case an MM  $\mathcal{S} = (S, I, O, s_0, \delta_{\mathcal{S}}, \lambda_{\mathcal{S}})$ , by using output queries (OQs) and equivalence queries (EQs). An OQ for an input word  $w$  returns the output word  $\lambda_{\mathcal{S}}(w)$ . An EQ checks whether a hypothesis MM  $\mathcal{H} = (H, I, O, h_0, \delta_{\mathcal{H}}, \lambda_{\mathcal{H}})$  is bisimilar to  $\mathcal{S}$ , and, if not, returns a *counterexample*  $w$  so that  $\lambda_{\mathcal{S}}(w) \neq \lambda_{\mathcal{H}}(w)$ .

*Data structure.* In  $L^*$ -based algorithms [5], the learner maintains as data structure a set of access words  $Q \subseteq I^*$  to reach each state in  $H$  of the current hypothesis  $\mathcal{H}$  and a set of test words  $T \subseteq I^*$  to distinguish each state, also called the test set. More precisely,  $Q$  and  $T$  have to satisfy the following properties:

- *Separability:* No two distinct states in  $\{\delta_{\mathcal{S}}(w) \mid w \in Q\}$  are  $T$ -equivalent.
- *Closedness:* For every  $q \in Q$  and  $i \in I$ , there is some  $q' \in Q$  such that  $\delta_{\mathcal{S}}(qi) \equiv^T \delta_{\mathcal{S}}(q')$ .

To make statements about these properties efficiently, the learner saves the outputs of  $\lambda_{\mathcal{S}}(w)$  for the words  $w \in (Q \cup \{qi \mid q \in Q, i \in I\}) \times T$ . By construction, the sets  $Q$  and  $T$  stay separable during  $L^*$ , but the closedness property has to be retained by extending the set  $Q$  with the state accessible by  $qi$  if no suitable counterpart  $q'$  exists in  $Q$  already. Once both separability and closedness are achieved, an EQ is issued to the teacher, leading either to the confirmation of the hypothesis  $\mathcal{H}$  or an extension of the sets  $Q$  and  $T$ .

*Equivalence oracles.* In practice, the teacher is often unable to answer EQs by a so-called *perfect* equivalence oracle (EO). Instead, the teacher usually resorts to some *test suite* that executes a set of test words and either finds a counterexample and otherwise assumes the system's equivalence.

Under reasonable assumptions on the SUL, it is possible to construct a test suite to prove that, after successfully executing all test inputs, the learned system must be equivalent to the SUL. A prominent method to construct such a test suite practically is the  $W$ -method [17,79] which assumes a maximum number  $e$  of extra states. However, its complexity grows exponentially with the selection of  $e$ .

Therefore, practitioners often make additional real-world motivated assumptions on the SUL (e.g., some inputs always leading to a sink, multiple global phases like login or logout, sets of inputs used together, working with a known bug-free model, etc.) to reduce the size of the test suite [44,78]. Alternatively, one can also resort to randomized EOs, but they do only offer probabilistic guarantees (we refer the reader to [53,54] for an overview).

**Continuous probability distributions.** A continuous cumulative distribution function (CDF)  $F$  with non-negative support describes the probability that the random variable (RV)  $X$  with support  $\mathbb{R}_0^+$  is smaller than  $x$ , i.e.,  $F(x) = \Pr(X \leq x)$ . The set of all corresponding CDFs is denoted as  $\mathcal{F}_0^+$ .

*Approximating CDFs from samples.* We will later be interested in reconstructing an approximand  $\hat{F}$  from its samples  $X_1, \dots, X_k$ . The most direct approximand is the empirical CDF  $\hat{F}_k(x) = \frac{1}{k} \sum_{i=1}^k \mathbf{1}_{X_i \leq x}$  ( $\mathbf{1}_A$  is the indicator of event  $A$ ), which counts for each value  $x$  the percentage of observed samples smaller than or equal to  $x$ . As this representation is usually unhandy, researchers have developed methods working with simpler representations instead. A common approach is to assume a distribution class, e.g., exponential distributions (for which it is enough to compute the mean of the data points), or the more general class of phase-type distributions. For deriving the best-fitting phase-type distribution given the data points, an abundant number of sophisticated phase-type fitting (or moment-matching) algorithms exist in the literature [7,12,14,28,35–37,39,41,59,74,76].

*Accuracy of approximands.* All approximation methods come with their accuracy analysis that invariably depends on the number of samples  $k$ . As the approach we present here is not bound to any specific approximation method, we review the question of approximation accuracy from the foundational perspective.

In full generality, the Dvoretzky–Kiefer–Wolfowitz (DKW) inequality [23, 49] provides the probability that a given maximum difference  $\varepsilon$  is overshoot:  $\Pr(\sup_{x \in \mathbb{R}_0^+} |\hat{F}_k(x) - F(x)| > \varepsilon) \leq 2e^{-2k\varepsilon^2}$ . If we are instead interested in bounding the approximation error of the distribution’s mean, we can resort to Chebyshev’s inequality [29] (adapted to the sample mean) when assuming a maximum variance or Hoeffding’s inequality [34] when assuming a lower and upper bound to find an appropriate  $k$  for an absolute error bound. Furthermore, in the special case of exponential distributions, we can directly determine the number of samples  $k$  needed to achieve a relative error bound (see Appendix C).

*Checking equality of distributions.* There are many established tests to decide whether two independent sets of samples are likely to come from the same distribution or not [47,63,68]. However, it is not guaranteed that such a test will retain the transitivity property, e.g. when it yields by sampling for three CDFs  $F_1, F_2, F_3$  that  $F_1 = F_2$  and  $F_2 = F_3$ , it may not yield  $F_1 = F_3$ . Therefore, researchers have adapted clustering approaches originally developed for multidimensional vectors like  $k$ -means [46] to histograms [58] and empirical CDFs [32].

### 3 Mealy Delay Machines

We now extend the definition of regular MMs by including for each transition a description of the stochastic delay behavior.<sup>1</sup> We consider the setting where every input triggers an unavoidable delay until the output arrives (in contrast to some timed models [15], where timers can be cancelled by other actions).

**Definition 3.** *An MDM is a 7-tuple  $\mathcal{D} = (S, I, O, s_0, \delta, \lambda, D)$ , where the first 6 components constitute an MM (called the underlying MM) and  $D : S \times I \rightarrow \mathcal{F}_0^+$  represents the probabilistic delay behavior of each transition as CDF.*

As before,  $D$  can be extended to inputs of length  $n$ , resulting in  $D : S \times I^n \rightarrow (\mathcal{F}_0^+)^n$ . Importantly, we make the assumption that the learner will not be able to see the entire CDF upon probing the function  $D(s, i)$ , but, in contrast to the interaction via  $\lambda(s, i)$ , sees only one sampled value from the CDF upon taking the transition. Formally, the semantic interpretation of an MDM is as follows. Any given input word  $w$  induces a probability space on timed output words given by a standard cylinder set construction [9,45], detailed in Appendix A.

We extend the notion of equivalence to the delay case in the obvious way:

**Definition 4.** *If given a set of input sequences  $W \subset I^*$  from an MDM  $\mathcal{D} = (S, I, O, s_0, \delta, \lambda, D)$ , we say that two states  $s$  and  $t$  from  $S$  are  $W$ -equivalent, denoted  $s \sim^W t$ , iff  $\lambda(s, w) = \lambda(t, w)$  and  $D(s, w) = D(t, w)$  for all  $w \in W$ .*

*They are delay-equivalent, denoted  $s \sim_{\text{IDO}} t$ , iff  $s \sim^{I^*} t$ ,*

Just as for  $\sim_{\text{IO}}$ , delay equivalence  $\sim_{\text{IDO}}$  can be lifted to an equivalence relation on MDMs. The size of an MDM  $|\mathcal{D}|$  and its minimality are defined as for MMs. Note that in the above definition we work with perfect equivalence of CDFs (because this is the foundational yardstick), but for the practical sampling context, we will work with sampled data points obtained from the CDFs at hand, and thereby need to resort to a test to check if two distributions are the same. This, in turn, will need to work on approximands obtained from the data points (see Sec. 2).

*Problem statement.* So, we are facing the situation that every transition should be visited sufficiently often to obtain statistically sound estimates of the delay distributions on each transition. As discussed above, the number  $k$  of samples to collect is the decisive parameter governing the accuracy of the approximands obtained. In absence of any other information regarding the concrete SUL, we consider it natural to fix this  $k$  as a constant across the entire structure to learn. With this, we can specify the paper’s challenge as follows:

We are given an MDM  $\mathcal{D} = (S, I, O, s_0, \delta, \lambda, D)$ . To interact with  $\mathcal{D}$ , we can, for any  $w \in I^*$ , get the outputs from  $\lambda(w)$  and one sample from each distribution  $D(\delta(w_1 \dots w_{j-1}), w_j)$  for each  $j \in \{1, \dots, |w|\}$ . Additionally, we have an EO for the underlying MM  $\mathcal{M}$ . We want to learn the structure

<sup>1</sup> In this model, time advances while taking transitions, but it is easily converted into one where time advances in states (at the price of adding intermediate states).

of  $\mathcal{D}$  and find approximands of the CDFs of transitions according to  $D$  by visiting each transition  $\langle s, i \rangle \in S \times I$  at least  $k \in \mathbb{N}$  times.

This is the central problem we are aiming to solve. The methods we develop will equally work in settings where individual  $k$  are needed for some substructures.

Since two states might be equivalent according to  $\sim_{\text{IO}}$ , but not when considering delays in  $\sim_{\text{IDO}}$ , a peculiar observation when studying delays in an MM is:

**Corollary 1.** *The MM underlying a minimal MDM is not necessarily minimal.*

Though not necessarily a realistic phenomenon, a minimal MDM can in principle be to any order more complex than its corresponding minimal MM. In practical scenarios, it is assumable that either (i) the structure of the MDM indeed is equivalent to the structure of the underlying minimal MM or (ii) some deviation from the minimal MM is plausible, but only up to a certain degree. Sec. 4 and Sec. 5 will cover each case separately.

## 4 Methodology for Minimal Mealy Machine

As a first challenge, we assume that for an SUL MDM  $\mathcal{D}$  its underlying MM  $\mathcal{M}$  is indeed of minimal size. Thus, we only have to ensure that every transition is traversed at least  $k$  times.

### 4.1 Sampling Alongside Active Automata Learning

A straightforward approach is to repeat the sampling of any input word  $w \in Q \cup \{qi \mid q \in Q, i \in I\}$  (see Sec. 2)  $k$  times and to store the resulting delay values, e.g., in an observation tree. This is very close in spirit to what is applied in the learning of probabilistic models such as MDPs [55]. Counterexamples can be handled as usual in  $L^*$ , although newly discovered test words only need to be traversed once as their delay behavior is not of interest. Additionally, we can incorporate a cache to ensure that further executions of an input word  $w$  are suppressed once the transitions of  $w$  have been sampled often enough.

Although this method can correctly infer the structure of the MDM  $\mathcal{D}$ , it has the fundamental problem that a high number of resets is needed, thereby causing many transitions to be traversed an excessive number of times. This problem also exists for learning regular MMs. Nonetheless, it is worsened here as each transition needs to be covered multiple times.

### 4.2 Efficient Coverage of Learned Mealy Machine

To address this problem, we separate the process of inferring the I/O behavior from that of sampling the delays. We start by learning the underlying minimal MM  $\mathcal{M}'$  underlying  $\mathcal{D}$  by some conventional AAL algorithms, e.g.,  $L^*$ . While

learning, we can already keep track of delay samples, yet without making any conceptual changes to the algorithmic procedure of the learning algorithm.

After that, we can assume that each transition  $\langle s, i \rangle \in S \times I$  of  $\mathcal{D}$  has already been traversed some  $K(s, i) \in \mathbb{N}_0$  times while inferring the minimal MM  $\mathcal{M}'$ , and we thus know that it needs no more than further  $K'(s, i) = \max(0, k - K(s, i))$  visits. With this, we will construct a sequence of input actions to cover every transition in  $\mathcal{D}$  sufficiently often, with minimum total cost.

Concretely, the resulting problem can be reduced to the directed Rural Postman Problem (RPP) [26,61] with multiple edges, a variant of the Chinese Postman Problem (CPP) [24]. The goal is to find a circuit of minimal cost when some edges need to be traversed a specific number often, while other edges can be used or omitted. As we can reset the SUL at any point, we need to incorporate edges from any state to the root state in the graph. Precisely, we resort to a directed multigraph  $G = (V, E, m)$ , where  $V = S$  and the edges  $E$  as well as their multiplicity  $m$  are defined as:

$$E = \{\langle s, \delta(s, i) \rangle \mid \forall s \in S, \forall i \in I\} \cup \{\langle s, s_0 \rangle \mid \forall s \in S, s \neq s_0\}$$

$$m(\langle s, t \rangle) = \sum_{\forall i \in I, \delta(s, i) = t} K'(s, i) \quad \forall \langle s, t \rangle \in E$$

Mandatory edges are those where  $m(\langle s, t \rangle) \neq 0$ . If  $G$  is strongly connected and for each node the number of incoming edges (including its multiplicity) is equal to the number of outgoing edges, we can construct an Eulerian circuit [11] in linear time [24] and obtain the optimal strategy to cover all edges as needed. Since these conditions usually do not apply to  $G$ , we instead will have to traverse some edges from  $E$  more often than strictly required. Unfortunately, this problem is known to be NP-complete in the general case [26,61].<sup>2</sup> However, when  $G$  restricted to mandatory edges forms a weakly connected component (which happens frequently if the minimum number of transition visits  $k$  is large), we can compute the additional required edges with minimal cost as follows:

- For each node  $s$ , we calculate the difference of the number between outgoing and incoming edges:  $d(s) = \sum_{t \in S, \langle s, t \rangle \in E} m(\langle s, t \rangle) - \sum_{t \in S, \langle t, s \rangle \in E} m(\langle t, s \rangle)$
- After that, we solve the min-cost flow problem [19,42] on the graph induced by the node flow differences as specified in  $d(s)$ . The solver increases the multiplicity of each edge in  $G$  such that  $d(s)$  becomes zero for each node  $s$  and we obtain minimal costs: For each edge, we can specify how expensive an additional traversal of this edge will be. In our experiments, we assume a constant cost of 1, but also context-specific costs are readily supported.

In the general case, when the subgraph of  $G$  spanned by mandatory edges is not weakly connected, it can happen that  $G$  including the edges needed for

---

<sup>2</sup> We do not know whether the RPP limited to the case-specific graphs  $G$  we construct is NP-complete, also considering the expansion of the minimal MM  $\mathcal{M}'$  in Sec. 5.2. The constructed multigraph  $G$  is not fully general, because of the multiplicity of the edges and the structure itself being dependent on the previously learned graph and the expanded MM.



additional traversals does not form a strongly connected component. Then, no Eulerian circuit can be found even if the number of incoming and outgoing edge multiplicities at each node were equal. In this case, our implementation resorts to the following: We compute the minimum spanning arborescence of minimum weight when using weight zero for edges that need to be covered and weight one elsewhere [18,25], resulting in a weakly-connected graph.

## 5 Expansion and State Separation

In this section, we study the case that the MDM  $\mathcal{D}$  has a more complex structure than its underlying minimal MM  $\mathcal{M}'$ . Here, the separation of states is crucial not only to detect different delays for the same logical behavior based on the transition history, but also essential to obtain faithful estimates of distributions.

A general solution to this problem can become costly very rapidly, in case the structure of the MDM  $\mathcal{D}$  differs significantly from the minimal MM  $\mathcal{M}'$  or when delay distributions only differ slightly. Therefore, we first focus on practically motivated cases for which we harvest concepts from Sec. 4 to handle them efficiently. Later on, we will show that our methods do generalize beyond these cases and can indeed solve the general setting. We will discuss this as a corollary of the specific findings detailed below (Theorem 3).

*The useful case.* To make the analysis approachable, we propose restrictions on what the delay behavior induces compared to the I/O behavior alone. The first one states that self-loops in the underlying minimal MM indicate that no changes to the system are made. This prevents transitions between distinct states of  $\mathcal{D}$  that have the same I/O behavior, which is why we use the term *stutter-free*:

**Definition 5.** An MDM  $\mathcal{D} = (S, I, O, s_0, \delta, \lambda, D)$  is called *stutter-free* iff for any state  $s \in S$  and input  $i \in I$  with  $\delta(s, i) \sim_{\text{IO}} s$ , it holds that  $\delta(s, i) = s$ .

The second restriction requires that two states which are equivalent regarding the I/O behavior also show the same delay behavior at the latest after  $d$  steps:

**Definition 6.** An MDM  $\mathcal{D} = (S, I, O, s_0, \delta, \lambda, D)$  is *d-step confluent* iff for all states  $s_1, s_2 \in S$  with  $s_1 \sim_{\text{IO}} s_2$  and all words  $w \in I^{\geq d}$  such that  $\delta(s_1, w)$  as well as  $\delta(s_2, w)$  do not include a self-loop, it holds  $\delta(s_1, w) = \delta(s_2, w)$ .

*Example 1.* Consider the minimal MM  $\mathcal{M}'$  illustrated in Fig. 1 with inputs  $a$  and  $b$ . Fig. 2 shows three bisimilar MM expansions of  $\mathcal{M}'$ .  $\mathcal{M}_1$  is an expansion satisfying the *2-step confluence* criterion as it is indeed guaranteed that from every pair of I/O equivalent states (e.g.,  $s_{20}$  and  $s_{21}$ ) the same state  $s_1$  will be reached after at most  $d = 2$  steps. This does not apply to the other two examples, as in both cases from  $s_{00}$  and  $s_{01}$  the same node will never be reached when repeatedly applying the input sequence  $aaa$ .

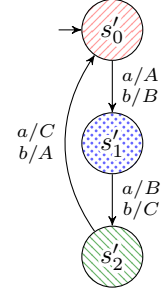
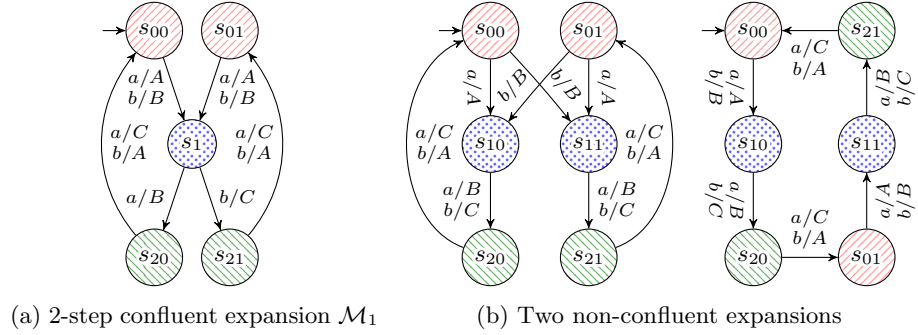


Fig. 1: Minimal MM  $\mathcal{M}'$

Fig. 2: Confluent and non-confluent expansions of  $\mathcal{M}'$ 

We might impose additional constraints to further reduce the number of possible expansions. An instrumental constraint in this regard stipulates that the root state of the minimal MM has not been expanded:

**Definition 7.** An MDM  $\mathcal{D} = (S, I, O, s_0, \delta, \lambda, D)$  has a unique root iff there is no state  $s \in Q$  different from  $s_0$  such that  $s_0 \sim_{IO} s$ .

Another constraint disallows variations regarding delay behaviors across sink nodes, echoing that in a sink node the future behavior is considered not of interest any longer, something which we will assume across all empirical studies:

**Definition 8.** We denote an MDM  $\mathcal{D} = (S, I, O, s_0, \delta, \lambda, D)$  as sink delay-ignorant iff for each state  $s \in S$ , where  $\delta(s, i) \sim_{IO} s$  for each input  $i \in I$ , it holds  $\delta(s, i) = s$ .

### 5.1 Sampling-Based $L^*$ Learning

As a starting point, we modify the classical  $L^*$  algorithm such that it additionally separates states based on their delay behavior according to the  $d$ -step confluence criterion. In this criterion, we know that any two I/O-equivalent states exhibit distinguishable delay behavior for  $d$  steps at most. This behavior can be tested by test words with a maximum length of  $d$ . Thus, the easiest way to integrate the state separation into  $L^*$  is by initializing the test set  $T$  by all non-empty words  $I^{\leq d}$  and sampling all queries  $(Q \cup \{qi \mid q \in Q, i \in I\}) \times T$   $k$  times. Otherwise, we can continue the general learning procedure of  $L^*$  as usual by adding any test word longer than  $d$  that arises by a counterexample (where, however, each newly added test word only needs to be queried once).

Obviously, the size of the test set  $T$  now has an exponential size regarding the parameter  $d$ , and one could argue that it is better to gradually increase  $T$  through counterexamples. However, we consider EQs to be unrealistic to pose regarding delay behavior. One possibility to implement an EO nonetheless would be by adapting the  $W$ -method [17,79] while repeating each query  $k$  times, but

the size of the test suite would still grow exponentially by the maximum number of additional states of the true SUL. In the context of  $d$ -step confluence, we thus would not gain significant advantages by offloading this part to the EO.

## 5.2 Efficient Coverage Based on Mealy Machine Expansion

We now present how to leverage the approach in Sec. 4.2 for a procedure addressing the more general case. We perform the following steps:

1. We start by inferring the underlying minimal MM  $\mathcal{M}'$  of the SUL by regular AAL algorithms, e.g.,  $L^*$ .
2. Based on the assumptions on the stutter-free  $d$ -step confluence of the SUL  $\mathcal{D}$ , we expand  $\mathcal{M}'$  into an MM  $\mathcal{M}^d$ , which we use to sample delays.
3. We collect sampling information for  $\mathcal{M}^d$  as described in Sec. 4.2, thereby arriving at  $\mathcal{D}^d$ .
4. Lastly, we check for delay equivalence of states in  $\mathcal{D}^d$  and merge those states that have statistically equivalent delay behavior to obtain  $\mathcal{D}'$ .

In the following, the second and fourth steps will be explained in detail.

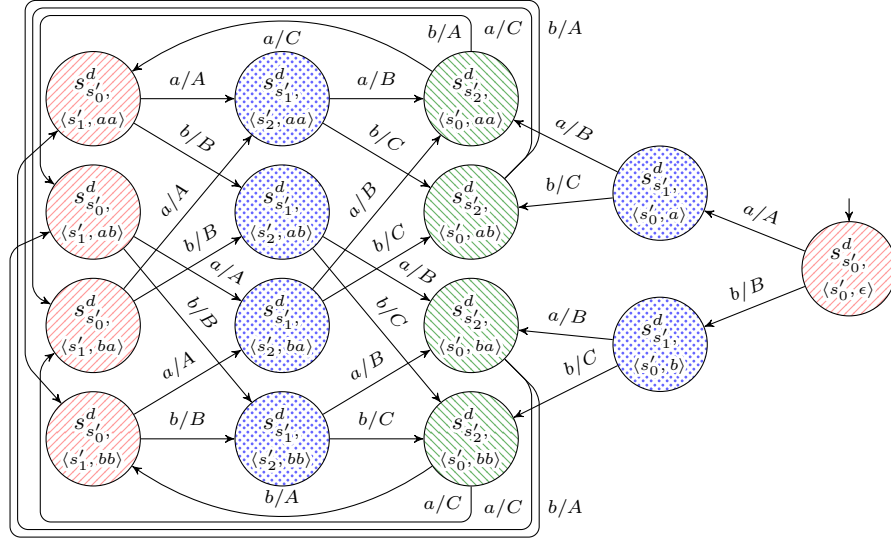
**Expansion of learned MM.** Based on the learned minimal MM  $\mathcal{M}'$ , we now create an expanded MM, which we use as basis to collect delay information, under the assumption that the SUL MDM  $\mathcal{D}$  satisfies the stutter-free  $d$ -step confluence criterion. We call this machine in the following  $\mathcal{M}^d$ . For the construction of  $\mathcal{M}^d$ , we need to ensure that, when two states in the actual system are different, this also needs to be the case for  $\mathcal{M}^d$ . We call this property *injective bisimilarity*:

**Definition 9.** We say that MM  $\mathcal{M} = (S, I, O, s_0, \delta, \lambda)$  is *injective bisimilar* to MM  $\mathcal{M}' = (S', I, O, s'_0, \delta', \lambda')$  iff there exists a bisimulation relation between  $S$  and  $S'$  that is *injective*.

Under the assumption that every conceivable SUL  $\mathcal{D}$  satisfies the criterion of Def. 5 and Def. 6, we can construct an MM  $\mathcal{M}^d$  from the learned minimal MM  $\mathcal{M}' = (S', I, O, s'_0, \delta', \lambda')$  as follows: For each state  $s' \in S'$ , we consider how  $s'$  could be reached from any other state in  $d$  steps, or from the root  $s'_0$  in less than  $d$  steps. More formally, we consider all pairs  $\langle p', w \rangle$  with states  $p' \in S'$  and loop-free input words  $w \in I^*$  such that  $\delta'(p', w) = s'$  with  $|w| = d$  or  $\delta'(s'_0, w) = s'$  with  $|w| < d$ . In this context, we say that a word  $w \in I^*$  starting from  $p \in S$  is *loop-free* iff  $w$  does not stutter on any self-loop, i.e.,  $\delta(p, w_1 \dots w_j) \sim_{IO} \delta(p, w_1 \dots w_{j+1})$  for each  $1 \leq j < |w|$ . For each pair  $\langle p', w \rangle$ , we create one state for the resulting MM  $\mathcal{M}^d$ , which we shall refer to as  $s_{s', \langle p', w \rangle}^d$ .

We add a transition triggered by input  $i \in I$  between the two states  $s_{s', \langle p', w \rangle}^d$  and  $t_{t', \langle r', l \rangle}^d$  if there is a transition triggered by  $i$  from  $s'$  to  $t'$  and both states are compatible regarding their transition history. This is the case when either  $\delta'(p', w_1) = r'$  and  $w_2 \dots w_{|w|} i = l$  (for  $|w| = d$ ) or  $p' = r' = s'_0$  and  $w i = l$  (for  $|w| < d$ ). For any self-loop  $\delta'(s', i) = s'$  in the minimal MM  $\mathcal{M}'$ , we also create a self-loop in  $\mathcal{M}^d$  with  $\delta^d(s_{s', \langle p', w \rangle}^d, i) = s_{s', \langle p', w \rangle}^d$ . We set the output to be equivalent to the minimal MM:  $\lambda^d(s_{s', \langle p', w \rangle}^d, i) = \lambda'(s', i)$ .

We can show that this construction of  $\mathcal{M}^d$  has the required properties:

Fig. 3: Expanded  $\mathcal{M}^d$  for minimal MM  $\mathcal{M}'$  from Fig. 1 for depth  $d = 2$ 

**Theorem 1.** *Let  $\mathcal{D}$  be a stutter-free  $d$ -step confluent MDM with underlying MM  $\mathcal{M}$ . Then  $\mathcal{M}$  is injective bisimilar to the MM  $\mathcal{M}^d$  constructed as proposed above from the minimal MM  $\mathcal{M}'$  of  $\mathcal{M}$ .*

*Example 2.* Let us recall the MM  $\mathcal{M}'$  from Example 1. The expanded MM  $\mathcal{M}^d$  for  $d = 2$  is presented in Fig. 3. As we have two different inputs and are tracking two steps back, we start by creating  $2 \cdot 2 = 4$  states for each state from the original automaton. In the end, we need to add three states to identify the correct state when starting from the root. It can be easily verified that the MM  $\mathcal{M}_1$  from Fig. 2a is injective bisimilar to  $\mathcal{M}^d$ . On the other hand, when only constructing  $\mathcal{M}^d$  for  $d = 1$ , the injective bisimulation property is no longer fulfilled for  $\mathcal{M}_1$ , as for identifying the state  $s_{00}$  and  $s_{01}$  by the transition history beginning with  $s_1$ , we need a horizon of at least two steps.

The resulting construction is linear in the size of the state space  $S'$  of the minimal MM  $\mathcal{M}'$  and exponential only in the selection of  $d$ :

**Theorem 2.**  $|\mathcal{M}^d| \in \mathcal{O}(|S'| \cdot |I|^d)$ .

Some further restrictions can easily be applied: When assuming a unique root state (Def. 7), the additional construction to identify the proper state after  $d$  steps can be omitted, and no state splitting is necessary. Similarly, when assuming a sink delay-ignorant MDM (Def. 8), no splitting of sink states is required.

*Selection of  $d$ .* In general, it is unknown how large the selected  $d$  should be, but this is a general problem across AAL (shared for instance with the  $W$ -method [17,79] where the maximum additional number of states  $e$  is notoriously

unknown). Furthermore, there are examples where no suitable  $d$  can be found at all, see Fig. 2b. In this case, the bisimulation relation between  $\mathcal{M}$  and  $\mathcal{M}^d$  is not injective, and for one state in  $\mathcal{M}^d$ , there can be multiple states corresponding to  $\mathcal{M}$ . Then, we would obtain an uncontrolled mixture of multiple CDFs (depending on how often we actually visit each corresponding transition in  $\mathcal{M}$ ). Nevertheless, increasing  $d$  never worsens the result, as a consequence of the following lemma:

**Lemma 2.** *For each  $d \in \mathbb{N}_0$ ,  $\mathcal{M}^d$  is injective bisimilar to  $\mathcal{M}^{d+1}$ .*

So, if two states from  $\mathcal{M}$  are correctly distinguished in  $\mathcal{M}^d$ , then also in  $\mathcal{M}^{d+1}$ .

*Other restrictions.* Note that the concept of injective bisimulations is not restricted to stutter-free  $d$ -step confluent MDMs. By essentially using the cross-product of the MMs, as long as the number of actual state structures given a minimal MM  $\mathcal{M}'$  is finite, a suitable MM  $\mathcal{M}^*$  can be constructed as follows:

**Theorem 3.** *Given pairwise bisimilar MMs  $\mathcal{M}_1, \dots, \mathcal{M}_n$ , one can find an MM  $\mathcal{M}^*$  with, at maximum,  $|\mathcal{M}_1| \cdot \dots \cdot |\mathcal{M}_n|$  states such that every  $\mathcal{M}_j$  with  $j \in \{1, \dots, n\}$  is injective bisimilar to  $\mathcal{M}^*$ .*

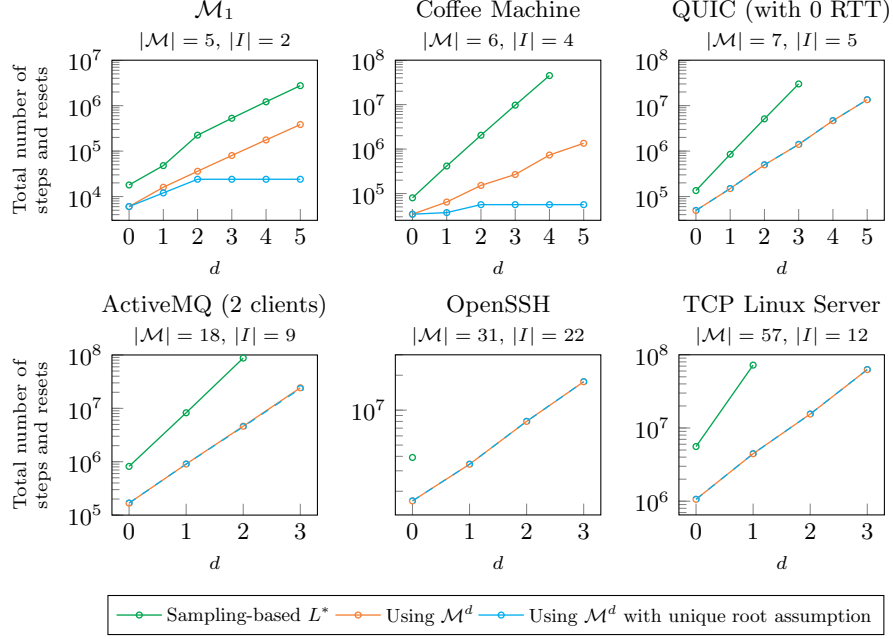
In particular, we can use this theorem on an enumeration of all MMs that are bisimilar to the learned minimal representation and at most as large as some given size  $b$ . However, the construction leads to a vast number of states in  $\mathcal{M}^*$ . Thus, the challenge for other restrictions as proposed in this paper lies in finding a reasonable balance between expressiveness and size of the expanded MM.

**State merging.** The merging step can be considered optional. It is meant to ensure the minimality of the resulting MDM. To perform the merging step, we need to check for each pair of states  $s$  and  $t$  if it holds  $s \sim_{\text{IDO}} t$ . If  $s \not\sim_{\text{IO}} t$ , it trivially also follows  $s \not\sim_{\text{IDO}} t$ . Otherwise, we have to resort to a test that checks if the delay distributions are equal [47,63,68] as discussed in Sec. 2. Should the transitivity property of  $\sim_{\text{IDO}}$  not be justifiable statistically, the following options arise:

- Decide not to merge two state clusters if two distributions in the merged cluster are not equal according to the test for distribution equality.
- Apply a clustering method [32,58] from Sec. 2.
- Acquire more samples<sup>3</sup> for disambiguation of selected transitions, and retry the merging procedure subsequently.

As the construction using the expanded MM determines the size of  $\mathcal{M}^d$ , the sampling effort is independent of the true SUL’s delay behavior. This also applies to an unstable (e.g., unreliably returning wrong outcomes) CDF equivalence test. On the other hand, an unstable test in sampling-based  $L^*$  learning can lead to a runtime explosion, when equal distributions are repeatedly reported as different.

<sup>3</sup> This takes up a remark from Sec. 3 that our method supports to work with different  $k$  for some sub-structures, here effectuated incrementally in another RPP construction.

Fig. 4: Number of total actions for different models and selections of  $d$ 

## 6 Empirical Evaluation

In this section, we evaluate the efficacy of both approaches, the baseline implementation based on the  $L^*$  algorithm (Sec. 4.1 and Sec. 5.1) as well as the improved method with additional collection of samples (Sec. 4.2 and Sec. 5.2). For the second approach, we also use  $L^*$  to learn the I/O behavior. Although we could have resorted to better-performing alternatives, e.g., TTT [38] or  $L^\#$  [77], the impact on the final runtime is negligible as the majority of steps are needed for the subsequent sampling of delays. Furthermore, we do not require that self-loops are sampled  $k$  times in the expanded MM, given the assumed stutter-freeness (see Def. 5). Both approaches were implemented on top of AALpy [54]. The research questions in focus of our benchmarking studies are the following:

- RQ1:** How is the performance of both approaches compared to each other?
- RQ2:** What is the impact of  $d$  in the  $d$ -step confluence criterion on the runtime?
- RQ3:** How does the alphabet size  $|I|$  influence the methods' scalability?
- RQ4:** What changes if making the assumption of a unique root (Def. 7)?

*Experimental setup.* We considered the MM  $\mathcal{M}_1$  from Fig. 2a together with cases from a publicly available test suite for MMs [56], a selection of which is presented here. Even though the MMs from [56] are minimal regarding their I/O behavior, they can be used to assess the impact of parameter  $d$ , corresponding

to an assumed need for state separation caused by the delay behavior. Ideally, the state merging step leads to a final merge back to the I/O minimal result. The delay of each transition is synthetic, based on exponential distributions with random rates. We assume two distributions to be different if the relative deviation of the sample mean is more than 20 percent and the absolute deviation is, at least, 0.01. Each transition has to be visited at least  $k = 1000$  times (for parameter selection see Appendix C). As the number of performed actions per experiment can grow large rapidly, executions exceeding  $10^8$  actions are aborted.

*Measurement data.* In Fig. 4, the results for a selection of experiments are depicted, showing the number of total steps and resets depending on the selection of the parameter  $d$ . While the upper row presents studies of small examples, the lower row covers larger real-world examples. All results from the test suite [56] can be found in Appendix D. (Although we include results for  $\mathcal{M}_1$  from Fig. 2a with values  $d < 2$  and assuming a unique root, it should be noted that the correct structure of  $\mathcal{M}_1$  can only be inferred by selecting  $d \geq 2$  and allowing for non-unique roots.)

*Evaluation.* **RQ1:** Across all cases, the sampling-based  $L^*$  is outperformed by the approach using the expanded MM  $\mathcal{M}^d$  by a large margin. Fig. 5 documents the unsurprising finding that for both methods the runtime grows linearly with  $k$  (once the effect of the initial  $L^*$  step fades out).

**RQ2:** For both methods, the number of actions needed increases mostly exponentially with increasing parameter  $d$ . However, the analysis still is feasible for larger values of  $d$  if using expansion  $\mathcal{M}^d$  for sample collection. Exceptions to the exponential growth are due to the size of  $\mathcal{M}^d$  no longer increasing for larger choices of  $d$ , rooted in acyclicity (see also the database example in Sec. 7).

**RQ3:** The size of the input alphabet can induce a massive performance hit for the sampling-based  $L^*$  approach, while the size of  $\mathcal{M}^d$  remains manageable, as exemplified in the OpenSSH example. The reason is that the former approach needs to maintain a test set for the non-empty words  $I^{\leq d}$  which increases significantly in size for a large  $|I|$ , whereas the expanded machine  $\mathcal{M}^d$  eradicates many combinations, e.g., by the stutter-free restriction (see Def. 5).

**RQ4:** The assumption of a unique root can lead to a vast reduction in the size of  $\mathcal{M}^d$ , especially in small, cyclic examples, as the transition history of a state becomes irrelevant as soon as the (by assumption unique) root is visited. In some larger examples, there is also a small size difference w.r.t.  $\mathcal{M}^d$  noticeable, for instance in the ActiveMQ example. However, in most cases, the presence or absence of the assumption has no impact on the number of steps needed.

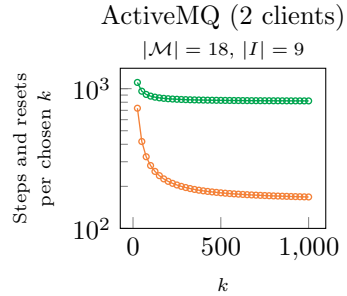


Fig. 5: Impact of  $k$  ( $d = 0$ )

## 7 Towards Practice: When the Order of Tasks Matters

For the benefit of full reproducibility and internal validity [67] and in line with the foundational nature of our contribution, the above empirical studies are fully synthetic. Nevertheless, to obtain a first view on ecological validity, we now complement them by reporting on experiments where real measured delays occur. Specifically, we consider a scenario where there is an intrinsic need for state separations, namely a situation where a system component may offer to perform some tasks but where the order of them being requested determines the overall time to completion, and where it is not clear a priori which orders are supported at all. So there is a need to learn the supported orders while studying the delays induced. Such situations arise in very many practical settings (e.g., in compiler technology, network management, information retrieval, or verification). For the purpose of a concrete setting, we work with a relational database, holding a set of tables of different sizes. For technical reasons, it is a priori unknown whether all such orders are supported.

*Experimental setup.* Experiments were carried out with PostgreSQL 10.23 on an AMD EPYC 72F3 8-Core CPU with 252 GB of RAM. The database holds four tables  $T_4$  to  $T_7$  with sizes ranging from  $10^4$  to  $10^7$ . The database is orchestrated by a Python wrapper that first collects the order of the joins to perform before finally committing the join order but discards some orders (those starting with  $T_4$  then  $T_5$  and those ending in  $T_5$  then  $T_7$ , all unknown to the learner upfront). We always join on the row index, so the joined result has the number of rows of the smaller table involved. To confirm that the logical structure alone has been inferred correctly, we apply the  $W$ -method [17,79] with  $e = 1$ . We again use  $k = 1000$  and the distribution equality test from Sec. 6.

*Results.* For increasing values of  $d$ , we report the average delays until the full completion of the transaction (more details of the distributions can be obtained, of course).

- For  $d = 0$ , the algorithm learns the MDM as to be expected, and reports that, regardless of the order of joins, the commit will be delayed with a mean duration of 191 ms. Note that this choice of  $d$  cannot distinguish the effect of different orders, and also does not induce any meaningful averaged mean of the actual delays of the different join orders (the result depending on how often a transition is taken in the true SUL).
- For  $d = 1$ , the last action is decisive for the delay observed until the commit. This delay ranges from a mean 47 ms observed when  $T_7$  is last, to 432 ms, observed when  $T_5$  is last.
- For  $d = 2$ , the delays observed essentially depend on the last two joins requested, ranging from 21 ms obtained if the order ends in  $T_7$  followed by  $T_6$ , to 442 ms obtained if the order ends in  $T_4$  followed by  $T_5$ .
- For  $d = 3$ , the delays observed stay unchanged from the  $d = 2$  case because the first binary join behaves the same with respect to the time it takes, regardless of the order of arguments. Still, the size of the final MDM  $\mathcal{M}^d$  can differ slightly due to stochastic uncertainties in the delay sampling.



- For  $d = 4$ , the results are as for  $d = 3$ , because the SUL is 3-step confluent.

We report the total runtime, the size of the expanded MM  $\mathcal{M}^d$ , and the size of the resulting minimal MDM  $\mathcal{D}'$  in Table 1. As one can see, increasing parameter  $d$  results in an increased runtime, in line with the findings reported in Sec. 6, together with a larger number of states, indicating that different delay behaviors caused by different join orders have been discovered successfully. A plateau is reached at  $d = 3$ , as the size of the MM  $\mathcal{M}^d$  does not change anymore.

Table 1: Experimental results for database join orders

$d$	0	1	2	3	4
Runtime in seconds	$\approx 192$	$\approx 943$	$\approx 1263$	$\approx 2469$	$\approx 2476$
$ \mathcal{M}^d $	18	33	49	58	58
$ \mathcal{D}' $	18	20	29	29	29

## 8 Conclusion

This paper has studied the active learning of Mealy machines with stochastic transition delays. To outperform the straightforward adaptation of standard AAL algorithms, we have proposed a combination of learning just the I/O structure with an efficient way to subsequently collect samples of transition delays. When facing I/O-equivalent behavior associated with distinct delay characteristics, we have focused on cases with confluent structures of bounded depth, while indicating that the theory behind the approach extends to other settings. The empirical results reported are very encouraging.

A notable dimension of future work will be to exploit the cost model underlying the RPP, for instance to discriminate between resets and transition traversals based on the true overhead a reset induces, and/or to incorporate the delay information already gathered, thereby achieving a reduction of the overall learning duration incurred in realistic settings.

**Acknowledgments.** We thank Tobias Dick from Saarland University for his assistance in conducting the database case study and the fruitful discussions.

**Data availability statement.** The artifact of this paper—a reproduction package for the experiments in Sec. 6 and Sec. 7—is available at DOI [10.6084/m9.figshare.29966641](https://doi.org/10.6084/m9.figshare.29966641). The source code is available on <https://dgit.cs.uni-saarland.de/gabriel.dengler/al-expect-delays>.

## References

1. Alur, R., Dill, D.L.: A theory of timed automata. Theor. Comput. Sci. **126**(2), 183–235 (1994). [https://doi.org/10.1016/0304-3975\(94\)90010-8](https://doi.org/10.1016/0304-3975(94)90010-8), [https://doi.org/10.1016/0304-3975\(94\)90010-8](https://doi.org/10.1016/0304-3975(94)90010-8)

2. An, J., Chen, M., Zhan, B., Zhan, N., Zhang, M.: Learning One-Clock Timed Automata. In: Biere, A., Parker, D. (eds.) *Tools and Algorithms for the Construction and Analysis of Systems*. pp. 444–462. Springer International Publishing, Cham (2020)
3. An, J., Wang, L., Zhan, B., Zhan, N., Zhang, M.: Learning real-time automata. *Science China Information Sciences* **64**(9), 192103 (Aug 2021). <https://doi.org/10.1007/s11432-019-2767-4>, <https://doi.org/10.1007/s11432-019-2767-4>
4. An, J., Zhan, B., Zhan, N., Zhang, M.: Learning nondeterministic real-time automata. *ACM Trans. Embed. Comput. Syst.* **20**(5s) (Sep 2021). <https://doi.org/10.1145/3477030>, <https://doi.org/10.1145/3477030>
5. Angluin, D.: Learning regular sets from queries and counterexamples. *Information and Computation* **75**(2), 87–106 (1987). [https://doi.org/https://doi.org/10.1016/0890-5401\(87\)90052-6](https://doi.org/https://doi.org/10.1016/0890-5401(87)90052-6), <https://www.sciencedirect.com/science/article/pii/0890540187900526>
6. Ashok, P., Kretínský, J., Weininger, M.: PAC Statistical Model Checking for Markov Decision Processes and Stochastic Games. In: Dillig, I., Tasiran, S. (eds.) *Computer Aided Verification - 31st International Conference, CAV 2019, New York City, NY, USA, July 15-18, 2019, Proceedings, Part I. Lecture Notes in Computer Science*, vol. 11561, pp. 497–519. Springer (2019). [https://doi.org/10.1007/978-3-030-25540-4\\_29](https://doi.org/10.1007/978-3-030-25540-4_29), [https://doi.org/10.1007/978-3-030-25540-4\\_29](https://doi.org/10.1007/978-3-030-25540-4_29)
7. Asmussen, S., Nerman, O., Olsson, M.: Fitting phase-type distributions via the EM algorithm. *Scandinavian Journal of Statistics* **23**(4), 419–441 (1996), <http://www.jstor.org/stable/4616418>
8. Bacci, G., Ingólfssdóttir, A., Larsen, K.G., Reynouard, R.: Active Learning of Markov Decision Processes using Baum-Welch algorithm. In: Wani, M.A., Sethi, I.K., Shi, W., Qu, G., Raicu, D.S., Jin, R. (eds.) *20th IEEE International Conference on Machine Learning and Applications, ICMLA 2021, Pasadena, CA, USA, December 13-16, 2021*. pp. 1203–1208. IEEE (2021). <https://doi.org/10.1109/ICMLA52953.2021.00195>, <https://doi.org/10.1109/ICMLA52953.2021.00195>
9. Baier, C., Haverkort, B.R., Hermanns, H., Katoen, J.: Reachability in continuous-time markov reward decision processes. In: Flum, J., Grädel, E., Wilke, T. (eds.) *Logic and Automata: History and Perspectives [in Honor of Wolfgang Thomas]*. Texts in Logic and Games, vol. 2, pp. 53–72. Amsterdam University Press (2008)
10. Bertrand, N., Bouyer, P., Brihaye, T., Menet, Q., Baier, C., Größer, M., Jurdzinski, M.: Stochastic Timed Automata. *Log. Methods Comput. Sci.* **10**(4) (2014). [https://doi.org/10.2168/LMCS-10\(4:6\)2014](https://doi.org/10.2168/LMCS-10(4:6)2014), [https://doi.org/10.2168/LMCS-10\(4:6\)2014](https://doi.org/10.2168/LMCS-10(4:6)2014)
11. Biggs, N., Lloyd, E.K., Wilson, R.J.: *Graph Theory, 1736-1936*. Oxford University Press (1986)
12. Bobbio, A., András Horváth and Miklós Telek: Matching three moments with minimal acyclic phase type distributions. *Stochastic Models* **21**(2-3), 303–326 (2005). <https://doi.org/10.1081/STM-200056210>
13. Bruyère, V., Garhewal, B., Pérez, G.A., Staquet, G., Vaandrager, F.W.: Active Learning of Mealy Machines with Timers. *CoRR abs/2403.02019* (2024). <https://doi.org/10.48550/ARXIV.2403.02019>, <https://doi.org/10.48550/arXiv.2403.02019>

14. Buchholz, P., Dohndorf, I., Kriege, J.: An online approach to estimate parameters of phase-type distributions. In: 2019 49th Annual IEEE/IFIP International Conference on Dependable Systems and Networks (DSN). pp. 100–111 (June 2019). <https://doi.org/10.1109/DSN.2019.00024>
15. Caldwell, B., Cardell-Oliver, R., French, T.: Learning Time Delay Mealy Machines From Programmable Logic Controllers. *IEEE Trans Autom. Sci. Eng.* **13**(2), 1155–1164 (2016). <https://doi.org/10.1109/TASE.2015.2496242>, <https://doi.org/10.1109/TASE.2015.2496242>
16. Carrasco, R.C., Oncina, J.: Learning Stochastic Regular Grammars by Means of a State Merging Method. In: Carrasco, R.C., Oncina, J. (eds.) *Grammatical Inference and Applications, Second International Colloquium, ICGI-94*, Alicante, Spain, September 21–23, 1994, Proceedings. *Lecture Notes in Computer Science*, vol. 862, pp. 139–152. Springer (1994). [https://doi.org/10.1007/3-540-58473-0\\_144](https://doi.org/10.1007/3-540-58473-0_144), [https://doi.org/10.1007/3-540-58473-0\\_144](https://doi.org/10.1007/3-540-58473-0_144)
17. Chow, T.: Testing Software Design Modeled by Finite-State Machines. *IEEE Transactions on Software Engineering* **SE-4**(3), 178–187 (1978). <https://doi.org/10.1109/TSE.1978.231496>
18. Chu, Y.J.: On the shortest arborescence of a directed graph. *Scientia Sinica* **14**, 1396–1400 (1965)
19. Dantzig, G.B.: Application of the simplex method to a transportation problem. *Activity analysis and production and allocation* (1951)
20. D’Argenio, P.R., Katoen, J.: A theory of stochastic systems part I: Stochastic automata. *Inf. Comput.* **203**(1), 1–38 (2005). <https://doi.org/10.1016/J.IC.2005.07.001>, <https://doi.org/10.1016/j.ic.2005.07.001>
21. David, A., Larsen, K.G., Legay, A., Nyman, U., Wasowski, A.: Timed I/O automata: a complete specification theory for real-time systems. In: Johansson, K.H., Yi, W. (eds.) *Proceedings of the 13th ACM International Conference on Hybrid Systems: Computation and Control, HSCC 2010*, Stockholm, Sweden, April 12–15, 2010. pp. 91–100. ACM (2010). <https://doi.org/10.1145/1755952.1755967>, <https://doi.org/10.1145/1755952.1755967>
22. Deng, Y., Hennessy, M.: On the semantics of Markov automata. *Inf. Comput.* **222**, 139–168 (2013). <https://doi.org/10.1016/J.IC.2012.10.010>, <https://doi.org/10.1016/j.ic.2012.10.010>
23. Dvoretzky, A., Kiefer, J., Wolfowitz, J.: Asymptotic Minimax Character of the Sample Distribution Function and of the Classical Multinomial Estimator. *The Annals of Mathematical Statistics* **27**(3), 642 – 669 (1956). <https://doi.org/10.1214/aoms/1177728174>, <https://doi.org/10.1214/aoms/1177728174>
24. Edmonds, J., Johnson, E.L.: Matching, Euler tours and the Chinese postman. *Mathematical Programming* **5**(1), 88–124 (Dec 1973). <https://doi.org/10.1007/BF01580113>, <https://doi.org/10.1007/BF01580113>
25. Edmonds, J., et al.: Optimum branchings. *Journal of Research of the national Bureau of Standards B* **71**(4), 233–240 (1967)
26. Eiselt, H.A., Gendreau, M., Laporte, G.: Arc routing problems, part ii: The rural postman problem. *Operations research* **43**(3), 399–414 (1995)
27. Eisentraut, C., Hermanns, H., Zhang, L.: On Probabilistic Automata in Continuous Time. In: *Proceedings of the 25th Annual IEEE Symposium on Logic in Computer Science, LICS 2010*, 11–14 July 2010, Edinburgh, United Kingdom. pp. 342–351. IEEE Computer Society (2010). <https://doi.org/10.1109/LICS.2010.41>, <https://doi.org/10.1109/LICS.2010.41>

28. Feldmann, A., Whitt, W.: Fitting mixtures of exponentials to long-tail distributions to analyze network. *Perform. Evaluation* **31**(3-4), 245–279 (1998). [https://doi.org/10.1016/S0166-5316\(97\)00003-5](https://doi.org/10.1016/S0166-5316(97)00003-5)
29. Feller, W.: An introduction to probability theory and its applications, Volume 2, vol. 81. John Wiley & Sons (1991)
30. Ferreira, T., Brewton, H., D’Antoni, L., Silva, A.: Prognosis: closed-box analysis of network protocol implementations. In: *Proceedings of the 2021 ACM SIGCOMM 2021 Conference*, p. 762–774. SIGCOMM ’21, Association for Computing Machinery, New York, NY, USA (2021). <https://doi.org/10.1145/3452296.3472938>, <https://doi.org/10.1145/3452296.3472938>
31. Hartmanns, A., Hermanns, H.: In the quantitative automata zoo. *Sci. Comput. Program.* **112**, 3–23 (2015). <https://doi.org/10.1016/J.SCICO.2015.08.009>, <https://doi.org/10.1016/j.scico.2015.08.009>
32. Henderson, K., Gallagher, B., Eliassi-Rad, T.: EP-MEANS: an efficient nonparametric clustering of empirical probability distributions. In: Wainwright, R.L., Corchado, J.M., Bechini, A., Hong, J. (eds.) *Proceedings of the 30th Annual ACM Symposium on Applied Computing*, Salamanca, Spain, April 13–17, 2015. pp. 893–900. ACM (2015). <https://doi.org/10.1145/2695664.2695860>, <https://doi.org/10.1145/2695664.2695860>
33. Henry, L., Jéron, T., Markey, N.: Active Learning of Timed Automata with Unobservable Resets. In: Bertrand, N., Jansen, N. (eds.) *Formal Modeling and Analysis of Timed Systems - 18th International Conference, FORMATS 2020, Vienna, Austria, September 1-3, 2020, Proceedings. Lecture Notes in Computer Science*, vol. 12288, pp. 144–160. Springer (2020). [https://doi.org/10.1007/978-3-030-57628-8\\_9](https://doi.org/10.1007/978-3-030-57628-8_9), [https://doi.org/10.1007/978-3-030-57628-8\\_9](https://doi.org/10.1007/978-3-030-57628-8_9)
34. Hoeffding, W.: Probability inequalities for sums of bounded random variables. *Journal of the American Statistical Association* **58**(301), 13–30 (1963). <https://doi.org/10.1080/01621459.1963.10500830>, <https://www.tandfonline.com/doi/abs/10.1080/01621459.1963.10500830>
35. Horváth, A., Telek, M.: Phfit: A general phase-type fitting tool. In: Field, T., Harrison, P.G., Bradley, J.T., Harder, U. (eds.) *Computer Performance Evaluation, Modelling Techniques and Tools 12th International Conference, TOOLS 2002, London, UK, April 14-17, 2002, Proceedings. Lecture Notes in Computer Science*, vol. 2324, pp. 82–91. Springer (2002). [https://doi.org/10.1007/3-540-46029-2\\_5](https://doi.org/10.1007/3-540-46029-2_5)
36. Horváth, A., Telek, M.: Matching more than three moments with acyclic phase type distributions. *Stochastic Models* **23**(2), 167–194 (2007). <https://doi.org/10.1080/15326340701300712>
37. Horváth, G.: Moment matching-based distribution fitting with generalized hyper-erlang distributions. In: Dudin, A.N., Turck, K.D. (eds.) *Analytical and Stochastic Modelling Techniques and Applications - 20th International Conference, ASMTA 2013, Ghent, Belgium, July 8-10, 2013. Proceedings. Lecture Notes in Computer Science*, vol. 7984, pp. 232–246. Springer (2013). [https://doi.org/10.1007/978-3-642-39408-9\\_17](https://doi.org/10.1007/978-3-642-39408-9_17)
38. Isberner, M., Howar, F., Steffen, B.: The TTT algorithm: A redundancy-free approach to active automata learning. In: Bonakdarpour, B., Smolka, S.A. (eds.) *Runtime Verification - 5th International Conference, RV 2014, Toronto, ON, Canada, September 22-25, 2014. Proceedings. Lecture Notes in Computer Science*, vol. 8734, pp. 307–322. Springer (2014). [https://doi.org/10.1007/978-3-319-11164-3\\_26](https://doi.org/10.1007/978-3-319-11164-3_26), [https://doi.org/10.1007/978-3-319-11164-3\\_26](https://doi.org/10.1007/978-3-319-11164-3_26)

39. Johnson, M.A., Taaffe, M.R.: Matching moments to phase distributions: Mixtures of erlang distributions of common order. *Communications in Statistics. Stochastic Models* **5**(4), 711–743 (1989). <https://doi.org/10.1080/15326348908807131>
40. Jonsson, B., Vaandrager, F.: Learning Mealy machines with timers. Tech. rep., Tech. rep (2018)
41. Khayari, R.E.A., Sadre, R., Haverkort, B.R.: Fitting world-wide web request traces with the em-algorithm. *Perform. Evaluation* **52**(2-3), 175–191 (2003). [https://doi.org/10.1016/S0166-5316\(02\)00179-7](https://doi.org/10.1016/S0166-5316(02)00179-7)
42. Király, Z., Kovács, P.: Efficient implementations of minimum-cost flow algorithms. arXiv preprint arXiv:1207.6381 (2012)
43. Kogel, P., Klös, V., Glesner, S.: Learning Mealy Machines with Local Timers. In: Li, Y., Tahar, S. (eds.) *Formal Methods and Software Engineering - 24th International Conference on Formal Engineering Methods, ICFEM 2023, Brisbane, QLD, Australia, November 21-24, 2023, Proceedings. Lecture Notes in Computer Science*, vol. 14308, pp. 47–64. Springer (2023). [https://doi.org/10.1007/978-981-99-7584-6\\_4](https://doi.org/10.1007/978-981-99-7584-6_4), [https://doi.org/10.1007/978-981-99-7584-6\\_4](https://doi.org/10.1007/978-981-99-7584-6_4)
44. Kruger, L., Junges, S., Rot, J.: Small Test Suites for Active Automata Learning. In: Finkbeiner, B., Kovács, L. (eds.) *Tools and Algorithms for the Construction and Analysis of Systems*. pp. 109–129. Springer Nature Switzerland, Cham (2024)
45. López, G.G.I., Hermanns, H., Katoen, J.: Beyond memoryless distributions: Model checking semi-markov chains. In: de Alfaro, L., Gilmore, S. (eds.) *Process Algebra and Probabilistic Methods, Performance Modeling and Verification: Joint International Workshop, PAPM-PROBMIV 2001, Aachen, Germany, September 12-14, 2001, Proceedings. Lecture Notes in Computer Science*, vol. 2165, pp. 57–70. Springer (2001). [https://doi.org/10.1007/3-540-44804-7\\_4](https://doi.org/10.1007/3-540-44804-7_4), [https://doi.org/10.1007/3-540-44804-7\\_4](https://doi.org/10.1007/3-540-44804-7_4)
46. MacQueen, J.: Some methods for classification and analysis of multivariate observations. In: *Proceedings of 5-th Berkeley Symposium on Mathematical Statistics and Probability/University of California Press* (1967)
47. Mann, H.B., Whitney, D.R.: On a Test of Whether one of Two Random Variables is Stochastically Larger than the Other. *The Annals of Mathematical Statistics* **18**(1), 50 – 60 (1947). <https://doi.org/10.1214/aoms/1177730491>, <https://doi.org/10.1214/aoms/1177730491>
48. Mao, H., Chen, Y., Jaeger, M., Nielsen, T.D., Larsen, K.G., Nielsen, B.: Learning Markov Decision Processes for Model Checking. In: Fahrenberg, U., Legay, A., Thrane, C.R. (eds.) *Proceedings Quantities in Formal Methods, QFM 2012, Paris, France, 28 August 2012. EPTCS*, vol. 103, pp. 49–63 (2012). <https://doi.org/10.4204/EPTCS.103.6>, <https://doi.org/10.4204/EPTCS.103.6>
49. Massart, P.: The Tight Constant in the Dvoretzky-Kiefer-Wolfowitz Inequality. *The Annals of Probability* **18**(3), 1269 – 1283 (1990). <https://doi.org/10.1214/aop/1176990746>, <https://doi.org/10.1214/aop/1176990746>
50. de Matos Pedro, A., Crocker, P.A., de Sousa, S.M.: Learning Stochastic Timed Automata from Sample Executions. In: Margaria, T., Steffen, B. (eds.) *Leveraging Applications of Formal Methods, Verification and Validation. Technologies for Mastering Change - 5th International Symposium, ISoLA 2012, Heraklion, Crete, Greece, October 15-18, 2012, Proceedings, Part I. Lecture Notes in Computer Science*, vol. 7609, pp. 508–523. Springer (2012). [https://doi.org/10.1007/978-3-642-34026-0\\_38](https://doi.org/10.1007/978-3-642-34026-0_38), [https://doi.org/10.1007/978-3-642-34026-0\\_38](https://doi.org/10.1007/978-3-642-34026-0_38)

51. Mediouni, B.L., Nouri, A., Bozga, M., Bensalem, S.: Improved Learning for Stochastic Timed Models by State-Merging Algorithms. In: Barrett, C.W., Davies, M.D., Kahsai, T. (eds.) *NASA Formal Methods - 9th International Symposium, NFM 2017*, Moffett Field, CA, USA, May 16-18, 2017, Proceedings. Lecture Notes in Computer Science, vol. 10227, pp. 178–193 (2017). [https://doi.org/10.1007/978-3-319-57288-8\\_13](https://doi.org/10.1007/978-3-319-57288-8_13), [https://doi.org/10.1007/978-3-319-57288-8\\_13](https://doi.org/10.1007/978-3-319-57288-8_13)
52. Meijer, J., van de Pol, J.: Sound black-box checking in the LearnLib. *Innov. Syst. Softw. Eng.* **15**(3-4), 267–287 (2019). <https://doi.org/10.1007/S11334-019-00342-6>, <https://doi.org/10.1007/s11334-019-00342-6>
53. Mohri, M.: *Foundations of machine learning* (2018)
54. Muškardin, E., Aichernig, B.K., Pill, I., Pferscher, A., Tappler, M.: AALpy: an active automata learning library. *Innovations in Systems and Software Engineering* **18**(3), 417–426 (Sep 2022). <https://doi.org/10.1007/s11334-022-00449-3>
55. Muškardin, E., Tappler, M., Aichernig, B.K., Pill, I.: Active model learning of stochastic reactive systems (extended version). *Software and Systems Modeling* **23**(2), 503–524 (Apr 2024). <https://doi.org/10.1007/s10270-024-01158-0>
56. Neider, D., Smetters, R., Vaandrager, F., Kuppens, H.: *Benchmarks for Automata Learning and Conformance Testing*, pp. 390–416. Springer International Publishing, Cham (2019). [https://doi.org/10.1007/978-3-030-22348-9\\_23](https://doi.org/10.1007/978-3-030-22348-9_23)
57. Nicollin, X., Sifakis, J.: An overview and synthesis on timed process algebras. In: Larsen, K.G., Skou, A. (eds.) *Computer Aided Verification, 3rd International Workshop, CAV '91*, Aalborg, Denmark, July, 1-4, 1991, Proceedings. Lecture Notes in Computer Science, vol. 575, pp. 376–398. Springer (1991). [https://doi.org/10.1007/3-540-55179-4\\_36](https://doi.org/10.1007/3-540-55179-4_36), [https://doi.org/10.1007/3-540-55179-4\\_36](https://doi.org/10.1007/3-540-55179-4_36)
58. Nielsen, F.: A family of statistical symmetric divergences based on jensen’s inequality. *CoRR abs/1009.4004* (2010), <http://arxiv.org/abs/1009.4004>
59. Panchenko, A., Thümmler, A.: Efficient phase-type fitting with aggregated traffic traces. *Perform. Evaluation* **64**(7-8), 629–645 (2007). <https://doi.org/10.1016/J.PEVA.2006.09.002>, <https://doi.org/10.1016/j.peva.2006.09.002>
60. Park, D.M.R.: Concurrency and automata on infinite sequences. In: Deussen, P. (ed.) *Theoretical Computer Science, 5th GI-Conference*, Karlsruhe, Germany, March 23-25, 1981, Proceedings. Lecture Notes in Computer Science, vol. 104, pp. 167–183. Springer (1981). <https://doi.org/10.1007/BFB0017309>, <https://doi.org/10.1007/BFB0017309>
61. Pearn, W., Wu, T.: Algorithms for the rural postman problem. *Computers & Operations Research* **22**(8), 819–828 (1995). [https://doi.org/https://doi.org/10.1016/0305-0548\(94\)00070-O](https://doi.org/https://doi.org/10.1016/0305-0548(94)00070-O), <https://www.sciencedirect.com/science/article/pii/0305054894000700>
62. Peled, D., Vardi, M.Y., Yannakakis, M.: *Black Box Checking*, pp. 225–240. Springer US, Boston, MA (1999). [https://doi.org/10.1007/978-0-387-35578-8\\_13](https://doi.org/10.1007/978-0-387-35578-8_13), [https://doi.org/10.1007/978-0-387-35578-8\\_13](https://doi.org/10.1007/978-0-387-35578-8_13)
63. Rubner, Y., Tomasi, C., Guibas, L.J.: A metric for distributions with applications to image databases. In: *Proceedings of the Sixth International Conference on Computer Vision (ICCV-98)*, Bombay, India, January 4-7, 1998. pp. 59–66. IEEE Computer Society (1998). <https://doi.org/10.1109/ICCV.1998.710701>, <https://doi.org/10.1109/ICCV.1998.710701>
64. Segala, R., Lynch, N.A.: Probabilistic simulations for probabilistic processes. *Nord. J. Comput.* **2**(2), 250–273 (1995)

65. Sen, K., Viswanathan, M., Agha, G.: Learning Continuous Time Markov Chains from Sample Executions. In: 1st International Conference on Quantitative Evaluation of Systems (QEST 2004), 27–30 September 2004, Enschede, The Netherlands. pp. 146–155. IEEE Computer Society (2004). <https://doi.org/10.1109/QEST.2004.1348029>
66. Shijubo, J., Waga, M., Suenaga, K.: Probabilistic black-box checking via active MDP learning. *ACM Trans. Embed. Comput. Syst.* **22**(5s), 148:1–148:26 (2023). <https://doi.org/10.1145/3609127>, <https://doi.org/10.1145/3609127>
67. Siegmund, J., Siegmund, N., Apel, S.: Views on internal and external validity in empirical software engineering. In: Bertolino, A., Canfora, G., Elbaum, S.G. (eds.) 37th IEEE/ACM International Conference on Software Engineering, ICSE 2015, Florence, Italy, May 16–24, 2015, Volume 1. pp. 9–19. IEEE Computer Society (2015). <https://doi.org/10.1109/ICSE.2015.24>, <https://doi.org/10.1109/ICSE.2015.24>
68. Smirnov, N.: Table for Estimating the Goodness of Fit of Empirical Distributions. *The Annals of Mathematical Statistics* **19**(2), 279 – 281 (1948). <https://doi.org/10.1214/aoms/1177730256>, <https://doi.org/10.1214/aoms/1177730256>
69. Steffen, B., Howar, F., Isberner, M.: Active Automata Learning: From DFAs to Interface Programs and Beyond. In: Heinz, J., de la Higuera, C., Oates, T. (eds.) Proceedings of the Eleventh International Conference on Grammatical Inference, ICGI 2012, University of Maryland, College Park, USA, September 5–8, 2012. *JMLR Proceedings*, vol. 21, pp. 195–209. *JMLR.org* (2012), <http://proceedings.mlr.press/v21/steffen12a.html>
70. Steffen, B., Howar, F., Merten, M.: Introduction to Active Automata Learning from a Practical Perspective, pp. 256–296. Springer Berlin Heidelberg, Berlin, Heidelberg (2011). [https://doi.org/10.1007/978-3-642-21455-4\\_8](https://doi.org/10.1007/978-3-642-21455-4_8), [https://doi.org/10.1007/978-3-642-21455-4\\_8](https://doi.org/10.1007/978-3-642-21455-4_8)
71. Stoelinga, M.: An Introduction to Probabilistic Automata. *Bull. EATCS* **78**, 176–198 (2002)
72. Suilen, M., Simão, T.D., Parker, D., Jansen, N.: Robust anytime learning of Markov decision processes. In: Proceedings of the 36th International Conference on Neural Information Processing Systems. NIPS ’22, Curran Associates Inc., Red Hook, NY, USA (2024)
73. Tappler, M., Aichernig, B.K., Bacci, G., Eichlseder, M., Larsen, K.G.:  $L^*$ -based learning of Markov decision processes (extended version). *Formal Aspects of Computing* **33**(4), 575–615 (Aug 2021). <https://doi.org/10.1007/s00165-021-00536-5>
74. Telek, M., Horváth, G.: A minimal representation of markov arrival processes and a moments matching method. *Perform. Evaluation* **64**(9–12), 1153–1168 (2007). <https://doi.org/10.1016/j.peva.2007.06.001>
75. Teng, Y., Zhang, M., An, J.: Learning Deterministic Multi-Clock Timed Automata. In: Ábrahám, E., Jr., M.M. (eds.) Proceedings of the 27th ACM International Conference on Hybrid Systems: Computation and Control, HSCC 2024, Hong Kong SAR, China, May 14–16, 2024. pp. 6:1–6:11. ACM (2024). <https://doi.org/10.1145/3641513.3650124>, <https://doi.org/10.1145/3641513.3650124>
76. Thümmler, A., Buchholz, P., Telek, M.: A novel approach for phase-type fitting with the EM algorithm. *IEEE Trans. Dependable Secur. Comput.* **3**(3), 245–258 (2006). <https://doi.org/10.1109/TDSC.2006.27>

77. Vaandrager, F., Garhewal, B., Rot, J., Wißmann, T.: A New Approach for Active Automata Learning Based on Apartness. In: Fisman, D., Rosu, G. (eds.) Tools and Algorithms for the Construction and Analysis of Systems. pp. 223–243. Springer International Publishing, Cham (2022)
78. Vaandrager, F., Melse, I.: New Fault Domains for Conformance Testing of Finite State Machines. In: Bouyer, P., van de Pol, J. (eds.) 36th International Conference on Concurrency Theory (CONCUR 2025). Leibniz International Proceedings in Informatics (LIPIcs), vol. 348, pp. 34:1–34:22. Schloss Dagstuhl – Leibniz-Zentrum für Informatik, Dagstuhl, Germany (2025). <https://doi.org/10.4230/LIPIcs.CONCUR.2025.34>, <https://drops.dagstuhl.de/entities/document/10.4230/LIPIcs.CONCUR.2025.34>
79. Vasilevskii, M.P.: Failure diagnosis of automata. Cybernetics **9**(4), 653–665 (Jul 1973). <https://doi.org/10.1007/BF01068590>, <https://doi.org/10.1007/BF01068590>
80. Verwer, S., de Weerd, M., Witteveen, C.: Efficiently identifying deterministic real-time automata from labeled data. Mach. Learn. **86**(3), 295–333 (2012). <https://doi.org/10.1007/S10994-011-5265-4>, <https://doi.org/10.1007/s10994-011-5265-4>
81. Waga, M.: Falsification of cyber-physical systems with robustness-guided black-box checking. In: Ames, A.D., Seshia, S.A., Deshmukh, J. (eds.) HSCC '20: 23rd ACM International Conference on Hybrid Systems: Computation and Control, Sydney, New South Wales, Australia, April 21–24, 2020. pp. 11:1–11:13. ACM (2020). <https://doi.org/10.1145/3365365.3382193>, <https://doi.org/10.1145/3365365.3382193>
82. Waga, M.: Active Learning of Deterministic Timed Automata with Myhill-Nerode Style Characterization. In: Enea, C., Lal, A. (eds.) Computer Aided Verification. pp. 3–26. Springer Nature Switzerland, Cham (2023)

## A Semantics of Mealy Delay Machines

This section spells out the formal semantics of MDMs by associating a probability measure to timed output words, whenever a specific input word is fixed.

An MM naturally associates to any input word an output word of the same length. Similarly, an MDM  $\mathcal{D} = (S, I, O, s_0, \delta, \lambda, D)$  operating on  $w \in I^*$  will induce a probability measure  $\text{Pr}^w$  on the timed output words of  $w$ 's length, constructed from those of their prefixes. A timed output word of length  $n$  is a sequence  $\xrightarrow{t_1} o_1 \dots \xrightarrow{t_n} o_n$  with  $t_i \in \mathbb{R}_0^+$  and  $o_i \in O$ . We denote the set of all timed output words of length at most  $n$  as  $\text{Paths}^{\mathcal{D}\downarrow n}$ . (We could equally well include the state identities inside paths, since they are, just like the outputs, uniquely determined given  $w$ , but this will just clutter the exposition). Obviously,  $\text{Paths}^{\mathcal{D}\downarrow n} \subseteq \text{Paths}^{\mathcal{D}\downarrow n+1}$ .

Let  $m$  be the length of  $w = w_1 \dots w_m$  which we assume fixed. A probability measure  $\text{Pr}^w$  on  $\text{Paths}^{\mathcal{D}\downarrow m}$  is defined using a variation of the standard cylinder set construction (see e.g. [9,45]) as follows. Let  $I_1, \dots, I_n$  be non-empty intervals in  $\mathbb{R}_0^+$  and  $o_1, \dots, o_n \in O$ . Then,  $C(I_1, o_1, \dots, I_n, o_n)$  denotes the cylinder set consisting of all paths  $\xrightarrow{t_1} o_1 \dots \xrightarrow{t_n} o_n \in \text{Paths}^{\mathcal{D}\downarrow n}$  such that  $t_i \in I_i$  for all  $i \leq n$ . Let  $\mathcal{F}(\text{Path}^{\mathcal{D}\downarrow m})$  be the smallest  $\sigma$ -algebra which contains all sets



$C(I_1, o_1, \dots, I_n, o_n)$ , where  $I_1, \dots, I_n$  ranges over all sequences of non-empty intervals in  $\mathbb{R}_0^+$  of length at most  $m$ , and likewise  $o_1, \dots, o_n$  ranges over all output sequences of length at most  $m$ . The probability measure  $\Pr^w$  on  $\mathcal{F}(\text{Path}^{\mathcal{D} \downarrow m})$  is the unique measure defined inductively by  $\Pr(C()) = 1$  and for  $0 < n < m$ ,  $\Pr(C(I_1, o_1, \dots, I_n, o_n, I', o')) = 0$  if  $\lambda(w_1 \dots w_{n+1}) \neq o'$  and otherwise it is:

$$\Pr(C(I_1, o_1, \dots, I_n, o_n)) \cdot (D(\delta(w_1 \dots w_n), w_{n+1})(\sup(I')) - D(\delta(w_1 \dots w_n), w_{n+1})(\inf(I')))$$

The above construction does not account for resets, since resets are not considered inputs. However, we are free to model resets explicitly, by adding a fresh input *reset* to the input set  $I$  (and adding reset transitions explicitly to the MDM model from each state).

## B Omitted Proofs

*Proof (Lemma 1).* We only discuss why I/O equivalence implies bisimilarity, since the converse direction is obvious.

Consider two MMs  $\mathcal{M} = (S, I, O, s_0, \delta, \lambda)$  and  $\mathcal{M}' = (S', I, O, s'_0, \delta', \lambda')$ , and assume  $s_0 \sim_{IO} s'_0$ . We define relation  $R = \{(s, s') \mid s \sim_{IO} s'\}$  (for this use of  $\sim_{IO}$  to match Definition 1 we work in the disjoint union of the two MMs with arbitrary initial state but define the relation on  $S \times S'$ ). We will show that  $R$  fulfills all requirements for being a bisimulation relation between  $\mathcal{M}$  and  $\mathcal{M}'$  according to Definition 2. First,  $s_0 R s'_0$  holds as the initial states are evidently I/O equivalent. Now, consider an arbitrary pair  $(s, s') \in R$ . For each  $i \in I$ , the output functions match, i.e.,  $\lambda(s, i) = \lambda'(s', i)$ , as  $s \sim_{IO} s'$  (they are functions, so the output letters are each uniquely determined by  $i$ ). It remains to show that the successor states  $\delta(s, i)$  and  $\delta'(s', i)$  (again, these states are each uniquely determined by  $i$ ) are also pairwise part of relation  $R$ . Assume this was not the case for some  $i$ , so we would have that  $\delta(s, i)$  and  $\delta'(s', i)$  are not I/O equivalent, despite  $s \sim_{IO} s'$ . So, there is a word  $w$  such that  $\lambda(\delta(s, i), w) \neq \lambda'(\delta'(s', i), w)$ , but, on the other hand,  $\lambda(s, iw) = \lambda'(s', iw)$ . This is impossible, because the state after  $i$  from  $s$  is  $\delta(s, i)$ , and from  $s'$  is  $\delta'(s', i)$ . This concludes the proof.

*Proof (Theorem 1).* Consider any MM  $\mathcal{M}$  that fulfills the stutter-free  $d$ -step confluence criterion with the corresponding minimal (bisimilar) machine  $\mathcal{M}'$ . To show the existence of an injective bisimulation  $R$  from  $\mathcal{M}$  to  $\mathcal{M}'$ , we remind ourselves that, based on the  $d$ -step confluence criterion (Def. 6), a state of the minimal MM  $s' \in S'$  and a loop-free word  $w \in I^{=d}$  starting from  $s'$  (in the following we always assume  $w$  to be loop-free starting from the referred state) uniquely identifies a state in  $\mathcal{M}$ . Furthermore, we can also identify a state in  $\mathcal{M}$  by an input sequence  $w \in I^*$  from the root state  $s_0$ , where we are interested in the cases  $|w| < d$ . Now, for any state  $s \in Q$ , we collect the following identifiers:

$$\begin{aligned} \text{ids}_s = & \{ \langle s'_p, w \rangle \mid \delta(s_p, w) = s, s_p \sim_{IO} s'_p \ \forall s'_p \in \mathcal{M}', \forall w \in I^{=d} \} \\ & \cup \{ \langle s'_0, w \rangle \mid \delta(s_0, w) = s \ \forall w \in I^{<d} \} \end{aligned}$$

Here, we implicitly assume  $\sim_{\text{IO}}$  to be applicable for states across different MMs. The first line summarizes the way to identify a state by the corresponding state from  $\mathcal{M}'$  and an input sequence of length  $d$ , while the second line refers to states identified by the root and a word with a length smaller than  $d$ .

As can be seen, the  $\text{ids}_s$  are equivalent to the state identifiers of  $\mathcal{M}^d$ . Thus, we can use the set  $\text{ids}_s$  to directly relate each state  $s \in S$  to the states in  $S^d$ . The resulting injective bisimulation relation is:

$$R = \{(s, s_{\text{id}_s}^d) \mid \forall s \in S, \forall \text{id}_s \in \text{ids}_s\}$$

$R$  is a valid bisimulation relation: First, the root states match as  $s_0 R s_{\langle s'_0, \epsilon \rangle}^d$ . Second, the output function matches for all related elements, e.g.  $\lambda(s, i) = \lambda^d(s_{\text{id}_s}^d, i)$  for all  $s \in S, i \in I$ , as the output functions of  $s$  and  $s_{\text{id}_s}^d$  are directly inherited from the state  $s'$  (where  $s' \in S'$  is the corresponding state of  $s \in S$  in the minimal MM  $\mathcal{M}'$ ). Third, it holds  $\delta(s, i) R \delta(s_{\text{id}_s}^d, i)$  (successor in bisimulation) for all  $s \in S, i \in I$ , as:

$$\begin{aligned} \left( \delta(s, i), \delta^d(s_{s', \langle s'_p, w \rangle}^d, i) \right) &= \left( \delta(s, i), s_{\delta'(s', i), \langle \delta'(s'_p, w_1), w_2 \dots w_d i \rangle}^d \right) \in R \quad \forall w \in I^{=d} \\ \left( \delta(s, i), \delta^d(s_{s', \langle s'_0, w \rangle}^d, i) \right) &= \left( \delta(s, i), s_{\delta'(s', i), \langle \delta'(s'_0, i), w i \rangle}^d \right) \in R \quad \forall w \in I^{<d} \end{aligned}$$

As any state in  $\mathcal{M}$  can be uniquely identified by any element of  $\text{ids}_s$ , each identifier set  $\text{ids}_s$  contains different values, making the relation  $R$  injective. This concludes the proof.

*Proof (Theorem 2).* The construction induces when solely considering all identifiers  $\langle s', w \rangle$  with  $s' \in S'$  and  $w \in I^{=d}$ , at maximum,  $|S'| \cdot |I|^d$  states for  $\mathcal{M}$ , one for each source state and input sequence. The tree construction starting from the root state accounts, at maximum, for another  $\sum_{j=0}^{d-1} |I|^j = (|I|^d - 1)/(|I| - 1)$  states. In practice, the actual number of states can be much smaller, e.g., as self-loops do not increase the state space. In total, the number of created states behaves according to  $\mathcal{O}(|S'| \cdot |I|^d)$ .

*Proof (Lemma 2).* We set as the injective bisimulation relation between  $\mathcal{M}^d$  and  $\mathcal{M}^{d+1}$ :

$$\begin{aligned} R = \{ & (s_{s', \langle \delta^d(s'_p, j), w \rangle}^d, s_{s', \langle s'_p, jw \rangle}^{d+1}) \mid s' = \delta'(s'_p, jw) \quad \forall s'_p \in \mathcal{M}', \forall w \in I^{=d}, \forall j \in I \} \\ & \cup \{ (s_{s', \langle s'_0, w \rangle}^d, s_{s', \langle s'_0, w \rangle}^{d+1}) \mid s' = \delta'(s'_0, w) \quad \forall w \in I^{<d} \} \end{aligned}$$

As before, we are only considering loop-free words.

We show similarly to the proof of Theorem 1 that  $R$  is a valid bisimulation relation: First, the root states match as  $s_{\langle s'_0, \epsilon \rangle}^d R s_{\langle s'_0, \epsilon \rangle}^{d+1}$ . Second, the output function matches for all related elements, as the output function of each state is directly inherited from the state  $s'$  of the minimal MM  $\mathcal{M}'$ . Third, also the successors are part of the bisimulation relation after the input  $i \in I$ :

$$\left( \delta^d(s_{s', \langle \delta^d(s'_p, j), w \rangle}^d, i), \delta^{d+1}(s_{s', \langle s'_p, jw \rangle}^{d+1}, i) \right)$$

$$\begin{aligned}
&= \left( s_{\delta'(s',i), \langle \delta^d(s'_p, jw_1), w_2 \dots w_d i \rangle}^d, s_{\delta'(s',i), \langle \delta'(s'_p, j), wi \rangle}^{d+1} \right) \in R \quad \forall w \in I^d \\
&\left( \delta^d(s_{s', \langle s'_0, w \rangle}^d, i), \delta^{d+1}(s_{s', \langle s'_0, w \rangle}^{d+1}, i) \right) \\
&= \left( s_{\delta'(s',i), \langle s'_0, wi \rangle}^d, s_{\delta'(s',i), \langle s'_0, wi \rangle}^{d+1} \right) \in R \quad \forall w \in I^{<d} \\
&\left( \delta^d(s_{s', \langle s'_0, w \rangle}^d, i), \delta^{d+1}(s_{s', \langle s'_0, w \rangle}^{d+1}, i) \right) \\
&= \left( s_{\delta'(s',i), \langle \delta'(s'_0, w_1), w_2 \dots w_d i \rangle}^d, s_{\delta'(s',i), \langle s'_0, wi \rangle}^{d+1} \right) \in R \quad \forall w \in I^d
\end{aligned}$$

By construction,  $R$  is injective, as the identifier of the state  $\mathcal{M}^{d+1}$  uniquely identifies the corresponding state in  $\mathcal{M}^d$ . The identifier sequence for states in  $\mathcal{M}^{d+1}$  is one step longer or equal (when starting from the root) as for the corresponding state in  $\mathcal{M}$ .

*Proof (Theorem 3).* We provide a construction of such an MM  $\mathcal{M}^* = (S^*, I, O, s_0^*, \delta^*, \lambda^*)$  and show that  $\mathcal{M}_j$  for  $j \in \{1, \dots, n\}$  is injective bisimilar to  $\mathcal{M}^*$ . We set  $S^* = S_1 \times \dots \times S_n$  and, for all  $(s_1, \dots, s_n) \in Q^*$  and  $i \in I$ :

$$\begin{aligned}
\delta((s_1, \dots, s_n), i) &= (\delta_1(s_1, i), \dots, \delta_n(s_n, i)) \\
\lambda((s_1, \dots, s_n), i) &= \lambda_1(s_1, i)
\end{aligned}$$

Since all  $\mathcal{M}_1, \dots, \mathcal{M}_n$  are bisimilar, we only need the output of one of the machines. States in  $\mathcal{M}^*$  that are not reachable from the initial state  $(s_{1,0}, \dots, s_{n,0})$  are omitted. Thus, it follows directly that the number of resulting states is at maximum  $|\mathcal{M}_1| \cdot \dots \cdot |\mathcal{M}_n|$ .

We can now set up for each  $\mathcal{M}_j$  the injective bisimulation relation  $R$  between  $\mathcal{M}_j$  and  $\mathcal{M}^*$ :

$$R = \{ \langle s_j, (s_1, \dots, s_j, \dots, s_n) \rangle \mid \forall s_1 \in S_1, \dots, s_n \in S_n \}$$

$R$  is a valid bisimulation relation: First, the root states match as  $s_{j,0} R (s_{1,0}, \dots, s_{n,0})$ . Second, the output functions match as for all words  $w \in I^*$ ,  $\lambda_1(w) = \dots = \lambda_n(w)$ , and thus it holds for the outputs  $\lambda_1(s_1, i) = \dots = \lambda_n(s_n, i)$  when  $s_1, \dots, s_n$  have been reached with the same word  $w$ . Third, it holds  $\delta_j(s_j, i) R \delta^*((s_1, \dots, s_n), i)$  for all  $i \in I$  as  $\delta^*((s_1, \dots, s_n), i) = (\delta_1(s_1, i), \dots, \delta_n(s_n, i))$ . The relation  $R$  is injective, as for every  $(s_1, \dots, s_j, \dots, s_n) \in S^*$ , there is only one  $s_j$  matched by the relation  $R$ .

## C Deriving Sample Size for Exponential Distributions

This section is concerned with the derivation of the needed number of samples to derive the sample mean  $\bar{X}$  of an exponentially distributed RV  $X$  with parameter  $\lambda$  and mean  $E[X] = \mu = 1/\lambda$ , such that  $\mu$  is estimated with a maximum relative error of  $\epsilon$  and a maximum failure probability of  $\delta$ .

*Exact approach.* It is known that the sum of  $k$  independent samples  $X_i$  with  $1 \leq i \leq k$  converges to a Gamma distribution with  $\sum_{i=1}^k X_i = \Gamma(k, \lambda)$ , or equivalently  $(1/\mu) \sum_{i=1}^k X_i = \Gamma(k, 1)$ , and finally:

$$\frac{1}{\mu k} \sum_{i=1}^k X_i = \Gamma(k, k)$$

As  $\Gamma(k, k)$  has a mean of 1, we are interested in bounding the failure probability  $\delta$  while achieving a relative error bound of  $\epsilon$ :

$$\Pr(1 - \epsilon \leq x \leq 1 + \epsilon) \geq 1 - \delta \quad x \sim \Gamma(k, k)$$

With  $F(x, k)$  being the CDF of  $\Gamma(k, k)$ , the problem can be reformulated to:

$$F(1 + \epsilon, k) - F(1 - \epsilon, k) \geq 1 - \delta$$

As this expression is hard to solve numerically, the easiest approach is to try different values of  $k$  until the inequality is fulfilled.

*Approximate approach.* Alternatively, we can make use of the fact that the Gamma distribution (or equivalently the sum of exponential distributions) will converge to a normal distribution for large values of  $k$ :

$$\frac{1}{\mu k} \sum_{i=1}^k X_i \longrightarrow \mathcal{N}(1, 1/k)$$

As before, we are interested in bounding the error:

$$\Pr(1 - \epsilon \leq x \leq 1 + \epsilon) \geq 1 - \delta \quad x \sim \mathcal{N}(1, 1/k)$$

As the normal distribution is, in contrast to the Gamma distribution, symmetrically around its mean, it suffices to determine the locations of the  $\delta/2$  and  $1 - \delta/2$  quantiles to find the needed  $k$ . Thus, it follows with  $z_{1-\delta/2}$  being the  $1 - \delta/2$  quantile of the standard normal distribution:

$$\frac{1}{\sqrt{k}} \cdot z_{1-\delta/2} \leq \epsilon \quad \Longleftrightarrow \quad k \geq \left( \frac{z_{1-\delta/2}}{\epsilon} \right)^2$$

*Calculation example.* When using  $k = 1000$  samples for each edge, then we obtain, for a confidence of  $1 - \delta = 0.99$ , a maximum relative error of  $\epsilon \approx 0.081$ . So, with a probability of at least 99 percent, the estimated mean of an exponential distribution with rate  $\mu$  lies in the interval  $[(1 - 0.081) \cdot \mu, (1 + 0.081) \cdot \mu]$ . Now consider twice  $k$  samples from two identical distributions where it is, however, unknown, if they are from the same distribution. We want to guarantee that these distributions are always considered equivalent with confidence  $1 - \delta$ . In the worst case, we estimate for one distribution as mean the upper limit of the interval, whereas we estimate the lower limit for the other distributions. Thus, as a simple upper bound, two distributions should be considered equal for a relative error up to  $(1 + 0.081)/(1 - 0.081) - 1 \approx 0.177$ . For simplicity, we round the relative error bound up to 20 percent in our experiments.

## D Complete Benchmarking Results

This appendix presents an exhaustive benchmarking of a publicly available test suite for MMs [56]. We stopped an experiment whenever we reached more than  $10^8$  executed steps including resets. In this case, a **X** is printed in the corresponding cell. Furthermore, notice that the number of executed actions can differ slightly between assuming a unique root or not despite the size of the expanded MM  $\mathcal{M}^d$  being the same, as we used a heuristic approach to find a solution to the RPP that can produce different results based on the input constellation.

Experiment $ \mathcal{M} $ $ I $	$d$	Adapted $L^*$		Using expansion $\mathcal{M}^d$					
		Inputs	Resets	<del>Unique root assumption</del>			Unique root assumption		
				$ \mathcal{M}^d $	Inputs	Resets	$ \mathcal{M}^d $	Inputs	Resets
test_M1 $ \mathcal{M}  = 5$ $ I  = 2$	0	12002	5996	3	6012	13	3	6012	13
	1	36000	12000	7	14012	2001	5	12012	13
	2	184000	40000	15	32012	4001	7	24012	13
	3	448000	80000	31	72012	8005	7	24012	13
	4	1056000	160000	63	160020	16009	7	24012	13
	5	2432000	320000	127	352036	32013	7	24012	13
coffeemachine $ \mathcal{M}  = 6$ $ I  = 4$	0	56164	23998	6	28229	6053	6	28229	6053
	1	320000	96000	11	54264	10053	7	31229	6053
	2	1664000	384000	21	130286	22053	8	47229	9053
	3	8192000	1536000	40	235286	33053	8	47229	9053
	4	38912000	6144000	78	649286	85053	8	47229	9053
	5	<b>X</b>	<b>X</b>	146	1211286	139053	8	47229	9053
naiks $ \mathcal{M}  = 4$ $ I  = 2$	0	16014	7995	4	7034	22	4	7034	22
	1	48000	16000	7	14030	2001	5	7042	22
	2	128000	32000	12	18034	2005	6	12044	22
	3	320000	64000	18	38034	4010	7	12046	22
	4	768000	128000	29	53050	5017	8	19046	22
	5	1792000	256000	43	94065	8021	9	19046	22
lee_yannakakis_ non_distinguishable $ \mathcal{M}  = 3$ $ I  = 2$	0	12002	5996	3	3024	13	3	3024	13
	1	36000	12000	4	4022	1002	3	3024	13
	2	96000	24000	5	5020	1005	3	3024	13
	3	240000	48000	6	6024	1009	3	3024	13
	4	576000	96000	7	7032	1012	3	3024	13
	5	1344000	192000	8	8036	1013	3	3024	13
lee_yannakakis_ distinguishable $ \mathcal{M}  = 6$ $ I  = 2$	0	42093	11999	6	12128	47	6	12128	47
	1	108000	24000	12	24128	1002	10	24128	47
	2	264000	48000	22	48128	2004	16	48128	47
	3	624000	96000	40	96128	4006	24	96128	47
	4	1440000	192000	72	192128	8011	32	192128	47
	5	3264000	384000	128	272116	16017	32	192128	47
cacm $ \mathcal{M}  = 3$ $ I  = 2$	0	12009	5996	3	4025	17	3	4025	17
	1	36000	12000	5	8033	1002	4	8033	17
	2	96000	24000	8	12021	2003	5	8035	17
	3	240000	48000	12	20035	2009	6	14037	17
	4	576000	96000	18	32037	4013	7	14037	17
	5	1344000	192000	26	48049	4016	8	22037	17

Table 2: Benchmarking results for small test examples

Experiment $ \mathcal{M} $ $ I $	$d$	Adapted $L^*$		Using expansion $\mathcal{M}^d$					
		Inputs	Resets	<del>Unique root assumption</del>			Unique root assumption		
				$ \mathcal{M}^d $	Inputs	Resets	$ \mathcal{M}^d $	Inputs	Resets
QUICprotocol with0RTT $ \mathcal{M}  = 7$ $ I  = 5$	0	100343	35013	7	42307	7126	7	42307	7126
	1	675000	175000	24	139455	10173	24	139455	10173
	2	4250000	875000	71	469769	28070	71	469769	28070
	3	25625000	4375000	209	1330886	70134	209	1327800	73220
	4	$\times$	$\times$	590	4455946	218196	590	4431932	242210
	5	$\times$	$\times$	1710	12910986	582227	1710	12896980	596233
QUICprotocol without0RTT $ \mathcal{M}  = 5$ $ I  = 4$	0	40044	19984	5	18110	4006	5	18110	4006
	1	240000	80000	15	42120	9022	15	42120	9022
	2	1280000	320000	32	91184	15054	32	91184	15054
	3	6400000	1280000	65	227216	32074	65	227216	32074
	4	30720000	5120000	135	516240	65081	135	516240	65081
	5	$\times$	$\times$	272	1146240	127081	272	1146240	127081

Table 3: Benchmarking results for QUIC models

Experiment $ \mathcal{M} $ $ I $	$d$	Adapted $L^*$		Using expansion $\mathcal{M}^d$					
		Inputs	Resets	<del>Unique root assumption</del>			Unique root assumption		
				$ \mathcal{M}^d $	Inputs	Resets	$ \mathcal{M}^d $	Inputs	Resets
TCP_Windows8_ Client $ \mathcal{M}  = 13$ $ I  = 10$	0	451474	129988	13	191112	41577	13	191112	41577
	1	5800000	1300000	26	371329	76577	22	367185	72577
	2	71000000	13000000	55	1029040	187492	43	964880	175492
	3	$\times$	$\times$	112	2310380	370577	76	1914220	322577
TCP_Windows8_ Server $ \mathcal{M}  = 38$ $ I  = 13$	0	3000500	496932	38	826054	79930	38	826054	79930
	1	43264000	6422000	175	2727659	245810	175	2727659	245810
	2	$\times$	$\times$	540	9358620	712750	540	9358620	712750
	3	$\times$	$\times$	1876	38731025	2669822	1876	38730029	2670818
TCP_Linux_Server $ \mathcal{M}  = 57$ $ I  = 12$	0	4890221	689529	57	984345	76509	57	984345	76509
	1	64080000	8208000	250	4121678	329843	250	4121678	329843
	2	$\times$	$\times$	816	14504719	989778	816	14504719	989778
	3	$\times$	$\times$	3009	59044755	3707765	3009	59044755	3707765
TCP_FreeBSD_Client $ \mathcal{M}  = 12$ $ I  = 10$	0	411309	119979	12	132927	33492	12	132927	33492
	1	5300000	1200000	20	292672	67619	20	292672	67619
	2	65000000	12000000	29	501792	109397	29	501792	109397
	3	$\times$	$\times$	40	793047	157492	40	793047	157492
TCP_FreeBSD_Server $ \mathcal{M}  = 55$ $ I  = 13$	0	5264093	721093	55	1084725	78344	55	1084725	78344
	1	75712000	9295000	277	5191973	349095	277	5191973	349095
	2	$\times$	$\times$	953	18597638	1078072	953	18597638	1078072
	3	$\times$	$\times$	3764	83240186	4316627	3764	83240186	4316627
TCP_Linux_Client $ \mathcal{M}  = 15$ $ I  = 10$	0	532543	150102	15	163894	36864	15	163894	36864
	1	6800000	1500000	29	419753	83768	29	419753	83768
	2	83000000	15000000	54	816767	150755	54	816767	150755
	3	$\times$	$\times$	103	1965138	317848	103	1965138	317848

Table 4: Benchmarking results for TCP examples

Experiment $ \mathcal{M} $ $ I $	$d$	Adapted $L^*$		Using expansion $\mathcal{M}^d$					
		Inputs	Resets	<del>Unique root assumption</del>			Unique root assumption		
				$ \mathcal{M}^d $	Inputs	Resets	$ \mathcal{M}^d $	Inputs	Resets
DropBear $ \mathcal{M}  = 17$ $ I  = 13$	0	1056102	220971	17	519773	92784	17	519773	92784
	1	16562000	2873000	129	1638389	236696	129	1638389	236696
	2	$\times$	$\times$	398	4046296	483026	398	4046296	483026
	3	$\times$	$\times$	941	8632502	879777	941	8632502	879777
BitVise $ \mathcal{M}  = 66$ $ I  = 13$	0	6146789	865015	66	2302927	297984	66	2302927	297984
	1	$\times$	$\times$	460	6936344	765624	460	6936344	765624
	2	$\times$	$\times$	1497	20349851	1995293	1497	20349851	1995293
	3	$\times$	$\times$	4250	59621666	5294902	4250	59621666	5294902
OpenSSH $ \mathcal{M}  = 31$ $ I  = 22$	0	3226857	684790	31	1397387	254145	31	1397387	254145
	1	$\times$	$\times$	313	2917680	500840	313	2917680	500840
	2	$\times$	$\times$	870	6972487	1031387	870	6972487	1031387
	3	$\times$	$\times$	2021	15582811	1999494	2021	15582811	1999494

Table 5: Benchmarking results for SSH models

Experiment $ \mathcal{M} $ $ I $	$d$	Adapted $L^*$		Using expansion $\mathcal{M}^d$					
		Inputs	Resets	<del>Unique root assumption</del>			Unique root assumption		
				$ \mathcal{M}^d $	Inputs	Resets	$ \mathcal{M}^d $	Inputs	Resets
learnresult_old_device- simple_fix $ \mathcal{M}  = 4$ $ I  = 5$	0	50055	19985	4	13229	101	4	13229	101
	1	350000	100000	10	33303	1017	8	33271	101
	2	2250000	500000	24	81326	3027	17	73285	101
	3	13750000	2500000	59	235304	7048	40	220285	101
learnresult_old_ 500_10-15_fix $ \mathcal{M}  = 22$ $ I  = 8$	0	614899	176517	22	228281	34034	22	228281	34034
	1	6144000	1408000	120	996778	153039	120	996778	153039
	2	60416000	11264000	464	3754690	507235	464	3754690	507235
	3	$\times$	$\times$	1540	13662618	1597404	1540	13662618	1597404
learnresult_new_ device-simple_fix $ \mathcal{M}  = 3$ $ I  = 5$	0	30050	14990	3	6165	76	3	6165	76
	1	225000	75000	7	18193	1017	6	18193	76
	2	1500000	375000	16	36201	3027	12	34201	76
	3	9375000	1875000	35	104215	5055	24	98201	76
learnresult_new_x W-method_fix $ \mathcal{M}  = 8$ $ I  = 8$	0	192788	64026	8	63014	6141	8	63014	6141
	1	1984000	512000	35	208416	18159	33	198421	14252
	2	19968000	4096000	107	651727	34317	97	620624	34317
	3	$\times$	$\times$	331	2323554	140343	301	2182560	128382
learnresult_new_Rand_ 500_10-15_MC_fix $ \mathcal{M}  = 11$ $ I  = 8$	0	313673	88113	11	133652	8228	11	133652	8228
	1	3136000	704000	57	459814	30262	53	445659	22375
	2	30720000	5632000	189	1511440	80389	166	1395220	58448
	3	$\times$	$\times$	593	5551475	230460	520	5203272	198538

Table 6: Benchmarking results for e.identifier2

Experiment $ \mathcal{M} $ $ I $	$d$	Adapted $L^*$		Using expansion $\mathcal{M}^d$					
		Inputs	Resets	<del>Unique root assumption</del>			Unique root assumption		
				$ \mathcal{M}^d $	Inputs	Resets	$ \mathcal{M}^d $	Inputs	Resets
Volksbank_learnresult_ MAESTRO_fix $ \mathcal{M}  = 7$ $ I  = 14$	0	337050	97916	7	81436	1374	7	81436	1374
	1	6076000	1372000	36	205001	1374	36	205001	1374
	2	$\times$	$\times$	119	1265611	10399	119	1265611	10399
	3	$\times$	$\times$	499	5084503	34701	499	5084503	34701
Rabo_learnresult_ SecureCode_Aut_fix $ \mathcal{M}  = 6$ $ I  = 15$	0	286080	89925	6	150865	1352	6	150865	1352
	1	5625000	1350000	58	506518	1421	58	506518	1421
	2	$\times$	$\times$	194	2576834	13442	194	2576834	13442
	3	$\times$	$\times$	882	17605065	66619	882	17605065	66619
4_learnresult_ SecureCode_Aut_fix $ \mathcal{M}  = 4$ $ I  = 14$	0	140658	55958	4	62109	1170	4	62109	1170
	1	2744000	784000	29	146592	1365	29	146592	1365
	2	49392000	10976000	80	950038	12385	80	950038	12385
	3	$\times$	$\times$	384	4012765	51538	384	4012765	51538
ASN_learnresult_ MAESTRO_fix $ \mathcal{M}  = 6$ $ I  = 14$	0	252938	83930	6	128483	1178	6	128483	1178
	1	4704000	1176000	55	428375	1365	55	428375	1365
	2	82320000	16464000	182	2189130	12385	182	2189130	12385
	3	$\times$	$\times$	860	12183466	62531	860	12183466	62531
learnresult_fix $ \mathcal{M}  = 9$ $ I  = 15$	0	466575	134880	9	70622	2027	9	70622	2027
	1	9000000	2025000	35	250420	2772	35	250420	2772
	2	$\times$	$\times$	110	614839	10659	110	614839	10659
	3	$\times$	$\times$	300	1835242	47169	300	1835242	47169
10_learnresult_ MasterCard_fix $ \mathcal{M}  = 6$ $ I  = 14$	0	252938	83930	6	128483	1178	6	128483	1178
	1	4704000	1176000	55	428375	1365	55	428375	1365
	2	82320000	16464000	182	2189130	12385	182	2189130	12385
	3	$\times$	$\times$	860	12183466	62531	860	12183466	62531
ASN_learnresult_ SecureCode_Aut_fix $ \mathcal{M}  = 4$ $ I  = 14$	0	140658	55958	4	62109	1170	4	62109	1170
	1	2744000	784000	29	146592	1365	29	146592	1365
	2	49392000	10976000	80	950038	12385	80	950038	12385
	3	$\times$	$\times$	384	4012765	51538	384	4012765	51538
4_learnresult_PIN_fix $ \mathcal{M}  = 6$ $ I  = 14$	0	252938	83930	6	128483	1178	6	128483	1178
	1	4704000	1176000	55	428375	1365	55	428375	1365
	2	82320000	16464000	182	2189130	12385	182	2189130	12385
	3	$\times$	$\times$	860	12183466	62531	860	12183466	62531
1_learnresult_ MasterCard_fix $ \mathcal{M}  = 5$ $ I  = 15$	0	210930	74940	5	106497	1197	5	106497	1197
	1	4275000	1125000	45	264049	1421	45	264049	1421
	2	81000000	16875000	127	1767225	12448	127	1767225	12448
	3	$\times$	$\times$	644	8079090	54622	644	8079090	54622
4_learnresult_ MAESTRO_fix $ \mathcal{M}  = 6$ $ I  = 14$	0	252938	83930	6	128483	1178	6	128483	1178
	1	4704000	1176000	55	428375	1365	55	428375	1365
	2	82320000	16464000	182	2189130	12385	182	2189130	12385
	3	$\times$	$\times$	860	12183466	62531	860	12183466	62531
Rabo_learnresult_ MAESTRO_fix $ \mathcal{M}  = 6$ $ I  = 14$	0	252938	83930	6	128483	1178	6	128483	1178
	1	4704000	1176000	55	428375	1365	55	428375	1365
	2	82320000	16464000	182	2189130	12385	182	2189130	12385
	3	$\times$	$\times$	860	12183466	62531	860	12183466	62531

Table 7: Benchmarking results for collection of bank cards



Experiment $ \mathcal{M} $ $ I $	$d$	Adapted $L^*$		Using expansion $\mathcal{M}^d$						
		Inputs	Resets	Unique root assumption			Unique root assumption			
		$ \mathcal{M}^d $	Inputs	Resets	$ \mathcal{M}^d $	Inputs	Resets	$ \mathcal{M}^d $	Inputs	Resets
ActiveMQ_invalid $ \mathcal{M}  = 5$ $ I  = 11$	0	143473	54956	5	69012	606	5	69012	606	
	1	2178000	605000	30	187092	1101	10	187092	606	
	2	30613000	6655000	85	793958	7131	20	473108	606	
	3	$\times$	$\times$	320	2705688	19256	40	1145108	606	
mosquitto_invalid $ \mathcal{M}  = 3$ $ I  = 11$	0	66308	32978	3	32565	364	3	32565	364	
	1	1089000	363000	16	56853	1101	4	56583	364	
	2	15972000	3993000	35	320897	7131	5	86585	364	
	3	$\times$	$\times$	132	674789	13246	6	122585	364	
mosquitto_single_client $ \mathcal{M}  = 10$ $ I  = 11$	0	352869	109901	10	110782	24631	10	110782	24631	
	1	5082000	1210000	27	405094	75631	27	405094	75631	
	2	69212000	13310000	78	1440166	228631	78	1440166	228631	
	3	$\times$	$\times$	231	5004166	687631	231	5004166	687631	
VerneMQ_two_client_will_retain $ \mathcal{M}  = 17$ $ I  = 9$	0	598962	153410	17	144198	2194	17	144198	2194	
	1	6237000	1377000	95	756356	3875	88	756356	2194	
	2	68526000	12393000	467	3859491	14441	411	3756464	2194	
	3	$\times$	$\times$	2346	20548404	55411	2001	19834843	15191	
VerneMQ_two_client $ \mathcal{M}  = 16$ $ I  = 9$	0	504801	143865	16	85296	4257	16	85296	4257	
	1	5832000	1296000	61	336310	18292	58	332278	17344	
	2	64152000	11664000	227	1352235	70385	215	1315305	67497	
	3	$\times$	$\times$	850	5404624	264603	806	5217721	258693	
hbmqtt_non_clean $ \mathcal{M}  = 10$ $ I  = 6$	0	222779	60039	10	29270	4118	10	29270	4118	
	1	1692000	360000	21	67578	8200	20	66605	7245	
	2	12312000	2160000	44	150945	15291	40	145946	14316	
	3	86832000	12960000	90	316975	29351	79	288988	25366	
hbmqtt_invalid $ \mathcal{M}  = 3$ $ I  = 11$	0	66308	32978	3	4763	1222	3	4763	1222	
	1	1089000	363000	4	4803	1222	3	4763	1222	
	2	15972000	3993000	5	8805	2222	3	4763	1222	
	3	$\times$	$\times$	6	8805	2222	3	4763	1222	
ActiveMQ_two_client_will_retain $ \mathcal{M}  = 18$ $ I  = 9$	0	654848	162613	18	165292	2603	18	165292	2603	
	1	6804000	1458000	103	900522	4242	96	900522	2603	
	2	74358000	13122000	513	4613907	14621	457	4522952	2603	
	3	$\times$	$\times$	2589	24228939	56464	2235	23431066	7593	
VerneMQ_simple $ \mathcal{M}  = 3$ $ I  = 7$	0	42112	20986	3	17248	148	3	17248	148	
	1	441000	147000	10	29352	1037	4	29262	148	
	2	4116000	1029000	20	98375	4055	5	44264	148	
	3	36015000	7203000	51	194336	7101	6	62264	148	
emqtt_two_client_will_retain $ \mathcal{M}  = 18$ $ I  = 9$	0	654848	162613	18	165292	2603	18	165292	2603	
	1	6804000	1458000	103	900522	4242	96	900522	2603	
	2	74358000	13122000	513	4613907	14621	457	4520088	5467	
	3	$\times$	$\times$	2589	24229672	55731	2235	23415082	23577	
emqtt_non_clean $ \mathcal{M}  = 12$ $ I  = 6$	0	312298	71959	12	48004	494	12	48004	494	
	1	2304000	432000	35	174314	2017	32	174314	494	
	2	16416000	2592000	108	608484	6051	93	590484	494	
	3	$\times$	$\times$	336	2040538	18105	275	1926526	494	
ActiveMQ_simple $ \mathcal{M}  = 4$ $ I  = 7$	0	56147	27979	4	22300	6002	4	22300	6002	
	1	588000	196000	16	43400	9086	16	43400	9086	
	2	5488000	1372000	34	148572	27146	34	148572	27146	
	3	48020000	9604000	88	358575	54190	88	358575	54190	
VerneMQ_invalid $ \mathcal{M}  = 3$ $ I  = 11$	0	66308	32978	3	32565	364	3	32565	364	
	1	1089000	363000	16	56853	1101	4	56583	364	
	2	15972000	3993000	35	320897	7131	5	86585	364	
	3	$\times$	$\times$	132	674789	13246	6	122585	364	
hbmqtt_single_client $ \mathcal{M}  = 10$ $ I  = 11$	0	352869	109901	10	83236	16768	10	83236	16768	
	1	5082000	1210000	27	295596	50768	27	295596	50768	
	2	69212000	13310000	78	1033668	152768	78	1033668	152768	
	3	$\times$	$\times$	231	3553668	458768	231	3553668	458768	
hbmqtt_two_client $ \mathcal{M}  = 9$ $ I  = 9$	0	243495	80928	9	32486	3193	9	32486	3193	
	1	2916000	729000	25	89799	9220	23	85792	8285	
	2	32805000	6561000	66	252707	22341	59	233751	21405	
	3	$\times$	$\times$	173	714156	57517	153	647159	55546	

Table 8: Benchmarking results for MQTT models (part 1)

Experiment $ \mathcal{M} $ $ I $	$d$	Adapted $L^*$		Using expansion $\mathcal{M}^d$					
		Inputs	Resets	Unique root assumption			Unique root assumption		
				$ \mathcal{M}^d $	Inputs	Resets	$ \mathcal{M}^d $	Inputs	Resets
VerneMQ_non_clean $ \mathcal{M}  = 12$ $ I  = 6$	0	312882	72033	12	48526	615	12	48526	615
	1	2304000	432000	35	174864	2017	32	174864	615
	2	16416000	2592000	108	609195	6059	93	591195	615
	3	X	X	336	2041269	18123	275	1927249	615
hbmqt_two_client_ will_retain $ \mathcal{M}  = 17$ $ I  = 9$	0	544440	153343	17	94781	6849	17	94781	6849
	1	6237000	1377000	62	348748	25885	59	341298	24569
	2	68526000	12393000	218	1340374	89626	203	1275611	86860
	3	X	X	772	5153270	328984	721	4967676	321186
emqtt_single_client $ \mathcal{M}  = 10$ $ I  = 11$	0	353302	109980	10	111130	24698	10	111130	24698
	1	5082000	1210000	27	405442	75698	27	405442	75698
	2	69212000	13310000	78	1440586	228698	78	1440586	228698
	3	X	X	231	5004594	687698	231	5004594	687698
ActiveMQ_single_client $ \mathcal{M}  = 8$ $ I  = 11$	0	253726	87923	8	75118	18503	8	75118	18503
	1	3751000	968000	19	250328	51503	19	250328	51503
	2	51909000	10648000	48	796372	138503	48	796372	138503
	3	X	X	124	2454372	366503	124	2454372	366503
VerneMQ_two_client_ same_id $ \mathcal{M}  = 7$ $ I  = 11$	0	198945	76994	7	35583	919	7	35583	919
	1	3025000	847000	25	141053	2082	19	131909	919
	2	42592000	9317000	86	505802	9207	53	409998	919
	3	X	X	298	1838198	28524	145	1285009	919
mosquitto_two_client $ \mathcal{M}  = 16$ $ I  = 9$	0	504801	143865	16	85296	4257	16	85296	4257
	1	5832000	1296000	61	336310	18292	58	332278	17344
	2	64152000	11664000	227	1352235	70385	215	1315305	67497
	3	X	X	850	5404624	264603	806	5217721	258693
mosquitto_non_clean $ \mathcal{M}  = 12$ $ I  = 6$	0	312882	72033	12	48526	615	12	48526	615
	1	2304000	432000	35	174864	2017	32	174864	615
	2	16416000	2592000	108	609195	6059	93	591195	615
	3	X	X	336	2041269	18123	275	1927249	615
emqtt_simple $ \mathcal{M}  = 3$ $ I  = 7$	0	42112	20986	3	17248	148	3	17248	148
	1	441000	147000	10	29352	1037	4	29262	148
	2	4116000	1029000	20	98375	4055	5	44264	148
	3	36015000	7203000	51	194336	7101	6	62264	148
ActiveMQ_non_clean $ \mathcal{M}  = 12$ $ I  = 6$	0	312882	72033	12	48526	615	12	48526	615
	1	2304000	432000	35	174864	2017	32	174864	615
	2	16416000	2592000	108	609195	6059	93	591195	615
	3	X	X	336	2041269	18123	275	1927249	615
mosquitto_mosquitto $ \mathcal{M}  = 3$ $ I  = 7$	0	42112	20986	3	17248	148	3	17248	148
	1	441000	147000	10	29352	1037	4	29262	148
	2	4116000	1029000	20	98375	4055	5	44264	148
	3	36015000	7203000	51	194336	7101	6	62264	148
mosquitto_two_client_ same_id $ \mathcal{M}  = 7$ $ I  = 11$	0	198945	76994	7	36561	919	7	36561	919
	1	3025000	847000	25	146690	2082	19	137546	919
	2	42592000	9317000	86	518824	9207	53	418998	919
	3	X	X	298	1930186	28524	145	1317003	919
VerneMQ_single_client $ \mathcal{M}  = 10$ $ I  = 11$	0	352869	109901	10	111768	24631	10	111768	24631
	1	5082000	1210000	27	408091	75631	27	408091	75631
	2	69212000	13310000	78	1449166	228631	78	1449166	228631
	3	X	X	231	5031166	687631	231	5031166	687631
emqtt_invalid $ \mathcal{M}  = 3$ $ I  = 11$	0	66308	32978	3	32553	364	3	32553	364
	1	1089000	363000	17	86823	2082	5	68571	364
	2	15972000	3993000	55	626885	14124	7	116573	364
	3	X	X	261	1827065	38240	9	176573	364
emqtt_two_client $ \mathcal{M}  = 16$ $ I  = 9$	0	504801	143865	16	85296	4257	16	85296	4257
	1	5832000	1296000	61	336310	18292	58	332278	17344
	2	64152000	11664000	227	1352235	70385	215	1315305	67497
	3	X	X	850	5404624	264603	806	5217721	258693
hbmqt_simple $ \mathcal{M}  = 5$ $ I  = 7$	0	70182	34972	5	19425	7001	5	19425	7001
	1	735000	245000	16	36543	9129	16	36543	9129
	2	6860000	1715000	31	77647	13204	31	77647	13204
	3	60025000	12005000	60	198720	31241	60	198720	31241

Table 9: Benchmarking results for MQTT models (part 2)

Experiment $ \mathcal{M} $ $ I $	$d$	Adapted $L^*$		Using expansion $\mathcal{M}^d$					
		Inputs	Resets	<del>Unique root assumption</del>			Unique root assumption		
				$ \mathcal{M}^d $	Inputs	Resets	$ \mathcal{M}^d $	Inputs	Resets
emqtt_two_client_ same_id $ \mathcal{M}  = 7$ $ I  = 11$	0	198945	76994	7	35583	919	7	35583	919
	1	3025000	847000	25	141053	2082	19	131909	919
	2	42592000	9317000	86	505802	9207	53	409998	919
	3	$\times$	$\times$	298	1838198	28524	145	1285009	919
mosquitto_two_client_ will_retain $ \mathcal{M}  = 18$ $ I  = 9$	0	652624	162340	18	163290	2176	18	163290	2176
	1	6804000	1458000	103	898463	3881	96	898463	2176
	2	74358000	13122000	513	4611829	14137	457	4519893	3162
	3	$\times$	$\times$	2589	24227465	55352	2235	23406857	29150

Table 10: Benchmarking results for MQTT models (part 3)

Experiment $ \mathcal{M} $ $ I $	$d$	Adapted $L^*$		Using expansion $\mathcal{M}^d$					
		Inputs	Resets	<del>Unique root assumption</del>			Unique root assumption		
				$ \mathcal{M}^d $	Inputs	Resets	$ \mathcal{M}^d $	Inputs	Resets
GnuTLS_3 $ \mathcal{M}  = 11$ $ I  = 8$	0	298250	88149	11	188005	52076	11	188005	52076
	1	3072000	704000	15	284005	73076	15	284005	73076
	2	30208000	5632000	18	365005	89076	18	365005	89076
	3	$\times$	$\times$	20	426005	100076	20	426005	100076
OpenSSL_1 $ \mathcal{M}  = 6$ $ I  = 7$	0	119182	41965	6	81361	27015	6	81361	27015
	1	1127000	294000	6	81361	27015	6	81361	27015
	2	9947000	2058000	6	81361	27015	6	81361	27015
	3	84035000	14406000	6	81361	27015	6	81361	27015
GnuTLS_3 $ \mathcal{M}  = 7$ $ I  = 8$	0	160296	55952	7	107552	35029	7	107552	35029
	1	1728000	448000	8	131555	41029	8	131555	41029
	2	17408000	3584000	9	161556	47029	9	161556	47029
	3	$\times$	$\times$	10	196556	53029	10	196556	53029
OpenSSL_1 $ \mathcal{M}  = 11$ $ I  = 7$	0	259591	76983	11	194765	54030	11	194765	54030
	1	2352000	539000	11	194765	54030	11	194765	54030
	2	20237000	3773000	11	194765	54030	11	194765	54030
	3	$\times$	$\times$	11	194765	54030	11	194765	54030
GnuTLS_3 $ \mathcal{M}  = 7$ $ I  = 8$	0	160296	55952	7	107552	35029	7	107552	35029
	1	1728000	448000	8	131555	41029	8	131555	41029
	2	17408000	3584000	9	161556	47029	9	161556	47029
	3	$\times$	$\times$	10	196556	53029	10	196556	53029
JSSE_1 $ \mathcal{M}  = 9$ $ I  = 8$	0	248336	71936	9	164780	45056	9	164780	45056
	1	2560000	576000	11	223796	55056	11	223796	55056
	2	25088000	4608000	15	349804	74056	15	349804	74056
	3	$\times$	$\times$	20	550804	102056	20	550804	102056
JSSE_1 $ \mathcal{M}  = 9$ $ I  = 8$	0	240344	71936	9	158776	44063	9	158776	44063
	1	2496000	576000	12	236801	57063	12	236801	57063
	2	24576000	4608000	18	423816	85063	18	423816	85063
	3	$\times$	$\times$	26	753816	129063	26	753816	129063
OpenSSL_1 $ \mathcal{M}  = 10$ $ I  = 7$	0	245252	69937	10	178588	47033	10	178588	47033
	1	2205000	490000	11	198588	52033	11	198588	52033
	2	18865000	3430000	12	223588	57033	12	223588	57033
	3	$\times$	$\times$	13	265588	64033	13	265588	64033
OpenSSL_1 $ \mathcal{M}  = 9$ $ I  = 10$	0	260877	89952	9	199182	65030	9	199182	65030
	1	3500000	900000	10	239185	73030	10	239185	73030
	2	44000000	9000000	11	292186	82030	11	292186	82030
	3	$\times$	$\times$	11	292186	82030	11	292186	82030
NSS_3 $ \mathcal{M}  = 8$ $ I  = 8$	0	200320	63944	8	147626	42007	8	147626	42007
	1	2112000	512000	8	147626	42007	8	147626	42007
	2	20992000	4096000	8	147626	42007	8	147626	42007
	3	$\times$	$\times$	8	147626	42007	8	147626	42007
GnuTLS_3 $ \mathcal{M}  = 9$ $ I  = 12$	0	313275	107944	9	246647	80033	9	246647	80033
	1	5040000	1296000	10	296650	90033	10	296650	90033
	2	76032000	15552000	11	361651	101033	11	361651	101033
	3	$\times$	$\times$	11	361651	101033	11	361651	101033

Table 11: Benchmarking results for TLS (part 1)

Experiment		Adapted $L^*$		Using expansion $\mathcal{M}^d$					
				Unique root assumption		Unique root assumption			
GnuTLS_3 $ \mathcal{M}  = 12 \quad  I  = 8$	0	321319	96042	12	204444	56099	12	204444	56099
	1	3328000	768000	18	348458	87099	18	348458	87099
	2	32768000	6144000	26	606462	136099	26	606462	136099
	3	$\times$	$\times$	32	842464	176099	32	842464	176099
OpenSSL_1 $ \mathcal{M}  = 16 \quad  I  = 7$	0	413914	111985	16	309109	78055	16	309109	78055
	1	3675000	784000	18	359109	89055	18	359109	89055
	2	31213000	5488000	19	389109	95055	19	389109	95055
	3	$\times$	$\times$	19	389109	95055	19	389109	95055
NSS_3 $ \mathcal{M}  = 7 \quad  I  = 8$	0	184272	55952	7	141522	41011	7	141522	41011
	1	1920000	448000	7	141522	41011	7	141522	41011
	2	18944000	3584000	7	141522	41011	7	141522	41011
	3	$\times$	$\times$	7	141522	41011	7	141522	41011
miTLS_0 $ \mathcal{M}  = 6 \quad  I  = 8$	0	136256	47960	6	105435	35006	6	105435	35006
	1	1472000	384000	6	105435	35006	6	105435	35006
	2	14848000	3072000	6	105435	35006	6	105435	35006
	3	$\times$	$\times$	6	105435	35006	6	105435	35006
RSA_BSAFE_Java_6 $ \mathcal{M}  = 6 \quad  I  = 8$	0	136256	47960	6	105435	35006	6	105435	35006
	1	1472000	384000	6	105435	35006	6	105435	35006
	2	14848000	3072000	6	105435	35006	6	105435	35006
	3	$\times$	$\times$	6	105435	35006	6	105435	35006
OpenSSL_1 $ \mathcal{M}  = 10 \quad  I  = 7$	0	217535	69984	10	157702	48028	10	157702	48028
	1	2009000	490000	10	157702	48028	10	157702	48028
	2	17493000	3430000	10	157702	48028	10	157702	48028
	3	$\times$	$\times$	10	157702	48028	10	157702	48028
RSA_BSAFE_C_4 $ \mathcal{M}  = 9 \quad  I  = 8$	0	208376	71936	9	156630	51019	9	156630	51019
	1	2240000	576000	11	220634	66019	11	220634	66019
	2	22528000	4608000	11	220634	66019	11	220634	66019
	3	$\times$	$\times$	11	220634	66019	11	220634	66019
GnuTLS_3 $ \mathcal{M}  = 15 \quad  I  = 12$	0	617894	180370	15	453122	125131	15	453122	125131
	1	9504000	2160000	23	789136	197131	23	789136	197131
	2	$\times$	$\times$	32	1247139	281131	32	1247139	281131
	3	$\times$	$\times$	39	1659139	348131	39	1659139	348131
OpenSSL_1 $ \mathcal{M}  = 7 \quad  I  = 7$	0	133217	48958	7	94403	33015	7	94403	33015
	1	1274000	343000	7	94403	33015	7	94403	33015
	2	11319000	2401000	7	94403	33015	7	94403	33015
	3	$\times$	$\times$	7	94403	33015	7	94403	33015
GnuTLS_3 $ \mathcal{M}  = 9 \quad  I  = 12$	0	325454	107992	9	249665	77049	9	249665	77049
	1	5184000	1296000	12	355674	105049	12	355674	105049
	2	77760000	15552000	17	555678	155049	17	555678	155049
	3	$\times$	$\times$	22	802678	205049	22	802678	205049
GnuTLS_3 $ \mathcal{M}  = 16 \quad  I  = 11$	0	621536	176475	16	444206	117170	16	444206	117170
	1	8712000	1936000	28	881237	214170	28	881237	214170
	2	$\times$	$\times$	48	1777256	391170	48	1777256	391170
	3	$\times$	$\times$	72	2937260	608170	72	2937260	608170
OpenSSL_1 $ \mathcal{M}  = 6 \quad  I  = 7$	0	119182	41965	6	81361	27015	6	81361	27015
	1	1127000	294000	6	81361	27015	6	81361	27015
	2	9947000	2058000	6	81361	27015	6	81361	27015
	3	84035000	14406000	6	81361	27015	6	81361	27015
NSS_3 $ \mathcal{M}  = 11 \quad  I  = 12$	0	433527	131930	11	370928	108016	11	370928	108016
	1	6768000	1584000	12	425929	119016	12	425929	119016
	2	$\times$	$\times$	13	491930	130016	13	491930	130016
	3	$\times$	$\times$	14	560930	140016	14	560930	140016
OpenSSL_1 $ \mathcal{M}  = 6 \quad  I  = 7$	0	119182	41965	6	81361	27015	6	81361	27015
	1	1127000	294000	6	81361	27015	6	81361	27015
	2	9947000	2058000	6	81361	27015	6	81361	27015
	3	84035000	14406000	6	81361	27015	6	81361	27015

Table 12: Benchmarking results for TLS (part 2)