

The Fools are Certain; the Wise are Doubtful: Exploring LLM Confidence in Code Completion

Zoe Kotti^{1*}, Konstantina Dritsa¹, Diomidis Spinellis¹,
Panos Louridas¹

^{1*}Department of Management Science and Technology, Athens
University of Economics and Business, Athens, Greece.

*Corresponding author(s). E-mail(s): zoekotti@aueb.gr;
Contributing authors: dritsakon@aueb.gr; dds@aueb.gr;
louridas@aueb.gr;

Abstract

Code completion entails the task of providing missing tokens given a surrounding context. It can boost developer productivity while providing a powerful code discovery tool. Following the Large Language Model (LLM) wave, code completion has been approached with diverse LLMs fine-tuned on code (code LLMs). The performance of code LLMs can be assessed with downstream and intrinsic metrics. Downstream metrics are usually employed to evaluate the practical utility of a model, but can be unreliable and require complex calculations and domain-specific knowledge. In contrast, intrinsic metrics such as perplexity, entropy, and mutual information, which measure model confidence or uncertainty, are simple, versatile, and universal across LLMs and tasks, and can serve as proxies for functional correctness and hallucination risk in LLM-generated code. Motivated by this, we evaluate the confidence of LLMs when generating code by measuring code perplexity across programming languages, models, and datasets using various LLMs, and a sample of 1008 files from 657 GitHub projects. We find that strongly-typed languages exhibit lower perplexity than dynamically typed languages. Scripting languages also demonstrate higher perplexity. Perl appears universally high in perplexity, whereas Java appears low. Code perplexity depends on the employed LLM, but not on the code dataset. Although code comments often increase perplexity, the language ranking based on perplexity is barely affected by their presence. LLM researchers, developers, and users can employ our findings to assess the benefits and suitability of LLM-based code completion in specific software projects based on how language, model choice, and code characteristics impact model confidence.

Keywords: code completion, large language models, model confidence, perplexity

“The fundamental cause of the trouble is that in the modern world the stupid are cocksure while the intelligent are full of doubt.”

— Bertrand Russell (1998)

1 Introduction

Code completion entails the task of providing missing tokens given a surrounding context (Kim et al, 2021). It is commonly encountered in IDEs and powerful editors, where it provides developers with code suggestions based on the code they have already typed (Wang and Chen, 2023). Code completion can boost developer productivity by generating entire code blocks or functions (with varying degrees of correctness) (Kim et al, 2021; Barke et al, 2023; Li et al, 2024; Husein et al, 2025). At the same time, it makes an unobtrusive code discovery tool by allowing developers to stay in the same mental context when looking for some functionality, instead of browsing through developer question-and-answer websites (Kim et al, 2021; Wang and Chen, 2023).

Similar to word prediction, Large Language Models (LLMs) can be leveraged to predict code tokens based on semantic insights from existing code and comments, provided they can be fine-tuned for code tasks using code data. This has led to the development of specialized models for code known as *code LLMs* (Pan et al, 2024) or *LLMs4Code* (Sharma, 2024). Code LLMs find applications in diverse software engineering tasks including code generation (Zan et al, 2023), code understanding (Nam et al, 2024), and code translation (Pan et al, 2024).

The performance of code LLMs can be assessed with two types of metrics: downstream and intrinsic. The former are usually employed to evaluate the practical utility of a model, while the latter can assess model confidence or uncertainty. Downstream metrics may not always be reliable, and typically require domain-specific knowledge and complex calculations (Huyen, 2019; Liu et al, 2024a). In contrast, intrinsic metrics are simple, versatile, and universal across LLMs and tasks (Huyen, 2019; Farquhar et al, 2024). At the same time, they provide valuable insights during the model training process by helping the understanding of how effectively the model is learning to make predictions from the training data (Huyen, 2019; Li et al, 2023). Such insights can be used to adjust the training strategy and model architecture.

Despite these advantages, downstream metrics dominate current practice in code generation evaluation. A recent review (Hou et al, 2024) found over 300 papers using 18 different downstream metrics including *BLEU Score*, *Pass@k*, *Accuracy/Accuracy@k*, *Exact Match*, and *CodeBLEU*. Only one study (Xu et al, 2022b) employed perplexity (Jelinek et al, 1977) as a primary intrinsic metric, highlighting an opportunity to assess LLM confidence more systematically.

In addition, there has been an increasing focus on code hallucinations: plausible-looking but incorrect code fragments that can mislead developers. Researchers have recently introduced a taxonomy of hallucinations in code generation, and a benchmark

to detect such issues (Agarwal et al, 2024). Complementary to hallucination detection, understanding and quantifying model uncertainty (and by extension, *confidence*) may offer early indicators of potential issues in generated code before they are propagated into codebases (Spiess et al, 2025).

Confidence evaluation metrics (*e.g.*, entropy, mutual information, perplexity) can serve as *proxies* for correctness and hallucination risk in LLM-generated code. Sharma et al. (2025) empirically showed that higher entropy and mutual information correlate with lower functional correctness.

In this work we focus on *perplexity*. Perplexity measures a model’s confidence in predicting the next token based on the context provided by the previous tokens (Huyen, 2019; Yang et al, 2024). The higher the perplexity, the less confident a model is: intuitively, the more perplexed a model is, the more uncertain it is about its predictions. Perplexity has been found to be positively correlated with error rate (Bahl et al, 1983). In certain tasks (*e.g.*, sentiment analysis, multi-genre natural language inference, code completion, program synthesis) improved (that is, lower) perplexity seems to improve end-task performance, thus providing for practitioners a lightweight and early indicator of potential issues in generated code (Liu et al, 2019; Xu et al, 2022b; Nijkamp et al, 2023). As a consequence, perplexity, as a confidence measure, can offer valuable support for risk assessment and quality enhancement within development workflows. For example, development teams could adopt a code review policy based on the confidence of the LLM-generated code: highly confident code suggestions could be reviewed more lightly than moderate- or low-confidence ones (Spiess et al, 2025).

Mathematically, perplexity is defined as the exponentiated cross-entropy loss of a prediction sequence (Jelinek et al, 1977). Given a tokenized sequence $X = (x_1, x_2, \dots, x_N)$ it can therefore be calculated as:

$$\text{Perplexity}(X) = 2^{-\frac{1}{N} \sum_{i=0}^N \lg p(x_i | x_{<i})} \quad (1)$$

In LLMs, the tokenized sequence is the sequence of predictions. If the model is very confident in its prediction, each $p(x_i | x_{<i})$ will be equal to one and the perplexity will be one. If the model gives equal probability to each word for all predictions, then the perplexity will be equal to the size of the vocabulary.

Code produced by LLMs exhibits more consistent line-by-line perplexity compared to human-authored code (Xu and Sheng, 2024). Still, limited research has been conducted on code perplexity through LLMs. To fill this gap in this study we investigate code perplexity across diverse programming languages, models, and datasets using multiple LLMs. Specifically, we set out to answer the following research questions:

RQ1 How does code perplexity vary across programming languages when measured through LLMs?

RQ2 How do intrinsic language properties and code structure features affect an LLM’s measured code perplexity?

RQ3 How does code perplexity vary across LLMs on a multilingual code corpus?

RQ4 How do different evaluation datasets affect an LLM’s measured code perplexity?

This study makes the following contributions:

- A reproducible method and an open-source toolkit for computing code perplexity using multiple LLMs, enabling standardized evaluations across programming languages and datasets.
- The first large-scale, language-specific analysis of code perplexity measured through LLMs, offering new insights into how model confidence varies across programming languages.
- Analysis of the relationship between language properties and code structure features and LLM perplexity, showing that strongly-typed and more recent languages generally exhibit lower perplexity, while comments increase it.
- An assessment regarding the generalizability of code perplexity across LLMs and benchmark datasets, providing patterns that can inform model selection and training strategies.
- Contextualization of the findings in relation to prior work on LLM confidence, uncertainty, and correctness, highlighting the practical relevance of perplexity as a lightweight diagnostic indicator in code generation tasks.

In the following section we present an overview of related work on code completion powered by LLMs, and approaches for their evaluation. We then describe the study methods in Section 3, present the research results in Section 4, and discuss their implications in Section 5. The study is complemented by considering its limitations in Section 6, followed by our concluding remarks in Section 7. We provide any references to source code through permalinks based on Software Hash Identifiers (SWHIDs—[International Organization for Standardization, 2025](#)). According to published guidelines ([Ince et al, 2012](#)), the code and produced data of our study are publicly available online,¹ and can be used for replication or further empirical research.

2 Related Work

We classify related work into three main axes: i) code attributes and naturalness; ii) code completion with LLMs; and iii) evaluation of code LLMs. We then present the novelty our research offers with respect to existing research.

2.1 Code Attributes and Naturalness

The naturalness hypothesis ([Allamanis et al, 2018](#)) suggests that code, like natural language, serves as a means of human communication ([Knuth, 1984](#)), and shares exploitable linguistic properties. [Hindle et al. \(2012\)](#) showed that code, modeled with n -grams, is even more predictable than text. [Ray et al. \(2016\)](#) found buggy code to be more entropic, and thus less natural to language models. Various strategies have been developed to handle the high rate of new or rare vocabulary introduced by identifier names ([Karampatsis et al, 2020](#); [Sharma et al, 2024](#)). Ultimately, code’s repetitive nature, well-captured by Natural Language Processing-driven models, enables the development of effective tools for software engineers.

¹<https://zenodo.org/doi/10.5281/zenodo.16637787>

2.2 Code Completion with LLMs

Most studies on LLM-based code completion either propose new models or conduct empirical research. Notable open code LLMs include *StarCoder* (Li et al, 2023), *CodeGeeX* (Zheng et al, 2023), *LLaMA* (Touvron et al, 2023a,b), *Code LLaMA* (Rozière et al, 2024), *SantaCoder* (Allal et al, 2023), *PolyCoder* (Xu et al, 2022b), *InCoder* (Fried et al, 2023), and *CodeGen* (Nijkamp et al, 2023).

Empirical research largely focuses on *Copilot* (Wang and Chen, 2023), examining its applications (Moroz et al, 2022), impact on productivity (Ziegler et al, 2024), and developer interaction (Barke et al, 2023). *Copilot* serves as both an acceleration and exploration tool, enhancing productivity and assisting with unfamiliar tasks (Barke et al, 2023). An early study showed that, despite its benefits, improvements are needed in security, reliability, and effectiveness (Moroz et al, 2022). Since then, and with the accompanying improvements in LLMs, use of Copilot has been shown to increase developer productivity as the acceptance rates of its suggestions correlate with productivity gain (Ziegler et al, 2024; Cui et al, 2024; Shihab et al, 2025; Bakal et al, 2025).

2.3 Evaluation of Code LLMs

Here we review the main evaluation frameworks, surveys, and empirical studies on code LLMs.

2.3.1 Evaluation Frameworks

Liu et al. (2024a) propose *EvalPlus*, a benchmarking framework for assessing the functional correctness of LLM-generated code. It expands an initial dataset using LLM- and mutation-based input generators to validate completions. Testing 14 LLMs including *GPT-4* and *ChatGPT* reveals many previously undetected errors, lowering *pass@k* by 15.1% on average. This suggests existing evaluations may overestimate code correctness.

Ding et al. (2023) propose a static evaluation framework for Python code completions, parsing snippets into Abstract Syntax Trees (ASTs) and analyzing them with *Pyflakes*.² They evaluate 100K function completions from the *CodeGen* models (Nijkamp et al, 2023), finding most AST errors stem from incomplete generations due to length limits, while static errors mainly involve *Undefined Name* and *Unused Variable*. Higher temperatures degrade performance, and larger model sizes show mixed effects—reducing undefined variables but increasing undefined methods. Errors in prompts often propagate to completions, highlighting LLMs’ in-context learning.

Wang et al. (2023) introduce *ReCode*, a robustness evaluation framework for LLM-generated code. It applies natural, semantics-preserving transformations (e.g., on docstrings, variable names, code syntax and format). Evaluating models like *CodeGen* (Nijkamp et al, 2023), *InCoder* (Fried et al, 2023), and *GPT-J* (Wang and Komatsuzaki, 2021) shows that while larger models and diverse pretraining data improve robustness, they reduce generalizability. Models are particularly sensitive to syntax changes.

²<https://github.com/PyCQA/pyflakes>

2.3.2 Surveys

Chang *et al.* (2024) review LLM performance across domains including code generation. They find that *CodeGen-16B* (Nijkamp *et al.*, 2023) performs comparably to *ChatGPT* with more parameters. While *ChatGPT* struggles with data structures and graph theory, it surpasses college students in dynamic programming, greedy algorithms, and search. *GPT-4* excels in code generation, understanding, and reasoning.

Zheng *et al.* (2024) review the evolution, benchmarking, and future trends of code LLMs. The *Code LLaMA* series (Rozière *et al.*, 2024) leads in code generation, while *ToolCoder* (Zhang *et al.*, 2023) excels in API-based code generation. *GPT-4* and *GPT-3.5* dominate test case generation. Comparisons show that, with similar parameter sizes, code LLMs outperform general LLMs, and current State-of-the-Art (SOTA) code LLMs surpass general LLMs in code generation.

Husein *et al.* (2025) review LLMs for code completion, noting productivity gains across all granularity levels in IDEs. Larger datasets help prevent overfitting, but performance varies by language and dataset. Dynamically typed languages like Python pose challenges due to their flexible type information, while statically typed languages like Java provide clearer context. In Python, the low relevance of context lines increases ambiguity, making precise completions harder.

2.3.3 Empirical Studies

Izadi *et al.* (2024) evaluated three public code LLMs (*InCoder*—Fried *et al.*, 2023, *UniXcoder*—Guo *et al.*, 2022, *CodeGPT*—Lu *et al.*, 2021) using real auto-completion data. The models perform better in common languages like Python and Java but struggle with less popular ones such as Rust and Scala. *InCoder* is the most performant, suggesting superior training data and objectives. However, all models show a high failure rate (66.3%), with issues including incorrect predictions and poor semantics. The authors recommend improvements in training, error tolerance, usability, and hybrid systems.

Another systematic evaluation compares SOTA code LLMs (*Codex*—Chen *et al.*, 2021, *GPT-J 6b*—Wang and Komatsuzaki, 2021, *GPT-Neo 2.7b*—Black *et al.*, 2021, *GPT-NeoX 20b*—Black *et al.*, 2022, *CodeParrot*—Tunstall *et al.*, 2022) across programming languages using perplexity (Xu *et al.*, 2022b, cf. 2.4 below). Despite *Codex*’s commercial advantage, open-source models perform comparably in some languages. To address the need for a multilingual code model, *PolyCoder* (2.7b parameters, GPT-2 based) was trained on 249GB of code in twelve languages. It ranked fourth overall, behind *Codex* and *GPT-Neo/J*, but led in C language performance.

Yang *et al.* (2024) empirically analyze the memorization ability of large code models using variations of the perplexity metric. Lower perplexity often indicates higher memorization, especially on seen examples. Models memorize various content types including documentation, licenses, sensitive information, and code logic. Memorization is influenced by factors such as model size, top-*k* sampling, output length, number of outputs, and fragment frequency, suggesting that deduplication of training data can help reduce memorization.

Zhou *et al.* (2024) show that larger, more instructable LLMs can be less reliable than smaller ones, often producing incorrect answers to difficult questions missed by human evaluators. Their study assesses several LLMs using six reliability indicators focused on response proportion, prompting stability, and difficulty concordance.

Liu *et al.* (2024b) present a case study on using *GPT-4* for safety-critical software generation, introducing *Prompt-FDC*, a prompt engineering method combining functional requirements, domain features, and constraints. Their approach enhances code completeness, compliance, readability, maintainability, and comment coverage, showing that with proper prompting, LLMs can meet production engineering standards.

2.4 Research Novelty

Our work complements and extends the *PolyCoder* study (Xu *et al.*, 2022b) in terms of research goals, dataset synthesis, and perplexity computation methods. Our study aims to evaluate the confidence of an LLM in code completion, whereas *PolyCoder* primarily introduces a new code LLM and compares it with other models to demonstrate its performance. As our primary goal is to conduct an empirical evaluation (rather than provide a new tool), our research methods are designed to cater to this goal. Specifically, our evaluation dataset was carefully synthesized to contain an equal and representative sample of source code files from a diverse sample of software projects from various programming languages. In contrast, the evaluation dataset of *PolyCoder* ranges considerably in number of files per language, impacting the perplexity results.

Moreover, our perplexity implementation for the LLM evaluation is based on the sliding window strategy, which offers a closer approximation of the true decomposition of the sequence probability compared to the method used in *PolyCoder*. The latter computes perplexity on disjoint chunks, and then adds up the decomposed log-likelihoods of each chunk independently, potentially degrading perplexity because the model uses less context at most prediction steps.

Finally, in our work we configured the context size for the perplexity computation based on the median number of file tokens of our evaluation dataset (*i.e.*, 64) to allow a sufficient number of prediction steps per file. The context size employed in *PolyCoder* is set to the maximum context length of the model under evaluation (*i.e.*, 2048), which combined with the small number of median tokens of the files (*i.e.*, 598), most likely allows for a small number of prediction steps per file.

3 Methods

Our methods involve selecting and preprocessing the code dataset of our analysis as well as selecting, configuring, and running an LLM for computing the perplexity of the dataset. An overview of the methods is presented through a UML information flow diagram in Figure 1.

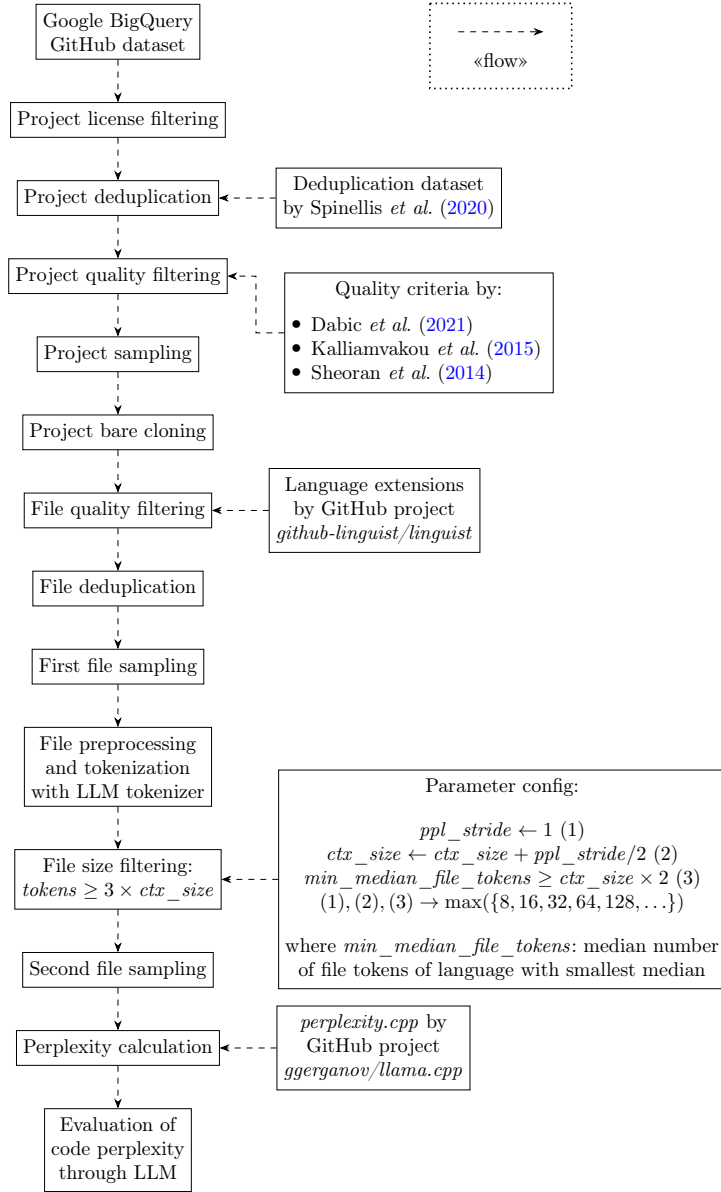


Fig. 1 Information flow of study methods.

3.1 LLM Selection

We used Meta’s LLaMA 3.2 1b model (Meta, 2024) whose weights are openly provided upon request,³ has been trained on code data, can run on a single conventional GPU, and comes from a family of competitive LLMs for code generation (Rozière et al, 2024;

³<https://llama.com/llama-downloads/>

Zheng et al, 2024). LLaMA 3.2 was the latest model of the LLaMA family at the beginning of our experiments (and still the latest model of comparable size).

3.2 Project Selection

To avoid evaluation overfitting we synthesized the dataset of the analysis with code that is complementary to the code used to train LLaMA (Touvron et al, 2023a). Specifically, we created a dataset of GitHub projects that were *not* used in LLaMA’s training dataset. In LLaMA the authors queried the public *GitHub Activity Data* available on Google BigQuery,⁴ and only kept projects that are distributed under the (permissive) Apache, BSD, and MIT licenses. Consequently, we used the same dataset (snapshot 23 Feb 2023), and only kept (copyleft) GNU-licensed projects. For this we queried Table *licenses* (snapshot 27 Nov 2022), and identified 15 distinct licenses in all projects. From these we filtered all copyleft licenses (*gpl-2.0*, *gpl-3.0*, *agpl-3.0*, *lgpl-2.1*, *lgpl-3.0*). We then selected from the table *licenses* all projects distributed with these licenses. The total number of retrieved projects was 785 567.

3.3 Project Preprocessing

Project Deduplication

We deduplicated the GPL projects on the project level using the deduplication dataset by Spinellis et al. (2020). We mapped projects to the source field of the deduplication dataset, and used the corresponding target project. We kept projects not present in the deduplication dataset, and also verified that final projects are not present in the LLaMA initial project list. From this process we kept 757 642 unique projects.

Project Quality Filtering

We filtered projects based on the following recommended quality criteria (Dabic et al, 2021; Kalliamvakou et al, 2015; Sheoran et al, 2014). We kept projects with at least one star, one fork, and a listed primary language. In addition, we filtered out projects where the frequency of the primary language within the projects was less than 1%. To retrieve these project metadata we queried the GitHub GraphQL API.⁵ In the end a total of 114 160 projects were retained.

Project Sample Selection

We selected a random sample of 1008 projects for experimentation uniformly from all 14 languages included in the dataset (*i.e.*, 72 projects per language),⁶ and used Git to clone the *bare* projects with *depth* = 1. We strived for a sample size that was large enough to provide a representative dataset, but also manageable by our laboratory infrastructure and time constraints. The employed *git-clone* configuration minimizes storage wasted on data not needed by our study.

⁴<https://console.cloud.google.com/marketplace/product/github/github-repos>

⁵<https://docs.github.com/en/graphql>

⁶C, C#, C++, CSS, Go, HTML, Java, JavaScript, Perl, PHP, Python, R, Ruby, Shell

3.4 File Preprocessing

File Quality Filtering

We kept 430 359 files whose extensions belonged to the 14 languages of the dataset. We created a list of file extensions per language based on the list of extensions⁷ provided by the *github-linguist/linguist* project.⁸ We converted the extensions list to CSV format, and manually reviewed the extensions of the languages with *frequency* $\geq 1\%$ to remove any redundant extensions.

File Deduplication

Similarly to LLaMA training, we deduplicated exact-matched files based on the Git-provided SHA sums, retaining 296 543 unique files. From an analysis of the SHA sums of the sampled projects it appears that duplicate files are mostly empty `__init__.py` and empty-body `index.html` files (`<html><body></body></html>`).

First File Sample Selection

We classified each sampled project into multiple languages based on the extensions of its files. We then performed language-level file sampling while ensuring a balanced representation of the projects using a combination of stratified and random sampling. For sample size we used the number of files of the language with the lowest file representation (*i.e.*, R-Project, 161 files). We did this to include as many files as possible but also equal in number across languages. Therefore, for each language, we sampled 161 files in total from as many projects as possible.

Code Cleaning

We first decoded all 2254 source code files after detecting their encoding with the *chardet* Python library.⁹ Next we removed any boilerplate header comments from the files.¹⁰ For this we used the *pygments* library¹¹ to tokenize the files, and then detected and removed the following comment types occurring at the file start (until the first non-comment line is found): *Comment.Multiline*, *Comment.Single*, *Comment.Special*. We skipped any comments of type *Comment.Hashbang* or *Whitespace*. We also kept any *String.Doc* header comments because these mainly include code-related comments. To conclude that we identified all *String.Doc* header comments in our sampled projects, and manually reviewed a random sample of 50 such comments.

⁷<https://archive.softwareheritage.org/swh:1:cmt:af779c91e6a52ae9ffbd8fb566ae50e461d066f5;origin=https://github.com/github-linguist/linguist;visit=swh:1:snp:26c84095ee29473e8ec4ffa6bebc095d7ae47bf9;anchor=swh:1:rev:af34cb5e7ba4a40721f65a782e0e8ddacfbfe459;path=/lib/linguist/languages.yml>

⁸<https://github.com/github-linguist>

⁹<https://github.com/chardet/chardet>

¹⁰We consider as boilerplate any non-code-related header comments such as license, copyright, version, and author information.

¹¹<https://pygments.org/>

3.5 Perplexity Implementation

Initially we experimented with Hugging Face’s method for computing perplexity for fixed-length models.¹² The method comes with an implementation example with GPT-2 using the Hugging Face Transformers library.¹³ We used this implementation after replacing the *WikiText-2* dataset with our preprocessed (untokenized) source code files, and GPT-2 with LLaMA 3.2, which is also supported by Hugging Face.¹⁴ However, this implementation was too slow on our laboratory machines, and we also detected some potential memory leakage.

Therefore, we eventually opted for the perplexity implementation on LLaMA 3.2 provided by the project *ggerganov/llama.cpp* (release b2702).¹⁵ The program is written in C/C++,¹⁶ and was remarkably faster on our NVIDIA GeForce RTX 3080 GPU. We used the *cuBLAS* build, which provides BLAS acceleration using the CUDA cores of an NVIDIA GPU. We used the LLaMA 3.2 1b weights provided by Meta upon request.

3.6 Tool Configuration

Stride

The perplexity program uses two methods for computing perplexity depending on the stride (*ppl-stride*) parameter. The stride leverages the Transformer characteristic of computing logits for all tokens in one pass, while without stride it computes the logits token by token.

To decide whether we would use the strided or non-strided method we performed an experiment. We first sampled five files from each of the three languages with the highest median number of file tokens (*i.e.*, C++: 1248, CSS: 1016, Perl: 897). To tokenize the files we used the LLaMA 3.2 tokenizer from Hugging Face.¹⁷ We then ran the perplexity program on the sampled files specifying as context size {8, 16, 32, 64, 128, 256, 512}. We employed both the strided and non-strided methods using the same seed value. For the strided method we set stride equal to the context size, in order to be comparable to the non-strided method.¹⁸

We investigated the results in terms of execution time and performance, and made the following conclusions. As context size increases perplexity improves, and execution time decreases. The execution time of the strided method is twice that of the non-strided method. These led us to decide to use the strided method and set the stride to one, according to the sliding window strategy, which offers a closer approximation of the true decomposition of the sequence probability.¹⁹

¹²<https://web.archive.org/web/20250518012847/https://huggingface.co/docs/transformers/perplexity>

¹³<https://web.archive.org/web/20250511140609/https://huggingface.co/docs/transformers/index>

¹⁴<https://web.archive.org/web/20250419160227/https://huggingface.co/blog/llama32>

¹⁵<https://archive.softwareheritage.org/swh:1:rev:b97bc3966e852adb626c90be64fd48282800f504;origin=https://github.com/ggml-org/llama.cpp;visit=swh:1:snp:a370875e61fcc66dd349ff5319480929dde34076>

¹⁶<https://archive.softwareheritage.org/swh:1:cmt:9a3374fdc13f2a0dd67b7b8d2a3fcec9a9ee2239;origin=https://github.com/ggml-org/llama.cpp;visit=swh:1:snp:a370875e61fcc66dd349ff5319480929dde34076;anchor=swh:1:rev:b97bc3966e852adb626c90be64fd48282800f504;path=/examples/perplexity/perplexity.cpp>

¹⁷<https://web.archive.org/web/20250529215043/https://huggingface.co/meta-llama>

¹⁸The non-strided method by definition computes perplexity on batches of file tokens, and the batch size is by default equal to the context size.

¹⁹<https://web.archive.org/web/20250518012847/https://huggingface.co/docs/transformers/perplexity>

For example, given a sequence of 2000 tokens and a context size of 1024, the sliding window strategy with stride one produces overlapping chunks such as tokens 0–1023, 1–1024, 2–1025, and so on. Each window is used to evaluate the likelihood of its final token, ensuring that all tokens in the sequence are scored exactly once while respecting the model’s context length.

Context Size

We used a fixed context size for all languages. The value was determined based on the median number of file tokens of the language with the smallest median (*i.e.*, Ruby, 170 tokens) so that all languages are adequately represented in the results.²⁰ Specifically, the minimum median number of file tokens should be at least twice the context size (*i.e.*, $\text{min_median_file_tokens} \geq \text{context_size} \times 2$). This is because the implementation we used requires the tokens of each file to be at least twice the context size to evaluate perplexity.²¹ In addition, since we used the strided method with perplexity stride equal to one, the context size should be incremented by half the perplexity stride (*i.e.*, $\text{context_size} \leftarrow \text{context_size} + \frac{\text{perplexity_stride}}{2}$) according to the perplexity implementation code.²²

Taking the above conditions into account we deduce that the context size should be less than or equal to 84. From the context window {8, 16, 32, 64, 128, 256, 512, ...} the maximum value satisfying this threshold is 64. Thus, we set the context size to 64.

Batch Size

We set the batch size equal to the context size, *i.e.*, 64.

Seed

We used a seed value of 13 to facilitate the reproducibility of our results.

Second File Sample Selection

After determining the context size we performed a second round of file sampling. On the basis that some files may contain fewer tokens than the context size, leading to an unbalanced final set of analyzed files per language and skewing our results, we decided to sample an equal number of files from the ones that contain at least $\text{context_size} \times 3$ tokens (based on the previous conditions). Similar to our first file sampling, for sample size we used the size of the smallest language satisfying the aforementioned condition (*i.e.*, Ruby, 72 files). Thus, we sampled 72 files per language from as many projects as possible, leading to a final set of 1008 sampled files from 657 distinct projects.

²⁰A context size that is too large could affect the representation of the smaller languages.

²¹<https://archive.softwareheritage.org/swh:1:cnt:9a3374fdc13f2a0dd67b7b8d2a3fcec9a9ee2239;origin=https://github.com/ggml-org/llama.cpp;visit=swh:1:snp:a370875e61fcc66dd349ff5319480929dde34076;anchor=swh:1:rev:b97bc3966e852adb626c90be64fd48282800f504;path=/examples/perplexity/perplexity.cpp;lines=326>

²²<https://archive.softwareheritage.org/swh:1:cnt:9a3374fdc13f2a0dd67b7b8d2a3fcec9a9ee2239;origin=https://github.com/ggml-org/llama.cpp;visit=swh:1:snp:a370875e61fcc66dd349ff5319480929dde34076;anchor=swh:1:rev:b97bc3966e852adb626c90be64fd48282800f504;path=/examples/perplexity/perplexity.cpp;lines=1877>

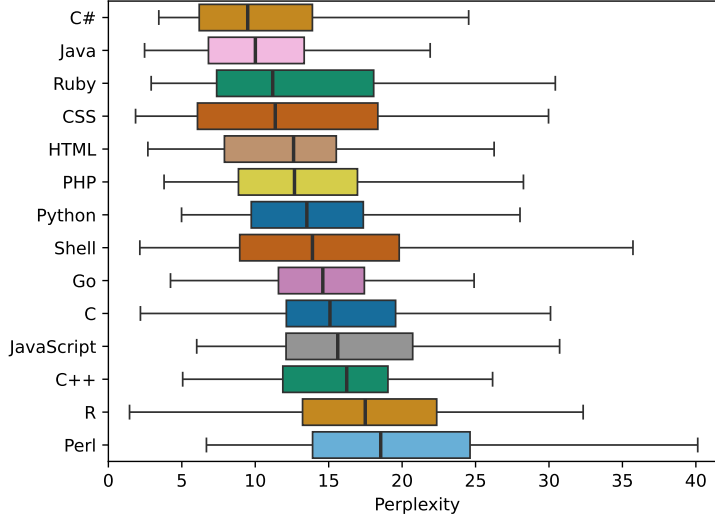


Fig. 2 Perplexity across programming languages

4 Results

Below we present our results with respect to the research questions outlined in Section 1. Our key takeaways are set in *italics* in shaded boxes.

4.1 RQ1: How does code perplexity vary across programming languages when measured through LLMs?

In Figure 2 we present the perplexity box plots per programming language after removing outliers. Languages are sorted in ascending order of median perplexity. Lower perplexity suggests that the model has a better predictive ability regarding the code syntax and semantics, leading to more accurate predictions. We observe that C#, Java, Ruby, CSS, and HTML have the lowest (best) perplexity, while Perl, R, and C++ demonstrate the highest (worst) perplexity. Thus, code perplexity varies by programming language. Developers can use this ranking to assess which of their software projects, based on their language, could be facilitated more by the use of an LLM. Furthermore, one can argue that less readable languages have higher perplexity (Husein et al, 2025); Perl has been famously described as a “write-only” language (Schwartz et al, 2011).

Finding 1 *Code perplexity varies by programming language.*

A possible factor for the differences in perplexity could be that LLaMA has been trained on more projects in some languages and then could be more confident in them. To check this, we investigated the effect of the language distribution in the LLaMA training data on code perplexity. We retrieved the primary language of the projects that we found to be in the LLaMA training data (see Section 3.2) by querying again

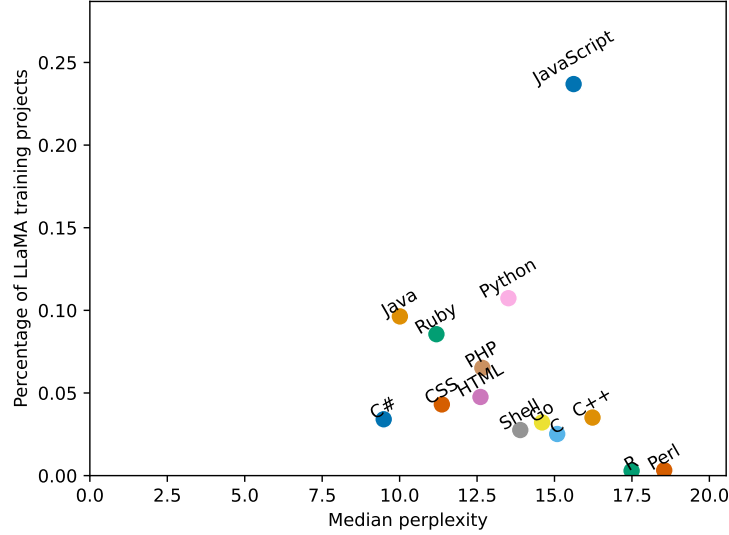


Fig. 3 Language distribution in LLaMA training data versus perplexity

the GitHub GraphQL API as in Section 3.3. In Figure 3 we visualize for each language the percentage of projects in the LLaMA training data against the median perplexity of the language. We do not observe any relationship between the two variables, and thus cannot make any conclusion on the effect of the language distribution in the LLaMA training data on code perplexity.

Finding 2 *Our data do not support the hypothesis that the language distribution in the LLaMA training data affects code perplexity.*

4.2 RQ2: How do intrinsic language properties and code structure features affect an LLM’s measured code perplexity?

After observing perplexity variation across programming languages we aimed to identify which intrinsic language properties and code structure features might explain these differences in model performance. Specifically, we investigated the effect of code comments, language typing, language age, code size and vocabulary size on code perplexity.

To investigate the effect of comments on code perplexity we preprocessed the sampled files of all languages by removing any boilerplate header comments (see Section 3.4). We proceeded to investigate whether comments do affect perplexity by rerunning the perplexity program on a sample of files selected with the same methods detailed in Section 3.4 where the code cleaning step in that case entailed removing all comments. Figure 4 visualizes the median perplexity of the two samples (*i.e.*, with and without comments). We deduce that the language ranking based on perplexity is

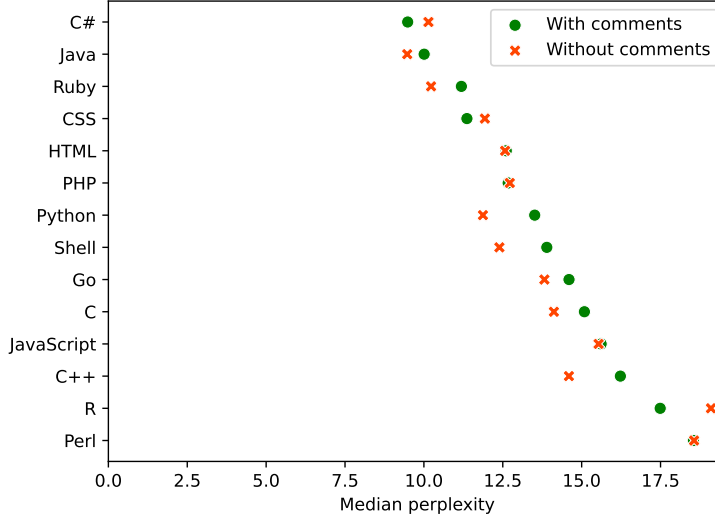


Fig. 4 Perplexity of files with versus without comments

barely affected by comments. We also note that comments appear to increase perplexity in most languages. An explanation for this could be that the perplexity of human language in comments may be greater than that of computer code.²³ This aligns with existing results indicating that human-composed code often exhibits higher perplexity than LLM-produced code (Xu and Sheng, 2024).

Finding 3 *Code comments often increase perplexity but without affecting language ranking.*

By observing the language ranking of Figure 2 we identify a common characteristic of the languages placed at the top and bottom of the ranking: the top-ranked languages are mainly strongly typed, whereas the bottom-ranked ones are mainly dynamically typed languages. An exception here is C++ which appears near the bottom of the ranking, yet is a strongly-typed language. Perhaps the language’s high complexity or advanced age (as we elaborate later) overcomes the effect of strong typing in this case. Also, a special case is Python, which can exhibit characteristics of both strong and dynamic typing. In our dataset only one file was found to use type annotations (by searching for the arrow symbol), thus we estimate that in our case, Python may be used in a less strongly-typed manner. In addition, it appears that scripting languages demonstrate higher perplexity. This is interesting considering that they have simpler code syntax and semantics than the top-ranked languages, which are more rambling. These observations align with previous research findings (Husein et al, 2025).

Finding 4 *Strongly-typed languages have lower perplexity than scripting languages.*

²³Since the study’s goal is not to evaluate prediction models or create a new prediction model, in the remaining of the analysis we keep the initial file sample with comments.

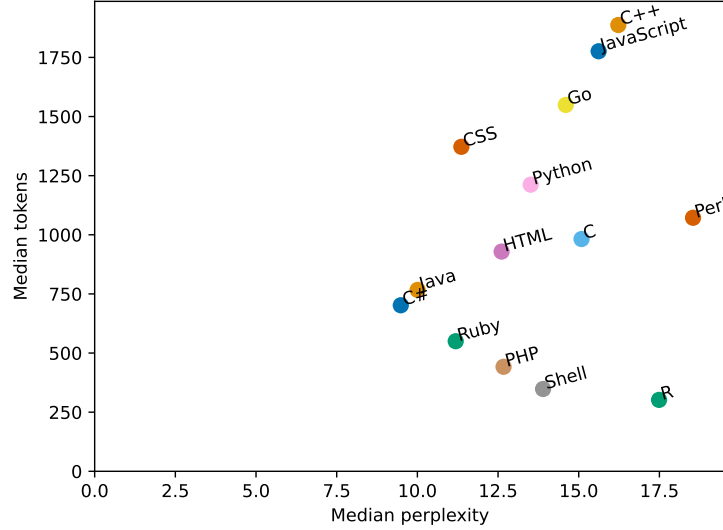


Fig. 5 Total size of preprocessed files versus perplexity

We also investigated whether perplexity correlates with the total size or the vocabulary size of source code, influenced by the work of Karampatsis *et al.* (2020), who demonstrate that large vocabularies can negatively impact model performance and scalability.²⁴ In Figures 5 and 6 we visualize scatter plots of the relationship between the median total and unique tokens, respectively, of the preprocessed files and the perplexity for each language. Our data do not show any relationship between the two variables, and we cannot make any conclusion of how the total size or vocabulary size affect perplexity. A future study could investigate this topic further with a larger data sample.

Finding 5 *Our data do not support a correlation between the total size or vocabulary size of source code and perplexity.*

Furthermore, we investigated how perplexity relates to each programming language’s age. This was motivated by the observation that language design principles have evolved over time, with more recent languages typically featuring stronger typing systems and more standardized syntax—characteristics that Husein *et al.* (2025) found to provide clearer context for code prediction models. In Figure 7 we visualize the release dates of the programming languages against their median perplexity. The languages that we previously observed to have the lowest perplexity (*i.e.*, C#, Java, Ruby, CSS, and HTML) were released more recently than those with higher perplexity (*i.e.*, Perl, C++, C). This observation aligns with the fact that languages have shifted over time from low- to high-level, and as previously observed, high-level programming languages seem to be more predictable with LLMs.

²⁴Perplexity, by definition, depends on the vocabulary size; but the dependency is on the vocabulary size of the LLM, not the vocabulary size of the programming language.

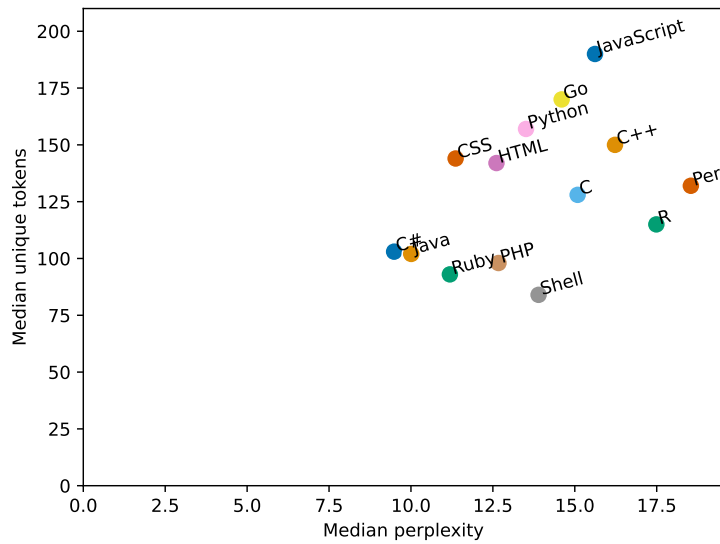


Fig. 6 Vocabulary size of preprocessed files versus perplexity

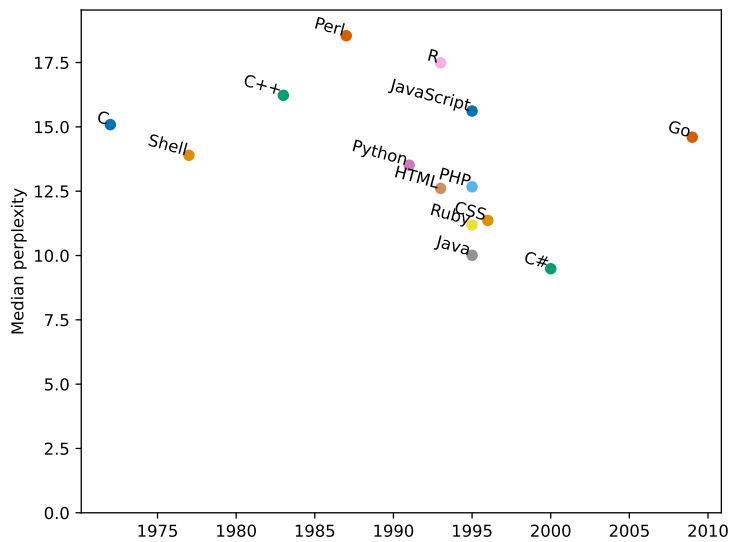


Fig. 7 Release dates of programming languages versus perplexity

Finding 6 *High-level programming languages have lower perplexity than low-level ones.*

Table 1 Correlation Between our LLaMA 3.2 Perplexity-based Language Ranking and Rankings by Models in Other Studies

Study	Model	Spearman		Kendall	
		ρ	p	τ	p
Xu et al (2022b)	Codex (Chen et al, 2021)	0.19	0.60	0.11	0.76
Izadi et al (2024)	UniXcoder (Guo et al, 2022)	0.02	0.95	0.07	0.90
Izadi et al (2024)	CodeGPT (Lu et al, 2021)	-0.11	0.77	-0.07	0.90
Xu et al (2022b)	GPT-Neo 2.7b (Black et al, 2021)	-0.21	0.57	-0.16	0.61
Xu et al (2022b)	GPT-J 6b (Wang and Komatsuzaki, 2021)	-0.28	0.46	-0.22	0.47
Xu et al (2022b)	PolyCoder 2.7b (Xu et al, 2022b)	-0.41	0.26	-0.38	0.18
Xu et al (2022b)	GPT-NeoX 20b (Black et al, 2022)	-0.43	0.24	-0.27	0.35
Izadi et al (2024)	InCoder (Fried et al, 2023)	-0.47	0.23	-0.35	0.27
Xu et al (2022b)	CodeParrot (Tunstall et al, 2022)	-0.75	0.01	-0.61	0.02

4.3 RQ3: How does code perplexity vary across LLMs on a multilingual code corpus?

We examined the correlation between our results and the results of the two empirical studies of the related work (Section 2, Izadi et al, 2024; Xu et al, 2022b). Because our study’s setup differs from those used in the other studies, we could not directly compare the perplexity values. Instead, we focused on the language rankings produced by each study. For this we ran statistical tests between our LLaMA 3.2 language ranking and the language ranking produced by each model assessed in the other studies, by computing the Spearman ρ (Spearman, 1904) and the Kendall τ (Kendall, 1938) rank correlation coefficients, which can handle ordinal (ranked) data.

Results are presented in Table 1 sorted in descending order by Spearman’s ρ . Next to each coefficient we also provide the associated p -value. We identified a strong negative correlation between our LLaMA 3.2 ranking and the CodeParrot ranking of the evaluation by Izadi *et al.* (2024), which is statistically significant according to the associated p -values ($p < 0.05$). In addition, we examined the correlation between the models of the other studies, and identified some statistical dependence in *PolyCoder* (Xu et al, 2022b) between the rankings produced by GPT-Neo 2.7b and GPT-J 6b, and GPT-Neo 2.7b and GPT-NeoX 20b. This comes as no surprise considering that the models come from the same family. Consequently, it appears that code perplexity depends on the employed LLM.

Finding 7 *Code perplexity depends on the employed LLM as models from the same family tend to have similar rankings.*

In addition, we repeated the perplexity experiment using a set of general-purpose and code LLMs supported by the employed GitHub project *ggerganov/llama.cpp*: Code LLaMA 7b (Rozière et al, 2024); CodeShell 7b (Xie et al, 2024); LLaMA 2 7b (Touvron et al, 2023b); LLaMA 3 8b (Dubey et al, 2024); LLaMA 3.1 8b (Dubey et al, 2024); Mistral 7b (Jiang et al, 2023); Mixtral MoE 8x7b (Jiang et al, 2024);

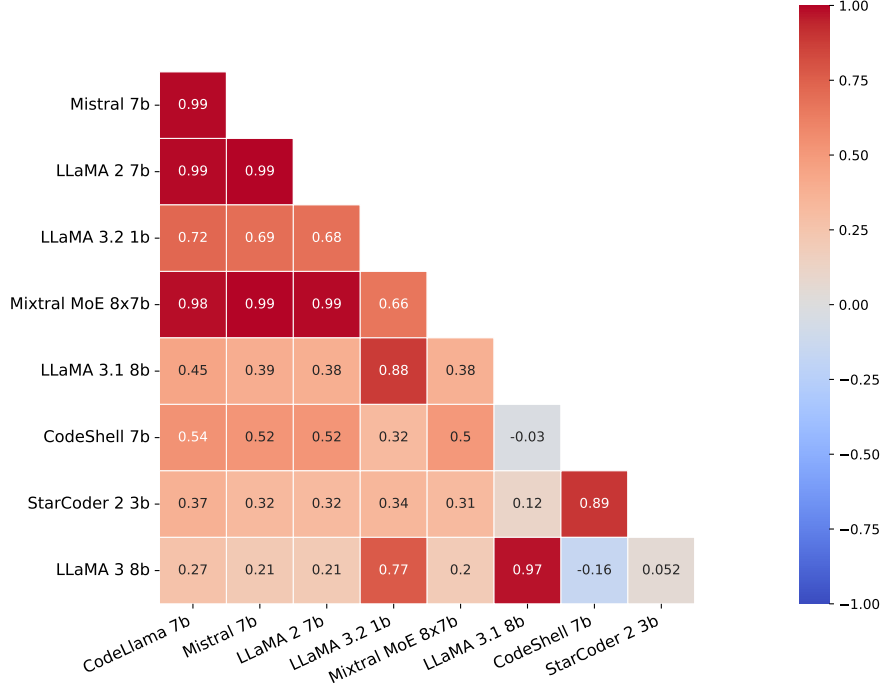


Fig. 8 Pairwise correlation of LLMs based on their median perplexity

and StarCoder 2 3b (Lozhkov et al, 2024). We used the same project release as with LLaMA 3.2 (*i.e.*, b2702).²⁵

Figure 8 presents a Pearson correlation coefficient heatmap of the LLMs computed from their median perplexities across the programming languages.²⁶ The LLMs are sorted by mean correlation in descending order. We notice some groups of related models, *i.e.*, Code LLaMA – LLaMA 2 – Mistral – Mixtral MoE; StarCoder 2 – CodeShell; and LLaMA 3 – LLaMA 3.1 – LLaMA 3.2. These geneological correlations enforce the previous observation that perplexity depends on the model. Furthermore, Figure 9 visualizes perplexity across LLMs and programming languages. Models are sorted by their overall median perplexity across all languages in ascending order. The Figure demonstrates an agreement between models in some clear-cut cases: Perl is universally high in perplexity, whereas Java is low.

Finding 8 *Perl is universally high in perplexity, as opposed to Java which is universally low.*

²⁵<https://archive.softwareheritage.org/swh:1:rev:b97bc3966e852adb626c90be64fd48282800f504;origin=https://github.com/ggml-org/llama.cpp;visit=swh:1:snp:a370875e61fcc66dd349ff5319480929dde34076>

²⁶We conducted a Pearson instead of Spearman/Kendall analysis here because it is best suited for continuous data.

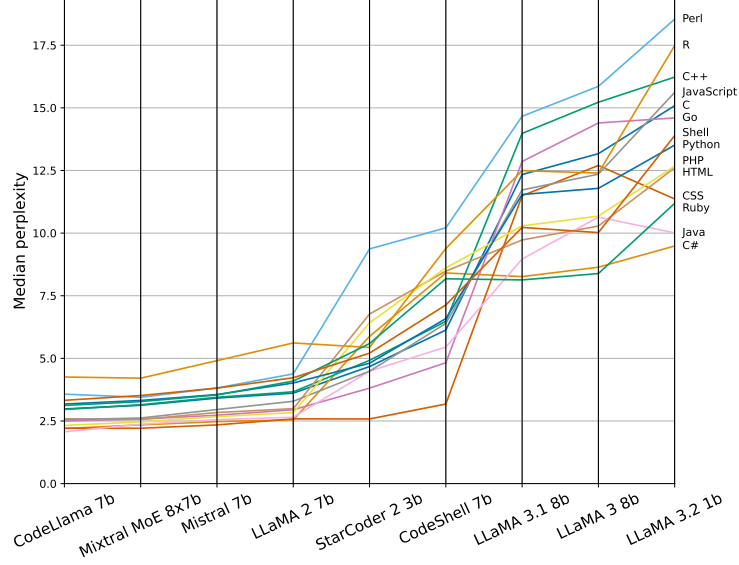


Fig. 9 Perplexity across LLMs and programming languages

4.4 RQ4: How do different evaluation datasets affect an LLM’s measured code perplexity?

To verify the stability of our results, we computed the perplexity of the evaluation dataset used in *PolyCoder* (Xu et al, 2022a) with our method and LLaMA 3.2. The context size in the perplexity program was set to 128 in this case because the minimum median number of file tokens in the *PolyCoder* dataset is 329 (JavaScript). Figure 10 presents the ranking of the common languages with Figure 2. Overall, we observe some consistency between the (common) language ranking based on our dataset and *PolyCoder*. Therefore, it seems that our results can generalize to other datasets because perplexity does not appear to depend on the actual code.

Finding 9 *Perplexity is independent of the code dataset used for its evaluation.*

5 Discussion and Implications

Our study on code perplexity across programming languages, models, and datasets has several implications for software engineering practice and research. The effectiveness of LLM-based code assistance seems to vary significantly by programming language. Strongly-typed languages like Java, C#, and CSS consistently show lower perplexity, indicating that developers working with these languages may experience more accurate and reliable code suggestions. This aligns with previous research by Husein *et al.* (2025), who noted that static type information provides clearer context for code prediction models.

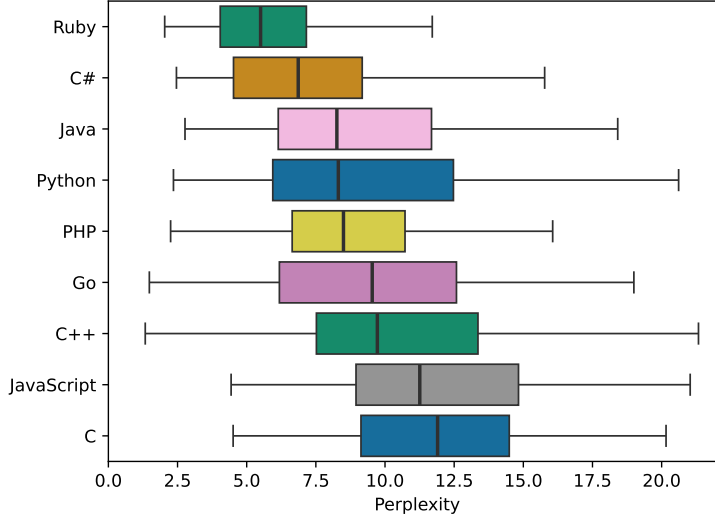


Fig. 10 Perplexity across programming languages (computed by us) using the *PolyCoder* evaluation dataset (Xu et al, 2022a)

The perplexity variations across languages have direct implications for development practices. Teams using languages with consistently higher perplexity (Perl, R, C++) might benefit from a more cautious approach when adopting LLM-based tools, potentially implementing stricter review processes for machine-generated code. Conversely, projects using languages with lower perplexity could benefit from streamlined workflows that leverage LLM suggestions more extensively.

Perplexity’s value as a confidence indicator provides practical applications for code review and quality assurance. As demonstrated by Sharma *et al.* (2025), higher entropy correlates with lower functional correctness in generated code. Organizations could implement tiered review processes where high-perplexity code blocks receive additional inspection, potentially reducing error propagation in production systems. Such confidence-based approaches could be particularly valuable for critical codebases where reliability is paramount.

Our finding that perplexity depends more on the model than on the code dataset has significant implications for LLM development. It suggests that **architectural improvements might yield greater benefits than expanding training data**. The observed genealogical correlations between model families (Code LLaMA – LLaMA 2 – Mistral – Mixtral MoE; StarCoder 2 – CodeShell; and LLaMA 3 – LLaMA 3.1 – LLaMA 3.2) indicate that fundamental architectural decisions influence perplexity patterns across model generations.

The observation that code comments generally increase perplexity aligns with the finding by Xu *et al.* (2024), who found that human-authored code often exhibits higher perplexity than LLM-generated code. This signifies that there are inherent differences in how humans and machines express programming concepts, with human-authored

comments being more ambiguous and less predictable than machine-generated comments. This difference in comment quality and style could contribute to the higher perplexity observed in human-authored code. Nevertheless, the fact that language rankings remain consistent despite comments suggests that documentation practices need not be compromised for LLM performance.

The relationship between language age and perplexity reveals an interesting evolution in programming language design. More recent languages with stronger typing systems and standardized syntax appear more predictable by LLMs. Apparently, the same design principles that enhance human readability and maintainability—clear structure, consistent syntax, explicit typing—also improve machine predictability. This insight could inform future language design efforts, particularly for domain-specific languages.

From a theoretical perspective, our results contribute to the broader discussion on code naturalness (Allamanis et al, 2018). The consistent perplexity rankings across datasets suggest that predictability patterns are intrinsic to languages themselves rather than specific code instances. This supports the naturalness hypothesis while adding nuance: not all programming languages are equally *natural* from a modeling perspective.

Our research findings can enhance several aspects of software development. Organizations can make more informed decisions about which LLM-based tools might be most effective for their technology stack. Teams can implement confidence-based review processes that allocate resources according to the expected reliability of LLM-generated code. In addition, perplexity can serve as a quantitative factor when evaluating potential language migrations, particularly for teams seeking to maximize the effectiveness of AI-assisted development. Finally, developers of code completion tools can use perplexity to evaluate which models might perform best for specific languages.

6 Limitations

We present the risks resulting from our perplexity analysis with respect to the internal and external validity of the study.

6.1 Internal Validity

The internal validity of the study is affected by particular steps of our methods (Figure 1). The file filtering (Section 3.4) based on the language extensions by the *github-linguist/linguist* project may have missed some relevant files whose extensions were not in the list. Although we manually reviewed the extensions’ list, we may not have been able to correct all possible errors (Petersen et al, 2015).

Another risk stems from the file filtering according to their token-based size. Before the second file sampling (Section 3.6) we removed any files with less than $context_size \times 3$ tokens to exclude files with insufficient context for the perplexity calculation. However, this did not correct the fact that the files of the final sample are of various sizes, resulting in diverse numbers of prediction steps during the perplexity computation of each file. Although we did not find any association between file

or vocabulary size (in terms of tokens) and perplexity in our data (Section 4.1), we cannot be certain whether an association generally exists.

The perplexity implementation we used is a close approximation of the mathematical definition of perplexity. In theory, the complete history is used in each prediction step. In practice, though, LLMs have a limited context size, and the complete history may exceed that. As a workaround, we used the strided method, and set the context size according to the median number of file tokens of the language with the smallest median so that all languages would be adequately represented in the results (Section 3.6).

Another limitation to consider is that we did not calibrate the perplexity metric before using it as confidence indicator. Recent work by Spiess *et al.* (2025) discusses that confidence metrics can benefit from calibration for decision-making contexts. However, this limitation is mitigated by several factors. First, our study focuses on comparative analyses between languages and models rather than absolute confidence thresholds, and these relative rankings are likely to remain valid even after calibration. Secondly, our use of multiple LLMs for cross-validation provides additional robustness to our findings beyond what calibration alone would offer. Nevertheless, future work could explore calibration techniques such as Platt scaling (Platt, 1999) to further refine the relationship between perplexity scores and code correctness.

6.2 External Validity

Generalizability concerns arise from the sample selection process employed in project (Section 3.3) and file selection (Sections 3.4, 3.6). We strived for a file sample distributed evenly across programming languages and projects, that at the same time would represent as many projects as possible. Yet, the stability of the perplexity results could be strengthened through cross-validation with multiple different samples.

Similarly, the use of a seed value in the perplexity tool configuration (Section 3.6) may have affected the robustness of the results. The seed value was used to facilitate the reproducibility of our results, however it may have introduced bias in the perplexity calculation. To mitigate this risk multiple runs over different seed values could be performed to assess the stability of the results (Bouthillier et al, 2019).

Also, the projects of the initial population are all distributed with GPL licenses to avoid training-test leakage with LLaMA 3.2 (see Section 3.2), hence perplexity results may not generalize to non-GPL-licensed projects. In addition, the correlation output between perplexity and total/vocabulary size in Section 4.1 may be affected by our restricted sample size, and should be repeated on larger samples to draw stable conclusions.

Our perplexity observations with respect to the language characteristics in Section 4.1 could be affected by the representation of the languages in the training data. For instance, mainstream languages could have more training data available impacting model performance. Although our analysis of the effect of the language distribution in the LLaMA training data on code perplexity did not reveal any relationship between the two variables, we cannot be certain that such a relationship does not generally exist.

7 Conclusion

We investigated code perplexity through various LLMs on a multilingual code corpus. Perplexity (Jelinek et al, 1977; Huyen, 2019) is a simple, efficient, versatile, and straightforward intrinsic metric that can be applied universally across LLMs and tasks (Huyen, 2019; Xu et al, 2022b). Lower perplexity has been found to decrease error rate (Bahl et al, 1983) and improve end-task performance (Liu et al, 2019; Xu et al, 2022b; Nijkamp et al, 2023), offering an effective and efficient proxy for downstream metrics. Still, limited research has investigated LLM performance from this perspective.

To fill this gap we conducted an empirical analysis of a sample of 1008 files coming from 657 GPL-licensed projects from GitHub, spanning 14 programming languages. Through our analysis we evaluated code perplexity variation across languages, models, and datasets, and compared our results with two other empirical works (Izadi et al, 2024; Xu et al, 2022b). We found that strongly-typed languages show lower code perplexity than dynamically typed languages. Scripting languages demonstrate higher perplexity, with Perl appearing universally high as opposed to Java which appears universally low in perplexity. Although code comments often increase perplexity, the language ranking based on perplexity is barely affected. We did not identify any correlation between vocabulary or file size (in tokens) and code perplexity. Lastly, the average code perplexity depends on the employed LLM, but not on the code dataset.

Our findings allow LLM researchers, developers, and users to know how beneficial the use of an LLM assistant can be in a software project depending on its language as well as what LLM to choose. Also, they can understand how a model’s confidence is affected by different project, language, and code characteristics such as language verbosity and type system, vocabulary size, and code comments.

Future research could investigate further the impact of vocabulary and file size on perplexity. Some supplementary questions worth researching concern how project, developer, and additional language characteristics may affect code perplexity and how code perplexity correlates with LLMs’ downstream performance metrics.

References

- Agarwal V, Pei Y, Alamir S, et al (2024) CodeMirage: Hallucinations in code generated by large language models. Accepted at AutoMates@IJCAI 2024, <https://arxiv.org/abs/2408.08333>
- Allal LB, Li R, Kocetkov D, et al (2023) SantaCoder: don’t reach for the stars! <https://arxiv.org/abs/2301.03988>
- Allamanis M, Barr ET, Devanbu P, et al (2018) A survey of machine learning for big code and naturalness. *ACM Comput Surv* 51(4). <https://doi.org/10.1145/3212695>
- Bahl LR, Jelinek F, Mercer RL (1983) A maximum likelihood approach to continuous speech recognition. *IEEE Transactions on Pattern Analysis and Machine Intelligence* 5(2):179–190. <https://doi.org/10.1109/TPAMI.1983.4767370>

- Bakal G, Dasdan A, Katz Y, et al (2025) Experience with GitHub Copilot for developer productivity at Zoominfo. URL <https://arxiv.org/abs/2501.13282>, 2501.13282
- Barke S, James MB, Polikarpova N (2023) Grounded Copilot: How programmers interact with code-generating models. *Proc ACM Program Lang* 7(OOPSLA1). <https://doi.org/10.1145/3586030>
- Black S, Gao L, Wang P, et al (2021) GPT-Neo: Large Scale Autoregressive Language Modeling with Mesh-Tensorflow. <https://doi.org/10.5281/zenodo.5297715>
- Black S, Biderman S, Hallahan E, et al (2022) GPT-NeoX-20B: An open-source autoregressive language model. In: Fan A, Ilic S, Wolf T, et al (eds) *Proceedings of BigScience Episode #5 – Workshop on Challenges & Perspectives in Creating Large Language Models*. ACL, pp 95–136, <https://doi.org/10.18653/v1/2022.bigscience-1.9>
- Bouthillier X, Laurent C, Vincent P (2019) Unreproducible research is reproducible. In: *Proceedings of the 36th International Conference on Machine Learning*. PMLR, pp 725–734
- Chang Y, Wang X, Wang J, et al (2024) A survey on evaluation of large language models. *ACM Trans Intell Syst Technol* <https://doi.org/10.1145/3641289>
- Chen M, Tworek J, Jun H, et al (2021) Evaluating Large Language Models trained on code. <https://arxiv.org/abs/2107.03374>
- Cui KZ, Demirer M, Jaffe S, et al (2024) The Productivity Effects of Generative AI: Evidence from a Field Experiment with GitHub Copilot. An MIT Exploration of Generative AI <https://mit-genai.pubpub.org/pub/v5iixksv>
- Dabic O, Aghajani E, Bavota G (2021) Sampling projects in GitHub for MSR studies. In: *Proceedings of the 2021 IEEE/ACM 18th International Conference on Mining Software Repositories*. IEEE, <https://doi.org/10.1109/msr52588.2021.00074>
- Ding H, Kumar V, Tian Y, et al (2023) A static evaluation of code completion by large language models. In: Sitaram S, Beigman Klebanov B, Williams JD (eds) *Proceedings of the 61st Annual Meeting of the Association for Computational Linguistics (Volume 5: Industry Track)*. ACL, Toronto, Canada, pp 347–360, <https://doi.org/10.18653/v1/2023.acl-industry.34>
- Dubey A, Jauhri A, Pandey A, et al (2024) The Llama 3 herd of models. <https://arxiv.org/abs/2407.21783>
- Farquhar S, Kossen J, Kuhn L, et al (2024) Detecting hallucinations in large language models using semantic entropy. *Nature* 630(8017):625–630. <https://doi.org/10.1038/s41586-024-07421-0>

- Fried D, Aghajanyan A, Lin J, et al (2023) InCoder: A generative model for code infilling and synthesis. In: Proceedings of the 11th International Conference on Learning Representations
- Guo D, Lu S, Duan N, et al (2022) UniXcoder: Unified cross-modal pre-training for code representation. In: Muresan S, Nakov P, Villavicencio A (eds) Proceedings of the 60th Annual Meeting of the Association for Computational Linguistics (Volume 1: Long Papers). ACL, Dublin, Ireland, pp 7212–7225, <https://doi.org/10.18653/v1/2022.acl-long.499>
- Hindle A, Barr ET, Su Z, et al (2012) On the naturalness of software. In: Proceedings of the 34th International Conference on Software Engineering. IEEE Press, pp 837–847
- Hou X, Zhao Y, Liu Y, et al (2024) Large language models for software engineering: A systematic literature review. *ACM Trans Softw Eng Methodol* 33(8). <https://doi.org/10.1145/3695988>
- Husein RA, Aburajouh H, Catal C (2025) Large language models for code completion: A systematic literature review. *Computer Standards & Interfaces* 92:103917. <https://doi.org/10.1016/j.csi.2024.103917>
- Huyen C (2019) Evaluation metrics for language modeling. *The Gradient*
- Ince DC, Hatton L, Graham-Cumming J (2012) The case for open computer programs. *Nature* 482(7386):485–488. <https://doi.org/10.1038/nature10836>
- International Organization for Standardization (2025) Information Technology — SoftWare Hash IDentifier (SWHID) Specification V1.2. ISO, Geneva, Switzerland, ISO/IEC 9075:2003
- Izadi M, Katzy J, Van Dam T, et al (2024) Language models for code completion: A practical evaluation. In: Proceedings of the 46th International Conference on Software Engineering. ACM, New York, NY, USA, <https://doi.org/10.1145/3597503.3639138>
- Jelinek F, Mercer RL, Bahl LR, et al (1977) Perplexity—a measure of the difficulty of speech recognition tasks. *The Journal of the Acoustical Society of America* 62(S1):S63. <https://doi.org/10.1121/1.2016299>
- Jiang AQ, Sablayrolles A, Mensch A, et al (2023) Mistral 7B. <https://arxiv.org/abs/2310.06825>
- Jiang AQ, Sablayrolles A, Roux A, et al (2024) Mixtral of Experts. <https://arxiv.org/abs/2401.04088>
- Kalliamvakou E, Gousios G, Blincoe K, et al (2015) An in-depth study of the promises and perils of mining GitHub. *Empirical Software Engineering* 21(5):2035–2071.

<https://doi.org/10.1007/s10664-015-9393-5>

- Karampatsis RM, Babii H, Robbes R, et al (2020) Big code != big vocabulary: open-vocabulary models for source code. In: Proceedings of the ACM/IEEE 42nd International Conference on Software Engineering. ACM, New York, NY, USA, pp 1073–1085, <https://doi.org/10.1145/3377811.3380342>
- Kendall MG (1938) A New Measure of Rank Correlation. *Biometrika* 30(1-2):81–93. <https://doi.org/10.1093/biomet/30.1-2.81>
- Kim S, Zhao J, Tian Y, et al (2021) Code prediction by feeding trees to transformers. In: Proceedings of the 2021 IEEE/ACM 43rd International Conference on Software Engineering, pp 150–162, <https://doi.org/10.1109/ICSE43902.2021.00026>
- Knuth DE (1984) Literate programming. *Comput J* 27(2):97–111. <https://doi.org/10.1093/comjnl/27.2.97>
- Li J, Zhao Y, Li Y, et al (2024) AceCoder: An effective prompting technique specialized in code generation. *ACM Trans Softw Eng Methodol* <https://doi.org/10.1145/3675395>
- Li R, Allal LB, Zi Y, et al (2023) StarCoder: may the source be with you! *Transactions on Machine Learning Research*
- Liu J, Xia CS, Wang Y, et al (2024a) Is your code generated by ChatGPT really correct? rigorous evaluation of large language models for code generation. In: Proceedings of the 37th International Conference on Neural Information Processing Systems. Curran Associates, Inc., Red Hook, NY, USA
- Liu M, Wang J, Lin T, et al (2024b) An empirical study of the code generation of safety-critical software using LLMs. *Applied Sciences* 14(3). <https://doi.org/10.3390/app14031046>
- Liu Y, Ott M, Goyal N, et al (2019) RoBERTa: A robustly optimized BERT pretraining approach. *CoRR* abs/1907.11692. <https://arxiv.org/abs/1907.11692>
- Lozhkov A, Li R, Allal LB, et al (2024) StarCoder 2 and The Stack v2: The next generation. <https://arxiv.org/abs/2402.19173>
- Lu S, Guo D, Ren S, et al (2021) CodeXGLUE: A machine learning benchmark dataset for code understanding and generation. In: Proceedings of the 35th Conference on Neural Information Processing Systems Datasets and Benchmarks Track (Round 1)
- Meta (2024) Llama 3.2: Revolutionizing edge AI and vision with open, customizable models. <https://ai.meta.com/blog/llama-3-2-connect-2024-vision-edge-mobile-devices/>

- Moroz EA, Grizkevich VO, Novozhilov IM (2022) The potential of Artificial Intelligence as a method of software developer’s productivity improvement. In: 2022 Conference of Russian Young Researchers in Electrical and Electronic Engineering (ElConRus). IEEE, <https://doi.org/10.1109/elconrus54750.2022.9755659>
- Nam D, Macvean A, Hellendoorn V, et al (2024) Using an LLM to help with code understanding. In: Proceedings of the 2024 IEEE/ACM 46th International Conference on Software Engineering. IEEE, Los Alamitos, CA, USA, pp 881–881
- Nijkamp E, Pang B, Hayashi H, et al (2023) CodeGen: An open large language model for code with multi-turn program synthesis. In: Proceedings of the 11th International Conference on Learning Representations
- Pan R, Ibrahimzada A, Krishna R, et al (2024) Lost in translation: A study of bugs introduced by large language models while translating code. In: Proceedings of the 2024 IEEE/ACM 46th International Conference on Software Engineering. IEEE, Los Alamitos, CA, USA, pp 866–866
- Petersen K, Vakkalanka S, Kuzniarz L (2015) Guidelines for conducting systematic mapping studies in software engineering: An update. *Inf Softw Technol* 64:1–18. <https://doi.org/10.1016/j.infsof.2015.03.007>
- Platt JC (1999) Probabilistic outputs for support vector machines and comparisons to regularized likelihood methods. *Advances in Large Margin Classifiers* 10(3):61–74
- Ray B, Hellendoorn V, Godhane S, et al (2016) On the “naturalness” of buggy code. In: Proceedings of the 38th International Conference on Software Engineering. ACM, New York, NY, USA, pp 428–439, <https://doi.org/10.1145/2884781.2884848>
- Rozière B, Gehring J, Gloeckle F, et al (2024) Code Llama: Open foundation models for code. <https://arxiv.org/abs/2308.12950>
- Russell B (1998) *Mortals and Others, Volume II: American Essays, 1931–1935*, Routledge, chap “The Triumph of Stupidity”, pp 27–28
- Schwartz RL, Foy BD, Phoenix T (2011) *Learning Perl*. O’Reilly, Sebastopol, CA
- Sharma A, David C (2025) Assessing correctness in LLM-based code generation via uncertainty estimation. <https://arxiv.org/abs/2502.11620>
- Sharma T (2024) LLMs for code: The potential, prospects, and problems. In: Proceedings of the 2024 IEEE 21st International Conference on Software Architecture Companion, pp 373–374, <https://doi.org/10.1109/ICSA-C63560.2024.00067>
- Sharma T, Kechagia M, Georgiou S, et al (2024) A survey on machine learning techniques applied to source code. *Journal of Systems and Software* 209:111934. <https://doi.org/10.1016/j.jss.2023.111934>

- Sheoran J, Blincoe K, Kalliamvakou E, et al (2014) Understanding “watchers” on GitHub. In: Proceedings of the 11th Working Conference on Mining Software Repositories. ACM, pp 336–339, <https://doi.org/10.1145/2597073.2597114>
- Shihab MIH, Hundhausen C, Tariq A, et al (2025) The effects of GitHub Copilot on computing students’ programming effectiveness, efficiency, and processes in brown-field coding tasks. In: Proceedings of the 2025 ACM Conference on International Computing Education Research V.1. Association for Computing Machinery, New York, NY, USA, ICER ’25, pp 407–420, <https://doi.org/10.1145/3702652.3744219>, URL <https://doi.org/10.1145/3702652.3744219>
- Spearman C (1904) The proof and measurement of association between two things. *The American Journal of Psychology* 15(1):72–101
- Spiess C, Gros D, Pai KS, et al (2025) Calibration and correctness of language models for code. In: Proceedings of the IEEE/ACM 47th International Conference on Software Engineering. IEEE Computer Society, Los Alamitos, CA, USA, pp 495–507, <https://doi.org/10.1109/ICSE55347.2025.00040>
- Spinellis D, Kotti Z, Mockus A (2020) A dataset for github repository deduplication. In: Proceedings of the 17th International Conference on Mining Software Repositories. ACM, <https://doi.org/10.1145/3379597.3387496>
- Touvron H, Lavril T, Izacard G, et al (2023a) LLaMA: Open and efficient foundation language models. <https://arxiv.org/abs/2302.13971>
- Touvron H, Martin L, Stone K, et al (2023b) Llama 2: Open foundation and fine-tuned chat models. <https://arxiv.org/abs/2307.09288>
- Tunstall L, von Werra L, Wolf T (2022) *Natural Language Processing with Transformers*, Revised Edition. O’Reilly Media, Inc.
- Wang B, Komatsuzaki A (2021) GPT-J-6B: A 6 billion parameter autoregressive language model. URL <https://github.com/kingoflolz/mesh-transformer-jax>
- Wang J, Chen Y (2023) A review on code generation with LLMs: Application and evaluation. In: Proceedings of the 2023 IEEE International Conference on Medical Artificial Intelligence. IEEE, Los Alamitos, CA, USA, pp 284–289, <https://doi.org/10.1109/MedAI59581.2023.00044>
- Wang S, Li Z, Qian H, et al (2023) ReCode: Robustness evaluation of code generation models. In: Rogers A, Boyd-Graber J, Okazaki N (eds) Proceedings of the 61st Annual Meeting of the Association for Computational Linguistics (Volume 1: Long Papers). ACL, Toronto, Canada, pp 13818–13843, <https://doi.org/10.18653/v1/2023.acl-long.773>

- Xie R, Zeng Z, Yu Z, et al (2024) CodeShell technical report. <https://arxiv.org/abs/2403.15747>
- Xu FF, Alon U, Neubig G, et al (2022a) A Systematic Evaluation of Large Language Models of Code. <https://doi.org/10.5281/zenodo.6363556>
- Xu FF, Alon U, Neubig G, et al (2022b) A systematic evaluation of large language models of code. In: Proceedings of the 6th ACM SIGPLAN International Symposium on Machine Programming. ACM, New York, NY, USA, pp 1–10, <https://doi.org/10.1145/3520312.3534862>
- Xu Z, Sheng VS (2024) Detecting AI-generated code assignments using perplexity of large language models. Proceedings of the AAAI Conference on Artificial Intelligence 38(21):23155–23162. <https://doi.org/10.1609/aaai.v38i21.30361>
- Yang Z, Zhao Z, Wang C, et al (2024) Unveiling memorization in code models. In: Proceedings of the IEEE/ACM 46th International Conference on Software Engineering. ACM, New York, NY, USA, <https://doi.org/10.1145/3597503.3639074>
- Zan D, Chen B, Zhang F, et al (2023) Large language models meet NL2Code: A survey. In: Rogers A, Boyd-Graber J, Okazaki N (eds) Proceedings of the 61st Annual Meeting of the Association for Computational Linguistics (Volume 1: Long Papers). ACL, Toronto, Canada, pp 7443–7464, <https://doi.org/10.18653/v1/2023.acl-long.411>
- Zhang K, Zhang H, Li G, et al (2023) ToolCoder: Teach code generation models to use API search tools. <https://arxiv.org/abs/2305.04032>
- Zheng Q, Xia X, Zou X, et al (2023) CodeGeeX: A pre-trained model for code generation with multilingual benchmarking on HumanEval-X. In: Proceedings of the 29th ACM SIGKDD Conference on Knowledge Discovery and Data Mining. ACM, New York, NY, USA, pp 5673–5684, <https://doi.org/10.1145/3580305.3599790>
- Zheng Z, Ning K, Wang Y, et al (2024) A survey of large language models for code: Evolution, benchmarking, and future trends. <https://arxiv.org/abs/2311.10372>
- Zhou L, Schellaert W, Martínez-Plumed F, et al (2024) Larger and more instructable language models become less reliable. Nature 634(8032):61–68. <https://doi.org/10.1038/s41586-024-07930-y>
- Ziegler A, Kalliamvakou E, Li XA, et al (2024) Measuring GitHub Copilot’s impact on productivity. Communications of the ACM 67(3):54–63. <https://doi.org/10.1145/3633453>