

From Benchmark Data To Applicable Program Repair: An Experience Report

Mahinthan Chandramohan, Jovan Jancic, Yuntong Zhang¹ and Padmanabhan Krishnan

Oracle Labs

Brisbane, Australia

{mahin.chandramohan, jovan.jancic, paddy.krishnan}@oracle.com

Abstract—This paper describes our approach to automated program repair. We combine various techniques from the literature to achieve this. Our experiments show that our approach performs better than other techniques on standard benchmarks. However, on closer inspection, none of these techniques work on realistic defects that we see in industry.

We find that augmenting code with formal specifications enables LLMs to generate higher-quality unit tests, especially for complex production code with improved coverage of edge cases and exception handling. However, specifications add little value for well-understood errors (e.g., null pointer, index out of bounds), but are beneficial for logic and string manipulation errors. Despite encouraging benchmark results, real-world adoption is limited since passing tests do not guarantee correct patches. Current challenges include insufficient expressiveness of the JML specification language, necessitating advanced verification tools and richer predicates. Our ongoing work is exploring contract automata, programming by example, and test-case repair, with a focus on integrating human feedback and measuring productivity gains — highlighting the gap between academic benchmarks and practical industry needs.

Index Terms—Bug localisation, Specification Generation, Intent Inference

I. INTRODUCTION

Automated program repair has been studied extensively. The initial techniques to repair defects used various ideas from software engineering and program analysis. These include defect localisation by perhaps using failing tests and other information such as changes to the code which could have introduced the defect, classifying the type of defect to see what types of repairs could be feasible (e.g., template based repair, constraint-based repair), actual patch generation and test generation to validate the generated patch. Overall, the aim of program repair is to search the space of program fragments and identify the program fragments that can be part of the patch [16].

More recently, machine learning techniques using large language models (LLMs) have been used in the process [30], [32], [33]. Given the complexity of finding a repair once a defect has been reported, LLM-based agent systems are also becoming popular [2], [24]. For instance, RepairAgent [2] interacts with a set of tools to analyse and fix bugs. While the LLM decides how to use the tools, a state machine is used to provide guidance to the LLM. Also, the tools they describe are relatively simple (e.g., searching the code for relevant classes

or methods). In practice, for this to be effective, one has to combine ideas from program analysis with LLMs [10], [12].

In this paper we present our solution that can be used with agent-based systems that addresses the different aspects of program repair. In the next section we outline the various steps that can be involved in automated program repair which motivates our solution which is described in Section III. This solution includes bug localisation, test generation, use of suitable contexts and specification generation.

A key contribution of our work is described in Section IV where we examine the effectiveness of our approach on standard benchmark programs and how applicable are these techniques to real situations. We identify shortcomings in using aggregated results and illustrate, via a few examples, the importance of the human in the loop. Thus for real systems, the current approaches (including our own) do not achieve automated program repair; rather it is a tool that can potentially help improve productivity.

II. GENERAL APPROACH

We now describe the typical process taken by a developer to fix a reported defect.

(1) When a defect is reported, one must identify the root cause of the defect. This is because the location where the defect manifests (i.e., a crash) need not be the root cause. (2) Furthermore, the reporter of the defect may not provide full information, say because of sensitivity. Hence one needs to be able to reproduce the defect. (3) Once the location of the defect has been identified, one needs to identify what is exactly incorrect. In manual approaches, the developers rely on their insights into the code. However, if this has to be automated some formality is required, e.g., information from static analysers such as path conditions or explicit formal specifications, if available. (4) Such constraints from the existing program will characterise what is wrong, but they by themselves do not address what is a correct specification. Hence techniques to generate a correct specification need to be identified. (5) Using the information from the previous steps, one has to generate the actual patch. (6) Once the patch has been generated, we have to validate the patch. This could use the tests that exposed the defect. However, we must also ensure that the generated patch neither introduces new defects nor overfits the defect report, so that it passes existing test cases and generalizes beyond them [14]

¹Currently at the National University of Singapore.

Although we present the process as a sequence, in practice, there are multiple workflows that are possible. This is especially true when LLMs are used where incorrect information from previous phases may need to be corrected. For this one can use agents [2], [24].

Other aspects not directly considered in the general process include trusting the code that is generated [25], validating the prompts [26] and validating the agents themselves [28]. These are important considerations before we can deploy our solutions in production.

III. OUR CONTRIBUTION

Our overall approach aligns with the steps outlined in Section II. However, there are a few key differences which has led to the development of specific tools. For instance, we could not use monolithic tools (e.g., static analysers) directly. While they report defects along with associated abstract traces, we needed access to many of the internal details. Without the internal details, the LLMs are not effective as they are not mature enough to handle coarse summarised information. LLMs are, in general, incompatible with the tools designed for large-scale code, which were intended for human use without consideration for LLM integration.

We explain this via a specific example of defects that depend on taint analysis. While, our static analysis tool reported that a particular value was tainted, the reasons why they are tainted was not available, except in the abstract trace. But this is required for program repair as the sanitisation has to be applied to the source of the taint. Listing 1 illustrates this.

Listing 1. Taint propagation psuedo-code

```
String userInput;
String getInput() {
    userInput = read();
}

void executeStatement() {
    y = "SELECT a from A WHERE" +
        userInput;
    jdbcCall(y);
}
```

Static analysers will report that variable y is tainted. But from a repair perspective, we need to sanitise the field `userInput` to prevent a potential SQL injection attack. For this we need both interprocedural and field-sensitive analysis. It is the results of such analyses that LLMs are unable to infer directly. Therefore, in general, the internal details of various tools need to be exposed.

While languages like CodeQL [27] can be used to write specifications with limited scope (e.g., field-sensitive flow analysis) and then used in an incremental fashion, licensing issues prevented from using it in our explorations.

Based on the above observations, we use the workflow depicted in Figure 1. We have developed tools with a focused scope that address each step in the workflow. These are described in the next sections.

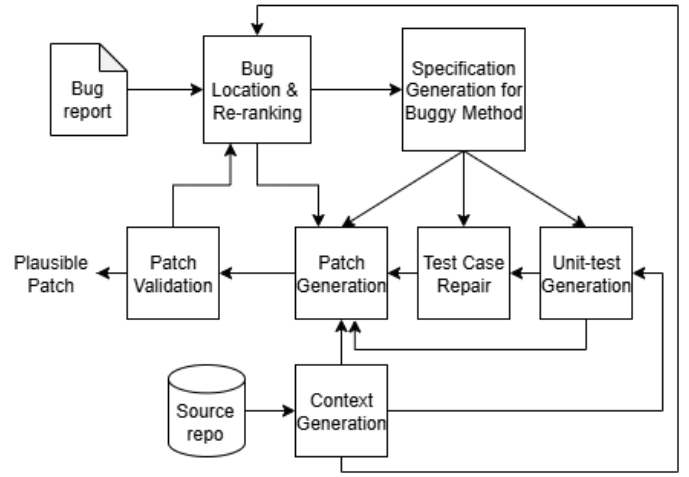


Fig. 1. Proposed Automated Program Repair Workflow

A. Bug Localisation and Reproduction

We have developed a technique that identifies plausible bug locations at commit, file and line level [4]. The commit and line level information enables the downstream tasks to work better than purely file-level localisation techniques [3].

Our approach uses a pre-trained model based on UniXCoder [7] and uses LLMs to rank the proposed locations. Our pre-trained model was developed before LLMs were accessible. Pragmatics means that we cannot throw away what has been developed and we cannot redo that work using only LLMs. Also, as part of reproducing the bug, we use various test generation techniques [20] including unit test generation [5].

B. Context Generation

For all the steps outlined earlier, it is important to give the LLMs the right context [17], [23]. In our experience, the context needs to have the third party public APIs that are invoked by the code. Hence apart from the code in the application's repository, we also extract the public API of all the imported libraries via the Tree-sitter library¹. Other context information is specific to the task that is being performed. Performance, at least the initial set up, is an important consideration. Since context generation is similar to IDEs creating suitable indexes, we compared our work with the community version of IntelliJ². The results for the initial indexing/context creation are presented in Table I. The context is continuously updated via monitoring the changes to the repository. As the time taken for this is also comparable to, or even better than, the time taken by IntelliJ to update the index, the performance has been deemed to be acceptable by production groups within Oracle.

C. Formal Specification Generation

Adopting a specification-based technique requires tools that can work on incomplete code. Hence we are unable most off-

¹<https://tree-sitter.github.io/tree-sitter>

²<https://www.jetbrains.com/idea/>

TABLE I
CONTEXT GENERATION VS INTELLIJ INDEXING TIME

Project Name	# Methods	IntelliJ Indexing	Context Generation
Spring-framework	90,296	214.61s	179.92s
Spring-boot	49,255	197.96s	99.11s
Micronaut-core	21,145	149.81s	43.64s

the-shelf static analysis tools as they require the program to be compilable. Our approach to specification generation, which is similar to the techniques described in [18], [15], includes both the failing and passing tests, buggy method, and the list of callee methods reachable via the buggy method in the context.

Since specifications are not available, we rely on the LLM to generate them. However, we verify the generated specification using tools like OpenJML [22].

Our specification generation workflow assumes the following input: a buggy codebase, one or more failing tests, the buggy method name, as well as a configurable maximum iteration number. We assume the buggy method to be fixed is known from the bug localisation technique explained in Section III-A. It first retrieves the names of the methods that are called by the buggy method, where it invokes context generation (Section III-B) to obtain callee methods to the buggy method which are also defined in the target project codebase. The callee methods together with the buggy method form the context for generating the initial specification. Here, JML specifications for the callee methods are also generated so that the verifier can be run on the buggy method later.

After the initial JML specification has been generated by an LLM, our technique enters a *specification refinement* loop. Here, the current JML specification is first verified by running it against the buggy codebase using the OpenJML [22] verification engine. At this step, the verification can fail either because (1) the JML specification has either syntactic or semantic errors, or (2) the JML specification correctly captures the intended behaviour of the buggy code so the verification engine reports errors. In the refinement loop, we instruct the LLM to examine the verification output and improve the previous JML specification with respect to the first type of error (i.e., the JML specification has syntactic or semantic errors).

The procedure terminates and returns the final JML specification when either no further syntactic or semantic errors are detected and OpenJML successfully verifies the specification, or resource limits are reached.

Figure 2 illustrates the workflow of the formal specification generation and refinement process. It also includes the example prompts (simplified) for specification generation and refinement.

D. Unit Test Generation

The formal specification described earlier is useful in our approach to generate unit tests. That is, by augmenting the code with the specification, the LLM is able to generate better unit tests. These include test cases that exercised edge cases

and generated exceptions (which is often the case for buggy behaviour). Based on an experiment with the Oracle Code Assist team³ on cases which were deemed to be challenging, our tool was able to generate better unit tests for about 68% of methods as opposed to around 42% of methods that the various techniques were able to do so. The quality of the tests were evaluated manually by the owners of the code-base.

E. Patch Generation

We extend CigaR [9] with specification generation. In particular, we use the bug description, the buggy method, and the generated JML specifications to produce plausible patches. That is, in addition to instructing the LLM to generate candidate patches, we include the auto-generated JML specification when constructing the prompt for patch generation.

In this workflow, we first attempt to generate the patch using the original prompt without specifications (plain mode). If this attempt is unsuccessful, we then extend the prompt with JML specifications (mixed mode) that has been generated.

IV. EVALUATION

We conducted experiments with our implemented prototype on the Defects4J v2.1 dataset. The Defects4J dataset [11] is widely used for evaluating program repair techniques for Java. We considered all bugs in the Defects4J v2.1 dataset which can be fixed within a single method, which yielded the dataset consisting of 257 bugs. As we did not have access to all the tools and latest frontier LLM models internally, we compare our approach with the original CigaR [9] and use the Llama-3.1 405B model [19] as the backend LLM for both tools (with temp = 0). Note that the Defects4J dataset does not require bug localisation or test cases to reproduce the bugs. Therefore, we do not report results for those phases of our approach. While data-leakage is an issue, [34] shows Defects4J v2.1 has a leaked ratio of 0.41%.

TABLE II
NUMBER OF BUGS RESOLVED BY CIGAR PLAIN-MODE ([9]) AND CIGAR MIXED-MODE (OURS)

Bug Type	# of bugs	CigaR [9]	Ours
Logic error	145	30	34
Incorrect handling of edge cases	33	10	12
Null pointer	14	7	7
Index out of bound	15	6	6
Exception/Warning not thrown	15	3	3
Type error	6	3	4
String manipulation error	12	1	6
Infinite loop / Stack overflow	5	2	1
New line-related error	5	1	1
Integer overflow	2	0	1
EOF related error	1	0	0
Subclassing error	3	0	0
Wrong exception thrown	1	0	0
Total	257	63	75

The results are presented in Table II. We categorised bugs into 13 distinct bug types (e.g., null pointer, logic error, etc.) to

³<https://www.oracle.com/au/application-development/code-assist/>

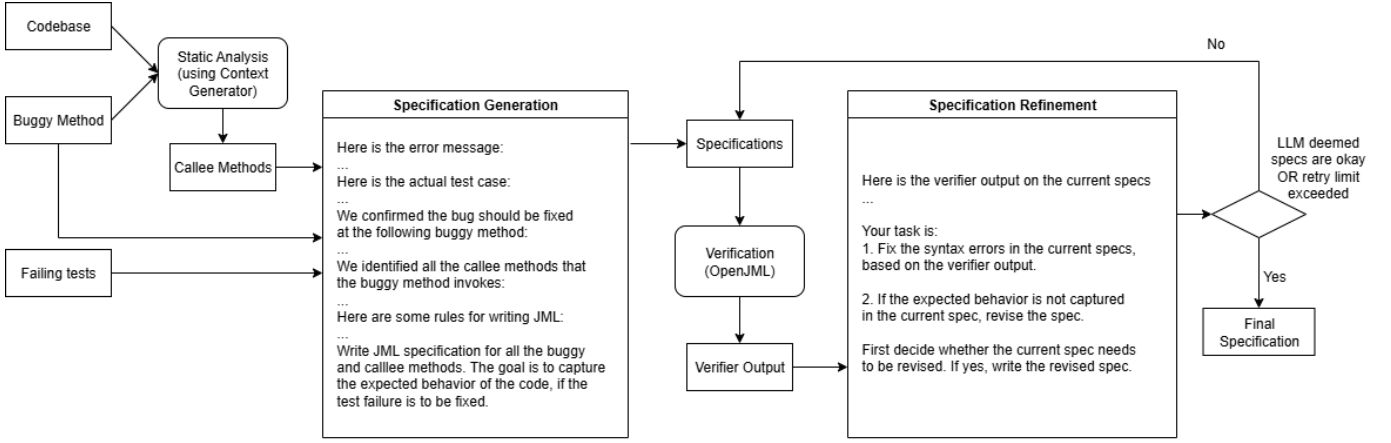


Fig. 2. Formal Specification Generation and Refinement Workflow

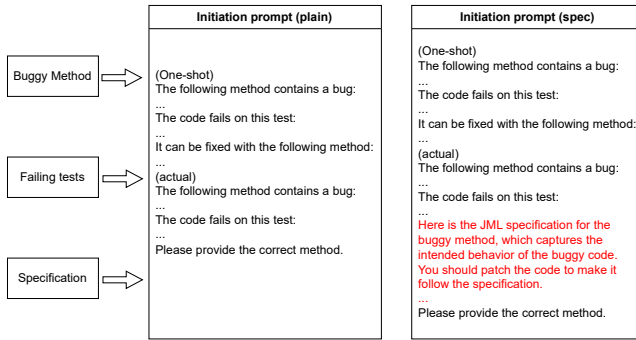


Fig. 3. Patch generation prompt, with and without specifications.

facilitate analysis of the impact of specification generation on each bug category. We mark the plausible patches generated by our approach as fixing the defect if the patch passes all the tests associated with the benchmark. Experimental results show that while CigaR can find plausible patches for 24.5% of the bugs in the dataset, our approach can find plausible patches for 29.2% of the bugs. It should be noted that these results could be further improved by using state-of-the-art frontier LLM models, such as Claude 4 [1], Gemini 2.5 Pro [6], and GPT-4o [21]. However, our primary objective is to investigate the impact of formal specification on automated program repair.

The main conclusion we can draw is that specifications are not useful when the semantics of the error is clear. For example, null pointer exception, index out of bounds or integer overflow are well understood and do not need formal specifications.

This is best illustrated by the fix for Cli-5. The bug report (Listing 2) and the failing tests make it clear that the a null pointer exception is thrown. Our approach generates the necessary patch of generating the check for the null. The JML specification generated (Listing 3) also captures this, along with a specification for the other behaviours (where a substring is returned). Hence the specification generated for the

method is not useful.

Listing 2. Bug Report: Cli-5

```

NullPointerException in Util.
    stripLeadingHyphens when passed a null
    argument
If you try to do a hasOption(null), you get a
NPE:
java.lang.NullPointerException
    at org.apache.commons.cli.Util.
        stripLeadingHyphens(Util.java:39)
...
  
```

Listing 3. Generated JML specification: Cli-5

```

/*@requires str != null;
@ensures str.startsWith("--") ==> \result
    == str.substring(2, str.length());
@ensures str.startsWith("-") ==> \result ==
    str.substring(1, str.length());
@ensures !str.startsWith("--") ==> \result
    == str;
@assigns \nothing; */
  
```

However, generated specifications can be useful for logic errors, incorrect handling of edge cases and String manipulation errors. For example, the JML specification generated for JacksonDatabind-99 demonstrates that the specification (Listing 5) can be used to precisely capture the String manipulation issue described in the bug report (Listing 4).

Listing 4. Bug Report: JacksonDatabind-99

```

...
new ReferenceType(new TypeFactory(new LRUMap<
    Object, JavaType>(0, 10000)).constructType
    (Object.class), new PlaceholderForType(0))
    .toCanonical()
yields:
    java.lang.Object<$1
while the expected value is:
    java.lang.Object<$1>
  
```

Listing 5. Generated JML Specification: JacksonDatabind-99

```

/*@requires _class != null;
@required _referencedType != null;
  
```

```

@ensures \result != null;
@ensures \result.startsWith(_class.getName
    () + "<");
@ensures \result.endsWith(">");
@assigns \nothing; */

```

In our internal experiments we have discovered that specifications are useful for unit-test generation especially ones that test edge cases. For example, for a binary-search tree implementation, the available tests were very limited. Generating a JML specification enabled our approach to generate tests that checked for various edge case such as inserting a null key, a duplicate key, deletion from an empty tree including sequence of deletes from a single node tree.

A. Limitations of the benchmark dataset

We show a few examples to illustrate why promising results on benchmarks do not necessarily translate to adoption for our internal code-bases. The main thrust of our argument is that even if the patch passes the tests, it may not be the correct patch because, often there are only limited number of test cases.

The first example we consider is Codec-10. The bug report notes that instead of changing the characters at the end from mb to m2 it makes changes at the start. The ground-truth patch, where it changes the regular expression ^mb with $\text{mb\$}$, is correct. However, the generated patch and the JML specification are incorrect (Listing 6). But there are no test cases to distinguish the generated with the correct patch. Hence if the input is mb123, the behaviour of the generated patch will be incorrect. Note that the test input mbmb is not sufficient as the first branch of the if-then-else is executed.

Listing 6. Patch with JML Specification: Codec-10

```

/* @requires txt != null;
@ensures \result != null
@ensures \result.startsWith("M") ==> txt.
    startsWith("mb");
@ensures \result.startsWith("MP") ==> txt.
    startsWith("mbmb");
*/
if (txt.endsWith("mb")) {
    txt = txt.substring(0, txt.length() - 2) +
        "m2";
} else {
    txt = txt.replaceAll("^mb", "m2");
}

```

The second example we present is Codec-17 where a null pointer exception was thrown. This was because instead of calling a local method called `newString`, the code invoked the constructor `new String`. The generated patch along with the JML specification is shown in Listing 7. All the test cases check only for null and hence the generated patch passes them. However, it is incorrect from a functionality perspective.

Listing 7. Patch with JML Specification: Codec-17

```

/* @requires bytes != null;
@ensures \result != null;
@signals (NullPointerException e) bytes ==
    null;

```

```

*/
public static String newStringIso8859_1(final
    byte[] bytes) {
    return bytes == null ? null : new String(
        bytes, Charsets.ISO_8859_1);
}

```

The final example we consider illustrates a mixture of deficiencies in the benchmark Cli-3. The defect is how the `Number` object is created from a string. The groundtruth patch creates values which are either `Double` or `Long` depending on whether the string has a decimal point. But the relevant test cases only checks for `Double` (i.e., `assertEquals("number flag n", Double.valueOf(4.5), line.getOptionObject("n"));`). Hence the plausible patch generated which either returns a `Double` or throws a `NumberFormatException` is accepted by the test cases. The incorrect JML specification generated is `@ensures \result.doubleValue()= Double.parseDouble(str).`

These plausible patches give the false impression that the bugs have been fully fixed, when in fact they have not been fixed or only partially fixed. Our initial assumption was that failing tests would provide sufficient information about the intended behaviour of the code. However, when failing tests are incomplete or misleading, it becomes difficult to infer the intended behaviour. Hence, a human in the loop is necessary who can correct either the generated patch or generated specification.

V. CONCLUSION AND FUTURE WORK

In this paper we have presented our approach to automatic program repair. The process we have, uses a number of tools to mimic the standard software engineering process. We have evaluated our approach on well-known benchmarks and highlighted the limitations in translating the results to real codebases. The main conclusion of our study is that techniques that work well on standard benchmarks do not necessarily perform well on real systems without a human in the loop.

We outline some of the ideas that we are currently exploring. Our current use of agents is simplistic and we are investigating the use of contract automata [29] as part of the agent framework. With a view to understanding the correct intent of the system with the defect, we are also investigating the possibility of combining programming by example and data-flow analysis of program fragments [13].

In the context of the specification generation and validation, we have situations where JML is not sufficient. More complex predicates and hence verification tools like Java Path Finder [8] are necessary. We are also exploring the idea of extending the specifications with internal predicates [31] to narrow down the behaviour of the code beyond method level. We are also applying our ideas to test-case repair based on the intent (informal specification) that we are generating from the bug report and various test cases.

Finally, since we have human in the loop, the plausible patches we generate have to help the developer fix the defect. Hence we need to conduct a study to understand productivity gains.

REFERENCES

- [1] Anthropic. Introducing claude 4. <https://www.anthropic.com/news/claude-4>. Accessed: 2025-07-30.
- [2] I. Bouzenia, P. Devanbu, and M. Pradel. RepairAgent: An autonomous LLM-based agent for program repair. *arXiv preprint arXiv:2403.17134*, 2024.
- [3] P. Chakraborty, M. Alfadel, and M. Nagappan. Rlocator: Reinforcement learning for bug localization. *arXiv preprint arXiv:2305.05586*, 2023.
- [4] M. Chandramohan, D. Q. Nguyen, P. Krishnan, and J. Jancic. Supporting cross-language cross-project bug localization using pre-trained language models. *arXiv preprint arXiv:2407.02732*, 2024.
- [5] Y. Chen, Z. Hu, C. Zhi, J. Han, S. Deng, and J. Yin. Chatunitest: A framework for LLM-based test generation. In *Companion Proceedings FSE*, pages 572–576, 2024.
- [6] Google. Gemini 2.5 pro. <https://deepmind.google/models/gemini/pro/>. Accessed: 2025-07-30.
- [7] Daya Guo, Shuai Lu, Nan Duan, Yanlin Wang, Ming Zhou, and Jian Yin. Unixcoder: Unified cross-modal pre-training for code representation. *arXiv preprint arXiv:2203.03850*, 2022.
- [8] K. Havelund and T. Pressburger. Model checking java programs using java pathfinder. *International Journal on Software Tools for Technology Transfer*, pages 366–381, 2000.
- [9] D. Hidvégi, K. Etemadi, S. Bobadilla, and M. Monperrus. Cigar: Cost-efficient program repair with llms. *arXiv preprint arXiv:2402.06598*, 2024.
- [10] M. Jin, S. Shahriar, M. Tufano, X. Shi, S. Lu, N. Sundaresan, and A. Svyatkovskiy. Inferfix: End-to-end program repair with LLMs. *arXiv preprint arXiv:2303.07263*, 2023.
- [11] R. Just, D. Jalali, and M. D. Ernst. Defects4j: A database of existing faults to enable controlled testing studies for Java programs. In *Proceedings of the 2014 international symposium on software testing and analysis*, pages 437–440, 2014.
- [12] P. Kesseli, P. O’Hearn, and R. S. Cabral. Logic.py: Bridging the gap between LLMs and constraint solvers. *arXiv preprint arXiv:2502.15776*, 2025.
- [13] R. Khan, S. Gulwani, V. Le, A. Radhakrishna, A. Tiwari, and G. Verbruggen. LLM-guided compositional program synthesis. *arXiv preprint arXiv:2503.15540*, 2025.
- [14] Xuan-Bach D Le, Ferdian Thung, David Lo, and Claire Le Goues. Overfitting in semantics-based automated program repair. In *Proceedings of the 40th international conference on software engineering*, pages 163–163, 2018.
- [15] T. Le-Cong, B. Le, and T. Murray. Can LLMs reason about program semantics? a comprehensive evaluation of llms on formal specification inference. *arXiv preprint arXiv:2503.04779*, 2025.
- [16] C. Le Goues, M. Pradel, and A. Roychoudhury. Automated program repair. *Communications of the ACM*, 62(12):56–65, 2019.
- [17] Xiangyan Liu, Bo Lan, Zhiyuan Hu, Yang Liu, Zhicheng Zhang, Fei Wang, Michael Shieh, and Wenmeng Zhou. Codexgraph: Bridging large language models and code repositories via code graph databases. *arXiv preprint arXiv:2408.03910*, 2024.
- [18] L. Ma, S. Liu, Y. Li, X. Xie, and L. Bu. Specgen: Automated generation of formal program specifications via large language models. *arXiv preprint arXiv:2401.08807*, 2024.
- [19] Meta. Introducing llama 3.1: Our most capable models to date. <https://ai.meta.com/blog/meta-llama-3-1/>. Accessed: 2025-07-30.
- [20] N. Nashid, I. Bouzenia, M. Pradel, and A. Mesbah. Issue2test: Generating reproducing test cases from issue reports. *arXiv preprint arXiv:2503.16320*, 2025.
- [21] OpenAI. Hello gpt-4o. <https://openai.com/index/hello-gpt-4o/>. Accessed: 2025-07-30.
- [22] OpenJML.org. Openjml. <https://www.openjml.org/>. Accessed: 2025-07-30.
- [23] X. Qu, F. Zuo, X. Li, and J. Rhee. Context matters: Investigating its impact on ChatGPT’s bug fixing performance. In *IEEE/ACIS SERA*, pages 17–23. IEEE, 2024.
- [24] P. Rondon, R. Wei, J. Cambronero, J. Cito, A. Sun, S. Sanyam, M. Tufano, and S. Chandra. Evaluating agent-based program repair at Google. *arXiv preprint arXiv:2501.07531*, 2025.
- [25] A. Roychoudhury, C. Pasareanu, M. Pradel, and B. Ray. AI software engineer: Programming with trust. *arXiv preprint arXiv:2502.13767*, 2025.
- [26] R. K. Sharma, J. De Halleux, S. Barke, and B. Zorn. PromptPex: Automatic test generation for language model prompts. *arXiv preprint arXiv:2503.05070*, 2025.
- [27] T. Szabó. Incrementalizing production codeql analyses. In *FSE*, pages 1716–1726, 2023.
- [28] H. Triedman, R. Jha, and V. Shmatikov. Multi-agent systems execute arbitrary malicious code. *arXiv preprint arXiv:2503.12188*, 2025.
- [29] A. Weigl, J. Bachmeier, M. Ulbrich, and B. Beckert. Contract automata: A specification language for mode-based systems. In *FormalISE*. ACM, 2024.
- [30] Chunqiu Steven Xia and Lingming Zhang. Automated program repair via conversation: Fixing 162 out of 337 bugs for \$0.42 each using chatgpt. In *Proceedings of the 33rd ACM SIGSOFT International Symposium on Software Testing and Analysis*, pages 819–831, 2024.
- [31] Y.-A. Xiao, W. Wang, D. Liu, J. Zhou, S. Cheng, and Y. Xiong. Predicatefix: Repairing static analysis alerts with bridging predicates. *arXiv preprint arXiv:2503.12205*, 2025.
- [32] X. Yin, C. Ni, S. Wang, Z. Li, L. Zeng, and X. Yang. Thinkrepair: Self-directed automated program repair. In *ISSTA*, pages 1274–1286, 2024.
- [33] Y. Zhang, H. Ruan, Z. Fan, and A. Roychoudhury. AutoCodeRover: Autonomous program improvement. In *Proceedings of the 33rd ACM SIGSOFT International Symposium on Software Testing and Analysis (ISSTA)*, pages 1592–1604. ACM, 2024.
- [34] X. Zhou, M. Weyssow, R. Widyasari, T. Zhang, J. He, Y. Lyu, J. Chang, B. Zhang, D. Huang, and D. Lo. LessLeak-Bench: A first investigation of data leakage in LLMs across 83 software engineering benchmarks. *arXiv preprint arXiv:2502.06215v1*, 2025.