

Scalable Scientific Interest Profiling Using Large Language Models

Yilun Liang^{1,2,†}, Gongbo Zhang^{1,†}, Edward Sun³, Betina Idnay^{1,†}, Yilu Fang^{1,†}, Fangyi Chen^{1,†}, Casey Ta^{1,†}, Yifan Peng^{3,*}, Chunhua Weng^{1,*}

¹Department of Biomedical Informatics, Columbia University, New York, NY, USA

²Tandon School of Engineering, New York University, Brooklyn, NY, USA

³Henry Samueli School of Engineering and Applied Science, University of California, Los Angeles, CA, USA

⁴Department of Population Health Sciences, Weill Cornell Medicine, New York, NY, USA

*Corresponding author(s). Email(s): yip4002@med.cornell.edu and w2384@cumc.columbia.edu

[†]These authors contributed equally to this work.

Abstract

Objective: Research profiles highlight scientists’ research focus, enabling talent discovery and fostering collaborations, but they are often outdated. Automated, scalable methods are urgently needed to keep these profiles current.

Methods: In this study, we design and evaluate two Large Language Models (LLMs)-based methods to generate scientific interest profiles—one summarizing researchers’ PubMed abstracts and the other generating a summary using their publications’ Medical Subject Headings (MeSH) terms—and compare these machine-generated profiles with researchers’ self-summarized interests. We collected the titles, MeSH terms, and abstracts of PubMed publications for 595 faculty members affiliated with Columbia University Irving Medical Center (CUIMC), for 167 of whom we obtained human-written online research profiles. Subsequently, GPT-4o-mini, a state-of-the-art LLM, was prompted to summarize each researcher’s interests. Both manual and automated evaluations were conducted to characterize the similarities and differences between the machine-generated and self-written research profiles.

Results: The similarity study showed low ROUGE-L, BLEU, and METEOR scores, reflecting little overlap between terminologies used in machine-generated and self-written profiles. BERTScore analysis revealed moderate semantic similarity between machine-generated and reference summaries (F1: 0.542 for MeSH-based, 0.555 for abstract-based), despite low lexical overlap. In validation, paraphrased summaries achieved a higher F1 of 0.851. A further comparison between the original and paraphrased manually written summaries indicates the limitations of such metrics. Kullback-Leibler (KL) Divergence of term frequency-inverse document frequency (TF-IDF) values (8.56 and 8.58 for profiles derived from MeSH terms and abstracts, respectively) suggests that machine-generated summaries employ different keywords than human-written summaries. Manual reviews further showed that 77.78% rated the overall impression of MeSH-based profiling as “good” or “excellent,” with readability receiving favorable ratings in 93.44% of cases, though granularity and factual accuracy varied. Overall, panel reviews favored 67.86% of machine-generated profiles derived from MeSH terms over those derived from abstracts.

Conclusion: LLMs promise to automate scientific interest profiling at scale. Profiles derived from MeSH terms have better readability than profiles derived from abstracts. Overall, machine-generated summaries differ from human-written ones in their choice of concepts, with the latter initiating more novel ideas.

Keywords: Researcher Profiling · Large Language Models · Natural Language Generation · Kullback-Leibler Divergence

1. Introduction

Scalable profiling of researchers’ scientific interests facilitates cost-effective strategic institutional planning and decision-making [1–3]. While platforms such as Google Scholar ¹, Semantic Scholar ², ResearchGate ³, Open Researcher and Contributor ID (ORCID) ⁴, and the DataBase systems and Logic Programming (DBLP) ⁵ have become widely used to showcase academic work, most of these online researcher profiles remain outdated, inaccurate, or incomplete [4]. Notably, a recent survey [5] revealed that researchers are unsatisfied with their scientific profiles, which are often incomplete or misrepresented on ResearchGate, as they were usually constructed by scraping details from the Web. Indeed, such a common approach — web scraping — for collecting researchers’ information and building their profiles has limitations. The lack of current information in online scientific profiles not only misrepresents busy researchers who do not have time to manually update these profiles regularly, but also significantly hinders the identification of experts based on their most recent research focus [5]. To address this unmet need, Welke et al. [6] built an automated pipeline to profile and visualize scholars’ research interests. However, it only extracts Medical Subject Headings (MeSH) terms from publication metadata and visualizes them in a word cloud without generating a narrative summary. It is neither convenient nor ideal as a surrogate for fluent, manually written research summaries, which are desired most of the time.

Recent advances in foundation models, such as BERT [7–10] and GPT [11, 12], have revolutionized capabilities in text summarization [13–27]. These advancements present a novel opportunity to address the deficiencies in the methods for automatically generating profiles based on researchers’ current and historical research activities. Leveraging the latest Gen AI technologies, we present a novel pipeline to enhance researcher profile creation by systematically extracting and synthesizing researchers’ publications from PubMed. To ensure relevance and informativeness, we included only articles published in the past decade and on which the researcher provided significant contributions as being among the first three authors or designated as the senior author. We then employed two distinct approaches to generating researcher profiles using large language models (LLMs): 1) text summarization of publication abstracts and 2) text generation based on MeSH terms and keywords. The quality of scientific interest profiles depends on how comprehensively and accurately the profile summarizes the researcher’s work and expertise while balancing specificity against abstraction [28]. A scientific interest profile that verbatim stitches original sentences from the source documents is considered lower quality compared to those with proper abstraction and summarization. Recent evidence suggests that writers with writing assistance from AI usually have homogenized language and ideas, with their essays converging on similar n-grams, topics, and phrasings; such observation raises concerns about the loss of originality in writings [29, 30]. These studies reflect the intrinsic nature of the lack of originality in AI-generated writings, which, in turn, motivates our focus on semantic richness/novelty rather than lexical overlap alone. With this consideration, we also propose a new metric, which

¹<https://scholar.google.com>

²<https://www.semanticscholar.org/>

³<https://www.researchgate.net/>

⁴<https://orcid.org/>

⁵<https://dblp.org/>

utilizes the Kullback-Leibler (KL) divergence [31] between term frequency-inverse document frequency [32] (TF-IDF) value distributions of the compared content to quantify and characterize the differences of the vocabulary patterns between machine-generated and self-written profiles.

This study makes the following original methodological contributions. First, we presented a novel pipeline that automatically creates researcher profiles by systematically extracting data from PubMed and filtering data based on authorship position and publication recency. Then we designed and compared two LLM-based profile generation strategies. On this basis, we analyzed profile quality in terms of content similarity and semantic richness. We further proposed a KL divergence-based metric that quantifies the vocabulary distribution shift between human-written research profiles and machine-generated profiles, offering a proxy for measuring LLM’s ability for text abstraction and the semantic richness of the resulting summary.

Statement of Significance

Problem	The lack of up-to-date information in online scientific profiles not only misrepresents busy researchers who lack the time to manually maintain these profiles but also hinders timely and accurate identification of scientific experts based on their most recent research focus.
What is Already Known	Large language models promise to improve the accuracy and efficiency for text summarization.
What this Paper Adds	We developed a novel scalable pipeline to automatically retrieve relevant PubMed data and metadata for individual researchers. We also introduced a KL divergence-based metric to qualify and quantify the differences in the selection of concepts between human-written research profiles and machine-generated profiles.
Who Would Benefit	Researchers interested in scale scientific profiling using large language models. Academic institutions and research offices seeking up-to-date expert directories; funding agencies and collaborators seeking to identify experts; and bibliometric service providers looking to scale scientific profile generation.

2. Methods

We created a pipeline to acquire human-written research summaries from the Web and automatically summarize researchers’ scientific profiles. It consists of three components (Figure 1): (1) data collection, (2) model development, and (3) evaluation and analysis.

2.1 Data Collection

For methodology illustration, we collected data on all faculty members in the Columbia University Vagelos College of Physicians and Surgeons because their websites are well-organized, feature a uniform HTML structure, and contain self-summarized research interests. We then used BeautifulSoup⁶ and Selenium⁷ to extract each researcher’s name, affiliation, and research interest overview from their official web pages. Finally, we used the National Institutes of Health (NIH) Entrez Programming Utilities (E-utilities) [33] to download the titles, abstracts, and MeSH terms of the researchers’ publications from PubMed. Moreover, for summarization, we only included the publications where the scholars were among the first three or last three authors (Table 1), prioritizing the work contributed primarily by the researchers. For scholars with common names, we have added the institutional affiliation to facilitate name disambiguation. We excluded faculty members with empty self-summarized research interests or no published articles. A total of 595

⁶<https://www.crummy.com/software/BeautifulSoup/bs4/doc>

⁷<https://www.selenium.dev/>

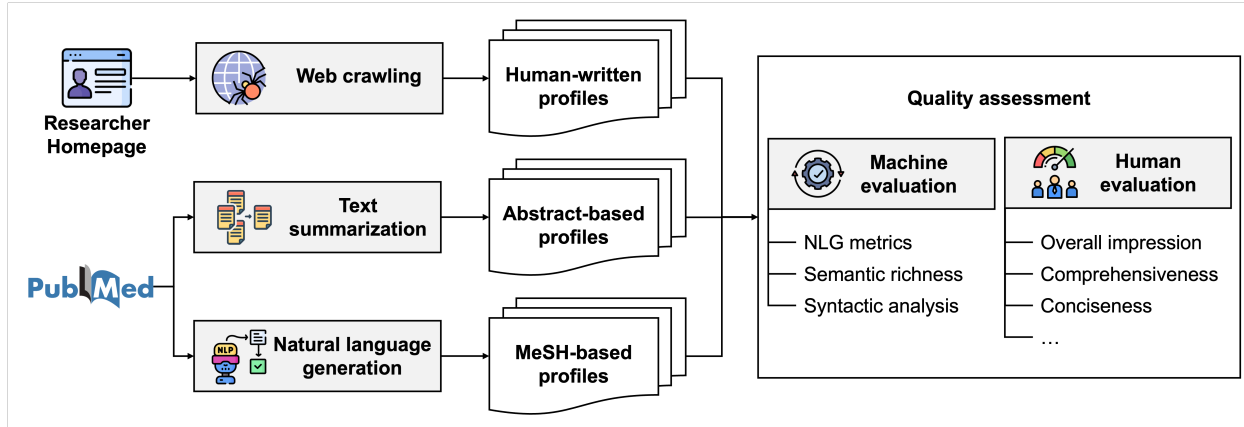


Figure 1: The overview of our proposed method to generate the researcher profiles.

faculty members were included in the data collection phase.

2.2 Model Development

We explored two strategies for generating researcher profiles using LLMs. The first strategy inputted publication keywords into the model without providing additional context or data processing (MeSH-based). We categorized the keywords into two groups: methodology and health domains. We requested the LLMs to summarize each domain separately. The second method used the “Divide-and-Conquer” [34] approach, where the model was fed with publication abstracts to summarize the context (abstract-based). GPT-4o-mini⁸ enforces a limit of 128,000 tokens for the input, which is insufficient to fit the content of all abstracts for senior scholars with hundreds of publications. To overcome this challenge, we first applied Latent Dirichlet Allocation (LDA) [35] to group the publication records by topic. Then, publications under each topic were condensed into succinct paragraphs, which were later combined for a final round of summarization. To ensure that the GPT-4o-mini model consistently generated researcher profiles like human-written ones, the model was provided with a single example, which included instructions for profiling, MeSH terms or abstracts, and the human-written profiles for the corresponding research summary (Figure 2). Figure 3 shows example profiles for one researcher, including a) MeSH-based and b) abstract-based profiles, c) paraphrased human-written profiles, and d) human-written profiles. For these tasks, we used GPT-4o-mini as the backbone. We generated researcher profiles for the 595 researchers collected. We primarily selected GPT-4o-mini because it was the state-of-the-art Large Language Model available at the time of our research, offering advanced text summarization and generation capabilities. Also, its affordability and speed allow us to efficiently generate many summaries and facilitate a scalable evaluation of our pipeline. Therefore, the balance between advanced performance and affordability made GPT-4o-mini suitable for the task of systematically generating research summaries at scale.

2.3 Machine Evaluation

Human-written research summaries, or human-written profiles, are required for machine evaluation as automatic metrics need human-written profiles for comparison to generate meaningful results. Therefore, for the machine evaluation phase, we applied a filter to the 595 researchers collected, excluding those researchers with an empty human-written research summary. A total of 167 researchers, with human-written research summaries, were included in the machine evaluation phase.

⁸<https://openai.com/index/gpt-4o-mini-advancing-cost-efficient-intelligence>

System Instruction:
 "You are a dean of a college."

User Prompt for the Health Domain:
 "Help me summarize this group of phrases into 1 sentence as a research focus:
 {terms}
 Please start with: This researcher mainly focused on"

User Prompt for the Methodology Domain:
 "Help me summarize this group of phrases into 1 sentence as a research focus:
 {terms}
 Please start with: This researcher has mainly contributed to"

Note: The final output for each researcher is the concatenation of the two responses (one from the Health domain and one from the Methodology domain).

Figure 2: A Prompt example for research profiling.

a. Profile Generated By a MeSH-based Approach

The lab is focused on clinical research informatics. Her lab develops novel methods to improve the efficiency and generalizability of clinical trials research, to facilitate human phenotyping using electronic health records data, and to automate clinical evidence computing. They invent data-driven methods to optimize the inclusiveness and safety of clinical trial eligibility criteria for COVID-19 clinical trials. They discover knowledge of common clinical trial eligibility criteria from all the studies in ClinicalTrials.gov. They discover clinical trial recruitment success factors. They develop user-friendly software tools to help clinical trialists identify eligible study cohorts in the EHR data and help patients search for clinical trial studies with minimized information overload. They advance human phenotyping using clinical text combined with the Human Phenotype Ontology. They develop neuro-symbolic methods to automate medical evidence comprehension (making PubMed computable). They collaborate closely with clinical investigators, biostatisticians, rare disease experts, and translational researchers at CUIMC and beyond.

b. Profile Summary Generated By an Abstract-based Approach

This researcher's research directions can be categorized into the following atomic topics and fields: healthcare data interoperability, machine learning, digital biobanks, data quality assessment, clinical decision support systems, genomic education, natural language processing (NLP), evidence retrieval, clinical trials, and artificial intelligence (AI). Healthcare data interoperability focuses on improving patient data representation through methods like aligning OMOP CDM with Phenopackets. Machine learning is utilized to analyze outcomes in autologous breast reconstruction and to enhance data quality in electronic health records (EHRs). Digital biobanks, particularly in dermatology, are explored for their genetic insights. Data quality assessment methods address coding biases and completeness in EHRs and clinical trials. Clinical decision support systems for cancer therapy and frameworks for genomic education are also developed. NLP is leveraged for clinical trial eligibility prescreening, rare disease annotation, and constructing disease similarity networks. Evidence retrieval is enhanced through models like PICOX for extracting PICO entities and normalizing complex interventions. AI applications in healthcare include transforming eligibility criteria into database queries and optimizing clinical study criteria, with a focus on trustworthiness and clinician perceptions of AI tools.

c. GPT Paraphrased Human Written Summary

At the lab, the primary focus is on clinical research informatics. Dr. X's team works on innovative approaches to enhance the efficiency and applicability of clinical trial research, improve human phenotyping through electronic health record data, and streamline the automation of clinical evidence computing. They create data-driven strategies aimed at optimizing both inclusiveness and safety in clinical trial eligibility criteria for COVID-19 studies, while also analyzing common eligibility criteria across various studies listed in ClinicalTrials.gov. Furthermore, her lab identifies factors that contribute to successful clinical trial recruitment and develops intuitive software tools that assist clinical trial researchers in pinpointing eligible study cohorts within electronic health records and aid patients in locating clinical studies without overwhelming them with information. The lab also advances human phenotyping by integrating clinical text with the Human Phenotype Ontology, and employs neuro-symbolic techniques to automate the understanding of medical evidence, making resources like PubMed computable. Dr. X's team collaborates closely with clinical investigators, biostatisticians, experts in rare diseases, and translational researchers both at CUIMC and beyond.

d. Human Written Summary

The lab is focused on clinical research informatics. Her lab develops novel methods to improve the efficiency and generalizability of clinical trials research, to facilitate human phenotyping using electronic health records data, and to automate clinical evidence computing. They invent data-driven methods to optimize the inclusiveness and safety of clinical trial eligibility criteria for COVID-19 clinical trials. They discover knowledge of common clinical trial eligibility criteria from all the studies in ClinicalTrials.gov. They discover clinical trial recruitment success factors. They develop user-friendly software tools to help clinical trialists identify eligible study cohorts in the EHR data and help patients search for clinical trial studies with minimized information overload. They advance human phenotyping using clinical text combined with the Human Phenotype Ontology. They develop neuro-symbolic methods to automate medical evidence comprehension (making PubMed computable). They collaborate closely with clinical investigators, biostatisticians, rare disease experts, and translational researchers at CUIMC and beyond.

Figure 3: Examples of MeSH-based, abstract-based, and paraphrased LLM-generated researcher profiles and the human-written profiles.

Table 1: Comprehensive Table Summary of the Background Statistics of Collected Researchers.

Number of researchers, n	167
Gender (F/M)	
Female	116
Male	52
Academic rank	
Professor	105
Associate Professor	28
Assistant Professor	34
Areas	
Biochemistry and Molecular Biophysics	36
Neuroscience	25
Genetics and Development	24
Microbiology and Immunology	23
System Biology	17
Molecular Pharmacology and Therapeutics	13
Biomedical Informatics	11
Physiology and Cellular Biophysics	8
Medical Humanities and Ethics	4
Biostatistics	2
Medicine	2
School of Nursing	1
Psychiatry	1
Profiles word count	
0-99	23
100-199	60
200-299	41
300-399	17
≥ 400	26
Number of publications	
0-29	41
30-59	56
60-89	29
90-119	12
≥ 120	29

2.3.1 Natural Language Generation (NLG) Metrics

We performed both quantitative and qualitative analyses for the LLM-generated researcher profiles. The lexical metrics include ROUGE-L [36], BLEU [37], and METEOR [38], which are widely used to measure the similarity of word choices between source and target texts. BLEU focuses on lexical precision; ROUGE emphasizes lexical recall; and METEOR balances precision and recall, while incorporating synonyms and word order for a more nuanced lexical assessment. In addition, we used LLMs to paraphrase the human-written research profiles, which served as the baseline for assessing the effectiveness of the evaluation metrics. Specifically, when MeSH-based and abstract-based approaches were evaluated using these metrics, their generated profiles were compared against paraphrased ones. We conducted paired t-tests ($\alpha = 0.05$) on the score differences between system outputs.

2.3.2 Semantic Richness Metrics

Prior studies have shown that traditional NLG metrics often fail to capture the semantics of the text content [39–41]. The semantics are typically reflected in the keywords of documents, which can be reflected in term

frequency. Based on this intuition, we introduced a new metric based on TF-IDF to assess the uniqueness of word choices relative to the overall corpus, and KL divergence, which measures the difference between two distributions. Taking the KL divergence of the TF-IDF quantifies the vocabulary distributional differences between the two documents. We incorporated these measures between the machine-generated and human-written profile texts to assess the semantic richness, as the ability to coin new content or terms in research profiles. Motivated by the report that AI-assisted writing shows homogeneity in n-grams and topics, we interpret lower KL divergence and fewer TF-IDF unique terms as evidence of reduced novelty and of greater homogenization [29]. To focus on informative words, we eliminated stop words—commonly used words carrying little information like “the” and “and”—from the texts evaluated by TF-IDF. We then counted the number of meaningful words with a TF-IDF score of 0, indicating the word has not appeared in the other text, in each type of researcher profile (MeSH-based, abstract-based, and human-written). For this purpose, we used the XML MeSH Dataset⁹ collected by the NIH in 2024, ensuring that only words indicative of originality were included.

2.3.3 Syntactic Analysis Metrics

We also used lexical and syntactical features to compare the sentence structures within each profile. Specifically, we began with part-of-speech (PoS) tagging and dependency parsing of each sentence in the profiles. Then, we measured the complexity and ambiguity of the sentences in five dimensions: distribution of PoS tags, dependency tree depth, syntactic complexity, syntactic ambiguities, and lexical diversity. The distribution of PoS tags summarizes the frequencies of PoS tags. Dependency tree depth reflects the complexity of sentences, defined as the maximum length of parsing paths in a dependency tree. Syntactic complexity is measured by the average lengths of the parsing paths [42], which also captures the complexity of sentences like dependency tree depth. Syntactic ambiguity refers to the average length of phrases that can be ambiguously parsed as dependencies of different components within the same sentence [43]. Lexical diversity is defined as the number of distinct words associated with the same type of PoS tags [44]. We computed paired t-tests on these metrics, with a p-value of less than 0.05 considered statistically significant.

2.3.4 Semantic Similarity Metrics

We also employed BERTScore [45], a semantic similarity metric based on pre-trained contextual embeddings from BERT models, to address the limitations of traditional NLG metrics in capturing true semantic similarity. Traditional metrics rely on exact word matching, while BERTScore calculates similarity as cosine similarity between BERT embeddings for all tokens in the candidate and reference sentences. Hence, BERTScore provides a more powerful and meaningful measurement of semantic similarity. BERTScore precision, recall, and F1 scores were computed for three pairwise comparisons: (1) MeSH-based GPT-generated research summaries versus human-written summaries, (2) abstract-based GPT-generated research summaries versus human-written summaries, and (3) paraphrased research summaries versus human-written summaries. The comparison with paraphrased summaries serves as a validation baseline, because paraphrased summaries should be highly semantically similar to the originals despite low lexical overlap. We used the bert-base-uncased model for all calculations and performed paired t-tests ($\alpha = 0.05$) to assess statistical significance between methods.

2.4 Human Evaluation

For human evaluation, we randomly selected 18 researchers and compared LLM-generated profiles with those written by the researchers. The evaluation metrics included overall impression, factual accuracy, granularity of details, readability, comprehensiveness, specificity, and conciseness (Supplementary Tables 1, 2, and 3). During the evaluation process, participants were presented with three profiles: two generated

⁹<https://nlmpubs.nlm.nih.gov/projects/mesh/2024/xmlmesh/20240101>

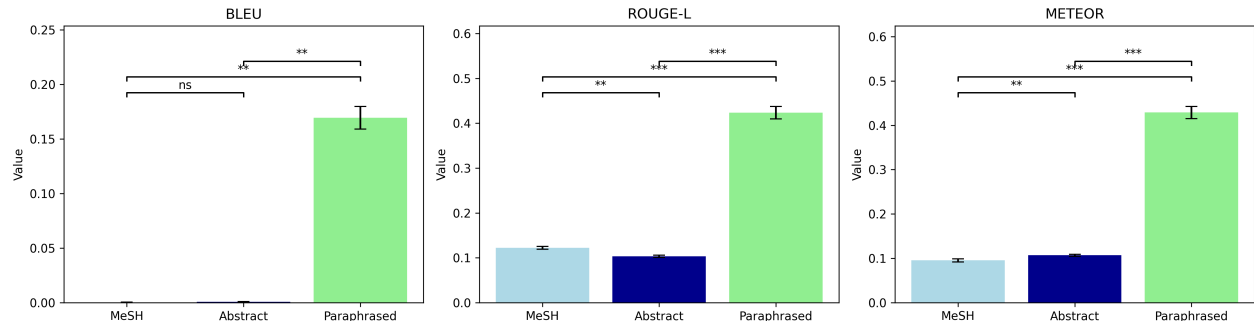


Figure 4: Comparison of machine-generated research profiles using MeSH Terms, abstracts, and human-written profiles using Natural Language Generation metrics. Significance Legend: ns: $p \geq 0.05$; *: $0.01 \leq p < 0.05$; **: $0.001 \leq p < 0.01$; ***: $p < 0.001$.

by LLMs and one by scholars. The order of presentation was randomized to minimize potential order effects. Each dimension was evaluated using a 5-point Likert scale. The evaluation was carried out by four senior team members with experience in writing and reviewing scientific literature. To mitigate individual evaluator bias, each researcher’s profile was independently assessed by three evaluators. In addition, we measured inter-rater reliability using Gwet’s AC1 coefficient. This chance-corrected measure of agreement is specifically designed to address limitations in kappa statistics [46]. Unlike Cohen’s kappa, Gwet’s AC1 is usually more robust when rating highly skewed distributions, which were observed in our results.

2.5 Recency Sensitivity Analysis

To assess whether recency weighting is necessary, we trained an LDA model (number of topics=30) on all collected PubMed abstracts and, for each researcher, assigned each publication to its dominant topic by year. We computed a per-researcher diversity score (number of unique topics / number of publications) to quantify topic shifts over time. We visualized per-researcher topic distributions as a year-by-year heatmap (Supplementary Figure 1).

3. Results

We searched self-written research profiles for a total of 595 researchers from Columbia University and downloaded the abstracts of all their PubMed publications. After filtering out those without self-written profiles, we included 167 (28%) of researchers and their profiles that can serve for evaluation purposes.

3.1 Comparative Analysis Using Automatic Metrics

Figure 4 shows that MeSH-based or abstracts-based profiles demonstrate low Natural Language Generation (NLG) scores ranging between 0 and 100, with all scores below 15, indicating little vocabulary overlap between machine-generated and human-written summaries. Note that NLG metrics may not precisely reflect semantic similarity or the overall quality of the content, even though they are widely adopted for evaluating word choice similarity. To test this hypothesis, we also calculated the NLG scores for summaries generated by paraphrasing the self-written summaries. Although the paraphrased summaries accurately represent the human-written profiles, the NLG scores are not statistically significantly higher than the other machine-generated summaries. This observation aligns with findings from recent studies [39–41].

We also observe that self-written summaries tend to include newly coined concepts that are unavailable in the summaries generated by machines using scholars’ publications. For example, at different times, biomedical scientists have coined concepts such as “learning health systems”, “precision medicine”, and “individualized medicine”. Applying a stop word filter, which removes inconsequential words with little

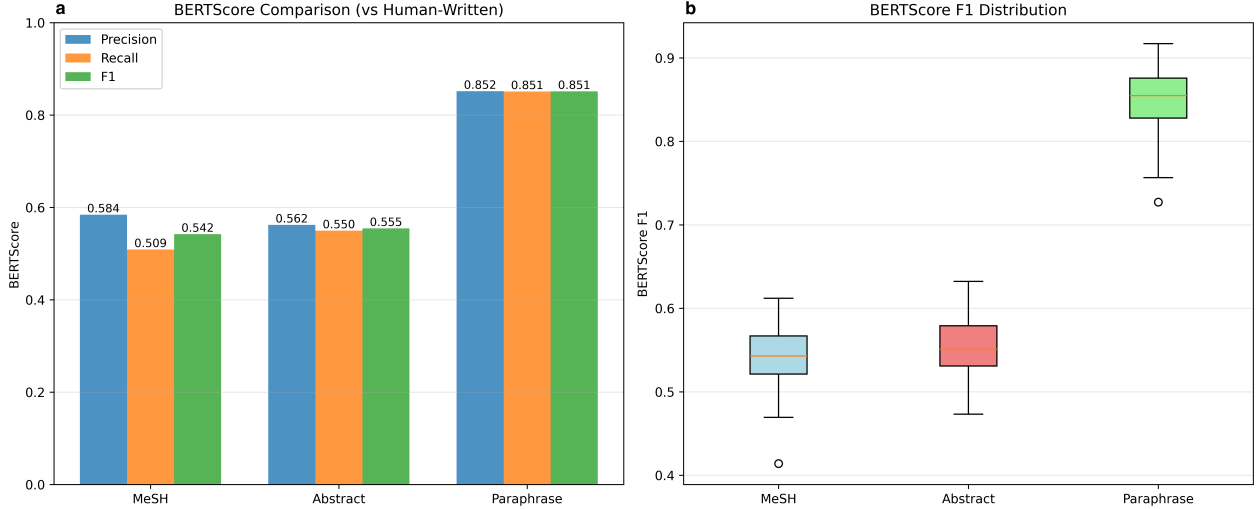


Figure 5: BERTScore evaluation results comparing machine-generated profiles with human-written profiles. (a) Bar chart showing precision, recall, and F1 scores for MeSH-based, abstract-based, and paraphrased summaries. (b) Box plot showing F1 score distributions across 167 researchers.

value, we identified 192 distinct concepts used in self-written summaries but absent in machine-generated summaries (Supplementary Table 4). This finding aligns with a recent study. To better understand this phenomenon, we assessed the differences in vocabulary usage by computing the KL divergence between their distributions over term frequency. MeSH-based and abstract-based summaries demonstrated KL divergence scores of 8.56 and 8.58, respectively, when comparing their vocabulary distributions against human-written summaries. Recall that important or distinguishing terms are typically assigned higher TF-IDF weights. Machine-generated profiles often contain concepts that differ from those selected by researchers, suggesting the inclusion of potentially irrelevant information or overly specific details. Moreover, the low variance of 0.67 in the KL divergence scores indicates that both MeSH-based and abstract-based summaries consistently deviate from human-written summaries.

3.2 Semantic Similarity Analysis

To enhance our lexical analysis, we evaluated semantic similarity using BERTScore (Figure 5). The results show a large contrast with traditional lexical metrics. While BLEU, ROUGE-L, and METOR scores were all below 0.15, BERTScore F1 values were significantly higher. Specifically, MeSH-based GPT-generated summaries had an F1 score of 0.542, abstract-based profiles scored 0.555, and paraphrased summaries achieved 0.851 when compared against human-written summaries. All three comparisons demonstrated statistically significant differences, each with a p -value < 0.0005 . The moderate BERTScore F1 values (ranging from 0.542 to 0.555) for both machine-generated summaries indicate that these profiles successfully captured semantically related concepts expressed in the self-written summaries, while some topics were still missed when compared to the near-perfect semantic alignment observed with paraphrased summaries. The precision scores exceeded recall scores for both machine-generated summaries methods (MeSH Term-based: 0.584 vs. 0.509; Abstract-based: 0.562 vs. 0.550), suggesting that while the machine-generated content is highly relevant, it lacks specific details present in human-written research summaries. This observation supports our analysis of BERTScores as a meaningful measure of semantic similarity in this context. The high BERTScore observed for paraphrased summaries ($F1 = 0.851$) validates the metric’s ability to capture semantic similarity, even when traditional NLG metrics indicate lexical differences. This finding supports our hypothesis that low lexical scores do not necessarily indicate poor summary quality and highlights the importance of using BERTScore as a complementary evaluation approach.

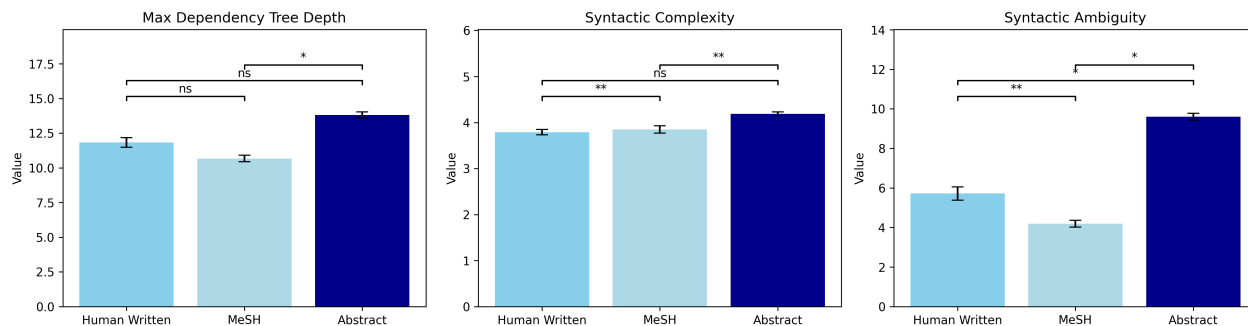


Figure 6: Comparison of machine-generated research profiles using MeSH Terms, abstracts, and human-written profiles using syntactic analysis. Significance Legend: ns: $p \geq 0.05$; *: $0.01 \leq p < 0.05$; **: $0.001 \leq p < 0.01$; ***: $p < 0.001$.

3.3 Syntactic Analysis

To further understand and characterize the differences between machine-generated and human-written profile summaries, we analyzed linguistic and structural patterns, including the maximum depth of dependency trees, syntactic complexity, syntactic ambiguity, part of speech (PoS) distribution, and lexical diversity (Figures 6 and 7). The maximum depth of dependency trees was not statistically different between human-written and machine-generated (MeSH- or abstract-based) summaries. In addition, machine-generated profiles exhibit a similar level of complexity in syntactic patterns as human-written ones. As shown in Figure 6, human-written research summaries have an average syntactic complexity of 3.793. At the same time, machine-generated profiles based on MeSH terms and abstracts exhibit higher average complexity scores of 3.853 and 4.198, respectively. The MeSH-based profiles demonstrate lower syntactic ambiguity, with a score of 4.190, compared to 9.605 for abstract-based profiles and even lower than 5.720 for the self-written summaries. The top panel of Figure 7 shows that human-written and machine-generated profiles have similar patterns of PoS distributions, where nouns are the most frequently used type of words, followed by adjectives, appositions, and verbs. As shown in the bottom panel of Figure 7, MeSH-based profiles are less lexically diverse. In contrast, abstract-based profiles exhibit a similar lexical diversity to human-written ones.

3.4 Human Evaluation

Figure 8 shows the evaluation results for the distribution of the factual accuracy, granularity, conciseness, readability, comprehensiveness, specificity, and overall impression. The complete survey results are shown in Supplementary Tables 1-3. The overall Gwet’s AC1 coefficient [46] is 0.634. We note that most disagreements between evaluators occurred in summaries rated as low quality, ranging from fair to very poor. Despite a lack of agreement among evaluators, their ratings consistently reflected negative sentiment. We showed that inter-annotator reliability was higher for summaries of better quality. For example, Gwet’s AC1 coefficient for summaries with at least a good overall impression was 0.762, as shown in Figure 9.

3.5 Topic Stability Over Time

Across 167 researchers, publication topics remain relatively consistent for most researchers. Specifically, 80 researchers (48.8%) had diversity scores below 0.3, demonstrating stable research interests; while only 7 researchers (4.3%) showed significant topic evolution, with diversity scores above 0.7. The heatmap (Supplementary Figure 1) also demonstrates that a researcher tends to remain focused on the same topic over the years. The results suggest that recency weighting would rarely change profiles materially.

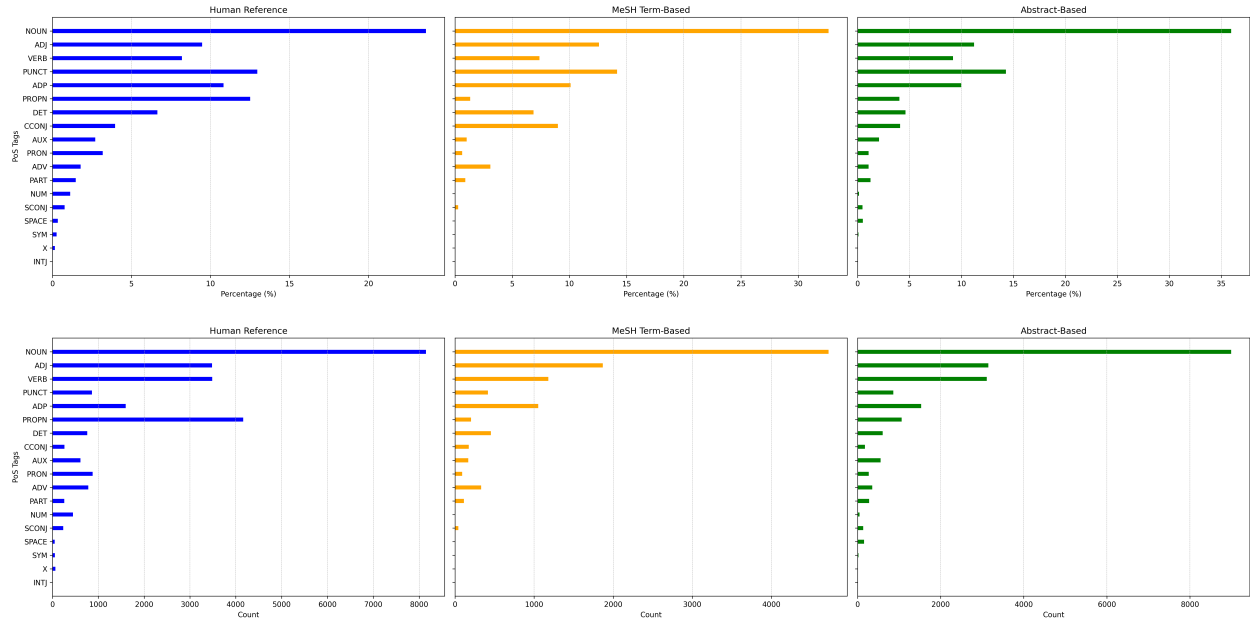


Figure 7: Frequency percentage of PoS tag as a measure of PoS distribution (a) and Lexical Diversity (b). Noun (NOUN), Adjective (ADJ), Adverb (ADV), Verb (VERB), Auxiliary Verb (AUX), Pronoun (PRON), Adposition (ADP), Punctuation (PUNCT), Determiner (DET), Coordinating Conjunction (CCONJ), Subordinating Conjunction (SCONJ), Particle (PART), Interjection (INTJ), space (SPACE), Numeral (NUM), Symbol (SYM), Proper Noun (PRON), and Other (X).

4. Discussion

This study leverages LLMs to summarize researchers’ interests and generate narrative researcher profiles based on their PubMed publications. We systematically compared the resultant summaries to the profiles written by the researchers. Based on the comparison, we identified lexical and semantic differences but similar language styles between machine-generated and human-written profiles.

First, we identified the varying word choices between machine-generated and human summaries, which were reflected in the low BLEU, ROUGE-L, and METEOR scores. We acknowledge that although these NLG metrics have been widely adopted for assessing the quality of machine-generated content, such metrics overly rely on common word sequences or stems and do not comprehensively reflect the text quality. To confirm this, we compared the human-written profiles against the paraphrased version. The paraphrased profiles were semantically close to the human-written profiles but still demonstrated low NLG metric scores. The limitations of the NLG metrics highlight the imperative need for inventing more robust evaluation metrics in the future.

To address such limitations in traditional NLG metrics, we used BERTScore, a metric for embedding-based semantic similarity evaluation. BERTScore analysis provided important insights: although lexical overlap between machine-generated and human-written summaries was low, intermediate F1 scores (0.542-0.555) indicated that machine-generated summaries were able to capture related concepts, even when phrasing them differently. This gap between semantic and lexical similarity supports our finding that, although machine-generated summaries can identify crucial aspects and concepts, they tend to stay closer to the source vocabulary and lack the conceptual abstraction found in human writing. The validation using paraphrased summaries (BERTScore f1 = 0.851) further confirmed that high semantic similarity can exist alongside substantial lexical variation, showing the limitation of traditional NLG metrics and the necessity of adopting

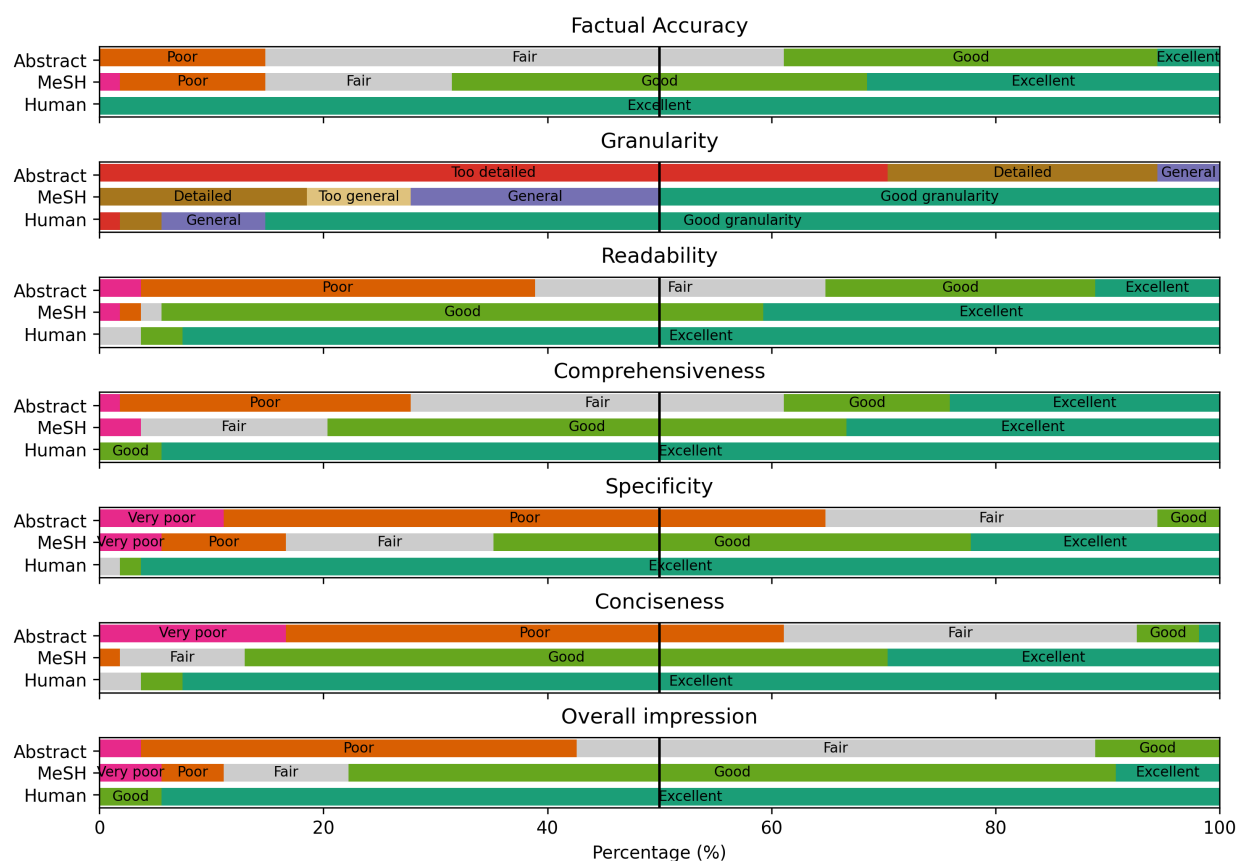


Figure 8: Survey results for Factual Accuracy (a), Granularity (b), Conciseness (c), Readability (d), Comprehensiveness (e), Specificity (f), and Overall Impression (g) for human-written researcher profiles, MeSH Term-based GPT-generated researcher profiles, and abstract-based GPT-generated research summaries.

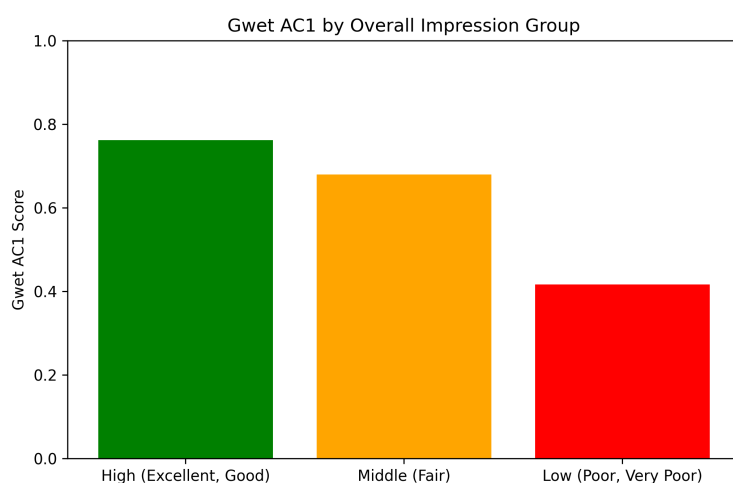


Figure 9: Gwet AC1 score for low, middle, and high overall impression by evaluators in surveys for evaluation of human-written researcher profiles, MeSH Term-based GPT-generated researcher profiles, and abstract-based GPT-generated research summaries.

complementary evaluation metrics. The nearly 30% gap between the BERTScore between both machine-generated summaries and paraphrased summaries demonstrates that, while current LLMs can capture related concepts, they still struggle with the level of abstract synthesis characteristic of human authors. This finding presents a key challenge in automated research profiling and suggests that future improvements should focus on closing the gap between current LLM capabilities and human-like abstraction.

In addition to the widely used NLG metrics, a broader concern is homogenization, or lack of novelty in LLM-generated texts [29, 30]. For scholar profiling, this risk argues for novelty-aware evaluation, so distinct contributions are not washed out. Therefore, we systematically captured the semantic differences between the human-written profiles and LLM-generated summaries by comparing the vocabulary distribution characterized using TF-IDF distribution, where key terms are typically assigned high weights. Using the KL divergence of vocabulary distribution, we identified a divergent preference for keywords, which signify the core topics of researchers’ interest (Figure 10). As such, we inferred that the lack of overlapping terms is not confined to trivial words. We identified a total of 192 unique terms that only appear in human-written summaries. Even though we derive researcher profiles directly from publication abstracts or MeSH terms, human-generated summaries contain many exclusive MeSH terms not represented in machine-generated summaries, highlighting that human writers are more adept at abstracting and summarizing nuanced text. At the same time, LLMs tend to repeat input at the expense of more nuanced or personalized language. For example, in a researcher’s profile (Figure 3), nuanced descriptions such as ‘develop neuro-symbolic methods to automate medical evidence comprehension (making PubMed computable)’ illustrate an advanced synthesis of methodologies and goals.

In contrast, the abstract-based LLM-generated summary lists granular methodologies such as ‘natural language processing (NLP),’ ‘evidence retrieval,’ and ‘artificial intelligence (AI)’ without synthesizing these into integrated concepts or emphasizing their application context clearly. This tendency towards verbatim repetition rather than abstraction illustrates the limitations of current LLM-generated profiles. This observation is also reflected in the higher lexical diversity scores of the human-written profiles, where human authors frequently weave interpretive or subjective descriptions—an element of originality that the model does not emulate well. These patterns also reflect findings that AI-assisted essays converge on common wording and topics, producing within-group homogeneity [29, 30].

Our manual evaluation studies based on expert survey results further confirm the observations from the automated evaluation of lexical and semantic differences. Besides the higher rating of overall impression, the human summaries were consistently rated higher in all aspects of summary quality, including comprehensiveness, factual accuracy, and others. Notably, human summaries dominate both comprehensiveness and conciseness, indicating that the LLM approach of stitching details scattered in input sources does not guarantee full coverage of key information and may include excessive details, such as ‘through models like PICOX for extracting PICO entities and normalizing complex interventions.’ This also confirms our observation that human-written and machine-generated summaries emphasize different keywords, where keywords in the human summaries could be crafted or abstracted instead of copied from the input.

Despite the differences mentioned above, machine-generated and human-written summaries demonstrate similar language patterns. They contain sentences with a maximum dependency tree depth of 8.6 and present similar syntactic complexity. Furthermore, they exhibit a similar distribution across various types of PoS categories. The only exception is the syntactic ambiguity, where human-written and MeSH-based profiles are lower than abstract-based ones. This is a side effect of LLM behavior, where they commonly verbatim repeat phrases in the text summarization, concatenating scattered information, which can produce ambiguous expressions.

Finally, MeSH-based profiles are rated slightly higher than abstract-based ones. Note that abstracts contain

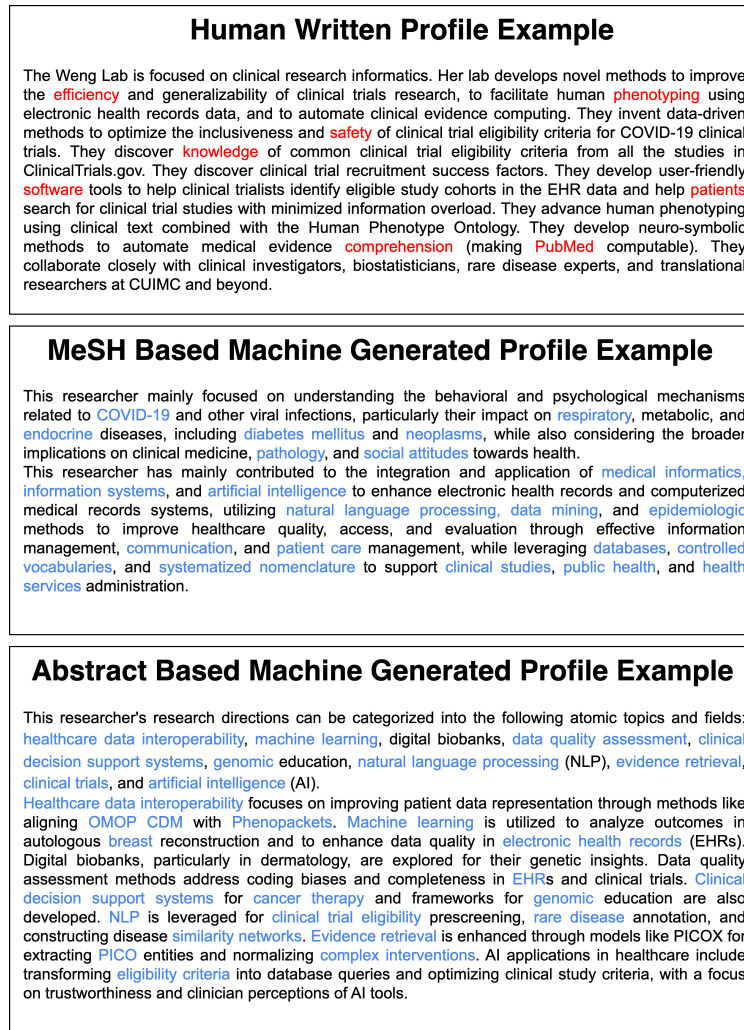


Figure 10: An example human-written profile, abstract-based machine-generated profile, and MeSH Term-based machine-generated profile of a researcher with unique keywords in the human-written profile highlighted in red and keywords from publication records highlighted in blue.

more detailed information than MeSH terms. However, the large volume of publications and the limit of the LLM context window, i.e., the maximum number of tokens that LLMs can process for one request, pose a challenge to directly using the full-text publications as input. Using MeSH terms for profile generation circumvents the LLM context window limitation and demonstrates competent performance compared to the summarization approach using abstracts. This highlights keyword-based text generation as a promising approach for profiling scholars' research interests. Consistent with our topic-evolution analysis across 167 researchers, most researchers maintained stable interests over the past decade (Supplementary Figure 1); accordingly, we weighted publications equally across years when generating profiles, while it is worth noting that recency-weighted variants may benefit the small subset with marked topic shifts.

This study has several limitations. First, the publication record collection process uses heuristics to determine the relevance and significance of the author's contributions based on the authorship orders (e.g., the first three authors and senior). This step can be further improved to become more systematic and automated. Second, we used institutional affiliation to disambiguate publications from different scholars with the same name. This could be further enhanced by integrating an external knowledge base of scholar affiliation and expertise or a previously published, more sophisticated algorithm for researchers' name disambiguation [47]. Third, we may have inadvertently introduced potential selection bias by restricting the dataset to the last 10 years and publications in the first three or senior authorship positions for each researcher. This filter could exclude influential older publications or significant middle-author contributions—particularly in fields or big projects where collaboration or multi-authorship is common. This potential bias could undermine the comprehensiveness and representativeness of generated research summaries. Fourth, the data sources for generating research summaries were restricted to our institutional college of physicians and surgeons, chosen for our familiarity with them to facilitate human evaluation. This cohort may not fully represent the comprehensive research topics across other disciplines or institutions. As a future direction, we can extend the study to include more diverse disciplines and institutions to evaluate the two LLM-based approaches to profiling scholars. Finally, our study has a relatively small sample size of 18 researchers in the human evaluation phase. Although expanding the human evaluation to a larger set of researcher profiles would undoubtedly improve the robustness and generalizability of our findings, practical constraints such as the long time required to distribute surveys, collect responses, and analyze data prevented us from doing so within the available timeframe. Future research should aim to conduct human evaluation on larger samples to confirm the findings in this study.

5. Conclusions

This study discusses the capabilities and limitations of using LLMs to summarize scholars' research interests. We explore two approaches, i.e., text summarization using publication abstracts and text generation using MeSH terms from publications. We conducted a systematic evaluation using widely adopted NLG metrics, lexical and syntactic patterns, and expert surveys. Our results show that machine-generated summaries emphasize different keywords than human-written summaries, which still leaves room for further improvement in the research interest profiling. Despite the limitations, our study demonstrates the potential of LLMs to facilitate scholar profiling. Directions of future work include fully automating publication screening and name disambiguation for researchers from different institutions and backgrounds, but with the same names, using retrieval-augmented language models with external knowledge bases.

Funding Sources

This work was supported by the National Center for Advancing Translational Sciences (NCATS) of the National Institutes of Health (NIH) under grant number UL1TR002384. This research was funded by National Institute of Health grants R01LM014344 and R01LM014573, and National Library of Medicine grant T15LM007079.

Data availability

The data underlying this article will be available upon request.

Code availability

The code will be available upon request.

Contributorship

YL: data curation, formal analysis, investigation, methodology, validation, visualization, writing - original draft; GZ: conceptualization, data curation, formal analysis, investigation, methodology, validation, project administration, writing - original draft; ES: data curation, formal analysis, investigation, methodology, validation, writing - review & editing; YF: conceptualization, data curation, formal analysis, investigation, methodology, validation, writing - review & editing; FC: conceptualization, data curation, formal analysis, investigation, methodology, validation, writing - review & editing; BI: investigation, validation, writing - review & editing; YP: formal analysis, investigation, methodology, validation, visualization, supervision, funding acquisition, writing - review & editing; CW: conceptualization, data curation, formal analysis, investigation, methodology, validation, project administration, supervision, resources, funding acquisition, writing - review & editing.

References

- [1] Christopher P Austin. Opportunities and challenges in translational science. *Clin. Transl. Sci.*, 14(5): 1629–1647, 1 September 2021. ISSN 1752-8062,1752-8054. doi: 10.1111/cts.13055.
- [2] John Wagner, Andrew M Dahlem, Lynn D Hudson, Sharon F Terry, Russ B Altman, C Taylor Gilliland, Christopher DeFeo, and Christopher P Austin. A dynamic map for learning, communicating, navigating and improving therapeutic development. *Nat. Rev. Drug Discov.*, 17(2):150, February 2018. ISSN 1474-1776,1474-1784. doi: 10.1038/nrd.2017.217.
- [3] Jessica M Faupel-Badger, Amanda L Vogel, Christopher P Austin, and Joni L Rutter. Advancing translational science education. *Clin. Transl. Sci.*, 15(11):2555–2566, 1 November 2022. ISSN 1752-8062,1752-8054. doi: 10.1111/cts.13390.
- [4] Tiange Wang, Zixuan Li, Shan Huang, and Bo Yang. Is ORCID a reliable source for CV analysis? exploring the data availability of ORCID academic profiles. *Scientometrics*, 23 February 2024. ISSN 0138-9130,1588-2861. doi: 10.1007/s11192-024-04944-1.
- [5] Richard Van Noorden. Online collaboration: Scientists and the social network. *Nature*, 512(7513): 126–129, 14 August 2014. ISSN 0028-0836,1476-4687. doi: 10.1038/512126a.
- [6] Birgit Welke and Bernhard Krause. Automatically generated research profiles for experts, institutions and working groups. *Procedia Comput. Sci.*, 249:112–119, 2024. ISSN 1877-0509. doi: 10.1016/j.procs.2024.11.055.
- [7] Jacob Devlin, Ming-Wei Chang, Kenton Lee, and Kristina Toutanova. BERT: Pre-training of deep bidirectional transformers for language understanding. In *Proceedings of the 2019 Conference of the North American Chapter of the Association for Computational Linguistics: Human Language Technologies, Volume 1 (Long and Short Papers)*, pages 4171–4186, Minneapolis, Minnesota, June 2019. Association for Computational Linguistics. doi: 10.18653/v1/N19-1423.
- [8] Jinhyuk Lee, Wonjin Yoon, Sungdong Kim, Donghyeon Kim, Sunkyu Kim, Chan Ho So, and Jaewoo Kang. BioBERT: a pre-trained biomedical language representation model for biomedical text mining. *Bioinformatics*, 36(4):1234–1240, 15 February 2020. ISSN 1367-4803,1367-4811. doi: 10.1093/bioinformatics/btz682.

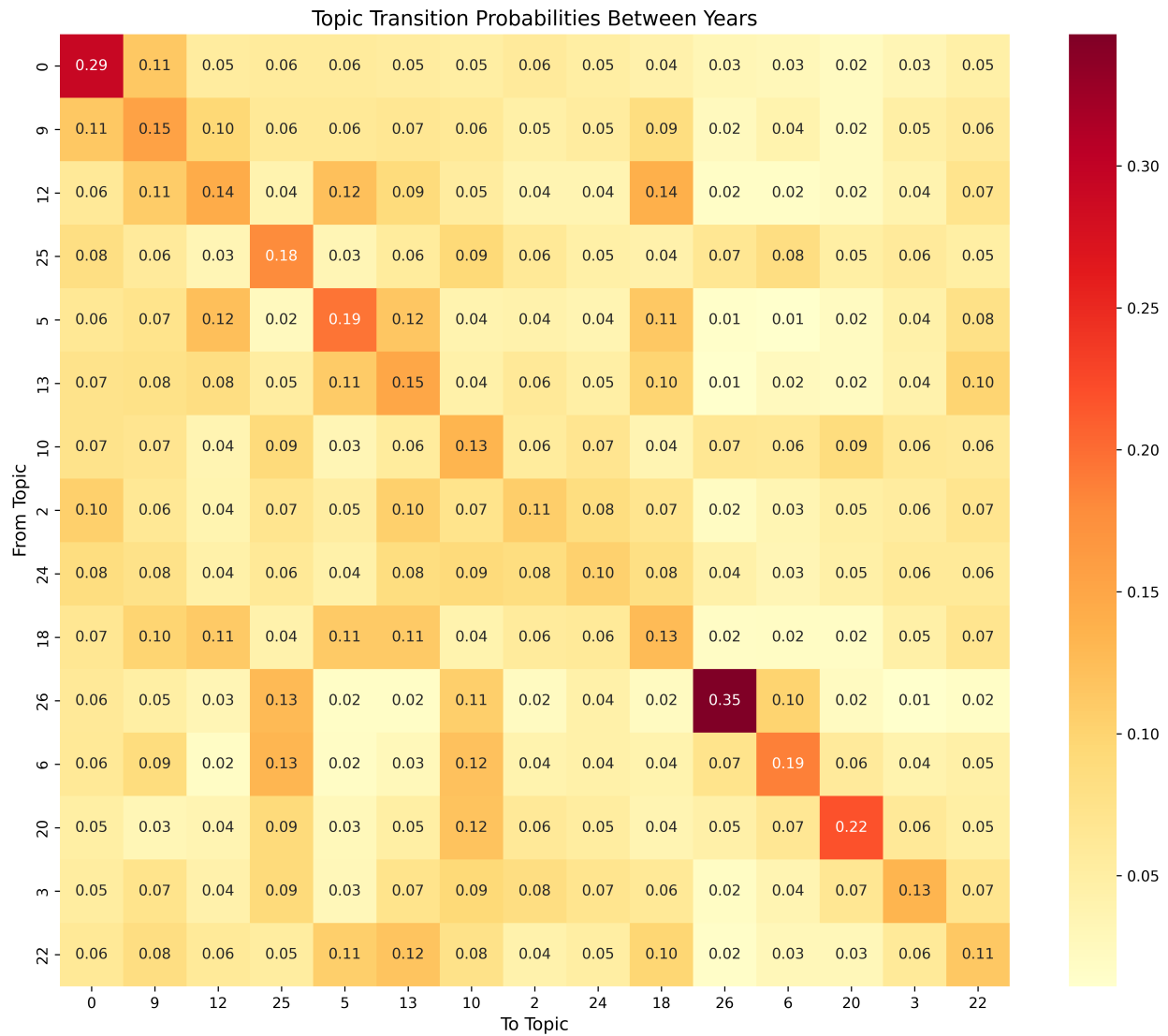
- [9] Iz Beltagy, Kyle Lo, and Arman Cohan. SciBERT: A pretrained language model for scientific text. In *Proceedings of the 2019 Conference on Empirical Methods in Natural Language Processing and the 9th International Joint Conference on Natural Language Processing (EMNLP-IJCNLP)*, Stroudsburg, PA, USA, 2019. Association for Computational Linguistics. doi: 10.18653/v1/d19-1371.
- [10] Yu Gu, Robert Tinn, Hao Cheng, Michael Lucas, Naoto Usuyama, Xiaodong Liu, Tristan Naumann, Jianfeng Gao, and Hoifung Poon. Domain-specific language model pretraining for biomedical natural language processing. *ACM Trans. Comput. Healthcare*, 3(1):1–23, 15 October 2021. doi: 10.1145/3458754.
- [11] Tom Brown, Benjamin Mann, Nick Ryder, Melanie Subbiah, Jared D Kaplan, Prafulla Dhariwal, Arvind Neelakantan, Pranav Shyam, Girish Sastry, Amanda Askell, and Others. Language models are few-shot learners. *Adv. Neural Inf. Process. Syst.*, 33:1877–1901, 2020. ISSN 1049-5258.
- [12] OpenAI, Josh Achiam, Steven Adler, Sandhini Agarwal, Lama Ahmad, Ilge Akkaya, Florencia Leoni Aleman, Diogo Almeida, Janko Altenschmidt, Sam Altman, Shyamal Anadkat, Red Avila, Igor Babuschkin, Suchir Balaji, Valerie Balcom, Paul Baltescu, Haiming Bao, Mo Bavarian, Jeff Belgum, Irwan Bello, Jake Berdine, Gabriel Bernadett-Shapiro, Christopher Berner, Lenny Bogdonoff, Oleg Boiko, Madelaine Boyd, Anna-Luisa Brakman, Greg Brockman, Tim Brooks, Miles Brundage, Kevin Button, Trevor Cai, Rosie Campbell, Andrew Cann, Brittany Carey, Chelsea Carlson, Rory Carmichael, Brooke Chan, Che Chang, Fotis Chantzis, Derek Chen, Sully Chen, Ruby Chen, Jason Chen, Mark Chen, Ben Chess, Chester Cho, Casey Chu, Hyung Won Chung, Dave Cummings, Jeremiah Currier, Yunxing Dai, Cory Decareaux, Thomas Degry, Noah Deutsch, Damien Deville, Arka Dhar, David Dohan, Steve Dowling, Sheila Dunning, Adrien Ecoffet, Atty Eleti, Tyna Eloundou, David Farhi, Liam Fedus, Niko Felix, Simón Posada Fishman, Juston Forte, Isabella Fulford, Leo Gao, Elie Georges, Christian Gibson, Vik Goel, Tarun Gogineni, Gabriel Goh, Rapha Gontijo-Lopes, Jonathan Gordon, Morgan Grafstein, Scott Gray, Ryan Greene, Joshua Gross, Shixiang Shane Gu, Yufei Guo, Chris Hallacy, Jesse Han, Jeff Harris, Yuchen He, Mike Heaton, Johannes Heidecke, Chris Hesse, Alan Hickey, Wade Hickey, Peter Hoeschele, Brandon Houghton, Kenny Hsu, Shengli Hu, Xin Hu, Joost Huizinga, Shantanu Jain, Shawn Jain, Joanne Jang, Angela Jiang, Roger Jiang, Haozhun Jin, Denny Jin, Shino Jomoto, Billie Jonn, Heewoo Jun, Tomer Kaftan, Łukasz Kaiser, Ali Kamali, Ingmar Kanitscheider, Nitish Shirish Keskar, Tabarak Khan, Logan Kilpatrick, Jong Wook Kim, Christina Kim, Yongjik Kim, Hendrik Kirchner, Jamie Kiros, Matt Knight, Daniel Kokotajlo, Łukasz Kondraciuk, Andrew Kondrich, Aris Konstantinidis, Kyle Kosic, Gretchen Krueger, Vishal Kuo, Michael Lampe, Ikai Lan, Teddy Lee, Jan Leike, Jade Leung, Daniel Levy, Chak Ming Li, Rachel Lim, Molly Lin, Stephanie Lin, Mateusz Litwin, Theresa Lopez, Ryan Lowe, Patricia Lue, Anna Makanju, Kim Malfacini, Sam Manning, Todor Markov, Yaniv Markovski, Bianca Martin, Katie Mayer, Andrew Mayne, Bob McGrew, Scott Mayer McKinney, Christine McLeavey, Paul McMillan, Jake McNeil, David Medina, Aalok Mehta, Jacob Menick, Luke Metz, Andrey Mishchenko, Pamela Mishkin, Vinnie Monaco, Evan Morikawa, Daniel Mossing, Tong Mu, Mira Murati, Oleg Murk, David Mély, Ashvin Nair, Rei-ichiro Nakano, Rameev Nayak, Arvind Neelakantan, Richard Ngo, Hyeonwoo Noh, Long Ouyang, Cullen O’Keefe, Jakub Pachocki, Alex Paino, Joe Palermo, Ashley Pantuliano, Giambattista Parascandolo, Joel Parish, Emy Parparita, Alex Passos, Mikhail Pavlov, Andrew Peng, Adam Perelman, Filipe de Avila Belbute Peres, Michael Petrov, Henrique Ponde de Oliveira Pinto, Michael, Pokorny, Michelle Pokrass, Vitchyr Pong, Tolly Powell, Alethea Power, Boris Power, Elizabeth Proehl, Raul Puri, Alec Radford, Jack Rae, Aditya Ramesh, Cameron Raymond, Francis Real, Kendra Rimbach, Carl Ross, Bob Rotsted, Henri Roussez, Nick Ryder, Mario Saltarelli, Ted Sanders, Shibani Santurkar, Girish Sastry, Heather Schmidt, David Schnurr, John Schulman, Daniel Selsam, Kyla Sheppard, Toki Sherbakov, Jessica Shieh, Sarah Shoker, Pranav Shyam, Szymon Sidor, Eric Sigler, Maddie Simens, Jordan Sitkin, Katarina Slama, Ian Sohl, Benjamin Sokolowsky, Yang Song, Natalie Staudacher, Fe-

- lipe Petroski Such, Natalie Summers, Ilya Sutskever, Jie Tang, Nikolas Tezak, Madeleine Thompson, Phil Tillet, Amin Tootoonchian, Elizabeth Tseng, Preston Tuggle, Nick Turley, Jerry Tworek, Juan Felipe Cerón Uribe, Andrea Vallone, Arun Vijayvergiya, Chelsea Voss, Carroll Wainwright, Justin Jay Wang, Alvin Wang, Ben Wang, Jonathan Ward, Jason Wei, C J Weinmann, Akila Welihinda, Peter Welinder, Jiayi Weng, Lilian Weng, Matt Wiethoff, Dave Willner, Clemens Winter, Samuel Wolrich, Hannah Wong, Lauren Workman, Sherwin Wu, Jeff Wu, Michael Wu, Kai Xiao, Tao Xu, Sarah Yoo, Kevin Yu, Qiming Yuan, Wojciech Zaremba, Rowan Zellers, Chong Zhang, Marvin Zhang, Shengjia Zhao, Tianhao Zheng, Juntang Zhuang, William Zhuk, and Barret Zoph. GPT-4 technical report. *arXiv [cs.CL]*, 15 March 2023.
- [13] Hao Zhang, Neil Jethani, Simon Jones, Nicholas Genes, Vincent J Major, Ian S Jaffe, Anthony B Cardillo, Noah Heilenbach, Nadia Fazal Ali, Luke J Bonanni, Andrew J Clayburn, Zain Khera, Erica C Sadler, Jaideep Prasad, Jamie Schlacter, Kevin Liu, Benjamin Silva, Sophie Montgomery, Eric J Kim, Jacob Lester, Theodore M Hill, Alba Avoricani, Ethan Chervonski, James Davydov, William Small, Eesha Chakravartty, Himanshu Grover, John A Dodson, Abraham A Brody, Yindalon Aphinyanaphongs, Arjun Masurkar, and Narges Razavian. Evaluating large language models in extracting cognitive exam dates and scores. *medRxiv*, 13 February 2024. doi: 10.1101/2023.07.10.23292373.
 - [14] Fangyi Chen, Gongbo Zhang, Si Chen, Tiffany Callahan, and Chunhua Weng. Clinical note structural knowledge improves word sense disambiguation. *AMIA Summits Transl. Sci. Proc.*, 2024:515–524, 31 May 2024. ISSN 2153-4063.
 - [15] Jimyung Park, Yilu Fang, Casey Ta, Gongbo Zhang, Betina Idnay, Fangyi Chen, David Feng, Rebecca Shyu, Emily R Gordon, Matthew Spotnitz, and Chunhua Weng. Criteria2Query 3.0: Leveraging generative large language models for clinical trial eligibility query generation. *J. Biomed. Inform.*, 154 (104649):104649, June 2024. ISSN 1532-0464,1532-0480. doi: 10.1016/j.jbi.2024.104649.
 - [16] Qiao Jin, Nicholas Wan, Robert Leaman, Shubo Tian, Zhizheng Wang, Yifan Yang, Zifeng Wang, Guangzhi Xiong, Po-Ting Lai, Qingqing Zhu, Benjamin Hou, Maame Sarfo-Gyamfi, Gongbo Zhang, Aidan Gilson, Balu Bhasuran, Zhe He, Aidong Zhang, Jimeng Sun, Chunhua Weng, Ronald M Summers, Qingyu Chen, Yifan Peng, and Zhiyong Lu. Demystifying large language models for medicine: A primer. *arXiv [cs.AI]*, 24 October 2024.
 - [17] Matthew Spotnitz, Betina Idnay, Emily R Gordon, Rebecca Shyu, Gongbo Zhang, Cong Liu, James J Cimino, and Chunhua Weng. A survey of clinicians’ views of the utility of large language models. *Appl. Clin. Inform.*, 15(2):306–312, March 2024. ISSN 1869-0327. doi: 10.1055/a-2281-7092.
 - [18] Gongbo Zhang, Yiliang Zhou, Yan Hu, Hua Xu, Chunhua Weng, and Yifan Peng. A span-based model for extracting overlapping PICO entities from randomized controlled trial publications. *J. Am. Med. Inform. Assoc.*, 31(5):1163–1171, 19 April 2024. ISSN 1067-5027,1527-974X. doi: 10.1093/jamia/ocae065.
 - [19] Hye Sun Yun, David Pogrebitskiy, Iain James Marshall, and Byron C Wallace. Automatically extracting numerical results from randomized controlled trials with large language models. In *Machine Learning for Healthcare Conference*. PMLR, 25 November 2024.
 - [20] Liyan Tang, Zhaoyi Sun, Betina Idnay, Jordan G Nestor, Ali Soroush, Pierre A Elias, Ziyang Xu, Ying Ding, Greg Durrett, Justin F Rousseau, Chunhua Weng, and Yifan Peng. Evaluating large language models on medical evidence summarization. *NPJ Digit Med*, 6(1):158, 24 August 2023. ISSN 2398-6352. doi: 10.1038/s41746-023-00896-7.
 - [21] Gongbo Zhang, Qiao Jin, Yiliang Zhou, Song Wang, Betina Idnay, Yiming Luo, Elizabeth Park, Jordan G Nestor, Matthew E Spotnitz, Ali Soroush, Thomas R Campion, Jr, Zhiyong Lu, Chunhua Weng, and Yifan Peng. Closing the gap between open source and commercial large language models for

- medical evidence summarization. *NPJ Digit. Med.*, 7(1):239, 9 September 2024. ISSN 2398-6352. doi: 10.1038/s41746-024-01239-w.
- [22] Charlotte Zelin, Wendy K Chung, Mederic Jeanne, Gongbo Zhang, and Chunhua Weng. Rare disease diagnosis using knowledge guided retrieval augmentation for ChatGPT. *J. Biomed. Inform.*, (104702): 104702, 29 July 2024. ISSN 1532-0464,1532-0480. doi: 10.1016/j.jbi.2024.104702.
 - [23] Zifeng Wang, Cao Xiao, and Jimeng Sun. AutoTrial: Prompting language models for clinical trial design. In *Proceedings of the 2023 Conference on Empirical Methods in Natural Language Processing*, Stroudsburg, PA, USA, 18 May 2023. Association for Computational Linguistics. doi: 10.18653/v1/2023.emnlp-main.766.
 - [24] Gongbo Zhang, Qiao Jin, Denis Jered McInerney, Yong Chen, Fei Wang, Curtis L Cole, Qian Yang, Yanshan Wang, Bradley A Malin, Mor Peleg, Byron C Wallace, Zhiyong Lu, Chunhua Weng, and Yifan Peng. Leveraging generative AI for clinical evidence synthesis needs to ensure trustworthiness. *J. Biomed. Inform.*, 153(104640):104640, May 2024. ISSN 1532-0464,1532-0480. doi: 10.1016/j.jbi.2024.104640.
 - [25] Travis Zack, Eric Lehman, Mirac Suzgun, Jorge A Rodriguez, Leo Anthony Celi, Judy Gichoya, Dan Jurafsky, Peter Szolovits, David W Bates, Raja-Elie E Abdunour, Atul J Butte, and Emily Alsentzer. Assessing the potential of GPT-4 to perpetuate racial and gender biases in health care: a model evaluation study. *Lancet Digit. Health*, 6(1):e12–e22, January 2024. ISSN 2589-7500. doi: 10.1016/S2589-7500(23)00225-X.
 - [26] Yifan Peng, Justin F Rousseau, Edward H Shortliffe, and Chunhua Weng. AI-generated text may have a role in evidence-based medicine. *Nat. Med.*, 29(7):1593–1594, July 2023. ISSN 1078-8956,1546-170X. doi: 10.1038/s41591-023-02366-9.
 - [27] Qiao Jin, Zifeng Wang, Charalampos S Floudas, Fangyuan Chen, Changlin Gong, Dara Bracken-Clarke, Elisabetta Xue, Yifan Yang, Jimeng Sun, and Zhiyong Lu. Matching patients to clinical trials with large language models. *Nat. Commun.*, 15(1):9074, 18 November 2024. ISSN 2041-1723,2041-1723. doi: 10.1038/s41467-024-53081-z.
 - [28] Chantal Shaib, Millicent L Li, Sebastian Joseph, Iain J Marshall, Junyi Jessy Li, and Byron C Wallace. Summarizing, simplifying, and synthesizing medical evidence using GPT-3 (with varying success). *Proc. Conf. Assoc. Comput. Linguist. Meet.*, 2023:1387–1407, July 2023. ISSN 0736-587X. doi: 10.18653/v1/2023.acl-short.119.
 - [29] Nataliya Kosmyna, Eugene Hauptmann, Ye Tong Yuan, Jessica Situ, Xian-Hao Liao, Ashly Vivian Beresnitzky, Iris Braunstein, and Pattie Maes. Your brain on ChatGPT: Accumulation of cognitive debt when using an AI assistant for essay writing task. *arXiv [cs.AI]*, 10 June 2025.
 - [30] Kyle Chayka. A.I. is homogenizing our thoughts. *The New Yorker*, 25 June 2025. ISSN 0028-792X.
 - [31] S Kullback and R A Leibler. On information and sufficiency. *Ann. Math. Stat.*, 22(1):79–86, March 1951. ISSN 0003-4851,2168-8990. doi: 10.1214/aoms/1177729694.
 - [32] Karen Sparck Jones. A statistical interpretation of term specificity and its application in retrieval. *J. Doc.*, 28(1):11–21, January 1972. ISSN 0022-0418,1758-7379. doi: 10.1108/eb026526.
 - [33] Eric Sayers. A general introduction to the E-utilities. <https://www.ncbi.nlm.nih.gov/books/NBK25497/>, 17 November 2022.
 - [34] Yizhou Zhang, Lun Du, Defu Cao, Qiang Fu, and Yan Liu. An examination on the effectiveness of divide-and-conquer prompting in large language models. *arXiv [cs.AI]*, 7 February 2024.
 - [35] David M Blei, Andrew Y Ng, and Michael I Jordan. Latent dirichlet allocation. *J. Mach. Learn. Res.*, 3:993–1022, 2003. ISSN 1532-4435.

- [36] Chin-Yew Lin. ROUGE: A package for automatic evaluation of summaries. In *Text Summarization Branches Out*, pages 74–81, Barcelona, Spain, July 2004. Association for Computational Linguistics.
- [37] Kishore Papineni, Salim Roukos, Todd Ward, and Wei-Jing Zhu. BLEU: a method for automatic evaluation of machine translation. In *Proceedings of the 40th Annual Meeting on Association for Computational Linguistics - ACL '02*, pages 311–318, Morristown, NJ, USA, 2001. Association for Computational Linguistics. doi: 10.3115/1073083.1073135.
- [38] Satanjeev Banerjee and Alon Lavie. METEOR: An automatic metric for MT evaluation with improved correlation with human judgments. In Jade Goldstein, Alon Lavie, Chin-Yew Lin, and Clare Voss, editors, *Proceedings of the ACL Workshop on Intrinsic and Extrinsic Evaluation Measures for Machine Translation and/or Summarization*, pages 65–72, Ann Arbor, Michigan, June 2005. Association for Computational Linguistics.
- [39] Sanjana Ramprasad, Jered Mcinerney, Iain Marshall, and Byron Wallace. Automatically summarizing evidence from clinical trials: A prototype highlighting current challenges. In *Proceedings of the 17th Conference of the European Chapter of the Association for Computational Linguistics: System Demonstrations*, Stroudsburg, PA, USA, 2023. Association for Computational Linguistics. doi: 10.18653/v1/2023.eacl-demo.27.
- [40] Sanjana Ramprasad and Byron C Wallace. Do automatic factuality metrics measure factuality? a critical evaluation. *arXiv [cs.CL]*, 25 November 2024.
- [41] Liyan Tang, Igor Shalymov, Amy Wong, Jon Burnsky, Jake Vincent, Yu'an Yang, Siffi Singh, Song Feng, Hwanjun Song, Hang Su, Lijia Sun, Yi Zhang, Saab Mansour, and Kathleen McKeown. TofuEval: Evaluating hallucinations of LLMs on topic-focused dialogue summarization. In Kevin Duh, Helena Gomez, and Steven Bethard, editors, *Proceedings of the 2024 Conference of the North American Chapter of the Association for Computational Linguistics: Human Language Technologies (Volume 1: Long Papers)*, pages 4455–4480, Mexico City, Mexico, June 2024. Association for Computational Linguistics.
- [42] R S Frantz, L E Starr, and A L Bailey. Syntactic complexity as an aspect of text complexity. *Educational Researcher*, 2015. doi: 10.3102/0013189X15603980.
- [43] M C MacDonald, N J Pearlmutter, and M S Seidenberg. The lexical nature of syntactic ambiguity resolution [corrected]. *Psychol. Rev.*, 101(4):676–703, October 1994. ISSN 0033-295X,1939-1471. doi: 10.1037/0033-295x.101.4.676.
- [44] Guoxing Yu. Lexical diversity in writing and speaking task performances. *Applied Linguistics*, 31: 236–259, 1 May 2010. doi: 10.1093/APPLIN/AMP024.
- [45] Tianyi Zhang, Varsha Kishore, Felix Wu, Kilian Q Weinberger, and Yoav Artzi. BERTScore: Evaluating text generation with BERT. In *International Conference on Learning Representations*, pages 1–43, 2019.
- [46] Nahathai Wongpakaran, Tinakon Wongpakaran, Danny Wedding, and Kilem L Gwet. A comparison of cohen’s kappa and gwet’s AC1 when calculating inter-rater reliability coefficients: a study conducted with personality disorder samples. *BMC Med. Res. Methodol.*, 13(1):61, 29 April 2013. ISSN 1471-2288. doi: 10.1186/1471-2288-13-61.
- [47] Stephen B Johnson, Michael E Bales, Daniel Dine, Suzanne Bakken, Paul J Albert, and Chunhua Weng. Automatic generation of investigator bibliographies for institutional research networking systems. *J. Biomed. Inform.*, 51:8–14, October 2014. ISSN 1532-0464,1532-0480. doi: 10.1016/j.jbi.2014.03.013.

Supplementary materials



Supplementary Figure 1: Heatmap of researchers' topic transition probabilities between years.

Supplementary Table 1: Human evaluation results of self-written profiles.[illegible]

Supplementary Table 2: Human evaluation results of MeSH term-based profiles.

Faculty	Overall impression	Factual Accuracy	Granularity	Readability	Comprehensiveness	Specificity	Conciseness	Identified as human
1	Poor	Poor	Good granularity	Good	Good	Very poor	Good	FALSE
	Fair	Poor	Too general	Good	Fair	Fair	Fair	FALSE
	Poor	Fair	General	Good	Fair	Poor	Good	FALSE
2	Good	Good	Detailed	Excellent	Excellent	Good	Good	FALSE
	Fair	Fair	General	Good	Fair	Fair	Poor	FALSE
	Good	Fair	Good granularity	Excellent	Good	Fair	Good	FALSE
3	Good	Fair	General	Good	Fair	Poor	Fair	FALSE
	Good	Good	General	Good	Good	Poor	Fair	FALSE
	Very poor	Very poor	Detailed	Excellent	Good	Very poor	Fair	FALSE
4	Good	Good	Good granularity	Excellent	Excellent	Good	Good	FALSE
	Good	Good	Good granularity	Excellent	Excellent	Good	Excellent	FALSE
	Fair	Excellent	Detailed	Poor	Good	Fair	Good	FALSE
5	Excellent	Excellent	Good granularity	Excellent	Good	Excellent	Excellent	TRUE
	Good	Good	Good granularity	Good	Fair	Fair	Excellent	FALSE
	Excellent	Good	Good granularity	Good	Good	Good	Excellent	FALSE
6	Good	Good	Too general	Good	Good	Good	Good	FALSE
	Fair	Fair	Good granularity	Fair	Excellent	Excellent	Good	FALSE
	Good	Fair	General	Good	Good	Good	Good	FALSE
7	Good	Good	Too general	Good	Good	Good	Good	FALSE
	Good	Fair	Good granularity	Excellent	Good	Good	Excellent	FALSE
	Good	Good	Good granularity	Good	Good	Good	Good	FALSE
8	Good	Good	Too general	Good	Good	Good	Good	FALSE
	Good	Good	Detailed	Good	Good	Good	Fair	FALSE
	Good	Good	Good granularity	Good	Good	Good	Good	FALSE
9	Good	Excellent	Detailed	Good	Excellent	Excellent	Good	FALSE
	Good	Excellent	Good granularity	Excellent	Excellent	Good	Good	FALSE
	Good	Excellent	Good granularity	Excellent	Excellent	Excellent	Excellent	FALSE
10	Good	Excellent	General	Good	Good	Excellent	Good	FALSE
	Very poor	Poor	Good granularity	Excellent	Very poor	Poor	Fair	FALSE
	Good	Fair	Good granularity	Excellent	Fair	Excellent	Excellent	FALSE
11	Good	Excellent	Good granularity	Good	Excellent	Excellent	Excellent	FALSE
	Good	Excellent	Good granularity	Excellent	Excellent	Excellent	Excellent	FALSE
	Good	Excellent	Good granularity	Excellent	Excellent	Good	Excellent	FALSE
12	Good	Good	General	Good	Good	Good	Good	FALSE
	Fair	Poor	Good granularity	Excellent	Good	Fair	Good	FALSE
	Very poor	Poor	Too general	Excellent	Very poor	Very poor	Good	FALSE
13	Excellent	Excellent	Good granularity	Excellent	Excellent	Excellent	Excellent	FALSE
	Good	Excellent	Good granularity	Excellent	Fair	Fair	Excellent	FALSE
	Good	Fair	General	Very poor	Excellent	Good	Good	FALSE
14	Good	Excellent	Good granularity	Good	Good	Good	Good	FALSE
	Good	Good	Detailed	Good	Good	Fair	Good	FALSE
	Good	Excellent	Detailed	Excellent	Excellent	Good	Good	FALSE
15	Good	Good	Good granularity	Good	Excellent	Excellent	Excellent	FALSE
	Good	Good	Detailed	Excellent	Excellent	Fair	Excellent	FALSE
	Good	Good	Detailed	Good	Excellent	Excellent	Excellent	FALSE
16	Good	Good	Good granularity	Good	Good	Good	Good	FALSE
	Good	Good	General	Excellent	Excellent	Fair	Good	FALSE
	Good	Good	General	Good	Good	Good	Good	FALSE
17	Good	Excellent	General	Good	Good	Good	Good	FALSE
	Poor	Poor	Detailed	Excellent	Fair	Poor	Good	FALSE
	Fair	Poor	General	Good	Fair	Poor	Good	FALSE
18	Good	Excellent	Good granularity	Good	Good	Good	Good	FALSE
	Excellent	Excellent	Good granularity	Excellent	Excellent	Excellent	Excellent	FALSE
	Excellent	Excellent	Good granularity	Good	Good	Good	Good	FALSE

Supplementary Table 3: Human evaluation results of abstract-based profiles.

Faculty	Overall impression	Factual Accuracy	Granularity	Readability	Comprehensiveness	Specificity	Conciseness	Identified as human
1	Good	Good	Detailed	Good	Excellent	Good	Fair	TRUE
	Good	Excellent	Too detailed	Fair	Fair	Poor	Excellent	FALSE
	Good	Excellent	Detailed	Good	Good	Fair	Fair	FALSE
2	Fair	Good	Too detailed	Good	Good	Fair	Very poor	FALSE
	Poor	Good	General	Poor	Poor	Very poor	Poor	FALSE
	Fair	Good	Detailed	Fair	Good	Fair	Poor	FALSE
3	Fair	Fair	Too detailed	Good	Fair	Poor	Very poor	FALSE
	Fair	Good	Detailed	Good	Fair	Fair	Poor	FALSE
	Poor	Fair	Too detailed	Excellent	Excellent	Very poor	Very poor	FALSE
4	Fair	Good	Detailed	Excellent	Excellent	Good	Good	FALSE
	Good	Good	Detailed	Good	Excellent	Good	Good	FALSE
	Fair	Good	Too detailed	Good	Good	Very poor	Good	FALSE
5	Fair	Fair	Too detailed	Poor	Good	Fair	Fair	FALSE
	Fair	Good	Too detailed	Fair	Fair	Fair	Fair	FALSE
	Fair	Good	General	Fair	Excellent	Fair	Fair	FALSE
6	Fair	Good	Too detailed	Fair	Fair	Fair	Fair	FALSE
	Good	Good	Too detailed	Poor	Fair	Poor	Fair	FALSE
	Fair	Fair	Detailed	Fair	Fair	Poor	Fair	FALSE
7	Poor	Fair	Too detailed	Poor	Poor	Poor	Poor	FALSE
	Fair	Fair	Too detailed	Fair	Fair	Fair	Fair	FALSE
	Fair	Fair	Detailed	Fair	Fair	Poor	Fair	FALSE
8	Poor	Fair	Too detailed	Poor	Fair	Poor	Poor	FALSE
	Fair	Fair	Too detailed	Fair	Fair	Fair	Fair	FALSE
	Fair	Poor	Too detailed	Poor	Fair	Poor	Poor	FALSE
9	Fair	Fair	Too detailed	Poor	Poor	Poor	Poor	FALSE
	Fair	Fair	Too detailed	Good	Excellent	Poor	Very poor	FALSE
	Fair	Good	Detailed	Fair	Fair	Fair	Poor	FALSE
10	Poor	Fair	Too detailed	Poor	Poor	Poor	Poor	FALSE
	Poor	Good	Detailed	Good	Very poor	Very poor	Very poor	FALSE
	Fair	Poor	General	Poor	Poor	Fair	Fair	FALSE
11	Poor	Fair	Too detailed	Poor	Poor	Poor	Poor	FALSE
	Poor	Fair	Too detailed	Fair	Excellent	Poor	Poor	FALSE
	Poor	Fair	Too detailed	Good	Excellent	Poor	Very poor	FALSE
12	Fair	Good	Too detailed	Poor	Poor	Poor	Poor	FALSE
	Good	Good	Detailed	Fair	Fair	Fair	Fair	FALSE
	Very poor	Excellent	Too detailed	Excellent	Excellent	Poor	Poor	FALSE
13	Poor	Poor	Too detailed	Poor	Poor	Poor	Poor	FALSE
	Fair	Fair	Detailed	Fair	Fair	Fair	Fair	FALSE
	Very poor	Poor	Too detailed	Good	Excellent	Very poor	Very poor	FALSE
14	Poor	Poor	Too detailed	Poor	Poor	Poor	Poor	FALSE
	Fair	Good	Too detailed	Fair	Fair	Poor	Poor	FALSE
	Fair	Fair	Too detailed	Poor	Good	Very poor	Very poor	FALSE
15	Poor	Poor	Too detailed	Poor	Poor	Poor	Poor	FALSE
	Poor	Poor	Too detailed	Very poor	Excellent	Poor	Fair	FALSE
	Fair	Poor	Too detailed	Very poor	Fair	Poor	Very poor	FALSE
16	Poor	Fair	Too detailed	Poor	Poor	Poor	Poor	FALSE
	Poor	Fair	Too detailed	Excellent	Good	Poor	Poor	FALSE
	Fair	Fair	Detailed	Good	Poor	Fair	Poor	FALSE
17	Poor	Fair	Too detailed	Poor	Poor	Poor	Poor	FALSE
	Poor	Fair	Too detailed	Excellent	Good	Poor	Fair	FALSE
	Poor	Fair	Too detailed	Poor	Fair	Poor	Poor	FALSE
18	Poor	Fair	Too detailed	Poor	Poor	Poor	Poor	FALSE
	Poor	Fair	Too detailed	Excellent	Excellent	Poor	Poor	FALSE
	Poor	Good	Too detailed	Good	Excellent	Fair	Fair	FALSE

Supplementary Table 4: Unique MeSH Terms used by human-written profiles.

academia	endoderm	islam
air	endophenotypes	israel
air pollution	eukaryotic cells	italy
anatomy	exome	jaw
anthropology	exome sequencing	jews
aplysia	extracellular matrix	kansas
archaea	extreme environments	laboratories
arizona	faculty	leg
art	flaviviridae	leucine zippers
arthritis	focus groups	lewy bodies
autoimmunity	foundations	linkage disequilibrium
beijing	freedom	literature
biophysics	friends	logic
biostatistics	fruit	mammals
biotechnology	gastroenterology	massachusetts
birth order	gastrulation	mathematics
blood volume	genetic linkage	meaningful use
books	genetic techniques	medical oncology
boston	genomic medicine	melanogenesis
california	germany	mesoderm
cations	gestures	microbiology
cellular reprogramming	glycosylation	microphysiological systems
chart	government	micrornas
chicago	growth cones	morbidity
chloroquine	gynecology	moscow
cisplatin	habits	muscle relaxation
cocaine	hair diseases	muscle strength
cognitive psychology	hallucinations	mutagenesis
cognitive science	health policy	mutagens
common cold	hearing	myocarditis
comprehension	hematology	nanofibers
computer systems	hiv antibodies	necrosis
computers	hope	nephrology
congress	hospital medicine	neural prostheses
conjunctivitis	hospitals	neural tube
coronaviridae	humanities	neuroendocrine cells
crohn disease	hypertriglyceridemia	neurology
culture	hypnosis	news
demography	iga vasculitis	north carolina
desmosomes	implementation science	notochord
digital health	inositol	nursing research
dna breaks	intention	obstetrics
dna cleavage	internal medicine	optic chiasm
document analysis	inventors	optical imaging
editorial	iontophoresis	organ size

organogenesis
osteocalcin
outline
paper
parahippocampal gyrus
paralysis
parasites
pennsylvania
photons
physicians
poliomyelitis
politics
postdoctoral training
private sector
probability
problem solving
projection
protein binding
psychophysics
pubmed

quantum dots
reflex
relaxation
reperfusion
reperfusion injury
review
rosiglitazone
san francisco
sarcoma
school nursing
serum
sign language
skeleton
social networking
somatosensory cortex
sound
spatial learning
spatial memory
students
surgeons

survival analysis
synaptic vesicles
texas
therapeutics
translating
triglycerides
united states
universities
urothelium
utah
vasculitis
virginia
virus replication
visual pathways
washington
wound healing
zinc