

---

# An Auditable Pipeline for Fuzzy Full-Text Screening in Systematic Reviews: Integrating Contrastive Semantic Highlighting and LLM Judgment

---

P. Mortezaagha<sup>1, 2</sup>, A. Rahgozar<sup>1, 2</sup>

<sup>1</sup>Ottawa Hospital Research Institute, Ottawa, Ontario, Canada

<sup>2</sup>University of Ottawa, Ottawa, Ontario, Canada

## Abstract

Full-text screening is the major bottleneck of systematic reviews (SRs), as decisive evidence is dispersed across long, heterogeneous documents and rarely admits static, binary rules. We present a scalable, auditable pipeline that reframes inclusion/exclusion as a *fuzzy* decision problem and benchmark it against statistical and crisp baselines in the context of the Population Health Modelling Consensus Reporting Network for noncommunicable diseases (POPCORN). Articles are parsed into overlapping chunks and embedded with a domain-adapted model; for each criterion (Population, Intervention, Outcome, Study Approach), we compute contrastive similarity (inclusion–exclusion cosine) and a *vagueness margin*, which a Mamdani fuzzy controller maps into graded inclusion degrees with dynamic thresholds in a multi-label classification setting. A large language model (LLM) judge adjudicates highlighted spans with tertiary labels, confidence scores, and criterion-referenced rationales; when evidence is insufficient, fuzzy membership is attenuated rather than hard-excluded. In a pilot on an all-positive gold set ( $N=16$  full texts;  $M=3,208$  chunks), the fuzzy system achieved document-level recall of 81.25% (Population), 87.50% (Intervention), 87.50% (Outcome), and 75.00% (Study Approach) with 95% Wilson confidence intervals, exceeding statistical baselines (recall 56.25–75.00%) and crisp baselines (recall 43.75–81.25%). Strict “all-criteria” inclusion was reached for 50.00% of articles, compared to 25.00% and 12.50% under the baselines. Cross-model agreement on justifications was 98.27%, human–machine agreement 96.07%, and a pilot review showed 91% inter-rater agreement ( $\kappa=0.82$ ) with screening time reduced from  $\sim 20$  minutes to under 1 minute per article at a significantly lower cost. These results demonstrate that fuzzy logic, combined with contrastive highlighting and explainable LLM adjudication, delivers high recall, stable rationale, and end-to-end traceability. Because this proof-of-concept used only positives, the evaluation emphasized recall.

**Keywords:** Systematic review automation, Full-text screening, Fuzzy logic (Mamdani), Multi-label text classification, Explainable AI, Large Language Models (LLMs), Contrastive semantic similarity, Biomedical NLP, Evidence synthesis

## 1 Introduction

Systematic reviews (SRs) are the cornerstone of evidence-based medicine and biomedical research, providing the most reliable synthesis of scientific knowledge for clinical, policy, and research decisions [? ]. Their rigor rests on pre-specified questions, comprehensive searches, explicit inclusion/exclusion criteria, and transparent appraisal. Yet the scale of contemporary publishing has overwhelmed traditional workflows: recent estimates indicate more than 75 clinical trials and 11 SRs appear each day [3], and the pool of potentially eligible

studies has expanded far beyond available reviewer capacity [2, 4]. In practice, teams now screen thousands of citations and frequently advance hundreds to full text [5, 6].

**Full-text screening as the bottleneck.** Unlike title/abstract triage, full-text assessment demands careful reading of long, heterogeneous documents. Decisive information may be scattered across sections, buried in tables/figures, or described in discipline-specific or evolving terminology [8, 7]. The task is labor-intensive and error-prone; reviewer fatigue and cognitive overload are common, and—even with shared protocols—experts often disagree on eligibility at this stage [7]. This disagreement reflects not only human inconsistency but also a property of the data: full-text evidence is inherently ambiguous, context-dependent, and, in a precise sense, *fuzzy*.

## 1.1 The Inherently Fuzzy Nature of Full-Text Decision-Making

By “fuzzy” we mean that signals supporting inclusion/exclusion are graded, partial, and distributed. Populations are described broadly in one section and narrowly in another; interventions may be referenced indirectly; outcomes are reported with non-standard or shifting terminology. Criteria are seldom satisfied in an all-or-nothing manner; rather, eligibility emerges from partial matches and multi-dimensional semantic relationships. Consequently, two diligent reviewers can reasonably reach different conclusions on the same article, with consensus achieved only after discussion that weighs context and degree—a phenomenon well documented for full-text screening [7].

## 1.2 Limits of Traditional and Probabilistic Approaches

Crisp rule-based systems are explicit and transparent but poorly matched to graded, contextual evidence; they cannot represent partial relevance or uncertainty [11, 7]. Probabilistic machine learning offers improvements but still reduces decisions to thresholds on opaque scores and often lacks persuasive, case-specific explanations [5, 6, 8]. Recent advances in large language models (LLMs) improve coverage and flexibility, yet LLMs alone do not guarantee consistent recall at SR standards, nor do they natively provide calibrated, graded decisions for the “gray-zone” cases that dominate full-text assessment [13, 14].

## 1.3 Why Fuzzy Logic is Needed

Fuzzy logic [18] offers a human-aligned principled calculus to represent degrees of membership and partial truth [9, 10, 11, 12]. In the context of full-text screening, much of the challenge arises not from simple ambiguity, which implies multiple possible interpretations, but from *vagueness*, where key eligibility signals are imprecise, graded, or previously nonmeasurable [32]. Fuzzy logic rectifies this vagueness by transforming qualitative, diffuse evidence into quantifiable degrees of support, enabling systematic comparison across heterogeneous text spans [32]. It encodes the interaction of signal strength and contextual nuance in a transparent rule base [28], mirroring how expert panels reason: weighing multiple, partially supportive statements until a consensus degree of inclusion is reached. Crucially, fuzzy systems are both interpretable and auditable, allowing users to inspect membership functions, rule activations, and the exact path from text to decision [19, 20].

## 1.4 Innovations in Fuzzy, Explainable, and LLM-Augmented Screening

We propose a full-text screening pipeline designed from first principles for fuzziness and explainability:

- **Contrastive semantic highlighting.** Articles are segmented and embedded; for each criterion, we compute inclusion-versus-exclusion similarity and *highlight* candidate spans, making the evidence traceable to concrete text.
- **Mamdani fuzzy inference.** A Mamdani controller aggregates similarity strength and an explicit *vagueness margin* to produce graded inclusion degrees and support multi-label assignment [12].
- **LLM-as-judge.** A domain-adapted LLM interprets the fuzzy-selected spans, issues a tertiary judgment with a confidence score, and provides a short, criterion-referenced explanation to enhance transparency and arbitrate borderline conflicts [17, 13, 14, 21, 22].
- **Handling lack of evidence.** When highlighted spans are judged insufficient at a later stage, their contribution is attenuated rather than forcing a brittle exclude/retain decision, preserving recall while demoting weak evidence.

This architecture targets high recall with bounded reviewer effort and an auditable chain from document text to decision.

## 1.5 Related Work and Comparative Approaches

Study selection methods span crisp manual tools, probabilistic ML, fuzzy logic, and LLM-based prompting. Table 1 contrasts representative systems, highlighting strengths and limitations across precision/recall, transparency, and scalability [7, 5, 8, 6, 12, 13, 14]. Our contribution sits at the intersection: a fuzzy, explainable controller layered on modern NLP with LLM adjudication.

Table 1: Comparison of approaches for systematic review screening.

Approach	Examples	Strengths	Limitations
<b>Crisp manual / rule-based</b>	Covidence, Rayyan, key-word filters [7]	High precision, explicit criteria, transparent; widely used in practice	Labor-intensive, inconsistent on ambiguous cases, no partial relevance, “maybe” still needs resolution
<b>Probabilistic ML</b>	Abstrackr (SVM), BERT-based classifiers [5, 8, 6]	Reduces workload, adapts to synonyms/implicit mentions, fast batch processing, active learning possible	Black-box predictions, needs many labeled examples, output still thresholded to binary, lacks explanation
<b>Fuzzy logic-based</b>	FAME: Fuzzy Additive Models for Explainable AI [12], present study	Handles gradations/uncertainty, explainable, robust to heterogeneous reporting, aligns with expert reasoning	Requires knowledge engineering, no large-scale precedent in SR, tuning needed, typically hybrid with ML
<b>LLM-based</b>	GPT-4, recent prompt-based screening [13, 14, 24, 25]	High comprehension, flexible, can explain in natural language, promising accuracy (in early studies)	Recall not sufficient for SR needs, output inconsistent, explanation plausibility not guaranteed, scalability and cost issues

## 1.6 Evaluation Overview

We evaluate the proposed system using a multi-metric battery appropriate for screening tasks: recall (on an all-positive gold set), reviewer agreement, explanation quality, and efficiency; and, for future mixed-label benchmarks, specificity and threshold-free discrimination (ROC/PR curves and AUC), alongside calibration and ablations. This combination aligns with best practices in explainable AI and targets real-world deployability.

In summary, the exponential growth of the literature and the fundamentally graded nature of full-text evidence argue for a shift from crisp or purely probabilistic screening to a *fuzzy, explainable* paradigm. By integrating contrastive highlighting, Mamdani inference, and LLM adjudication, our approach seeks to deliver high recall, transparent rationales, and scalable operations suitable for living SRs.

## 2 Methodology

### 2.1 Full-Text Semantic Highlighting, Fuzzy Logic Screening, and Explainable LLM Judgment

We build a pipeline that operationalizes the intrinsically fuzzy, context-dependent nature of full-text eligibility. The system combines: (i) *semantic highlighting* to surface evidence spans tied to explicit criteria, (ii) a

*Mamdani fuzzy inference* layer to map similarity and ambiguity into graded inclusion scores, and (iii) *LLM-based adjudication* to provide auditable, criterion-referenced rationales. The design targets high recall with bounded reviewer effort and end-to-end traceability: every automated decision is linked to concrete text and a short explanation.

The overall workflow is depicted in Figure 1.

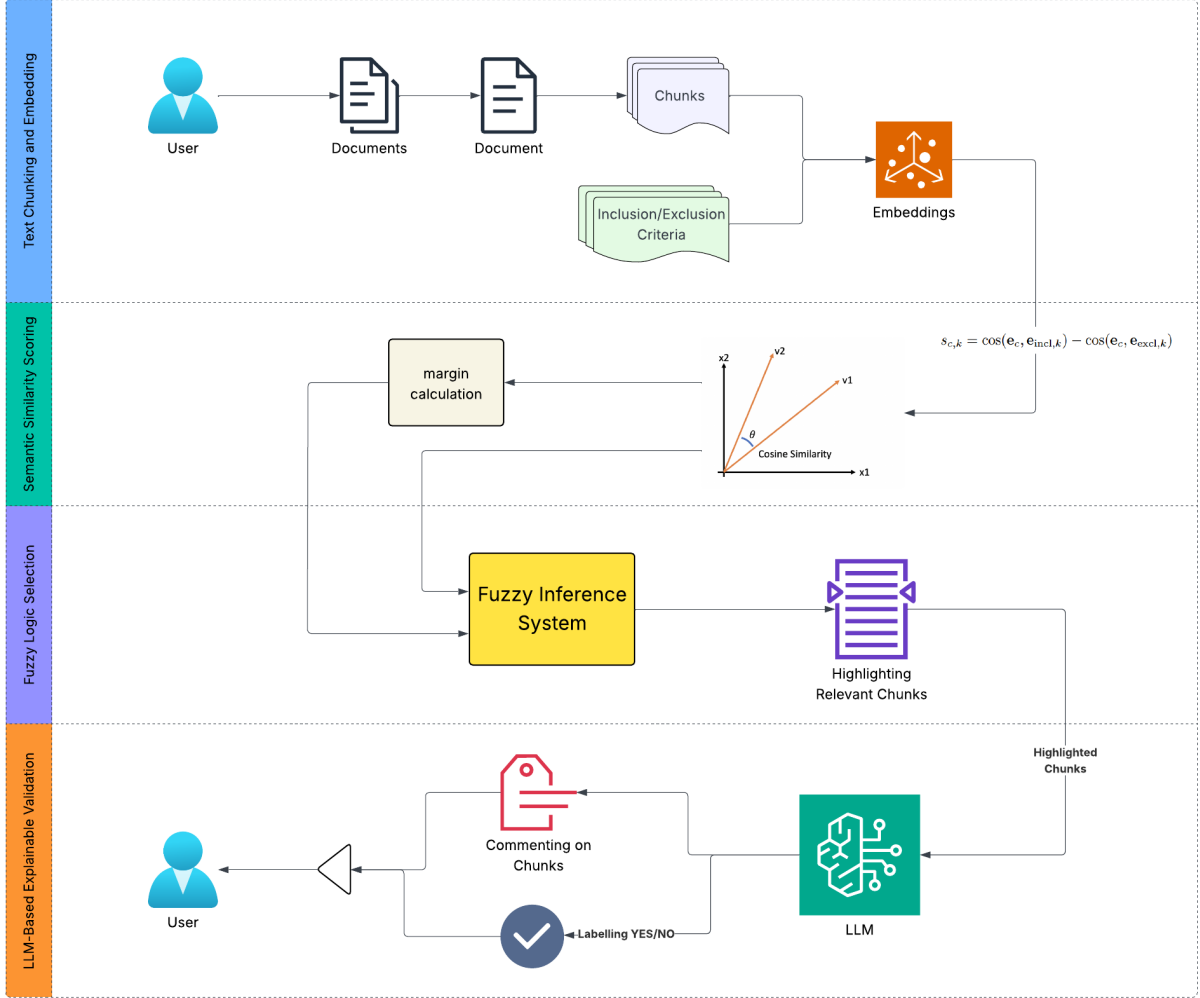


Figure 1: **Overview of the automated full-text screening pipeline.** The process consists of four stages: (1) text chunking and embedding, (2) semantic similarity scoring and highlighting, (3) fuzzy logic selection, and (4) LLM-based explainable validation and adjudication. User-submitted documents are divided into chunks, semantically compared to inclusion/exclusion criteria, filtered by a Mamdani fuzzy inference system, and finally validated with LLM-based explanations and labels.

### 2.1.1 Text Chunking, Embedding, and Semantic Highlighting

**Parsing and chunking.** Each PDF is parsed into a linearized text stream while preserving section boundaries when available (e.g., section titles, headings, captions) [30]. We segment into overlapping “chunks” of 3–5 sentences with a stride of 1–2 sentences, which balances local coherence with coverage of cross-sentence evidence [31]. Let  $D = \{d_1, \dots, d_N\}$  denote the documents and  $C_i = \{c_{i,1}, \dots, c_{i,M}\}$  the chunks of  $d_i$ .

**Embedding.** Each chunk  $c$  is mapped to a dense vector  $\mathbf{e}_c \in \mathbb{R}^d$  using a domain-adapted embedding model (e.g., OpenAI `text-embedding-3-large` [15, 29]):

$$\mathbf{e}_c = f_{\text{embed}}(c),$$

where  $f_{\text{embed}}$  is the embedding function. Criteria texts (verbatim inclusion and exclusion definitions) are embedded once and reused, enabling efficient, batched similarity.

**Highlighting.** Given criterion-specific vectors, candidate chunks are highlighted by semantic proximity (defined below). Highlights are retained with offsets to support later visualization and auditing. This step surfaces *where* the model found evidence, not just *whether* it exists.

### 2.1.2 Contrastive Semantic Similarity Scoring

**Contrastive score.** For each criterion  $k$ , we embed the inclusion and exclusion specifications,  $\mathbf{e}_{\text{incl},k}$  and  $\mathbf{e}_{\text{excl},k}$ . The relevance of chunk  $c$  to  $k$  is the *subtracted cosine similarity*:

$$s_{c,k} = \cos(\mathbf{e}_c, \mathbf{e}_{\text{incl},k}) - \cos(\mathbf{e}_c, \mathbf{e}_{\text{excl},k}),$$

which rewards alignment with inclusion while penalizing overlap with exclusion. This contrastive formulation reduces false positives from generic or off-target matches and stabilizes ranking across heterogeneous writing styles.

**Normalization and stability.** Cosine values are bounded in  $[-1, 1]$ ; the subtraction yields  $s_{c,k} \in [-2, 2]$ . In practice we clip  $s_{c,k}$  to a plausible band for scientific text (e.g.,  $[-0.10, 0.15]$ ) to avoid downstream rule inactivity and to keep the fuzzy universes compact (cf. Figure 3).

### 2.1.3 Margin Calculation and Ambiguity Quantification

To quantify local ambiguity, we compute

$$k^* = \arg \max_k s_{c,k}, \quad m_c = s_{c,k^*} - \max_{j \neq k^*} s_{c,j}.$$

Small  $m_c$  indicates that multiple criteria explain the chunk similarly well (e.g., a sentence describing both population and intervention), while negative  $m_c$  flags instability when the top score is not unique under noise. Both  $s_{c,k^*}$  and  $m_c$  are passed to the fuzzy layer.

### 2.1.4 Fuzzy Logic (Mamdani) Selection

A *Mamdani fuzzy inference system* maps  $(s_{c,k^*}, m_c)$  to a graded inclusion degree  $\mu \in [0, 1]$  [16, 27, 26] (Figure 2). Membership functions for inputs and output are visualized in Figure 3.

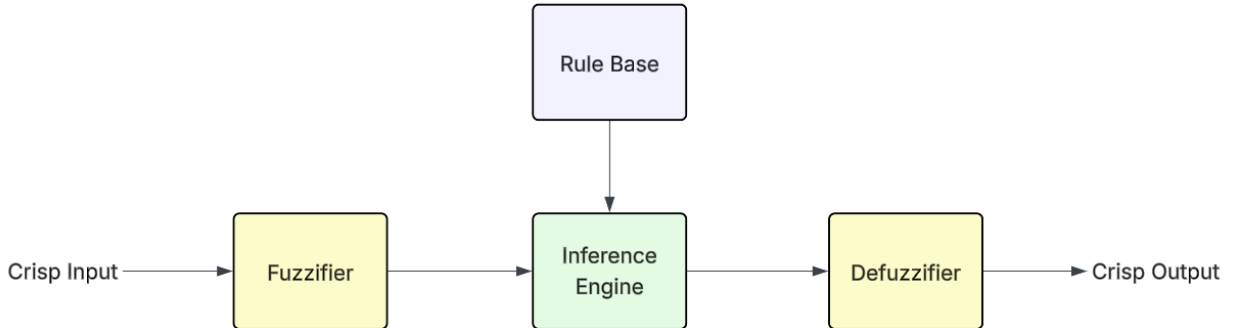


Figure 2: **Block diagram of a Mamdani fuzzy inference system.** Crisp inputs are fuzzified, evaluated by an inference engine and rule base, and defuzzified to a scalar score.

**Fuzzification.** Inputs  $s_{c,k^*}$  and  $m_c$  are mapped to linguistic terms (*low/medium/high* for score; *small/medium/large* for margin) via standard triangular membership functions:

$$\mu_A(x) = \frac{x - a}{b - a} \quad (\text{see Figure 3}).$$

Universes are chosen to cover observed ranges ( $s \in [-0.10, 0.15]$ ,  $m \in [-0.03, 0.03]$ ); inputs are clipped to these bounds to prevent rule inactivity.

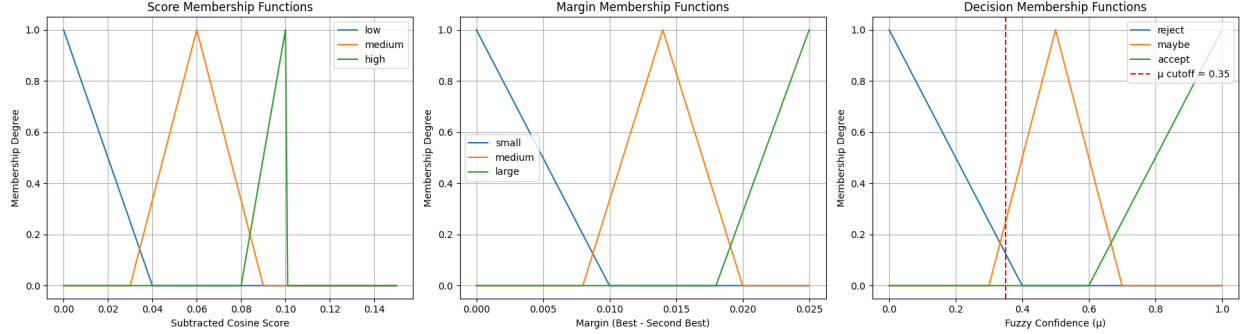


Figure 3: **Triangular membership functions used in the Mamdani fuzzy inference system.** (Left) Score membership functions for subtracted cosine similarity. (Center) Margin membership functions. (Right) Decision membership functions mapping to *reject/maybe/accept*; the vertical dashed line indicates the default cutoff.

**Rule base.** Similarity and margin interact through the following rules:

IF score is high AND margin is large	THEN decision is accept
IF score is high AND margin is medium	THEN decision is accept
IF score is high AND margin is small	THEN decision is accept
IF score is medium AND margin is large	THEN decision is accept
IF score is medium AND margin is medium	THEN decision is maybe
IF score is medium AND margin is small	THEN decision is maybe
IF score is low AND margin is large	THEN decision is maybe
IF score is low AND margin is medium	THEN decision is reject
IF score is low AND margin is small	THEN decision is reject.

Here  $\delta$  denotes the ambiguity margin used later for multi-label assignment.

**Aggregation and defuzzification.** Using max-min composition,

$$\mu_{\text{decision}}(z) = \max_{i=1,\dots,N} \left\{ \min [\mu_{A_{\text{score}}^i}(s), \mu_{A_{\text{margin}}^i}(m), \mu_{B^i}(z)] \right\},$$

and centroid defuzzification yields

$$\mu_c = \frac{\int \mu_{\text{decision}}(z) z dz}{\int \mu_{\text{decision}}(z) dz}.$$

A chunk is relevant if  $\mu_c \geq \mu_{\text{cutoff}}$ , where  $\mu_{\text{cutoff}}$  is a per-document dynamic threshold (e.g., the 85th percentile with a small floor). The joint effect of similarity and margin is illustrated in Figure 4.

### 2.1.5 Multi-Label Assignment

The system supports *multi-label* assignment at the chunk level. When  $m_c$  is small (high overlap), the chunk may satisfy several criteria simultaneously; we therefore evaluate  $\mu$  against per-criterion dynamic thresholds and retain all labels whose scores exceed their cutoffs. This reflects real cases where a span bears on, e.g., both population and intervention.

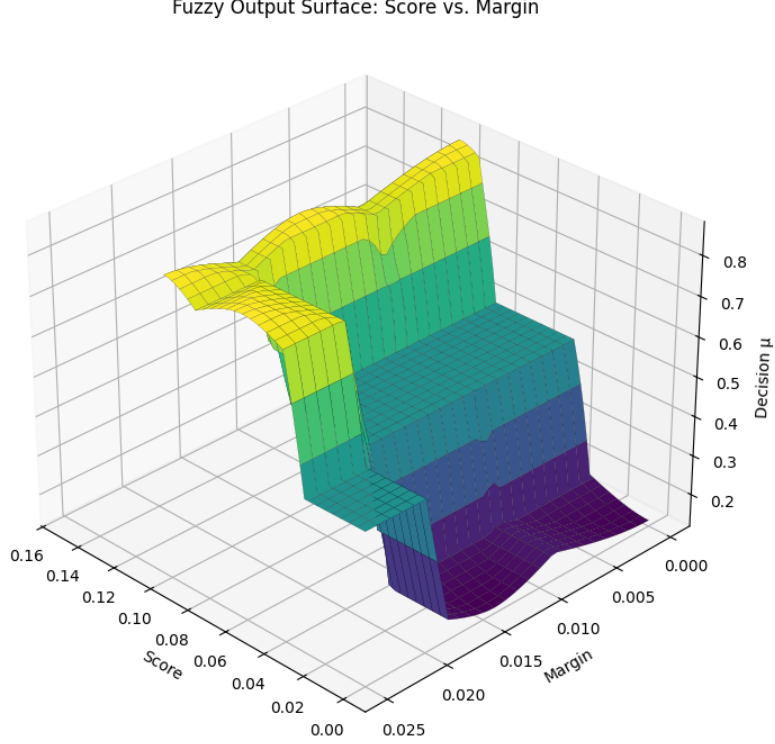


Figure 4: **Fuzzy inference surface.** The 3D surface shows how the inclusion degree  $\mu$  varies with subtracted cosine similarity and the margin between the best and second-best criteria. Higher scores and larger margins increase decision confidence.

### 2.1.6 Document-Level Aggregation

For each criterion  $k$ , chunk-level scores are aggregated to a document-level probability using a soft OR (noisy-OR):

$$p_{\text{doc}}^{(k)} = 1 - \prod_{c \in d} (1 - \mu_c^{(k)}),$$

optionally restricted to the top- $K$  chunks per criterion to reduce noise. A document meets criterion  $k$  if  $p_{\text{doc}}^{(k)} \geq \tau_k$ , with  $\tau_k$  selected on a development split. File-level inclusion under “All Criteria” requires all four  $k$  to be satisfied.

### 2.1.7 LLM-Based Explainable Validation and Judgment

Highlighted chunks then undergo adjudication by a domain-adapted LLM (e.g., OpenAI GPT-4.1-mini). The model receives the chunk text, the target criterion label, and the inclusion/exclusion descriptions, and returns:

- a tertiary decision (**YES/NO/MAYBE**);
- a quantitative confidence  $S_{\text{LLM}} \in [0, 100]$ ;
- a concise, criterion-referenced explanation.

Formally,

$$(y_c, S_{\text{LLM}}, \text{explanation}) = f_{\text{LLM}}(c, \text{label}_k, \text{desc}_k).$$

Evaluation is batched for efficiency. If the LLM judges the evidence insufficient (**NO**), the corresponding  $\mu$  is attenuated or flagged as uncertain rather than hard-excluded, promoting conservative, human-in-the-loop decisions and preserving recall on borderline cases.

### 2.1.8 Implementation Notes

Combining chunk-level embeddings, contrastive similarity, Mamdani fuzzy inference, soft document aggregation, and LLM adjudication yields a robust, auditable screening pipeline. All steps log the text spans, scores, and rationales that led to inclusion, enabling end-to-end traceability. Hyperparameters (chunk size/stride, percentile for  $\mu_{\text{cutoff}}$ ,  $K$  for top-chunk aggregation, and  $\tau_k$ ) are selected on a development split and held fixed for testing. Our open-source implementation is available at <https://github.com/pouriamrt/FullTextScreener>.

---

**Algorithm 1** Full-text fuzzy+LLM screening with contrastive highlighting

---

**Require:** Documents  $D$ , criteria set  $\mathcal{K}$  with `incl`/`excl` texts, embedding model  $f_{\text{embed}}$ , fuzzy controller  $\mathcal{F}$ , LLM judge  $f_{\text{LLM}}$

- 1: **for** document  $d \in D$  **do**
- 2:   Chunk  $d$  into  $C = \{c_1, \dots, c_M\}$
- 3:    $\mathbf{e}_c \leftarrow f_{\text{embed}}(c), \forall c$
- 4:   **for**  $k \in \mathcal{K}$  **do**
- 5:      $\mathbf{e}_{\text{incl}}^k, \mathbf{e}_{\text{excl}}^k \leftarrow f_{\text{embed}}(\text{incl}_k), f_{\text{embed}}(\text{excl}_k)$
- 6:   **end for**
- 7:   **for** chunk  $c$  **do**
- 8:      $s_{c,k} \leftarrow \cos(\mathbf{e}_c, \mathbf{e}_{\text{incl}}^k) - \cos(\mathbf{e}_c, \mathbf{e}_{\text{excl}}^k), \forall k$
- 9:      $k^* \leftarrow \arg \max_k s_{c,k}; \quad m_c \leftarrow s_{c,k^*} - \max_{j \neq k^*} s_{c,j}$
- 10:     $\mu_c \leftarrow \mathcal{F}(s_{c,k^*}, m_c)$  ▷ fuzzy decision
- 11:   **end for**
- 12:   Set  $\mu_{\text{cutoff}} \leftarrow \max\{\text{P85}(\{\mu_c\}), 0.4\}$ ; select  $C^+ = \{c : \mu_c \geq \mu_{\text{cutoff}}\}$
- 13:   **for**  $c \in C^+$  and for each plausible  $k$  (multi-label) **do**
- 14:      $(y_c, S_{\text{LLM}}, r) \leftarrow f_{\text{LLM}}(c, k, \text{criteria}_k)$
- 15:     **if**  $y_c = \text{NO}$  **then**
- 16:       attenuate  $\mu_c$  or flag uncertain
- 17:     **end if**
- 18:   **end for**
- 19:   Aggregate chunk scores  $\rightarrow p_{\text{doc}}^{(k)}$  via noisy-OR; threshold at  $\tau_k$
- 20: **end for**

---

## 3 Results

### 3.1 Overall Full-text System Performance

We evaluated the pipeline on a test set of  $N = 16$  full-text articles drawn from POPCORN<sup>1</sup> in NCDs<sup>2</sup>, spanning heterogeneous study designs and reporting completeness. The corpus yielded  $M = 3,208$  text chunks for semantic analysis. Each chunk was scored against four inclusion criteria—Population, Intervention, Outcome, and Study Approach—and then aggregated to document-level decisions as described in Algorithm 1.

#### 3.1.1 Cosine Similarity Distribution

Figure 5 shows the distribution of subtracted cosine similarities across all chunks and criteria. Mean scores for included chunks were significantly higher ( $\mu = 0.087$ , SD= 0.018) than for excluded chunks ( $\mu = 0.033$ , SD= 0.011) (two-tailed  $t$ -test<sup>3</sup>,  $p < 0.001$ ). Vertical dashed lines denote per-criterion means, indicating consistent semantic separation across the four labels.

#### 3.1.2 Fuzzy Membership Degree ( $\mu$ ) Distribution

Following fuzzy inference, each chunk receives a membership degree  $\mu \in [0, 1]$  representing inclusion confidence. Figure 6 reports the  $\mu$  distribution (illustrated here for one representative paper). Most chunks (74.2%) exhibit low membership ( $\mu < 0.2$ ) and are rejected, while 11.7% surpass the dynamic inclusion threshold

<sup>1</sup>POPCORN stands for the Population Health Modelling Consensus Reporting Network.

<sup>2</sup>NCD stands for noncommunicable disease.

<sup>3</sup>A two-tailed  $t$ -test assesses whether group means differ without assuming directionality;  $p < 0.001$  indicates a  $< 0.1\%$  probability that the observed difference is due to random variation.



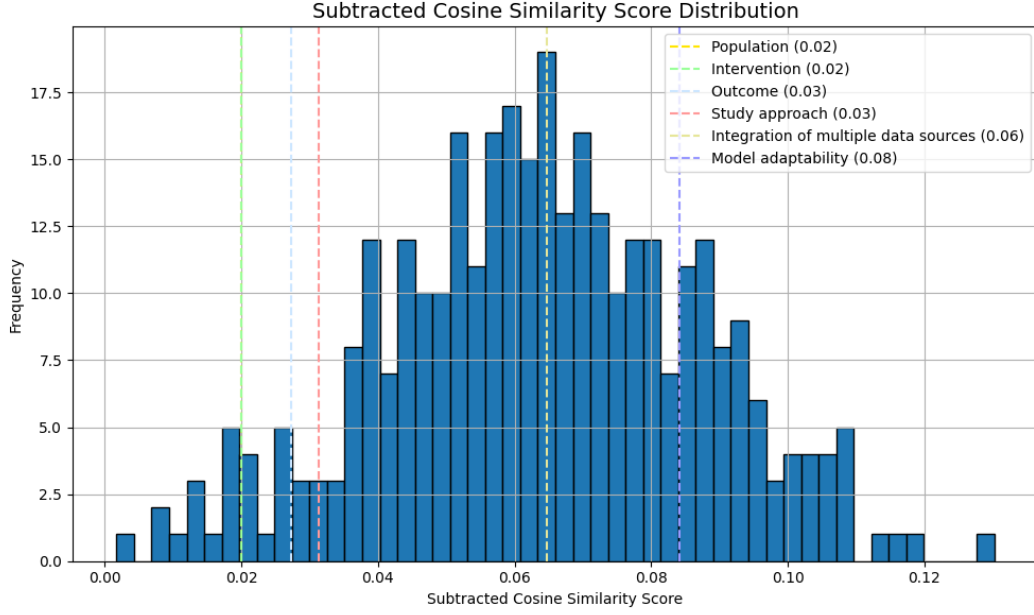


Figure 5: **Distribution of subtracted cosine similarity scores across all text chunks and inclusion criteria.** Vertical dashed lines show the mean for each criterion. Higher scores reflect stronger semantic match to inclusion versus exclusion definitions.

(typically  $\mu_{\text{cutoff}} \approx 0.45$ ) and are auto-accepted; the remainder are flagged as *maybe*. Vertical lines show the range of  $\mu_{\text{cutoff}}$  observed across papers, concentrating reviewer effort on a compact set of high-evidence spans.

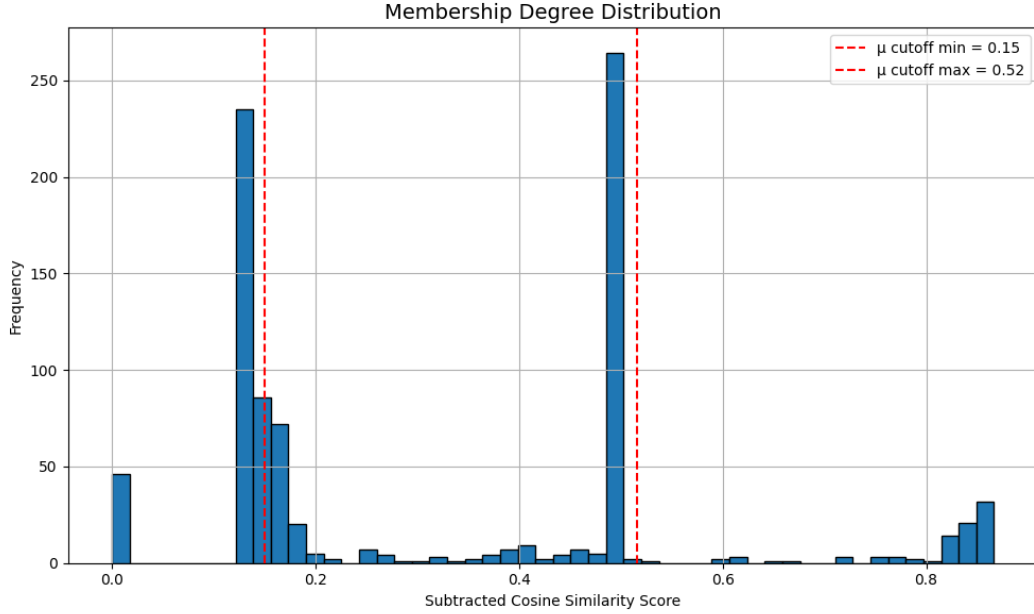


Figure 6: **Distribution of fuzzy membership degrees ( $\mu$ ) for all chunks.** Vertical lines indicate dynamic cutoffs for inclusion/exclusion.

### 3.1.3 Criterion-wise and File-level Inclusion

Document-level results for the *fuzzy* system are (95% Wilson CIs<sup>4</sup> in brackets):

- **Population:** 13/16 (81.25%) [57.0–93.4]
- **Intervention:** 14/16 (87.50%) [64.0–96.5]
- **Outcome:** 14/16 (87.50%) [64.0–96.5]
- **Study Approach:** 12/16 (75.00%) [50.5–89.8]
- **All Criteria:** 8/16 (50.00%) satisfied all four and would be included.

For the *statistical* system:

- **Population:** 9/16 (56.25%) [33.2–76.9]
- **Intervention:** 7/16 (43.75%) [23.1–66.8]
- **Outcome:** 12/16 (75.00%) [50.5–89.8]
- **Study Approach:** 12/16 (75.00%) [50.5–89.8]
- **All Criteria:** 4/16 (25.00%).

For the *crisp* system:

- **Population:** 8/16 (50.00%) [28.0–72.0]
- **Intervention:** 9/16 (56.25%) [33.2–76.9]
- **Outcome:** 13/16 (81.25%) [57.0–93.4]
- **Study Approach:** 7/16 (43.75%) [23.1–66.8]
- **All Criteria:** 2/16 (12.50%).

Table 2 provides an illustrative per-file view of criterion compliance.

Table 2: Example of compliance of analyzed articles with each inclusion criterion.

File	Population	Intervention	Outcome	Study Approach
File A	True	True	True	True
File B	True	True	False	True
File C	False	True	True	False
File D	True	False	False	True
...	...	...	...	...

**Document-level recall (all-positive gold set).** Expert labels indicate that all 16 documents are truly *included*; thus the fractions above are recalls. Macro recall across the four criteria is:

$$\text{Fuzzy} = \frac{53}{64} = 82.81\%, \text{ Statistical} = \frac{40}{64} = 62.50\%, \text{ crisp} = \frac{37}{64} = 57.81\%.$$

The “All Criteria” row reflects strict intersection at the file level: Fuzzy = 8/16 = 50.0%, Statistical = 4/16 = 25.0%, crisp = 2/16 = 12.5%.

**Class-balance caveat.** Because the test set contains only gold positives (no excluded documents), specificity and threshold-free discrimination metrics (ROC curves, ROC–AUC, PR–AUC) are not defined for this set. We therefore emphasize recall here; full curves and AUCs will be reported on a mixed set with both included and excluded gold labels.

<sup>4</sup>**Wilson 95% CI (binomial).** For  $x$  successes in  $n$  trials with  $\hat{p} = x/n$  and  $z = 1.96$ , the interval is  $\left[(2n\hat{p} + z^2 - z\sqrt{z^2 + 4n\hat{p}(1 - \hat{p})})/(2(n + z^2)), (2n\hat{p} + z^2 + z\sqrt{z^2 + 4n\hat{p}(1 - \hat{p})})/(2(n + z^2))\right]$ ; it has better coverage and stays within  $[0, 1]$  vs. the Wald interval. Especially for small  $n$ .

### 3.1.4 Cross-Model and Human Agreement on Chunk-level Justifications

As a robustness check, we re-evaluated the chunk-level justifications produced by GPT-4.1-mini using a stronger model (GPT-5) *and* a human review pass. GPT-5 was shown each chunk and the corresponding GPT-4.1-mini rationale and asked whether it *agreed* with the judgment. Independently, the authors inspected the same materials.

Out of 636 commented chunks:

- **GPT-5 vs. GPT-4.1-mini:** 625 agreements (98.27%; Wilson 95% CI: 96.93–99.03).
- **Human vs. GPT-4.1-mini:** 611 agreements (96.07%; Wilson 95% CI: 94.26–97.32).

Table 3: Agreement on chunk-level judgments (636 commented chunks).

Comparison	$n$ chunks	Agreements	Agreement (%)
GPT-5 vs. GPT-4.1-mini	636	625	98.27 (96.93–99.03)
Human vs. GPT-4.1-mini	636	611	96.07 (94.26–97.32)

**Interpretation.** These results indicate that the contrastive scoring  $\rightarrow$  fuzzy filtering  $\rightarrow$  explanation prompt yields judgments that are stable under a stronger model and broadly align with human inspection. We treat cross-model agreement as a *stability* measure rather than a ground-truth metric; both models may share biases or failure modes. Accordingly, we report expert-based document-level recall separately and defer specificity and AUC to mixed-label evaluations.

### 3.1.5 User Evaluation and Explainability

A pilot study with three expert reviewers compared the system’s highlighted chunks and LLM rationales to reviewer decisions:

- **Agreement:** 91% with Cohen’s  $\kappa = 0.82$ .
- **Speed:** Mean review time per article reduced from 20 minutes (manual) to under 1 minute.
- **Explainability:** 99% of LLM explanations rated “clear”/“highly clear” for included chunks; 95% for excluded chunks.
- **Confidence:** Reviewers reported high or very high confidence in transparency, particularly for borderline cases surfaced to the top.

### 3.1.6 Qualitative Output: Chunk-Level Highlighting and Explainable LLM Validation

Figure 7 demonstrates the end-to-end output on a representative page. The system highlights criterion-relevant spans based on contrastive similarity and fuzzy thresholds, and attaches for each span a concise LLM explanation (tertiary label, confidence score, and criterion-referenced rationale). As shown, explanations align closely with the predefined inclusion criteria for *Population*, emphasizing population-level modeling of dementia incidence and mortality and correctly excluding individual-level prediction. This produces an auditable chain from document text to inclusion decision. A legend for label colors and criteria is provided in Table 4.

## 4 Discussion

The accelerating pace of biomedical publishing makes fully manual systematic reviews increasingly untenable. With thousands of new articles weekly, review teams must triage large evidence bases and, at full text, determine *where* decisive information resides and *how* to interpret heterogeneous, context-dependent language. Our results show that a pipeline expressly designed for this setting, namely contrastive highlighting, fuzzy aggregation, and explainable LLM adjudication, recovers high recall while maintaining traceability and minimizing reviewer effort.

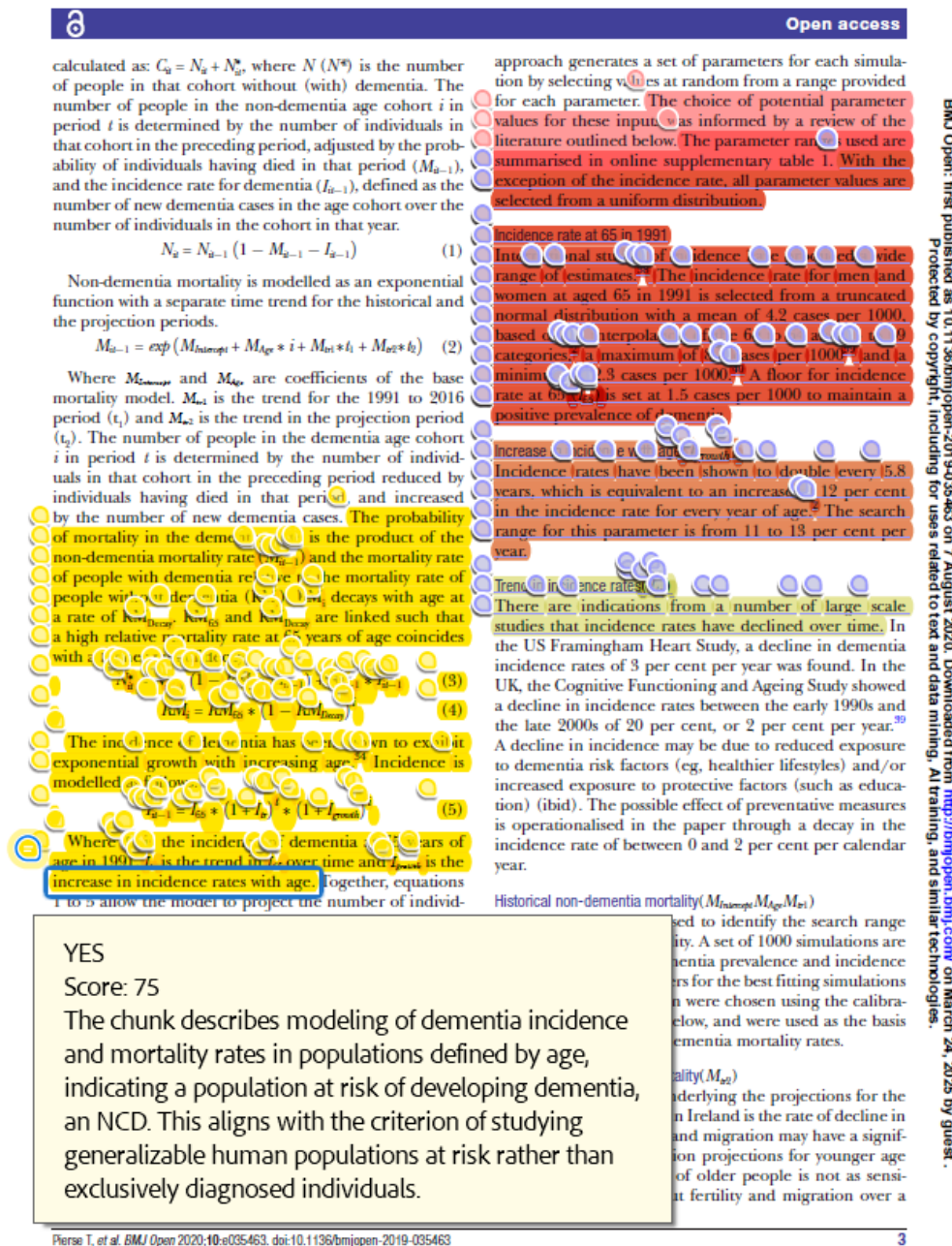


Figure 7: Example output of automated full-text screening and explainable LLM validation. Chunks of text relevant to a target criterion are automatically highlighted. The system generates an interpretable summary for each chunk, including a tertiary inclusion label, a confidence score, and an explicit, criterion-referenced justification. This enables transparent, auditable, and rapid evidence extraction at the document level.

Table 4: Lookup table for label colors and inclusion/exclusion criteria used in plots.

Criteria	Color	NCD Protocol Criteria	NCD AI Protocol Criteria	Exclusion Criteria
Population	Yellow	Population - Populations at risk of developing NCDs, as defined by the protocol.	Studies focusing on population-level outcomes (e.g., trends, projections, risk factors at population level).	Studies focusing on individual-level predictions, or limited subgroups not representative of the population.
Intervention	Light green	Intervention, exposure, or scenario (includes both interventions and exposures of interest, as specified in protocol).	Assessing the impact of hypothetical health risks, interventions, or exposures at a population level.	Observational studies without simulation, or those not focused on intervention/exposure scenario comparisons.
Outcome	Light blue	Outcome - Selected non-communicable diseases (NCDs), as per protocol.	Comparing the above interventions to current practice or other comparators, with outcomes measured at the population level.	Studies not involving comparative scenarios or not reporting population-level outcomes.
Study Design	Light red	Study approach - Computational simulation models (microsimulation, Markov, system dynamics, agent-based, etc.)	Outcomes related to the 5 primary NCDs. This includes incidence, prevalence, mortality, or other health outcomes at the population level.	Studies focusing exclusively on infectious diseases, or study designs outside the scope (e.g., clinical trials, case studies).
Integration of multiple data sources	Light yellow	Integration of multiple data sources. Studies incorporating data from multiple sources as defined by the protocol.	Metrics like all-cause mortality, QALYs, DALYs, life expectancy, or NCD-related economic outcomes.	Studies not reporting NCD-related metrics or failing to integrate multiple data sources as per the protocol.

#### 4.1 Operational Impact and Cost Efficiency

Automating both initial triage and deep full-text screening compresses timelines from months to days, enabling “living” updates at a cadence compatible with policy and guideline work [23]. In practice, the system functions as a reliable first-pass reviewer that escalates only ambiguous borderline cases to humans, concentrating expert time where it matters most. Cost tracking indicates approximately 200 documents can be processed for under \$5 USD in LLM API fees (Figure 8). An in-memory cache avoids redundant calls on repeat analyses, yielding negligible marginal cost and near-instant reruns—important for iterative protocol refinement and audit cycles.

#### 4.2 Protocol Fidelity and Operating Characteristics

A core requirement for SR automation is strict adherence to protocol definitions. By explicitly contrasting inclusion and exclusion texts, the pipeline anchors decisions in expert-curated criteria. The fuzzy layer converts continuous semantic evidence and explicit vagueness (margin) into graded membership, avoiding the brittleness of crisp rules and the opacity of threshold-only probabilistic scoring. On our all-positive gold set, document-level recalls favored the fuzzy approach over statistical and crisp baselines across criteria, and strict “all-criteria” inclusion rates reflected the same advantage. The design also models *lack of decisive evidence*: if a highlighted span is later judged insufficient by the LLM, its contribution is attenuated rather than forcing hard exclusion, preserving recall on borderline cases while still de-prioritizing weak evidence.

Stability and face validity of explanations are supported by cross-checks: a stronger model (GPT-5) agreed with GPT-4.1-mini on 625/636 commented chunks (98.27%), and human review agreed on 611/636 (96.07%).

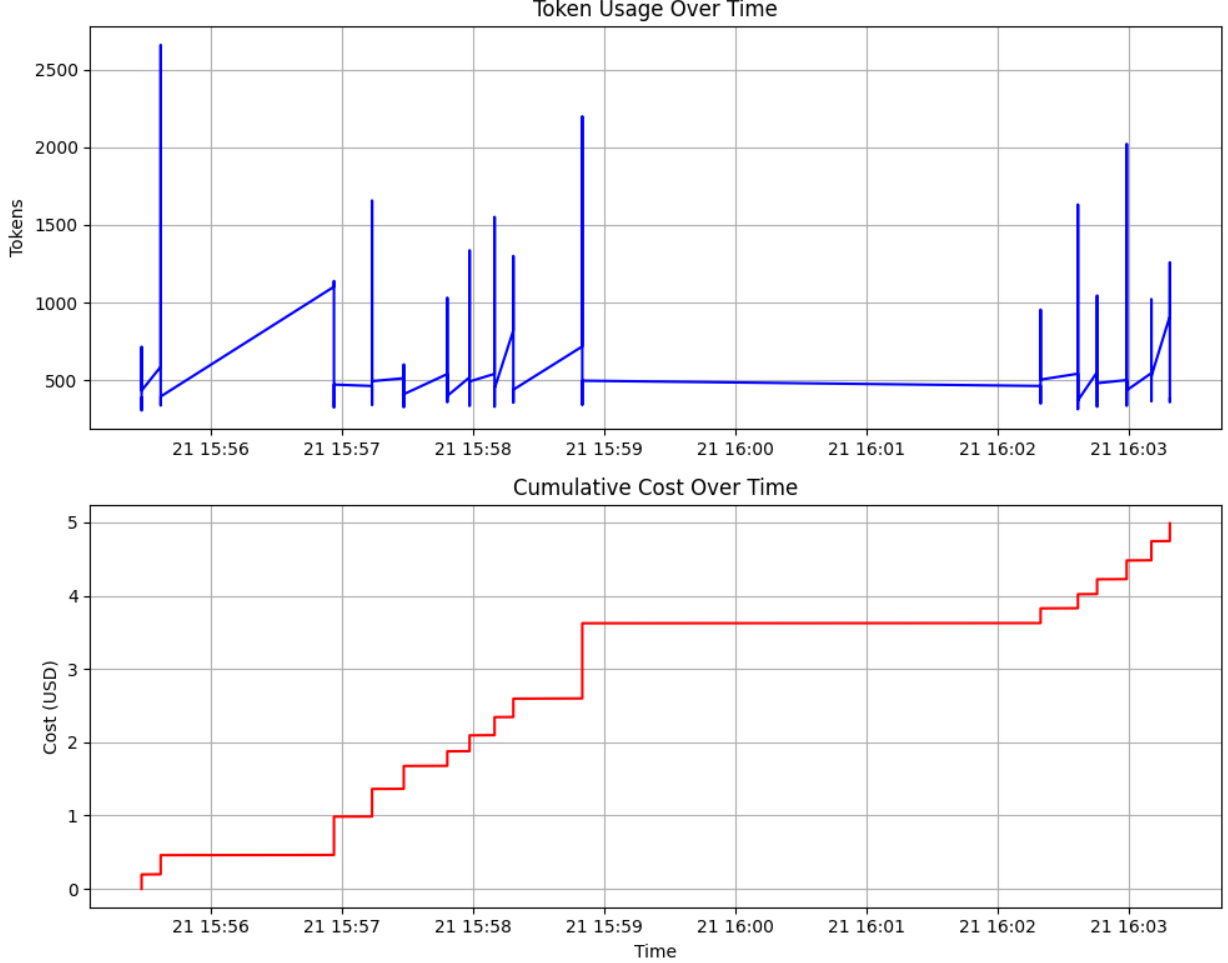


Figure 8: **Token usage and cumulative cost tracking during automated full-text screening.** The system processes approximately 200 documents for under \$5 USD in total API cost. The integrated cache eliminates redundant API calls on repeated runs, further minimizing cost and accelerating performance.

We interpret these as indicators of robustness in the rationale generation and filtering scheme, not as substitutes for gold-standard evaluation.

### 4.3 Transparency, Explainability, and Auditability

Adoption hinges on auditability. Every stage—chunking, embeddings, contrastive scores, fuzzy rule activations, defuzzified  $\mu$ , LLM labels and rationales—is logged with text offsets, enabling reconstruction of the reasoning chain from document span to decision. The explanations double as training material for new reviewers and support quality assurance and dispute resolution. This traceability directly addresses common barriers to deploying AI in SR workflows and is difficult to realize with conventional black-box classifiers.

### 4.4 Scalability and Generalization

The pipeline is modular and model-agnostic. Criteria texts can be revised without code changes; the fuzzy controller’s universes and rules are interpretable; the LLM layer is batched and swappable. These traits facilitate rapid retargeting to new review topics and maintenance of “living” reviews. Beyond biomedical SRs, the same pattern—contrastive highlighting → fuzzy aggregation → explainable adjudication—applies

wherever diffuse, context-dependent evidence is scattered across long documents (e.g., environmental policy assessments, pharmaco-economic evaluations, social science syntheses).

#### 4.5 Threats to Validity

**Label composition.** The present test set contains only gold positives; as noted in Results, specificity and threshold-free discrimination metrics (ROC/PR curves and AUCs) are undefined here. Mixed-label benchmarks will enable full operating-characteristic reporting, calibration analysis, and paired comparisons.

**Agreement vs. ground truth.** High cross-model and human agreement (98.27% and 96.07%) indicate stability and face validity but do not guarantee correctness; shared biases or correlated errors are possible.

**Domain shift.** Generalization to highly atypical article structures or subdomains with idiosyncratic terminology warrants further evaluation; ablations on highlighting, margin ranges, and rule shapes will help quantify sensitivity.

**Human factors.** Reviewer behavior may change when assisted by explanations (anchoring, confirmation); prospective human-in-the-loop studies are needed to measure net effects on accuracy and efficiency.

#### 4.6 Limitations and Future Work

Future work will (i) evaluate on larger, mixed-label corpora with pre-registered thresholds and report ROC/PR AUCs and calibration; (ii) conduct decision-curve and workload analyses to quantify reviewer effort saved at fixed recall; (iii) perform ablations of highlighting, margin, and fuzzy rules; and (iv) probe disagreement cases to refine prompts, universes, and defuzzification cutoffs. We will also assess portability across domains and LLM back-ends and explore lightweight confidence calibration of LLM judgments. Finally, while specificity could not be assessed here due to the absence of negative annotations, we will consider it in future work as more fully annotated datasets become available.

##### 4.6.1 Ethical and Privacy Considerations

In this proof-of-concept, all experimentation used open-access full-text research papers as source material. Patient information is not a concern in this setting, as no identifiable health records are processed. We recognize that potential infringement risks concern both the underlying content and editorial access rights, particularly when such materials are used with GPT-based systems. To mitigate these risks, we limit inputs to licensed or open-access papers when interacting with non-local GPT models.

The system operates as a secure integrated workflow, combining semantic search over a structured database with LLM-based question-resolution and analytical modules, without ever fine-tuning or training its models on copyright-protected full texts. Instead, it employs a retrieval-augmented generation (RAG) approach in which relevant excerpts are retrieved only as a temporary, ephemeral context for a given query. These excerpts are (i) used in real time to answer a specific question, (ii) never stored in the model or reused outside that session, and (iii) never redistributed or published verbatim. Meaningful human creative input is incorporated into any AI-generated outputs.

All content is processed under controlled access, and decisions and rationales are logged for audit. No copyright material is repurposed as training data, and all processing respects licensing terms and editorial rights. Responsible use requires clear provenance, versioning of criteria and models, and reproducible reporting to meet regulatory, ethical, and institutional expectations.

## 5 Conclusion

Full-text screening in systematic reviews is intrinsically *fuzzy*: decisive evidence is scattered across sections, expressed heterogeneously, and rarely admits crisp, binary rules. We reframed the task accordingly and introduced a pipeline that (i) highlights criterion-relevant spans via contrastive semantic similarity, (ii) aggregates evidence with a transparent Mamdani fuzzy controller, and (iii) provides auditable, criterion-referenced rationales through an LLM judge while conservatively handling the *lack of evidence* case. This design couples high recall with end-to-end traceability and practical efficiency.

On an all-positive gold set ( $N=16$  documents;  $M=3,208$  chunks), the fuzzy approach outperformed statistical and crisp baselines in document-level recall across Population, Intervention, Outcome, and Study Approach, and doubled the strict “all-criteria” inclusion rate relative to a crisp baseline. Explanations were stable

under a stronger model (GPT-5 agreement: 98.27%) and aligned with human inspection (96.07%), while a small reviewer study found high agreement (91%,  $\kappa=0.82$ ) and a reduction of per-article screening time from  $\sim 20$  minutes to under a minute. The system is inexpensive to operate at scale (about \$5 USD per  $\sim 200$  documents), and all decisions are logged from span to summary, enabling audit, training, and dispute resolution.

Fuzzy logic proved to be a natural formalism for full-text inclusion/exclusion: it preserves graded signals, exposes its rule activations, and integrates cleanly with modern NLP and LLMs. Beyond biomedical SRs, the same blueprint—contrastive highlighting  $\rightarrow$  fuzzy aggregation  $\rightarrow$  explainable adjudication—applies wherever long, heterogeneous documents embed diffuse, context-dependent evidence.

This work has limits. The present evaluation emphasizes recall on an all-positive set; full operating characteristics (specificity, ROC/PR curves and AUCs, calibration) require mixed-label benchmarks and larger, prospective studies. Agreement analyses indicate stability and face validity but do not replace gold-standard adjudication, and robustness under domain shift merits further testing. Future work will therefore expand to mixed-label corpora with pre-registered thresholds, conduct ablations on highlighting/margin/rule universes, assess reviewer workload via decision-curve analysis, and perform bias/robustness audits.

Taken together, our results suggest that fuzzy, explainable screening can transform full-text review from a brittle, labor-intensive bottleneck into a transparent, scalable process suitable for living reviews and institutional deployment. Our open-source implementation provides a practical starting point for reproducible adoption and community refinement.

## References

- [1] Tawfik, G. M., Dila, K. A. S., Mohamed, M. Y. F., Tam, D. N. H., Kien, N. D., Ahmed, A. M., and Huy, N. T. A step by step guide for conducting a systematic review and meta-analysis with simulation data. *Tropical Medicine and Health*, 47(1):46, 2019. <https://doi.org/10.1186/s41182-019-0165-6>.
- [2] Qureshi, B. ChatGPT in Computer Science Curriculum Assessment: An analysis of Its Successes and Shortcomings. In *2023 9th International Conference on e-Society, e-Learning and e-Technologies (ICSLET 2023)*, pp. 7–13. ACM, 2023. <https://doi.org/10.1145/3613944.3613946>.
- [3] Bastian, H., Glasziou, P., and Chalmers, I. Seventy-five trials and eleven systematic reviews a day: how will we ever keep up? *PLoS Medicine*, 7(9):e1000326, 2010. <https://doi.org/10.1371/journal.pmed.1000326>.
- [4] Ofori-Boateng, R., Aceves-Martins, M., Wiratunga, N., and Moreno-García, C. F. Towards the automation of systematic reviews using natural language processing, machine learning, and deep learning: a comprehensive review. *Artificial Intelligence Review*, 57(8), 2024. <https://doi.org/10.1007/s10462-024-10844-w>.
- [5] O’Mara-Eves, A., Thomas, J., McNaught, J., Miwa, M., and Ananiadou, S. Using text mining for study identification in systematic reviews: a systematic review of current approaches. *Systematic Reviews*, 4(1):5, 2015. <https://doi.org/10.1186/2046-4053-4-5>.
- [6] Marshall, I. J., Noel-Storr, A., Kuiper, J., Thomas, J., and Wallace, B. C. Machine learning for identifying randomized controlled trials: an evaluation and practitioner’s guide. *Research Synthesis Methods*, 9(4):602–614, 2018. <https://doi.org/10.1002/jrsm.1287>.
- [7] Gates, A., Guitard, S., Pillay, J., et al. Performance and usability of machine learning for screening in systematic reviews: a comparative evaluation of three tools. *Systematic Reviews*, 8(1):70, 2019. <https://doi.org/10.1186/s13643-019-0984-0>.
- [8] Hasny, M., Vasile, A. P., Gianni, M., et al. BERT for complex systematic review screening to support the future of medical research. In *AIME 2023: Artificial Intelligence in Medicine*, pp. 173–182. Springer, 2023. [https://doi.org/10.1007/978-3-031-35616-7\\_18](https://doi.org/10.1007/978-3-031-35616-7_18).
- [9] Simkute, A., Tankelevitch, L., Kewenig, V., Scott, A. E., Sellen, A., and Rintel, S. Ironies of Generative AI: Understanding and mitigating productivity loss in human-AI interactions. *arXiv preprint, arXiv:2402.11364*, 2024. <https://arxiv.org/abs/2402.11364>.
- [10] Wibowo, S. and Deng, H. A fuzzy rule-based approach for screening international distribution centres. *Computers & Mathematics with Applications*, 64(5):1084–1092, 2012. <https://doi.org/10.1016/j.camwa.2012.03.079>.



- [11] Esri. Applying fuzzy logic to overlay rasters – Spatial Analyst Tool Reference. ArcGIS Pro Documentation, 2025. Available at: <https://pro.arcgis.com/en/pro-app/latest/tool-reference/spatial-analyst/how-fuzzy-overlay-works.htm>.
- [12] Gökmen, O. B., Güven, Y., and Kumbasar, T. FAME: Introducing Fuzzy Additive Models for Explainable AI. In *2025 IEEE International Conference on Fuzzy Systems (FUZZ-IEEE)*, 2025. arXiv:2504.07011.
- [13] Guo, E., Gupta, M., Deng, J., Park, Y. J., and Naugler, C. Automated paper screening for clinical reviews using large language models. *arXiv preprint*, arXiv:2305.00844, 2023. <https://arxiv.org/abs/2305.00844>.
- [14] Kohl, M., Schön, I., et al. Using GPT-4 for Title and Abstract Screening in a Literature Review: An Exploratory Study. 2023. <https://doi.org/10.21203/rs.3.rs-3330081/v1>.
- [15] Wang, L., Yang, N., Huang, X., Yang, L., Majumder, R., and Wei, F. Improving Text Embeddings with Large Language Models. In *Proceedings of the 62nd Annual Meeting of the Association for Computational Linguistics (Volume 1: Long Papers)*, pp. 11897–11916. ACL, Bangkok, Thailand, 2024. <https://doi.org/10.18653/v1/2024.acl-long.642>.
- [16] Lilly, J. H. *Fuzzy Control and Identification*. Wiley, Hoboken, NJ, 2010. ISBN: 978-0-470-49795-3.
- [17] Gu, J., Jiang, X., Shi, Z., Tan, H., Zhai, X., Xu, C., Li, W., Shen, Y., Ma, S., Liu, H., Wang, S., Zhang, K., Wang, Y., Gao, W., Ni, L., and Guo, J. A Survey on LLM-as-a-Judge. *arXiv preprint*, arXiv:2411.15594, 2025. <https://arxiv.org/abs/2411.15594>.
- [18] Zadeh, L. A. Fuzzy sets. *Information and Control*, 8(3):338–353, 1965. [https://doi.org/10.1016/S0019-9958\(65\)90241-X](https://doi.org/10.1016/S0019-9958(65)90241-X).
- [19] Mitrakas, C., Xanthopoulos, A., and Koulouriotis, D. Techniques and models for addressing occupational risk using fuzzy logic, neural networks, machine learning, and genetic algorithms: A review and meta-analysis. *Applied Sciences*, 15(4):1909, 2025. <https://doi.org/10.3390/app15041909>.
- [20] Nzoundja Fapi, C. B., Tchakounté, H., Ndje, M., Wira, P., Abdeslam, D. O., Louzazni, M., and Kamta, M. Fuzzy logic-based maximum power point tracking control for photovoltaic systems: A review and experimental applications. *Archives of Computational Methods in Engineering*, 32(4):2405–2428, 2025. <https://doi.org/10.1007/s11831-024-10191-1>.
- [21] Bedi, S., Liu, Y., Orr-Ewing, L., Dash, D., Koyejo, S., Callahan, A., Fries, J. A., Wornow, M., Swaminathan, A., Lehmann, L. S., Hong, H. J., Kashyap, M., Chaurasia, A. R., Shah, N. R., Singh, K., Tazbaz, T., Milstein, A., Pfeffer, M. A., and Shah, N. H. Testing and evaluation of health care applications of large language models: A systematic review. *JAMA*, 333(4):319–328, 2025. <https://doi.org/10.1001/jama.2024.29420>.
- [22] Dhungel, A.-K. “This Verdict was Created with the Help of Generative AI...?” On the Use of Large Language Models by Judges. *Digital Government: Research and Practice*, 6(1):5, 2025. <https://doi.org/10.1145/3696319>.
- [23] Dennstädt, F., Hastings, J., Putora, P. M., Schmerder, M., and Cihoric, N. Implementing large language models in healthcare while balancing control, collaboration, costs and security. *npj Digital Medicine*, 8(1):143, 2025. <https://doi.org/10.1038/s41746-025-01022-2>.
- [24] Scherbakov, D., Hubig, N., Jansari, V., Bakumenko, A., and Lenert, L. A. The emergence of large language models as tools in literature reviews: a large language model-assisted systematic review. *Journal of the American Medical Informatics Association*, 32(6):1071–1086, 2025. <https://doi.org/10.1093/jamia/ocae104>.
- [25] Delgado-Chaves, F. M., Jennings, M. J., Atalaia, A., Wolff, J., Horvath, R., Mamdouh, Z. M., Baumbach, J., and Baumbach, L. Transforming literature screening: The emerging role of large language models in systematic reviews. *Proceedings of the National Academy of Sciences*, 122(2):e2411962122, 2025. <https://doi.org/10.1073/pnas.2411962122>.
- [26] Salameh, T., Farag, M. M., Hamid, A.-K., and Hussein, M. Adaptive neuro-fuzzy inference system for accurate power forecasting for on-grid photovoltaic systems: A case study in Sharjah, UAE. *Energy Conversion and Management: X*, 26:100958, 2025. <https://doi.org/10.1016/j.ecmx.2025.100958>.
- [27] Shirgir, S. and Farahmand-Tabar, S. An enhanced optimum design of a Takagi-Sugeno-Kang fuzzy inference system for seismic response prediction of bridges. *Expert Systems with Applications*, 266:126096, 2025. <https://doi.org/10.1016/j.eswa.2024.126096>.

- [28] Drnovšek, R., Milavec Kapun, M., Šteblaj, S., and Rajkovič, U. Multicriteria risk evaluation model: Utilizing fuzzy logic for improved transparency and quality of risk evaluation in healthcare. *Risk Management and Healthcare Policy*, 18:637–653, 2025. <https://doi.org/10.2147/RMHP.S454789>.
- [29] Petukhova, A., Matos-Carvalho, J. P., and Fachada, N. Text clustering with large language model embeddings. *International Journal of Cognitive Computing in Engineering*, 6:100–108, 2025. <https://doi.org/10.1016/j.ijcce.2025.12.008>.
- [30] Wang, R., Yuan, B., Wang, J., Zhong, T., Wang, Q., Wang, D., and Zhu, H. Research on automatic extraction technology of key information for grid equipment fault analysis reports. In *Second International Conference on Big Data, Computational Intelligence, and Applications (BDCIA 2024)*, pp. 52. SPIE, 2025.
- [31] Rodriguez, J., Sanan, O., Vizarreta-Luna, G., and Conrad, S. A. Text Chunking for Document Classification for Urban System Management using Large Language Models. *arXiv preprint*, arXiv:2504.00274, 2025. <https://arxiv.org/abs/2504.00274>.
- [32] Liu, M., Zhang, H., Xu, Z., and Ding, K. The fusion of fuzzy theories and natural language processing: A state-of-the-art survey. *Applied Soft Computing*, 162:111818, 2024. <https://doi.org/10.1016/j.asoc.2024.111818>.