

# EcomMMU: Strategic Utilization of Visuals for Robust Multimodal E-commerce Models

Xinyi Ling<sup>1</sup>, Hanwen Du<sup>1</sup>, Zhihui Zhu<sup>1</sup>, Xia Ning<sup>1 2 3</sup>✉

<sup>1</sup>Department of Computer Science and Engineering, The Ohio State University

<sup>2</sup>Translational Data Analytics Institute, The Ohio State University

<sup>3</sup>Department of Biomedical Informatics, The Ohio State University  
{ling.303, du.1128, zhu.3440, ning.104}@osu.edu

## Abstract

E-commerce platforms are rich in multimodal data, featuring a variety of images that depict product details. However, this raises an important question: do these images always enhance product understanding, or can they sometimes introduce redundancy or degrade performance? Existing datasets are limited in both scale and design, making it difficult to systematically examine this question. To this end, we introduce EcomMMU, an e-commerce multimodal multitask understanding dataset with 406,190 samples and 8,989,510 images. EcomMMU is comprised of multi-image visual-language data designed with 8 essential tasks and a specialized VSS subset to benchmark the capability of multimodal large language models (MLLMs) to effectively utilize visual content. Analysis on EcomMMU reveals that product images do not consistently improve performance and can, in some cases, degrade it. This indicates that MLLMs may struggle to effectively leverage rich visual content for e-commerce tasks. Building on these insights, we propose SUMEI, a data-driven method that strategically utilizes multiple images via predicting visual utilities before using them for downstream tasks. Comprehensive experiments demonstrate the effectiveness and robustness of SUMEI. The data and code are available through <https://github.com/ninglab/EcomMMU>.

## 1 Introduction

E-commerce platforms have become pivotal centers of consumer activities (Kang and McAuley, 2018; Ni et al., 2019; Geng et al., 2022), generating a variety of multimodal data with rich product images (Jin et al., 2023). These images show the details of the products and help customers make informed decisions. However, the inclusion of a variety of images raises crucial questions about their actual utility: *do they consistently contribute to the product understanding and decision-making,*

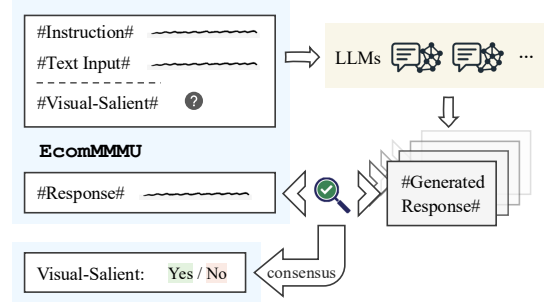
*or do they sometimes introduce redundancy or even confuse customers?* These questions need to be addressed through inspecting a variety of e-commerce visual data. However, existing multimodal e-commerce datasets are not ideal for evaluating or stratifying the utilities from product images due to their significant limitations in scale and structural design (Jin et al., 2024b; Peng et al., 2024). Meanwhile, there is a lack of principled methods that can effectively utilize visual content for e-commerce applications, particularly in multimodal large language models (MLLMs).

To bridge the gap, we first introduce EcomMMU, a large-scale e-commerce multimodal multitask understanding dataset, designed to evaluate and benchmark visual utilities for e-commerce tasks. EcomMMU comprises 406,190 samples from real-world e-commerce applications with 8,989,510 product images spanning around 34 categories. It is carefully crafted with rigorous data collection and structural design process to evaluate 4 essential capabilities on modern e-commerce platforms with 8 tasks, such as question answering, query search, recommendation.

Building on top of that, we identify a vision-salient subset (VSS) with 13,381 samples to explore model utilization of images in e-commerce applications. Figure 1a shows a sample from EcomMMU identified as visual-salient. Previous studies (Chang et al., 2024; Lu et al., 2022) have shown that the inclusion of images does not consistently bring benefits over text alone. To rigorously assess MLLMs’ ability to use visual content, it is crucial to identify samples where text alone is insufficient but visuals provide added value. To this end, we identify the specialized VSS subset within EcomMMU, on which at least 75% of evaluated LLMs fail to provide correct responses for VSS set samples using text alone, as presented in Figure 1b. This consensus decision ensures that the identification is robust and model-grounded, and re-



(a) Sample from EcomMMU



(b) Workflow of Visual-salient Set Identification

Figure 1: EcomMMU overview. Visual-salient labels are pre-identified in EcomMMU.

flects the intrinsic limitations of product text. With limited textual value in VSS, it serves as a robust visual utility benchmark by amplifying the models’ strengths and weaknesses in visual utilization.

Preliminary analysis (Section 3.4) on EcomMMU of widely-used MLLMs also underscores the strong promise of VSS set for benchmarking the visual utility in text-limited scenarios. It reveals that visual data does not always enhance model performance – indeed, images can sometimes negatively affect outcomes. This is probably because MLLMs treat all images indistinguishably and do not differentiate their utilities. Given that product images often contain potentially distracting visual details (Hou et al., 2024) that may impair model performance, there is an urgent need for a specialized method to effectively optimize multimodal learning with a variety of images in e-commerce.

Building upon the above observations, we further develop SUMEI, a method that strategically utilizes multiple e-commerce images via predicting visual utilities before using them for downstream tasks. SUMEI evaluates visual utilities via a visual utility assessment component to assess the utility of training sample images. Leveraging such training samples and their utility assessments, SUMEI fine-tunes a visual utility predictor to predict *helpful* images for the downstream tasks. Using texts and images that are identified as helpful, we fine-tune a vision-salient MLLM to conduct downstream tasks. Comprehensive experiments show that SUMEI achieves the best performance compared with various language models, including Claude 3.5 (Anthropic, 2024), highlighting its strong capability for multimodal e-commerce. Our data and code are available in

<https://github.com/ninglab/EcomMMU>.

## 2 Related Work

**Evaluation of MLLMs** The rise of the digital economy makes e-commerce a pivotal part of everyday life. The datasets aiming to develop and evaluate e-commerce methods are emerging (Liu et al., 2016, 2023a). Reddy et al. introduces a shopping query dataset to measure and improve the search quality on e-commerce platforms. Amazon-M2 (Jin et al., 2024a) introduces an e-commerce dataset with user sessions to help enhance personalization. Li et al. and Peng et al. propose instruction-tuning datasets for e-commerce and utilize them to fine-tune e-commerce LLMs. ShoppingMMLU (Jin et al., 2024b) proposes a multi-task online shopping benchmark dataset to evaluate the abilities of LLMs as shop assistants. MMECInstruct (Ling et al., 2024) introduces a multimodal instruction dataset for e-commerce applications. However, existing datasets for e-commerce models lack the scale of visual content to evaluate the inherent comprehension ability of models with a variety of images. In contrast, EcomMMU is a large-scale multitask multimodal understanding dataset with a variety of images and the specialized VSS subset.

**E-commerce Foundation Models** Recent progress in multimodal foundation models (Radford et al., 2021; Liu et al., 2023b) has greatly advanced the modeling of vision and language. Models such as Claude 3.5 Sonnet (Anthropic, 2024) provide robust reasoning capabilities, while Phi-vision (Abdin et al., 2024b) offers efficient, lightweight architectures suitable for various applications. Qwen-VL (Bai et al., 2023) specializes in detailed image comprehension, and

Llava-interleave (Li et al., 2024a) effectively manages complex scenarios by interleaving multiple visual inputs, enriching contextual understanding. These advancements encourage the emergence of domain-specific models (Chia et al., 2022; Jin et al., 2023) designed to address the distinct needs of e-commerce environments. eCeLLM (Peng et al., 2024) utilizes a domain-specific instruction dataset to improve performance. CASLIE (Ling et al., 2024) further refines this with captioned image inputs, emphasizing the need for effective utilization of multimodal data. SUMEI introduces domain-specific techniques to solve e-commerce applications to effectively utilize a variety of product images in e-commerce.

### 3 EcomMMU Dataset

Mod.	Dataset	Div.	VS	Size
Text	Amazon-M2 (Jin et al., 2024a)	✗	✗	3.6M
	Shopping Query (Reddy et al., 2022)	✗	✗	130K
	EcomInstruct (Li et al., 2024b)	✓	✗	2.6M
	ECInstruct (Peng et al., 2024)	✓	✗	117K
	Shopping MMLU (Jin et al., 2024b)	✓	✗	11K
Text & Image	MMECInstruct (Ling et al., 2024)	✓	✗	75K
	EcomMMU (ours)	✓	✓	406K

Table 1: Comparison between EcomMMU and relevant e-commerce datasets. “Mod.” denotes the type of data modalit(ies) in the dataset. “Div.” denotes whether the dataset contains diverse tasks. “VS” denotes whether the dataset contains identified visual-salient samples. “Size” denotes the number of data samples in each dataset.

E-commerce platforms are rich in multimodal product information with a variety of images. To systematically study the role of these images, we curate EcomMMU, in which each product is accompanied by at least 8 images along with textual contents (e.g., product titles, user reviews). The dataset serves two primary purposes: (1) to determine which images in what context provided added value to multimodal learning; (2) to benchmark model capabilities of utilizing a variety of visual information for e-commerce tasks. EcomMMU contains a dedicated subset in which texts provide inadequate information, and visuals could bring improvement for tasks. We compare EcomMMU with other e-commerce datasets in Table 1.

#### 3.1 Multi-image Vision-language Data

We construct EcomMMU from diverse, real-world e-commerce data sources, carefully curating multimodal content to ensure realistic, rich, and high-

quality data. Each sample in EcomMMU comprises (1) multiple product images (i.e., visual content), including a designated main image as the default display on e-commerce platforms, and multiple others provided by producers or customers; (2) various texts (i.e., textual content) such as product descriptions (e.g., titles, categories, brands), and user-generated content (e.g., reviews, questions, queries); and (3) structured instructions tailored for real-world tasks over visual and textual content; and (4) ground-truth “response” over each sample for specific e-commerce tasks. EcomMMU is fundamentally different from text-only instruction datasets such as EcomInstruct (Li et al., 2024b) and single-image multimodal dataset such as MMECInstruct (Ling et al., 2024). A key characteristic of EcomMMU is its VSS subset, which is designed to rigorously assess the MLLMs’ abilities in utilizing product images (Section 3.3).

#### 3.2 Data Collection

Tasks	#Train.	#Valid.	#GTS	#VSS	#Samples	#Images
AP	63,525	7,969	7,899	1,541	79,393	749,518
BQA	9,150	1,152	1,105	406	11,407	107,070
CP	46,229	2,000	2,000	865	50,229	2,891,022
SR	46,211	2,000	2,000	1,844	50,211	2,896,026
MPC	53,420	8,199	8,073	2,954	69,692	627,918
PSI	53,420	8,199	8,090	3,253	69,709	628,086
PRP	29,158	3,744	3,671	1,940	36,573	683,660
SA	31,181	3,897	3,898	578	38,976	406,210
total	332,294	37,160	36,736	13,381	406,190	8,989,510

Table 2: Summary of the EcomMMU dataset. “#Train.”, “#Valid.”, “#GTS” and “#VSS” denote the number of samples in the training, validation, general test set and vision-salient subset, respectively. “#Samples” denotes the total number of data samples for each task. “#Images” denotes the total number of images for each task.

EcomMMU is constructed by aggregating products from the real-world e-commerce platforms across diverse product categories. To ensure anonymity, all user IDs are removed. Additionally, low-quality images (e.g., with a low resolution) are filtered out to maintain the informativeness of the visual data. As shown in Figure A1 in the Appendix, EcomMMU covers eight real-world e-commerce tasks: (1) question answerability prediction (AP) and (2) binary question answering (BQA) for shopping question perception; (3) click-through prediction (CP) and (4) sequential recommendation (SR) for user behavior alignment; (5) multi-class product classification (MPC) and (6) product substi-

tute identification (PSI) for query-product perception; and (7) product relation prediction (PRP) and (8) sentiment analysis (SA) for shopping concept understanding. The collected data is split into training, validation, and test (GTS) sets per task with an 8:1:1 ratio. The sizes for each set and a specialized VSS subset (Section 3.3) are shown in Table 2. The task definitions, collection details, and detailed dataset statistics are presented in Appendix A. The instruction templates for the tasks are detailed in Appendix D.

### 3.3 Selection of VSS Set

While EcomMMU covers a wide variety of multimodal e-commerce tasks with both textual and visual information, the contribution of visual information varies across samples. Some products benefit significantly from accompanying images, particularly when textual descriptions cannot provide sufficient information for correct prediction (Ma et al., 2022), while others can be effectively understood using text alone. Identifying samples where text alone is insufficient and visual information adds meaningful value is crucial for evaluating the real contribution of visual content and for benchmarking how effectively MLLMs leverage such visual content. To systematically identify such samples, we adopt a model-consensus-based approach inspired by Chen et al. (2024), and construct a vision-salient subset (VSS) from the general test set (GTS).

Specifically, we identify a sample as VSS if at least 75% (6 out of 8) strong LLMs fail to answer correctly (i.e., LLM’s output cannot match the ground-truth response on the sample) using only its textual content as input under 2-shot in-context prompting. Thus, the consensus decision across multiple LLMs ensures that the identification is robust and model-grounded, and reflects the inherent limitations of textual information alone. We provide a human evaluation on VSS in Appendix A.5 to demonstrate the effectiveness of our subset selection strategy.

### 3.4 Preliminary Analysis on Existing MLLMs

With EcomMMU, we perform a zero-shot evaluation on all tasks for prominent MLLMs to assess their capabilities of multimodal e-commerce applications. We specifically assess how effectively these models utilize visual information by comparing their performance using: (1) textual content only, (2) main product image (i.e., the default display) and textual content, (3) all available product

images and textual content. The MLLMs include Claude 3.5 (Anthropic, 2024), Phi-vision (Abdin et al., 2024b), Qwen2.5-VL (7B) (Qwen, 2025), and Llava-interleave (Li et al., 2024a) on both GTS and VSS subset using accuracy across all samples. We have the following key insights from Table 3.

MLLM	Modalities	GTS	VSS
Claude 3.5	text	0.488	0.175
	text + main image	0.551	0.261
	text + multiple images	0.349	0.178
Phi-vision	text	0.481	0.186
	text + main image	0.480	0.184
	text + multiple images	0.455	0.156
Qwen2.5-VL	text	0.510	0.246
	text + main image	0.515	0.249
	text + multiple images	0.163	0.157
Llava-interleave	text	0.469	0.226
	text + main image	0.447	0.227
	text + multiple images	0.333	0.164

Table 3: Preliminary results on MLLMs. Performance is measured in accuracy.

**(1) Benchmarking the Utility of VSS set:** Comparing the performance on GTS with that on VSS subset using text-only input, all models show a significant performance drop (e.g., 0.488 to 0.175 for Claude 3.5). This discrepancy underscores the rationale of our consensus-based VSS design, in which samples carry inadequate text information in general. Meanwhile, Claude 3.5 shows a 49.14% improvement by adding the main image to the text input on the VSS set, significantly higher than that on GTS (12.91% improvement). Serving as the most powerful model among the evaluated MLLMs (based on Table 3 and Section 5.2), the results of Claude 3.5 highlight the strong promise of VSS to benchmark and evaluate visual utilities as the potential improvement over VSS due to visuals can be more noticeable than over average data. They also indicate that VSS is effective in benchmarking model effectiveness in utilizing visual information when texts are insufficient.

**(2) Underutilization of Visuals:** Visual information does not always lead to performance gains across MLLMs. Among the four MLLMs, when adding the main product image to the text input, Llava-interleave exhibits noticeable performance degradation in GTS, dropping from 0.469 to 0.447; Phi-vision and Qwen2.5-VL show very limited improvement, and only Claude3.5 is enhanced by visuals. In addition, incorporating multiple images consistently impedes MLLMs’ performance com-



pared with using text data. Similar observations hold true for VSS. These indicate potential obscurity from misleading images and underutilization of visual content.

### (3) Negative Impact of Redundant Images:

Compared to using only the main image, performance drops significantly across four MLLMs when multiple images are included, in both GTS and VSS. This phenomenon is most notable in Qwen2.5-VL, whose accuracy on GTS falls from 0.510 to 0.157. This may suggest that a variety of images together may introduce redundant, conflicting, or distracting visual information that hampers model comprehension. These observations validate the necessity and effectiveness of VSS set, and reveal a key insight: while visual content often contains rich product information, using it indiscriminately can hinder performance. This underscores the need for specialized strategies to optimize multimodal learning in e-commerce.

## 4 SUMEI: Strategic Utilization of Multiple E-commerce Images

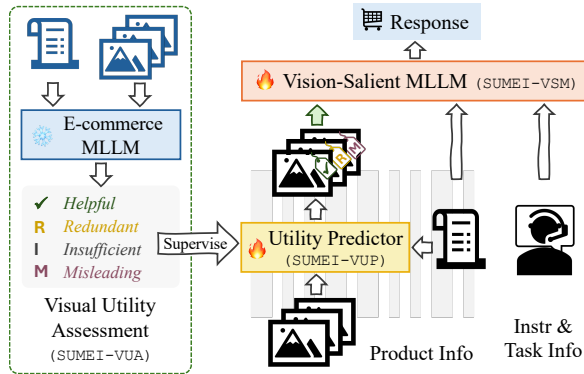


Figure 2: Overall workflow of SUMEI.

As discussed in Section 3.4, although images may bring improvement, incorporating all the images without discrimination can undermine performance. This emphasizes the need for a method that can strategically and selectively utilize product images for e-commerce. In this section, we introduce SUMEI, a data-driven method that strategically distinguishes the utilities of images for the tasks and dynamically integrates them in the downstream model based on their utilities. Figure 2 shows the overall scheme of SUMEI.

### 4.1 Visual Utility Assessment (SUMEI-vua)

Whether an image is useful or not is inherently subjective and context-dependent. It can vary across

tasks and depend heavily on accompanying textual information. This calls for a data-driven, model-grounded approach to assessing visual utilities. Moreover, proactive assessment before using images can enable informed decisions on whether and how to incorporate visual content. Unfortunately, reliable visual utility measurements are typically unavailable, and it is costly, if ever possible, to manually annotate at scale. Thus, SUMEI adopts an automated assessment strategy, denoted as SUMEI-vua (visual utility assessment), and infers visual utilities based on performance disparity on downstream tasks (Sohn et al., 2020), enabling scalable and automated assessment in a task- and context-aware manner.

Specifically, during the training stage, SUMEI evaluates the performance on each training sample using an e-commerce MLLM (Liu et al., 2024a) to perform the target task (Section 3.2) with two types of inputs: (1) multimodal input: text combined with one product image that will be assessed, and (2) unimodal input with text only. The performance differences characterize visual utilities into four categories:

- (1) *Helpful*, when the model response is correct with multimodal input but incorrect with text-only input, highlighting essential visual utilities.
- (2) *Redundant*, when both multimodal and text-only inputs yield the correct response, indicating that visual information adds no further value.
- (3) *Insufficient*, when neither multimodal nor text-only inputs allow the model to achieve a correct response.
- (4) *Misleading*, when images do not lead to a correct response while text-only inputs do.

Examples of visual utility assessment are presented in Figure 1a.

### 4.2 Visual Utility Prediction (SUMEI-vup)

During training, we fine-tune a visual utility predictor, denoted as SUMEI-vup, using the training samples and their corresponding visual utilities assessed by SUMEI-vua. SUMEI-vup will be used during inference to predict the utility of new sample images, when the correct response over the new sample is unknown and thus SUMEI-vua is not applicable. Based on SUMEI-vup’s results, SUMEI selects the *helpful* images for the downstream tasks.

Specifically, SUMEI-vup learns from the textual content, multiple images, and their assessed visual utilities (as image “labels”) of training samples to predict visual utilities for new samples.

We fine-tune a general MLLM (Li et al., 2024a) as SUMEI-vup, since the visual assessment by SUMEI-vua is depicted in a textual form, each carrying specific semantic meanings (*helpful, redundant, misleading, insufficient*), inherently aligned with the strengths of language modeling. In addition, employing MLLMs allows the model to leverage its world knowledge to understand textual conditions and visual contents, enhancing the learning of SUMEI-vup. Serving as a core component of SUMEI, SUMEI-vup enables dynamic, scalable, context-aware visual utility prediction, and thus, the corresponding image selection, before downstream model training.

### 4.3 Vision-Salient MLLM (SUMEI-vsm)

With SUMEI-vup, we fine-tune a generalist vision-salient MLLM, denoted as SUMEI-vsm, within the SUMEI for the downstream tasks. First, SUMEI takes textual content alongside multiple images of each sample as input, and applies SUMEI-vup to select the *helpful* image(s) for the sample. In case multiple images are predicted as *helpful*, SUMEI randomly selects one to avoid the potential latent effects that reduce their combined utility. If no *helpful* image can be identified, SUMEI will only use the textual information of the sample; otherwise, the textual information and the *helpful* image. An MLLM will be fine-tuned within SUMEI using such information into SUMEI-vsm. Note that half of the training and validation sets of EcomMMU are used for SUMEI-vup training, and the other halves are used for SUMEI-vsm fine-tuning.

## 5 Experiments

We conduct a systematic evaluation of EcomMMU. We present the experiment setups in Section 5.1, the overall analysis of GTS in Section 5.2, the analysis on VSS in Section 5.3, and the ablation studies in Section 5.4 and Section 5.5.

### 5.1 Experimental Setups

We employ zero-shot evaluation that aligns with real-world scenarios where customers typically input queries directly without few-shot examples. For LLMs as baseline models, we evaluate them with text-only product information; for MLLM baselines, we use the main product image and text; for our proposed SUMEI, we use multiple images accompanied with textual data. Open-source models employ the Huggingface (Wolf et al., 2020) checkpoints. Closed-source models employ their

official APIs. We utilize Llava-interleave-qwen-7B (Li et al., 2024a) and CASLIE-M (Ling et al., 2024) as fine-tuned downstream MLLM backbones in SUMEI, denoted as SUMEI<sub>Llava</sub> and SUMEI<sub>CASLIE</sub>, respectively. The model size and budget are presented in Appendix E.

**Baseline Models** (1) **General LLMs:** We evaluate general LLMs including Mistral-7B-v0.3 (Jiang et al., 2023), Ministral (Mistral-AI, 2024), Qwen2.5-7B, Qwen2.5-14B (Qwen-Team, 2024), Gemma2-9B, Gemma2-27B (Gemma-Team, 2024), Phi3.5 (Abdin et al., 2024b), and Phi4 (Abdin et al., 2024a). (2) **E-Commerce LLMs:** Powerful e-commerce LLMs such as eCeLLM-M and eCeLLM-L (Peng et al., 2024) are evaluated. (3) **General MLLMs:** We assess general MLLMs including Claude 3.5 (Anthropic, 2024), Phi-vision (Abdin et al., 2024b), Qwen2.5-VL (7B) (Qwen, 2025), and Llava-interleave (Llava-ITL for short in Section 5) (Li et al., 2024a). (4) **E-commerce MLLMs:** We evaluate CASLIE-M and CASLIE-L (Ling et al., 2024), the leading MLLM series, which also selectively integrate visual information but only in caption format.

**Evaluation Metrics** We utilize a comprehensive set of metrics on each task for extensive evaluations. The complete results are listed in Appendix B.3. For clarity, here we present the performance of the primary metrics for each task, including accuracy (for CP, MPC, and BQA), F1-score (for AP and PSI), macro F1-score (for PRP and SA), and Recall@1 (for SR) to accommodate the emphasis of each task. In addition, to fairly compare models across diverse tasks with different metrics, we rank each model per task and compute the average rank ( $R_{\text{avg}}$ ) as an overall performance indicator to avoid metric scale inconsistencies. For a model  $M_i$ ,

$$R_{\text{avg}}(M_i) = \frac{1}{T} \sum_{t=1}^T R_{i,t},$$

where  $R_{i,t}$  is the rank of  $M_i$ 's performance in task  $t$ , and  $R_{i,t} = 1$  indicates model  $M_i$  achieve the best performance in task  $i$ .  $T$  is the total number of tasks. Lower  $R_{\text{avg}}$  indicates better performance.

### 5.2 Overall Evaluation on GTS

Table 4 presents the model performance on the general test set GTS.

First, SUMEI<sub>CASLIE</sub> *performs the best across all the tasks ( $R_{\text{avg}} = 1.250$ ) compared with both general and e-commerce LLMs and MLLMs*. This

Model	AP	BQA	CP	SR	MPC	PSI	PRP	SA	$R_{avg}$
<i>General and E-commerce LLMs</i>									
Mistral-v0.3	0.747	0.527	0.570	0.002	0.660	0.373	0.297	0.570	9.750
Ministral	0.357	0.261	0.532	0.000	0.645	0.269	0.187	0.416	16.375
Qwen2.5-7B	0.703	0.551	0.511	0.126	0.624	0.212	0.165	0.571	13.375
Qwen2.5-14B	0.542	0.581	0.592	0.129	0.509	0.314	0.267	0.488	10.875
Gemma2-9B	0.686	0.555	0.589	0.072	0.611	0.316	0.201	0.562	11.625
Gemma2-27B	0.775	0.570	0.600	0.100	0.657	0.372	0.192	0.618	8.500
Phi3.5	0.780	0.430	0.585	0.073	0.607	0.334	0.187	0.226	12.625
Phi4	0.580	0.505	0.587	0.003	0.669	0.370	0.247	0.581	10.125
eCeLLM-M	0.861	0.351	0.549	0.209	0.713	0.373	0.518	0.662	6.125
eCeLLM-L	0.840	0.234	0.545	0.193	0.661	0.413	0.545	0.619	8.000
<i>General and E-commerce MLLMs</i>									
Claude 3.5	0.761	0.540	0.584	0.149	0.685	0.361	0.265	0.663	7.000
Phi-vision	0.538	0.312	0.544	0.100	0.658	0.320	0.243	0.492	13.375
Qwen2.5-VL	0.730	0.483	0.002	0.000	0.658	0.282	0.295	0.635	12.000
Llava-ITL	0.727	0.329	0.573	0.046	0.645	0.339	0.193	0.483	13.000
CASLIE-M	0.863	0.438	0.582	0.219	<b>0.723</b>	0.464	0.553	0.660	4.375
CASLIE-L	0.824	0.329	0.552	0.143	0.674	0.342	0.470	0.625	8.375
<i>Ours</i>									
SUMEI <sub>Llava</sub>	0.823	0.577	0.607	0.173	0.693	0.457	<b>0.576</b>	0.663	3.250
SUMEI <sub>CASLIE</sub>	<b>0.872</b>	<b>0.596</b>	<b>0.649</b>	<b>0.231</b>	0.721	<b>0.525</b>	0.555	<b>0.681</b>	<b>1.250</b>

Table 4: Performance comparison on GTS set. The best performance on each task is in **bold**.

is attributed to our strategic design of SUMEI to effectively utilize a variety of visual information, while LLMs cannot utilize images, and MLLMs cannot distinguish visual utility before using them. SUMEI<sub>Llava</sub> is the second-best method ( $R_{avg} = 3.250$ ), further indicating the superiority of SUMEI in predicting and leveraging image utilities for downstream tasks.

Second, *MLLMs show marginal gains over LLMs, but do not consistently outperform them*. In several cases, such as Phi4 vs Phi-vision (similar series model), LLMs demonstrate comparable or even superior performance. The fact that such inconsistencies can be systematically observed across diverse tasks in GTS indicates and validates a general trend that indiscriminate use of visual data does not lead to performance improvement, which is consistent with the findings in the literature (Chang et al., 2024). Meanwhile, by including large-scale, diverse, and realistic multimodal e-commerce scenarios with rich visual content, our benchmarking dataset effectively reflects nuanced multimodal behaviors, making it a rigorous and informative benchmark for e-commerce applications.

Third, *e-commerce models exhibit robust performance with clear advantages over general models in addressing domain-specific challenges, and SUMEI brings further improvements*. For example, though CASLIE-M adopts a selective visual incorporation method by zero-shot evaluation, SUMEI<sub>CASLIE</sub> achieves better results by utilizing ex-

plicit visual utility assessment to train the predictor. This is particularly evident in complex tasks such as PSI (0.525 vs. 0.464), where visual understanding is essential. Such performance gain highlights the effectiveness of SUMEI to utilize a variety of images for e-commerce.

### 5.3 Overall Evaluation on VSS

Model	AP	BQA	CP	SR	MPC	PSI	PRP	SA	$R_{avg}$
<i>General and E-commerce MLLMs</i>									
Claude 3.5	0.664	0.283	0.519	0.105	0.443	0.087	0.066	0.156	5.000
Phi-vision	0.273	0.192	0.523	0.075	0.418	0.030	0.036	0.186	6.000
Qwen2.5-VL	0.631	0.249	0.000	0.029	0.369	0.015	0.256	0.083	7.250
Llava-ITL	0.742	0.175	0.360	0.053	0.438	0.069	0.017	0.208	6.000
CASLIE-M	0.824	0.372	0.491	0.191	<b>0.506</b>	0.317	0.362	0.208	2.625
CASLIE-L	0.781	0.313	0.459	0.119	0.399	0.349	0.291	0.183	4.375
<i>Ours</i>									
SUMEI <sub>Llava</sub>	<b>0.948</b>	<b>0.384</b>	0.449	0.136	0.438	0.327	<b>0.393</b>	<b>0.233</b>	2.500
SUMEI <sub>CASLIE</sub>	0.848	0.305	<b>0.529</b>	<b>0.197</b>	0.481	<b>0.418</b>	0.362	0.210	<b>1.875</b>

Table 5: Performance comparison on the VSS set. The best performance on each task is in **bold**.

Table 5 presents the performance on the VSS set. We do not include the evaluation of LLMs as the VSS set is selected by those LLMs. In general, SUMEI exhibits advantages in the VSS set, particularly SUMEI<sub>CASLIE</sub>, which achieves the best  $R_{avg}$  (1.875) and outperforms general MLLMs across all tasks. Compared with the specialized e-commerce MLLMs (CASLIE-M and CASLIE-L), which also leverage selective multimodal learning strategies, our method consistently achieves superior performance across most tasks. The performance gaps suggest that SUMEI mitigates visual noise, selects and utilizes helpful images more effectively, while simply adding visual content does not guarantee improvement. This superiority underscores the avail of SUMEI, leading to promising results on VSS.

The results also validate EcomMMU, a very robust benchmarking dataset with VSS subset, in assessing the practical utilities of visual contents to current MLLMs. Overall, baseline MLLMs exhibit lower performance on the VSS set compared to SUMEI. Notably, general MLLMs such as Qwen2.5-VL struggle significantly on this set, achieving only 0.015 in PSI and 0.083 in SA. These suboptimal performances suggest they may be experiencing difficulties in taking advantage of visual information to handle cases where visuals are crucial for correct predictions. Such weakness is explicitly exposed under the evaluation on VSS. The VSS set accomplishes its mission by explicitly disentangling scenarios in which visual content is helpful

from others, thus, amplifying the visibility of models’ strengths and weaknesses in visual utilization. SUMEI’s robust performances on the VSS set signify that the targeted design of VSS set enables a reliable benchmarking of multimodal competence in complex scenarios and highlights the practical limitations of existing MLLMs.

#### 5.4 Ablation Study on SUMEI

Set Base	Img.	AP	BQA	CP	SR	MPC	PSI	PRP	SA		
GTS	Llava	helpful	0.823	0.577	0.607	0.173	0.693	0.457	<b>0.576</b>	0.663	
		main	0.748	0.513	0.510	0.086	0.714	0.294	0.575	0.631	
		multiple	0.163	0.304	0.493	0.063	0.706	0.205	0.187	0.604	
	CASLIE	helpful	<b>0.872</b>	<b>0.596</b>	<b>0.649</b>	<b>0.231</b>	0.721	<b>0.525</b>	0.555	<b>0.681</b>	
		main	0.867	0.538	0.616	0.223	<b>0.725</b>	0.507	0.541	0.675	
		multiple	0.854	0.486	0.501	0.192	0.723	0.459	0.536	0.668	
	helpful img %		12.85	9.85	14.90	6.25	31.84	13.80	42.33	11.08	
	VSS	Llava	helpful	<b>0.948</b>	0.384	0.449	0.136	0.438	0.327	<b>0.393</b>	<b>0.233</b>
			main	0.522	<b>0.391</b>	0.376	0.068	0.465	0.309	0.369	0.206
			multiple	0.022	0.165	0.346	0.050	0.415	0.090	0.017	0.143
CASLIE		helpful	0.848	0.305	<b>0.529</b>	<b>0.197</b>	0.481	<b>0.418</b>	0.362	0.210	
		main	0.810	0.288	0.509	0.179	<b>0.486</b>	0.403	0.342	0.189	
		multiple	0.815	0.177	0.304	0.157	0.485	0.309	0.301	0.180	
helpful img %		21.52	17.35	19.05	12.52	43.72	24.07	56.56	19.63		

Table 6: Ablation study on SUMEI. “Set” denotes the split of GTS or VSS set. “Base” denotes the base MLLMs used in SUMEI. “Img.” denotes the types of images that the MLLMs are fine-tuned with. “*helpful* img %” denotes the percentage of images that are identified as *helpful*. The best performances of each task on the GTS and VSS are in **bold**.

Table 6 presents the results of SUMEI contrasting against the same backbones without the visual utility prediction: direct fine-tuning MLLMs by textual content with the main image and with multiple available images, respectively.

First, SUMEI using the *helpful* image shows consistent improvement over the variants using the main image or multiple images across different base models and test sets. The results suggest the complexity and difficulty for models to effectively utilize visuals in e-commerce tasks, and demonstrate the effectiveness of SUMEI in addressing such challenges. Additionally, higher image usage percentages on the VSS set underline the increasing demands for visual content in this set.

Second, consistent with insights from preliminary analysis, direct fine-tuning using all images yields notably diminished performance across both GTS and VSS. For instance, SUMEI<sub>Llava</sub> using multiple images has significantly lower scores in tasks AP (0.163 GTS, 0.022 VSS) compared to using the *helpful* image (0.823 and 0.948). Similarly,

SUMEI<sub>CASLIE</sub> experiences a performance decline by using multiple images compared with using the *helpful* image, emphasizing the inefficiency of indiscriminate image integration. However, SUMEI achieves notable performance by assessing image utility, then selectively incorporating visuals. Thus, SUMEI provides a principled and effective method for optimizing multi-image learning in e-commerce.

#### 5.5 Ablation Study on Image Assessment

Img.	AP	BQA	CP	SR	MPC	PSI	PRP	SA
<i>h</i>	0.823	0.577	0.607	0.173	0.693	0.457	0.576	0.663
<i>h+r</i>	0.830	0.571	0.596	0.168	0.671	0.450	0.569	0.675
<i>h+r+i</i>	0.825	0.532	0.577	0.163	0.615	0.394	0.570	0.652
<i>h+r+i+m</i>	0.734	0.296	0.526	0.078	0.609	0.283	0.536	0.631

Table 7: Ablation study of SUMEI-vua on SUMEI<sub>Llava</sub> on GTS. “Img.” denotes the types of images used for each task. “*h*”, “*r*”, “*i*”, and “*m*” denote the *helpful*, *redundant*, *insufficient* and *misleading* images, respectively.

The visual utility assessment is performance-driven, and reflects the functional utility of images for the model on specific tasks. To validate the effectiveness of our assessment design, we conduct an ablation study on SUMEI<sub>Llava</sub> using different images assessed by SUMEI-vua on GTS. As shown in Table 7, using only *helpful* images yields the overall best results across most tasks. Adding *redundant* or *insufficient* images slightly reduces performance, while including *misleading* images leads to substantial degradation. These results confirm that SUMEI-vua reliably separates helpful images from other images.

## 6 Conclusion

In this work, we introduce EcomMMU, a large-scale multimodal multitask understanding dataset tailored to evaluate essential e-commerce applications, along with a VSS subset to assess models’ abilities to use visual content. Through preliminary analysis, we demonstrate that the indiscriminate use of images can be detrimental to model performance. To overcome this, we propose SUMEI, a method that predicts visual utilities before using them for downstream tasks, bringing improved performance and robustness across e-commerce applications. EcomMMU and SUMEI offer a robust pathway for advancing multimodal learning in real-world e-commerce scenarios.



## 7 Limitations

Although EcomMMU is carefully constructed, some samples may contain noisy text-image pairs, which can affect model training and visual utility assessment results. To the best of our knowledge, perfect denoising of a large-scale dataset is impractical in current work (Fang et al., 2024; Peng et al., 2024), but can be minimized by rigorous collection design. Our method depends on utility assessment generated from model output shifts (Sohn et al., 2020). These assessments reflect model-specific behavior and may be unreliable when the base MLLM misinterprets inputs. As such, the effectiveness of SUMEI is inherently tied to the reasoning stability of the underlying model. With the advances in future MLLMs, further improvement in SUMEI could be expected. Note that SUMEI is tailored to e-commerce scenarios where multiple images depict a single product. This design limits generalization to domains with heterogeneous or ungrounded image sets, such as open-domain visual question answering (Antol et al., 2015) or multimodal reasoning (Yue et al., 2024). SUMEI uses fixed instruction templates, which may be suboptimal across product types or tasks. Future work could explore prompt optimization (Pryzant et al., 2023) to improve generalization and task alignment.

## 8 Ethics Statement

EcomMMU is built from publicly available, open-source datasets that are properly licensed for redistribution and research use. To provide user privacy, all user IDs have been fully anonymized, and no identifiable user profile information (e.g., names, addresses) is included.

## References

- Marah Abidin, Jyoti Aneja, Harkirat Behl, Sébastien Bubeck, Ronen Eldan, Suriya Gunasekar, Michael Harrison, Russell J Hewett, Mojan Javaheripi, Piero Kauffmann, and 1 others. 2024a. Phi-4 technical report. *arXiv preprint arXiv:2412.08905*.
- Marah Abidin, Sam Ade Jacobs, Ammar Ahmad Awan, Jyoti Aneja, Ahmed Awadallah, Hany Awadalla, Nguyen Bach, Amit Bahree, Arash Bakhtiari, Harkirat Behl, and 1 others. 2024b. Phi-3 technical report: A highly capable language model locally on your phone. *arXiv preprint arXiv:2404.14219*.
- Anthropic. 2024. Claude 3.5 sonnet. <https://www.anthropic.com/news/claude-3-5-sonnet>.
- Stanislaw Antol, Aishwarya Agrawal, Jiasen Lu, Margaret Mitchell, Dhruv Batra, C Lawrence Zitnick, and Devi Parikh. 2015. VQA: Visual question answering. In *Proceedings of the IEEE international conference on computer vision*, pages 2425–2433.
- Jinze Bai, Shuai Bai, Shusheng Yang, Shijie Wang, Sinan Tan, Peng Wang, Junyang Lin, Chang Zhou, and Jingren Zhou. 2023. Qwen-vl: A versatile vision-language model for understanding, localization, text reading, and beyond. *arXiv preprint arXiv:2308.12966*.
- Yupeng Chang, Xu Wang, Jindong Wang, Yuan Wu, Linyi Yang, Kaijie Zhu, Hao Chen, Xiaoyuan Yi, Cunxiang Wang, Yidong Wang, and 1 others. 2024. A survey on evaluation of large language models. *ACM transactions on intelligent systems and technology*, 15(3):1–45.
- Lin Chen, Jinsong Li, Xiaoyi Dong, Pan Zhang, Yuhang Zang, Zehui Chen, Haodong Duan, Jiaqi Wang, Yu Qiao, Dahua Lin, and Feng Zhao. 2024. [Are we on the right way for evaluating large vision-language models?](#) In *The Thirty-eighth Annual Conference on Neural Information Processing Systems*.
- Patrick John Chia, Giuseppe Attanasio, Federico Bianchi, Silvia Terragni, Ana Rita Magalhães, Diogo Goncalves, Ciro Greco, and Jacopo Tagliabue. 2022. Contrastive language and vision learning of general fashion concepts. *Scientific Reports*.
- Alfredo Daza, Néstor Daniel González Rueda, Mirelly Sonia Aguilar Sánchez, Wilmer Filomeno Robles Espíritu, and María Elena Chauca Quiñones. 2024. Sentiment analysis on e-commerce product reviews using machine learning and deep learning algorithms: A bibliometric analysis and systematic literature review, challenges and future works. *International Journal of Information Management Data Insights*, 4(2):100267.
- Yin Fang, Xiaozhuan Liang, Ningyu Zhang, Kangwei Liu, Rui Huang, Zhuo Chen, Xiaohui Fan, and Hua-jun Chen. 2024. Mol-instructions: A large-scale biomolecular instruction dataset for large language models. In *The Twelfth International Conference on Learning Representations*.
- Gemma-Team. 2024. [Gemma 2](#).
- Shijie Geng, Shuchang Liu, Zuohui Fu, Yingqiang Ge, and Yongfeng Zhang. 2022. Recommendation as language processing (rlp): A unified pretrain, personalized prompt & predict paradigm (p5). In *Proceedings of the 16th ACM conference on recommender systems*, pages 299–315.
- Mansi Gupta, Nitish Kulkarni, Raghuveer Chanda, Anirudha Rayasam, and Zachary Chase Lipton. 2019. [AmazonQA: A review-based question answering task](#). In *International Joint Conference on Artificial Intelligence*.

- Yupeng Hou, Jiacheng Li, Zhankui He, An Yan, Xiushi Chen, and Julian McAuley. 2024. Bridging language and items for retrieval and recommendation. *arXiv preprint arXiv:2403.03952*.
- Albert Q Jiang, Alexandre Sablayrolles, Arthur Mensch, Chris Bamford, Devendra Singh Chaplot, Diego de las Casas, Florian Bressand, Gianna Lengyel, Guillaume Lample, Lucile Saulnier, and 1 others. 2023. Mistral 7b. *arXiv preprint arXiv:2310.06825*.
- Wei Jin, Haitao Mao, Zheng Li, Haoming Jiang, Chen Luo, Hongzhi Wen, Haoyu Han, Hanqing Lu, Zhengyang Wang, Ruirui Li, and 1 others. 2024a. Amazon-m2: A multilingual multi-locale shopping session dataset for recommendation and text generation. *Advances in Neural Information Processing Systems*, 36.
- Yang Jin, Yongzhi Li, Zehuan Yuan, and Yadong Mu. 2023. Learning instance-level representation for large-scale multi-modal pretraining in e-commerce. In *Proceedings of the IEEE/CVF Conference on Computer Vision and Pattern Recognition*, pages 11060–11069.
- Yilun Jin, Zheng Li, Chenwei Zhang, Tianyu Cao, Yifan Gao, Pratik Jayarao, Mao Li, Xin Liu, Ritesh Sarkhel, Xianfeng Tang, and 1 others. 2024b. Shopping mmlu: A massive multi-task online shopping benchmark for large language models. *arXiv preprint arXiv:2410.20745*.
- Wang-Cheng Kang and Julian McAuley. 2018. Self-attentive sequential recommendation. In *2018 IEEE international conference on data mining (ICDM)*, pages 197–206. IEEE.
- Ariel Lee, Cole Hunter, and Nataniel Ruiz. 2023. Platypus: Quick, cheap, and powerful refinement of llms. In *NeurIPS 2023 Workshop on Instruction Tuning and Instruction Following*.
- Feng Li, Renrui Zhang, Hao Zhang, Yuanhan Zhang, Bo Li, Wei Li, Zejun Ma, and Chunyuan Li. 2024a. Llava-next-interleave: Tackling multi-image, video, and 3d in large multimodal models. *arXiv preprint arXiv:2407.07895*.
- Yangning Li, Shirong Ma, Xiaobin Wang, Shen Huang, Chengyue Jiang, Hai-Tao Zheng, Pengjun Xie, Fei Huang, and Yong Jiang. 2024b. EcomGPT: Instruction-tuning large language models with chain-of-task tasks for e-commerce. In *Proceedings of the AAAI Conference on Artificial Intelligence*, volume 38, pages 18582–18590.
- Xinyi Ling, Bo Peng, Hanwen Du, Zhihui Zhu, and Xia Ning. 2024. Captions speak louder than images (caslie): Generalizing foundation models for e-commerce from high-quality multimodal instruction data. *arXiv preprint arXiv:2410.17337*.
- Fan Liu, DeLong Chen, Xiaoyu Du, Ruizhuo Gao, and Feng Xu. 2023a. Mep-3m: A large-scale multimodal e-commerce product dataset. *Pattern Recognition*, 140:109519.
- Haotian Liu, Chunyuan Li, Yuheng Li, and Yong Jae Lee. 2024a. [Improved baselines with visual instruction tuning](#). In *Proceedings of the IEEE/CVF Conference on Computer Vision and Pattern Recognition*, pages 26296–26306.
- Haotian Liu, Chunyuan Li, Qingyang Wu, and Yong Jae Lee. 2023b. Visual instruction tuning. *Advances in neural information processing systems*, 36:34892–34916.
- Yuqing Liu, Yu Wang, Lichao Sun, and Philip S Yu. 2024b. Rec-gpt4v: Multimodal recommendation with large vision-language models. *arXiv preprint arXiv:2402.08670*.
- Ziwei Liu, Ping Luo, Shi Qiu, Xiaogang Wang, and Xiaoou Tang. 2016. Deepfashion: Powering robust clothes recognition and retrieval with rich annotations. In *Proceedings of the IEEE conference on computer vision and pattern recognition*, pages 1096–1104.
- Pan Lu, Swaroop Mishra, Tanglin Xia, Liang Qiu, Kai-Wei Chang, Song-Chun Zhu, Oyvind Tafjord, Peter Clark, and Ashwin Kalyan. 2022. Learn to explain: Multimodal reasoning via thought chains for science question answering. *Advances in Neural Information Processing Systems*, 35:2507–2521.
- Hanjia Lyu, Ryan Rossi, Xiang Chen, Md Mehrab Tanjim, Stefano Petrangeli, Somdeb Sarkhel, and Jiebo Luo. 2024. X-reflect: Cross-reflection prompting for multimodal recommendation. *arXiv preprint arXiv:2408.15172*.
- Mengmeng Ma, Jian Ren, Long Zhao, Davide Testuggine, and Xi Peng. 2022. Are multimodal transformers robust to missing modality? In *Proceedings of the IEEE/CVF conference on computer vision and pattern recognition*, pages 18177–18186.
- Mistral-AI. 2024. [Un minstral, des ministraux: Introducing the world’s best edge models](#).
- Jianmo Ni, Jiacheng Li, and Julian McAuley. 2019. Justifying recommendations using distantly-labeled reviews and fine-grained aspects. In *Proceedings of the 2019 conference on empirical methods in natural language processing and the 9th international joint conference on natural language processing (EMNLP-IJCNLP)*, pages 188–197.
- Bo Peng, Xinyi Ling, Ziru Chen, Huan Sun, and Xia Ning. 2024. [eCeLLM: Generalizing large language models for e-commerce from large-scale, high-quality instruction data](#). In *Proceedings of the 41st International Conference on Machine Learning*, volume 235 of *Proceedings of Machine Learning Research*, pages 40215–40257. PMLR.
- Reid Pryzant, Dan Iter, Jerry Li, Yin Lee, Chenguang Zhu, and Michael Zeng. 2023. Automatic prompt optimization with “gradient descent” and beam search. In *Proceedings of the 2023 Conference on Empirical Methods in Natural Language Processing*, pages 7957–7968.

Team Qwen. 2025. [Qwen2.5-vl](#).

Qwen-Team. 2024. [Qwen2.5: A party of foundation models](#).

Alec Radford, Jong Wook Kim, Chris Hallacy, Aditya Ramesh, Gabriel Goh, Sandhini Agarwal, Girish Sastry, Amanda Askell, Pamela Mishkin, Jack Clark, and 1 others. 2021. Learning transferable visual models from natural language supervision. In *International conference on machine learning*, pages 8748–8763. PMLR.

Chandan K Reddy, Lluís Màrquez, Fran Valero, Nikhil Rao, Hugo Zaragoza, Sambaran Bandyopadhyay, Arnab Biswas, Anlu Xing, and Karthik Subbian. 2022. Shopping queries dataset: A large-scale esxi benchmark for improving product search. *arXiv preprint arXiv:2206.06588*.

Noah Shinn, Federico Cassano, Ashwin Gopinath, Karthik Narasimhan, and Shunyu Yao. 2023. Reflexion: Language agents with verbal reinforcement learning. *Advances in Neural Information Processing Systems*, 36:8634–8652.

Kihyuk Sohn, David Berthelot, Nicholas Carlini, Zizhao Zhang, Han Zhang, Colin A Raffel, Ekin Dogus Cubuk, Alexey Kurakin, and Chun-Liang Li. 2020. Fixmatch: Simplifying semi-supervised learning with consistency and confidence. *Advances in neural information processing systems*, 33:596–608.

Shengbang Tong, Zhuang Liu, Yuexiang Zhai, Yi Ma, Yann LeCun, and Saining Xie. 2024. Eyes wide shut? exploring the visual shortcomings of multimodal llms. In *Proceedings of the IEEE/CVF Conference on Computer Vision and Pattern Recognition*, pages 9568–9578.

Mayur Wankhade, Annavarapu Chandra Sekhara Rao, and Chaitanya Kulkarni. 2022. A survey on sentiment analysis methods, applications, and challenges. *Artificial Intelligence Review*, 55(7):5731–5780.

Jason Wei, Xuezhi Wang, Dale Schuurmans, Maarten Bosma, Fei Xia, Ed Chi, Quoc V Le, Denny Zhou, and 1 others. 2022. Chain-of-thought prompting elicits reasoning in large language models. *Advances in neural information processing systems*, 35:24824–24837.

Thomas Wolf, Lysandre Debut, Victor Sanh, Julien Chaumond, Clement Delangue, Anthony Moi, Pierric Cistac, Tim Rault, Remi Louf, Morgan Funtowicz, Joe Davison, Sam Shleifer, Patrick von Platen, Clara Ma, Yacine Jernite, Julien Plu, Canwen Xu, Teven Le Scao, Sylvain Gugger, and 3 others. 2020. [Transformers: State-of-the-art natural language processing](#). In *Proceedings of the 2020 Conference on Empirical Methods in Natural Language Processing: System Demonstrations*, pages 38–45.

Da Xu, Chuanwei Ruan, Evren Korpeoglu, Sushant Kumar, and Kannan Achan. 2020. Product knowledge graph embedding for e-commerce. In *Proceedings of*

*the 13th international conference on web search and data mining*, pages 672–680.

Xiang Yue, Yuansheng Ni, Kai Zhang, Tianyu Zheng, Ruoyi Liu, Ge Zhang, Samuel Stevens, Dongfu Jiang, Weiming Ren, Yuxuan Sun, and 1 others. 2024. Mmmu: A massive multi-discipline multimodal understanding and reasoning benchmark for expert agi. In *Proceedings of the IEEE/CVF Conference on Computer Vision and Pattern Recognition*, pages 9556–9567.

## A Dataset Information

EcomMMU’s raw data is sourced from [Amazon Review 2023](#) (Hou et al., 2024), [AmazonQA](#) (Gupta et al., 2019), and [Shopping Query Dataset](#) (Reddy et al., 2022). The Shopping Query Dataset is under Apache License 2.0, and the others do not specify their licenses.

We summarize the four core e-commerce capabilities that EcomMMU covers in Section A.1, the eight real-world tasks that measure the core e-commerce capabilities in Section A.2, the details of the dataset collection process in Section A.3, and the statistics of the dataset in Section A.4.

### A.1 E-commerce capabilities

EcomMMU covers four core e-commerce capabilities: (1) shopping question perception, (2) user behavior alignment, which focuses on modeling and predicting the interactions; (3) query-product perception, which captures how relevant products are to customer search queries; (4) and shopping concept understanding, which models the shopping concepts such as product relations and user opinions. We summarize the tasks corresponding to each e-commerce capability in Figure A1, and introduce these capabilities in detail as follows.

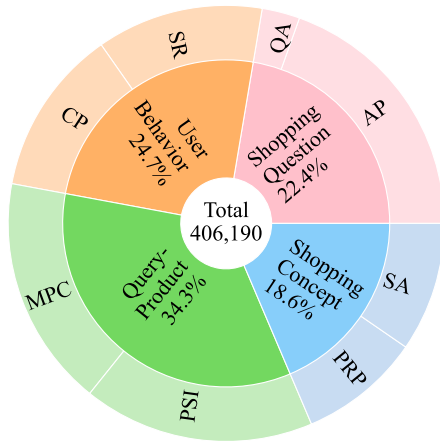


Figure A1: EcomMMU Capabilities

**Shopping Question Perception** Users often ask product-related questions that require both textual and visual understanding (e.g., size, color). We include two tasks—question answerability prediction (AP) and binary question answering (BQA) (Gupta et al., 2019)—to evaluate a model’s capability in answering such questions.

**User Behavior Alignment** Understanding user behavior is essential for optimizing personalized

shopping experiences. E-commerce platforms utilize user interactions, including browsing and purchase history, to predict future behaviors. To assess the models’ ability to align with user behavior, we introduce two tasks: click-through prediction (CP) and sequential recommendation (SR) (Hou et al., 2024).

**Query-product Perception** Accurately interpreting user searching queries and understanding products’ relevance to them is crucial in e-commerce. This capability ensures that users receive the most relevant product suggestions based on their search intent. To evaluate the models’ capability in this area, we include two asks: multi-class product classification (MPC) and product substitute identification (PSI) (Reddy et al., 2022).

**Shopping Concept Understanding** Online shopping concepts are important in interpreting products. Failing to understand these concepts compromises the performance of models on downstream tasks. To examine the models’ capability of shopping concept understanding, we introduce two tasks: product relation prediction (PRP) and sentiment analysis (SA) (Xu et al., 2020; Daza et al., 2024).

### A.2 Task Definition

We provide the task definition below.

**Answerability prediction (AP)** (Gupta et al., 2019): Predict whether the product-related question is answerable based on the product information.

**Binary question answering (BQA)** (Gupta et al., 2019): given the product-related question, product images, and user reviews, answer the yes-no question or indicate when the question cannot be answered.

**Click-through rate prediction (CP)** (Hou et al., 2024): Predict if the user would be interested in the candidate products by analysing the user’s purchase history.

**Sequential recommendation (SR)** (Kang and McAuley, 2018; Hou et al., 2024): Predict the next product that the user would like to buy based on the user’s purchase history.

**Multi-class product classification (MPC)** (Reddy et al., 2022): Given a query and product information, predict relevance between the query and product.

**Product substitute identification (PSI)** (Reddy et al., 2022): Predict if the product can serve as a



functional substitute for the user’s query.

**Product relation prediction (PRP)** (Ni et al., 2019; Xu et al., 2020): Identify the relationship between two product given product information.

**Sentiment analysis (SA)** (Wankhade et al., 2022; Daza et al., 2024): Identify the user’s rating that the user would like to give based on the user review information.

### A.3 Data Collection Details

EcomMMU is constructed by aggregating raw data from existing, publicly available e-commerce datasets. These include structured product meta-data, user reviews, question-answer pairs, and behavioral logs from sources such as AmazonQA (Gupta et al., 2019), Amazon Review 2023 (Hou et al., 2024), and the Shopping Queries dataset (Reddy et al., 2022). All user identifiers were removed to preserve anonymity.

Importantly, no new human annotation was conducted during the dataset construction process. Instead, EcomMMU follows established practices from instruction-tuning and multimodal learning benchmarks (Lee et al., 2023; Fang et al., 2024; Peng et al., 2024), where task-specific supervision is deterministically derived from structured fields in raw data. For instance, in the PRP task, we extract product relationships such as co-purchase links directly from the “also\_buy” field. Similarly, in PSI, product similarity and substitutability are derived from structured fields in the predefined schema (Reddy et al., 2022).

Across all 8 benchmark tasks, we apply schema-aligned rules to transform structured inputs into consistent, instruction-style prompt-response pairs. An example of raw data used for PRP is shown below:

```
{
  "asin": "0043396828",
  "title": "Books 'Handbook of
    Astronomical Image Processing'
    with CD ROM",
  "also_buy": "0999470906"
}
```

This schema generates the relation that "Users who buy product 0043396828 may also buy product 0999470906."

To ensure multimodal richness and quality, we aggregate multiple product images, including a designated main image and additional views contributed by merchants or users for each item. Low-resolution or low-quality images are filtered out.

The final dataset pairs rich visual input with structured text components such as product titles, user queries, reviews, and category information.

The full dataset is then formatted using instruction-style templates, adapted from prior benchmarks such as ECInstruct (Peng et al., 2024) and MMECInstruct (Ling et al., 2024). This formatting enables plug-and-play usability for large multimodal models and consistent evaluation across tasks. Although curated based on publicly available raw sources, the construction of EcomMMU benchmark is non-trivial, requiring careful design to support multi-image multimodal learning, task diversity, and real-world applicability.

### A.4 Data Statistics

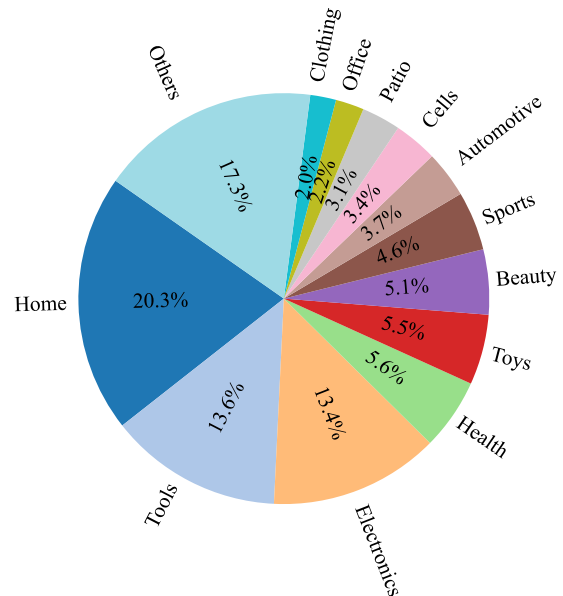


Figure A2: EcomMMU Category Distribution

The dataset spans products from 34 diverse categories, offering broad coverage such as Home, Electronics, Beauty, Clothing, Automotive, and more. We provide category-level statistics in the Figure A2. We focus on presenting the overall dataset scale and task diversity in the current statistics, and we will add these statistics to the revised version. This distribution supports our goal of creating a representative benchmark for real-world e-commerce tasks, balancing both high-frequency and long-tail product categories.

### A.5 Human Evaluation of VSS

To assess the validity of our VSS subset beyond automated model consensus, we conduct a small-scale human annotation study. We recruit three

independent volunteer annotators with strong educational backgrounds to perform a blind assessment. Due to limited resources, we randomly sample 50 test cases labeled as VSS and ask annotators whether they think the text alone is sufficient to complete the task, and then solve the task. This evaluation protocol is aligned with practices in the prior benchmark study (Chen et al., 2024). Table A1 summarizes the results.

Evaluation	Percentage
VSS confirmed	84%
lacks attribute info	38%
implicit value	17%
too complex	33%

Table A1: Human evaluation results of the VSS set.

Results in Table A1 show that in 84% of cases, annotators identify that the textual information is insufficient. Among these, 38% of the cases lack attribute information (e.g., color, size), while 17% of the cases contain implicit values that hindered comprehension without visual support. Additionally, 33% of the cases are deemed too complex for the annotators to resolve. These observations support the validity of our data-driven annotation method and also highlight that even human annotators may face challenges due to the lack of domain-specific context, underscoring the need for a domain-specific design of multimodal e-commerce modeling.

## B Method Analysis

In this section, we discuss the quality of utility annotation, details of evaluation and its results, and real-world considerations.

### B.1 Utility Annotation Analysis

In the current SUMEI framework, the visual utility assessment (SUMEI-vua) and prediction (SUMEI-vup) components employ a single e-commerce MLLM to automatically label the utility of input images as helpful, redundant, insufficient, or misleading. This design offers a practical and scalable approach to large-scale annotation, ensuring consistency and reproducibility across millions of multimodal samples. Nevertheless, because the labeling process depends on the visual reasoning ability of one MLLM, the resulting utility labels may reflect, to some extent, the model’s own interpretive biases. Variations in how different MLLMs process visual cues, such as subtle product

attributes or cross-modal relationships, can occasionally lead to noisy or imperfect labels. These effects are expected given the evolving nature of multimodal understanding and do not necessarily undermine the overall annotation quality, but they suggest that further improvements are possible.

One potential extension for future work is to explore multimodel or consensus-based annotation strategies, in which multiple MLLMs collaboratively determine image utility, thereby reducing individual model bias and increasing label stability. Additionally, selectively incorporating human-in-the-loop validation for ambiguous or low-consensus cases could help reinforce semantic grounding where automated models remain uncertain. While such extensions would introduce additional cost and complexity, they may further enhance the precision and robustness of visual utility prediction. We leave the systematic investigation of these hybrid annotation approaches to future work.

### B.2 Evaluation Details

While SUMEI is model-agnostic and generalizable in domain-specific design, our focus is deliberately scoped to the multi-image e-commerce setting. This choice reflects the unique structural characteristics of e-commerce platforms, where products are consistently represented by multiple complementary images tied to a single entity (e.g., item variants, usage scenarios). In contrast, general multimodal benchmarks (Antol et al., 2015; Yue et al., 2024) typically involve single-image samples or semantically unrelated images across samples, making them not suitable for evaluating SUMEI. Moreover, EcomMMU is, to our knowledge, the first large-scale benchmark that enables controlled, task-diverse evaluation of visual utility under multi-image settings. Establishing robust methodology and insight in e-commerce is a critical and under-explored foundation. This specificity allows us to precisely measure when and how images help or hinder downstream understanding.

For the compared baselines, recent methods such as Rec-GPT4V (Liu et al., 2024b) and X-Reflect (Lyu et al., 2024) are primarily designed for multimodal recommendation, while CoT prompting (Wei et al., 2022) targets reasoning in unimodal text contexts. These approaches differ from our setting, which spans diverse multimodal e-commerce tasks such as classification, QA, retrieval, and recommendation. Nevertheless, reasoning-oriented techniques like CoT (Wei et al., 2022) and Reflex-

ion (Shinn et al., 2023) are complementary to our framework and could be integrated into SUMEI to further enhance visual utility prediction and downstream inference, an avenue we leave for future exploration.

### B.3 Full Experimental Results

We evaluate the performance of fine-tuned SUMEI-vup based on the SUMEI-vua’s assessment on the general test set of EcomMMU to investigate how well the predictor learns to assessing visual utility. The result shows that the predictor achieves an accuracy of 0.858 in predicting helpful images, confirming its utility assessment ability and supports its integration into the SUMEI.

Table A2, A3, A4, A5, A6, A7, A8, and A9 present the complete results for AP, BQA, CP, SR, MPC, PSI, PRP, and SA respectively in both general set and VSS set. Overall, SUMEI models outperform the general LLMs, e-commerce LLMs, general MLLMs, and e-commerce MLLMs. Note that in all tables, #Invalid indicates the number of invalid failure cases for which we cannot extract meaningful results from the model output. We exclude these invalid cases when calculating the metrics, except for accuracy.

### B.4 Real-world Considerations

We further examined the effect of using multiple predicted helpful images instead of a single one in the SUMEI framework to evaluate its real-world impact. The results show an average performance drop of 14.65% compared with the single-image setting. This degradation suggests that simply aggregating multiple helpful images can introduce potential side effects, such as redundant or conflicting visual information, thereby weakening model focus and multimodal alignment. In contrast, using a single predicted helpful image enables the model to attend to the most semantically informative visual cue while avoiding interference among partially overlapping visuals. These findings reinforce the design choice in SUMEI to selectively incorporate only one image per instance, an approach that proves both more effective and computationally efficient than using multiple images, highlighting the importance of strategic visual utilization over quantity-driven fusion.

SUMEI is designed as a two-stage process at inference: a lightweight predictor (SUMEI-vup) first identifies helpful images, followed by a single downstream MLLM inference. In our implementa-

tion, the average end-to-end inference time per sample is approximately 840.7 ms. This is acceptable in e-commerce settings, where user-interactive applications such as personalized recommendations or query understanding typically operate within sub-second to multi-second latency budgets. Nevertheless, we recognize that there is room for further optimization. Feasible strategies include quantizing or distilling SUMEI-vup into lighter predictors, or caching predicted utilities for popular products. These directions are compatible with SUMEI’s modular design and represent promising extensions.

## C Case Study

To have a comprehensive understanding of the visual utility assessment (Section 4.1 and 4.2) used in SUMEI, we present a representative case from the MPC task shown in Figure A3. The goal of the MPC task is to determine the relevance between a product and a user’s query.




Multiclass Product Classification		
What is the relevance between the query and product?		
<b>Query:</b> simply delish sugar free pudding		
<b>Product title:</b> Simply Delish Natural Pudding and Pie Filling Variety Pack, 1 Chocolate and 1 Vanilla, 2 CT		
<b>Product image:</b>		
		
...	Insufficient	Insufficient
<b>Visual-Salient:</b> Yes		
<b>Response:</b> The product satisfies all the query specifications.		

Figure A3: Case study.

The case is accompanied by two images labeled as insufficient for the given example, despite seemingly providing aesthetically relevant or fine-grained information that may assist a human shopper. This reflects the distinction between human-perceived informativeness and the practical utility of visual content in MLLMs for a specific task. For instance, when the user queries “simply delish sugar free pudding”, images with heavy characters or tasting scenarios may be visually informative to a scrupulous human. However, due to the current MLLMs’ limited capacity for visual details recognition (Tong et al., 2024), it is hard for MLLMs to effectively utilize such images. Though these images may appear useful from a human perspective, their detailed visual information cannot be fully

Model	GTS					VSS				
	Acc.	Pre.	Rec.	F1	#Invalid	Acc.	Pre.	Rec.	F1	#Invalid
<i>General and E-commerce LLMs</i>										
Mistral-7B-v0.3	0.663	0.746	0.747	0.747	3	0.458	0.851	0.498	0.629	1
Ministral-8B	0.466	0.894	0.223	0.357	0	0.055	0.278	0.018	0.033	0
Qwen2.5-7B	0.662	0.845	0.602	0.703	0	0.211	0.731	0.225	0.344	0
Qwen2.5-14B	0.559	0.876	0.392	0.542	0	0.059	0.404	0.049	0.087	0
Gemma2-9B	0.641	0.823	0.588	0.686	4	0.204	0.723	0.218	0.335	0
Gemma2-27b	0.684	0.830	0.726	0.775	394	0.280	0.781	0.328	0.462	107
Phi3.5	0.670	0.698	0.884	0.780	0	0.720	0.898	0.783	0.837	0
Phi4	0.580	0.866	0.435	0.580	0	0.070	0.461	0.067	0.117	0
eCeLLM-M	0.812	0.848	0.875	0.861	0	0.615	0.894	0.660	0.759	0
eCeLLM-L	0.788	0.844	0.836	0.840	2	0.612	0.903	0.648	0.755	1
<i>General and E-commerce MLLMs</i>										
Claude 3.5	0.673	0.747	0.775	0.761	31	0.495	0.863	0.539	0.664	7
Phi-vision	0.532	0.782	0.410	0.538	0	0.174	0.717	0.168	0.273	0
Qwen2-VL-7B	0.570	0.738	0.722	0.730	922	0.406	0.857	0.499	0.631	189
Llava-interleave	0.616	0.691	0.766	0.727	0	0.592	0.886	0.638	0.742	0
CASLIE-M	0.807	0.821	0.908	0.862	0	0.702	0.904	0.757	0.824	0
CASLIE-L	0.756	0.792	0.858	0.824	3	0.642	0.895	0.693	0.781	1
<i>Ours</i>										
SUMEI <sub>Llava</sub>	0.717	0.704	0.991	0.823	0	0.902	0.918	0.981	0.948	0
SUMEI <sub>CASLIE</sub>	0.819	0.827	0.922	0.872	0	0.738	0.911	0.793	0.848	0

Table A2: Experimental results on the AP task.

Model	GTS					VSS				
	Acc.	Pre.	Rec.	F1	#Invalid	Acc.	Pre.	Rec.	F1	#Invalid
<i>General and E-commerce LLMs</i>										
Mistral-7B-v0.3	0.527	0.703	0.416	0.383	57	0.224	0.149	0.299	0.194	21
Ministral-8B	0.261	0.242	0.395	0.241	0	0.177	0.219	0.234	0.146	0
Qwen2.5-7B	0.551	0.508	0.417	0.392	0	0.204	0.101	0.271	0.141	0
Qwen2.5-14B	0.581	0.570	0.473	0.474	0	0.384	0.252	0.274	0.242	0
Gemma2-9B	0.555	0.504	0.475	0.476	17	0.293	0.215	0.225	0.217	5
Gemma2-27b	0.570	0.513	0.496	0.495	0	0.195	0.182	0.163	0.164	0
Phi3.5	0.430	0.463	0.450	0.415	0	0.251	0.298	0.284	0.252	0
Phi4	0.505	0.508	0.502	0.481	0	0.209	0.200	0.219	0.188	0
eCeLLM-M	0.351	0.542	0.417	0.281	0	0.200	0.124	0.267	0.161	0
eCeLLM-L	0.234	0.513	0.363	0.211	0	0.249	0.154	0.331	0.191	0
<i>General and E-commerce MLLMs</i>										
Claude 3.5	0.540	0.478	0.435	0.423	9	0.283	0.207	0.214	0.197	7
Phi-vision	0.312	0.496	0.414	0.291	0	0.192	0.208	0.254	0.169	0
Qwen2-VL-7B	0.483	0.492	0.503	0.472	0	0.249	0.279	0.279	0.250	0
Llava-interleave	0.324	0.532	0.393	0.265	0	0.175	0.113	0.234	0.147	0
CASLIE-M	0.438	0.519	0.429	0.346	0	0.372	0.198	0.253	0.204	0
CASLIE-L	0.329	0.206	0.410	0.274	0	0.313	0.158	0.230	0.187	0
<i>Ours</i>										
SUMEI <sub>Llava</sub>	0.577	0.602	0.459	0.449	0	0.384	0.308	0.278	0.244	0
SUMEI <sub>CASLIE</sub>	0.596	0.574	0.556	0.545	0	0.305	0.347	0.322	0.295	0

Table A3: Experimental results on the BQA task.

utilized by MLLMs and are thus labeled as insufficient. This design does not imply that the image lacks value in general; rather, it reflects the model’s current inability to extract actionable task-specific information from the visual content.

This case underscores that our visual utility assessment does not denote the general quality or aesthetic relevance of an image. Instead, it reflects a model-dependent and task-specific judgment of contribution. SUMEI is explicitly designed to re-



Model	GTS					VSS				
	Acc.	Pre.	Rec.	F1	#Invalid	Acc.	Pre.	Rec.	F1	#Invalid
<i>General and E-commerce LLMs</i>										
Mistral-7B-v0.3	0.570	0.550	0.761	0.639	0	0.422	0.387	0.610	0.474	0
Ministral-8B	0.532	0.800	0.084	0.152	0	0.561	0.280	0.019	0.036	0
Qwen2.5-7B	0.511	0.862	0.025	0.049	0	0.569	0.000	0.000	0.000	0
Qwen2.5-14B	0.592	0.750	0.273	0.401	0	0.533	0.348	0.108	0.165	0
Gemma2-9B	0.616	0.653	0.490	0.560	0	0.468	0.335	0.249	0.286	0
Gemma2-27b	0.600	0.604	0.580	0.592	2	0.435	0.346	0.367	0.356	1
Phi3.5	0.585	0.665	0.338	0.449	0	0.487	0.278	0.127	0.175	0
Phi4	0.587	0.640	0.394	0.488	0	0.437	0.243	0.152	0.187	0
eCeLLM-M	0.549	0.751	0.145	0.243	0	0.523	0.060	0.008	0.014	0
eCeLLM-L	0.545	0.857	0.108	0.192	0	0.568	0.400	0.027	0.051	0
<i>General and E-commerce MLLMs</i>										
Claude 3.5	0.584	0.704	0.304	0.425	19	0.519	0.345	0.140	0.200	7
Phi-vision	0.544	0.735	0.161	0.264	29	0.523	0.258	0.043	0.074	14
Qwen2-VL-7B	0.002	0.000	0.000	0.000	1992	0.000	0.000	0.000	0.000	863
Llava-interleave	0.573	0.556	0.712	0.625	1	0.360	0.332	0.493	0.397	0
CASLIE-M	0.582	0.731	0.581	0.647	0	0.491	0.510	0.193	0.280	0
CASLIE-L	0.552	0.608	0.566	0.586	0	0.459	0.442	0.071	0.122	0
<i>Ours</i>										
SUMEI <sub>Llava</sub>	0.607	0.581	0.766	0.661	0	0.449	0.404	0.612	0.487	0
SUMEI <sub>CASLIE</sub>	0.649	0.640	0.684	0.661	0	0.529	0.458	0.561	0.504	0

Table A4: Experimental results on the CP task.

Model	GTS		VSS	
	Recall@1	#Invalid	Recall@1	#Invalid
<i>General and E-commerce LLMs</i>				
Mistral-7B-v0.3	0.002	1994	0.001	1840
Ministral-8B	0.000	2000	0.000	1844
Qwen2.5-7B	0.126	0	0.084	0
Qwen2.5-14B	0.129	9	0.085	9
Gemma2-9B	0.072	193	0.058	179
Gemma2-27b	0.100	336	0.069	314
Phi3.5	0.073	0	0.060	0
Phi4	0.003	1978	0.001	1826
eCeLLM-M	0.209	0	0.171	0
eCeLLM-L	0.193	0	0.159	0
<i>General and E-commerce MLLMs</i>				
Claude 3.5	0.149	123	0.105	117
Phi-vision	0.100	28	0.075	28
Qwen2-VL-7B	0.046	1092	0.029	1010
Llava-interleave	0.066	7	0.053	7
CASLIE-M	0.219	0	0.191	0
CASLIE-L	0.143	0	0.119	0
<i>Ours</i>				
SUMEI <sub>Llava</sub>	0.173	0	0.136	0
SUMEI <sub>CASLIE</sub>	0.231	0	0.197	0

Table A5: Experimental results on the SR task.

flect such practical model limitations, while highlighting opportunities for improving multimodal comprehension. By grounding image filtering decisions in empirical model behavior, our approach enhances both robustness and computational ef-

ficiency. As vision-language models continue to advance, the definition of these labels may evolve, enabling more effective and comprehensive utilization of complex visual inputs in the future.

Model	GTS					VSS				
	Acc.	Pre.	Rec.	F1	#Invalid	Acc.	Pre.	Rec.	F1	#Invalid
<i>General and E-commerce LLMs</i>										
Mistral-7B-v0.3	0.660	0.400	0.374	0.374	0	0.380	0.224	0.229	0.209	0
Ministral-8B	0.645	0.370	0.396	0.338	0	0.297	0.187	0.202	0.162	0
Qwen2.5-7B	0.624	0.380	0.417	0.394	0	0.266	0.178	0.176	0.173	0
Qwen2.5-14B	0.509	0.369	0.432	0.357	0	0.180	0.128	0.182	0.123	0
Gemma2-9B	0.611	0.413	0.437	0.414	1	0.219	0.121	0.143	0.123	1
Gemma2-27b	0.657	0.504	0.434	0.437	0	0.313	0.282	0.194	0.195	0
Phi3.5	0.607	0.410	0.364	0.372	0	0.301	0.194	0.201	0.197	0
Phi4	0.669	0.414	0.442	0.426	0	0.311	0.197	0.202	0.197	0
eCeLLM-M	0.713	0.463	0.439	0.438	0	0.443	0.282	0.273	0.258	0
eCeLLM-L	0.661	0.413	0.408	0.409	0	0.391	0.248	0.254	0.245	0
<i>General and E-commerce MLLMs</i>										
Claude 3.5	0.685	0.491	0.390	0.408	10	0.443	0.298	0.271	0.262	4
Phi-vision	0.658	0.293	0.321	0.294	0	0.418	0.122	0.241	0.161	0
Qwen2-VL-7B	0.658	0.403	0.374	0.316	1	0.369	0.260	0.249	0.178	1
Llava-interleave	0.645	0.349	0.276	0.248	13	0.438	0.211	0.248	0.171	10
CASLIE-M	0.723	0.606	0.486	0.525	0	0.506	0.414	0.353	0.363	0
CASLIE-L	0.674	0.493	0.411	0.421	0	0.399	0.315	0.252	0.248	0
<i>Ours</i>										
SUMEI <sub>Llava</sub>	0.692	0.501	0.457	0.473	0	0.438	0.335	0.292	0.299	0
SUMEI <sub>CASLIE</sub>	0.721	0.543	0.441	0.456	0	0.481	0.338	0.289	0.277	0

Table A6: Experimental results on the MPC task.

Model	GTS					VSS				
	Acc.	Pre.	Rec.	F1	#Invalid	Acc.	Pre.	Rec.	F1	#Invalid
<i>General and E-commerce LLMs</i>										
Mistral-7B-v0.3	0.256	0.230	0.978	0.373	0	0.052	0.053	0.853	0.099	0
Ministral-8B	0.321	0.178	0.553	0.269	0	0.028	0.001	0.010	0.001	0
Qwen2.5-7B	0.392	0.150	0.362	0.212	0	0.104	0.000	0.000	0.000	0
Qwen2.5-14B	0.389	0.210	0.616	0.314	0	0.144	0.009	0.117	0.016	0
Gemma2-9B	0.303	0.203	0.713	0.316	0	0.014	0.009	0.132	0.016	0
Gemma2-27b	0.265	0.231	0.968	0.373	0	0.059	0.051	0.812	0.095	0
Phi3.5	0.268	0.210	0.810	0.334	0	0.029	0.023	0.365	0.044	0
Phi4	0.273	0.230	0.941	0.370	0	0.044	0.043	0.685	0.081	0
eCeLLM-M	0.798	0.745	0.249	0.373	0	0.925	0.077	0.020	0.032	0
eCeLLM-L	0.767	0.480	0.362	0.413	0	0.900	0.251	0.320	0.281	0
<i>General and E-commerce MLLMs</i>										
Claude 3.5	0.168	0.225	0.916	0.361	2924	0.032	0.046	0.721	0.087	1165
Phi-vision	0.290	0.204	0.738	0.320	0	0.030	0.016	0.244	0.030	0
Qwen2-VL-7B	0.308	0.185	0.601	0.282	0	0.038	0.008	0.117	0.015	0
Llava-interleave	0.258	0.212	0.843	0.339	14	0.052	0.037	0.585	0.069	5
CASLIE-M	0.802	0.597	0.379	0.464	0	0.920	0.331	0.305	0.317	0
CASLIE-L	0.750	0.408	0.334	0.367	0	0.916	0.302	0.289	0.295	0
<i>Ours</i>										
SUMEI <sub>Llava</sub>	0.774	0.501	0.415	0.454	0	0.907	0.292	0.371	0.327	0
SUMEI <sub>CASLIE</sub>	0.803	0.580	0.477	0.524	0	0.924	0.393	0.447	0.418	0

Table A7: Experimental results on the PSI task.

## D Instruction Templates

In this section, we list all instruction templates and few-shot examples used in model inference on the downstream tasks and VSS set selection.

### D.1 Template of AP

#### Instruction

Analyze the question related to the product and its supporting document, predict if the question is answerable based on the provided document. Only

Model	GTS					VSS				
	Acc.	Pre.	Rec.	F1	#Invalid	Acc.	Pre.	Rec.	F1	#Invalid
<i>General and E-commerce LLMs</i>										
Mistral-7B-v0.3	0.417	0.378	0.324	0.297	0	0.276	0.330	0.202	0.160	0
Ministral-8B	0.391	0.130	0.333	0.187	0	0.025	0.008	0.333	0.017	0
Qwen2.5-7B	0.234	0.250	0.241	0.165	0	0.031	0.324	0.218	0.038	0
Qwen2.5-14B	0.376	0.399	0.391	0.267	2	0.573	0.320	0.309	0.270	0
Gemma2-9B	0.380	0.254	0.320	0.201	2	0.033	0.233	0.230	0.023	1
Gemma2-27b	0.386	0.280	0.330	0.192	1	0.024	0.091	0.313	0.016	0
Phi3.5	0.388	0.130	0.331	0.187	0	0.025	0.009	0.333	0.017	0
Phi4	0.291	0.269	0.309	0.247	0	0.082	0.298	0.149	0.065	0
eCeLLM-M	0.731	0.572	0.530	0.518	0	0.843	0.379	0.468	0.377	0
eCeLLM-L	0.654	0.544	0.550	0.545	0	0.664	0.361	0.475	0.345	0
<i>General and E-commerce MLLMs</i>										
Claude 3.5	0.258	0.418	0.461	0.265	1	0.075	0.301	0.332	0.066	0
Phi-vision	0.378	0.293	0.349	0.243	0	0.036	0.302	0.309	0.036	0
Qwen2-VL-7B	0.427	0.315	0.304	0.295	2	0.556	0.318	0.301	0.256	2
Llava-interleave	0.390	0.164	0.335	0.193	0	0.025	0.009	0.333	0.017	0
CASLIE-M	0.744	0.612	0.556	0.553	0	0.809	0.387	0.431	0.362	0
CASLIE-L	0.674	0.450	0.500	0.470	0	0.645	0.326	0.413	0.291	0
<i>Ours</i>										
SUMEI <sub>Llava</sub>	0.762	0.670	0.577	0.576	0	0.812	0.430	0.534	0.393	0
SUMEI <sub>CASLIE</sub>	0.771	0.682	0.571	0.555	0	0.807	0.393	0.488	0.362	0

Table A8: Experimental results on the PRP task.

Model	GTS					VSS				
	Acc.	Pre.	Rec.	F1	#Invalid	Acc.	Pre.	Rec.	F1	#Invalid
<i>General and E-commerce LLMs</i>										
Mistral-7B-v0.3	0.712	0.570	0.603	0.570	190	0.077	0.107	0.154	0.093	57
Ministral-8B	0.663	0.525	0.488	0.416	361	0.284	0.187	0.305	0.211	93
Qwen2.5-7B	0.778	0.596	0.549	0.571	3	0.176	0.182	0.176	0.166	0
Qwen2.5-14B	0.600	0.551	0.578	0.488	4	0.203	0.127	0.214	0.150	2
Gemma2-9B	0.806	0.553	0.575	0.562	1	0.097	0.112	0.103	0.097	0
Gemma2-27b	0.814	0.656	0.577	0.618	0	0.160	0.169	0.160	0.154	0
Phi3.5	0.012	0.419	0.317	0.226	3557	0.022	0.182	0.312	0.166	504
Phi4	0.776	0.522	0.661	0.581	116	0.112	0.141	0.145	0.132	44
eCeLLM-M	0.794	0.652	0.677	0.662	0	0.074	0.079	0.069	0.069	0
eCeLLM-L	0.787	0.618	0.622	0.619	0	0.218	0.204	0.191	0.190	0
<i>General and E-commerce MLLMs</i>										
Claude 3.5	0.786	0.663	0.682	0.663	3	0.167	0.196	0.152	0.156	1
Phi-vision	0.710	0.570	0.534	0.492	1	0.227	0.217	0.213	0.186	0
Qwen2-VL-7B	0.760	0.620	0.661	0.635	34	0.085	0.093	0.087	0.083	3
Llava-interleave	0.601	0.484	0.528	0.483	1	0.227	0.217	0.229	0.208	0
CASLIE-M	0.829	0.683	0.652	0.660	0	0.284	0.207	0.227	0.208	0
CASLIE-L	0.814	0.640	0.627	0.625	0	0.228	0.199	0.189	0.183	0
<i>Ours</i>										
SUMEI <sub>Llava</sub>	0.820	0.668	0.659	0.662	0	0.277	0.240	0.242	0.233	0
SUMEI <sub>CASLIE</sub>	0.830	0.693	0.678	0.681	0	0.232	0.228	0.229	0.210	0

Table A9: Experimental results on the SA task.

answer yes or no.

#### Examples

Input: [question: Will it staple as few as 2 pages?, document: "The stapler is made well and was a fair price. The older model of the same

stapler worked a little better. The only bummer is that sometimes when you put the paper in it doesnt click right away. Its heavy duty and can staple lots of paper with no problem but sometimes you need to hold it with two hands. I would buy

it again though. Works good 90% of the time.", "This is exactly like the one we purchased several years ago, we hope we get the same service. It is a good product.", "I love this stapler. I use this stapler on my desk at work....it's very good at stapling up to 20 pieces of paper.", "I like having an electric stapler at my desk and I want it to work each and every time. This one does that....no jamming. I am very pleased."]. Answer: no.

Input: [question: Will this holder work with a Kindle Fire 8.9 Tablet?, document: "I am so glad I got this to use with my iPad mini, and I also use it with my Kindle Fire. It is just what I needed, to sit on the couch with my legs up, as I have a problem knee, and can't sit at the computer for hours a day.", "Love this product HOWEVER there is nothing on the bottom ledge or the backplate to prevent your tablet from sliding off when you move. The non-skid strips on the bottom of the unit don't help when the back plate is raised to accommodate the tablet. Would give 5 stars if my iPad, mini or Kindle wouldn't skid off.", "I bought this as a Christmas gift for my mom. As I write this review, I'm watching her use it across the room in her Kindle Fire. She is 82 and loves to read - and this works great for both hard copy books and electronic books on her Kindle. It's thin, so she can use it in bed or sitting in a chair or on the couch. No more tired arms from holding the Kindle.", "This lap pad for my Kindle is just right for any angle I need. It is very versatile and I got another one for my daughter."]. Answer: yes.

## D.2 Template of BQA

### Instruction

Given the question related to the product and its supporting document, answer the yes-no question. Please indicate when the question cannot be answered. Only output yes, no, or cannot answer.

### Examples

Input: [question: does it giggle, document: "She is in love with Elmo and immediately started giggling with Elmo's giggle. It's a very cute toy. Very soft, too.", "Warning : very sensitive so it will giggle with even the smallest touch- other than that my 2 yr old niece loves this! A bit smaller than I imagined it to be.", "if your child loves balls and elmo, this is the toy to get, giggles for everyone. Great play for all.", "Perfect size and she loves it. If there is

anything wrong is that you can't turn it off. But that was not an issue", "My son loved this ball so much...he loves Elmo's voice. He will lay on his back and just shake it. Super light and easy for my 10 month old to pick up and throw!", "My mother also loved this gift as well! She didn't expect the ball to laugh! :D Great ass for her collection"]. Answer: yes.

Input: [question: So building regular exia is possible in this kit?, document: "I hadn't seen much of Gundam Exia, and my favorite Gundam was the 00 Raiser. Now that I am collecting model kits, I'll say, that Exia is my favorite Gunda.", "Sadly like most models I have bought this guy comes with a beam that you need to color, and this one is actually useful because he has this piece where he can stick the beams on his foot armor. Overall this is my favorite exia model and i would recommend for any Gundam fan 00 or not b/c this guy ROOCCCKSS!", "This thing is very cool he has is very colorful when you put on the stickers because the yellow really brings out his beauty. It comes with a stand that you will HAVE to use if you want to pose this dude with the leg armor on. ", "this is a very good model with the gundam. I like it very much. I think it is worth at these money.", "Some of the parts are fairly loose, overall this figure is a good buy and i would recommend buying it."]. Answer: cannot answer.

## D.3 Template of CP

### Instruction

Analysis the user's purchase history, predict if the user would like to buy the candidate product. Only output yes or no.

### Examples

Input: [purchase history: "Product 1: X3 Industrial Blue Nitrile Gloves, Box of 200, 3 Mil, Size Large, Latex Free, Powder Free, Textured, Disposable, Non-Sterile, Food Safe, X3D46100BX, X3D46100-BX. Product 2: Brita Water Filter Replacements for Sink, Faucet Mount Water Filtration System for Tap Water, Reduces 99% of Lead, Chrome, 2 Count. Product 3: Brita Water Filter for Sink, Complete Faucet Mount Water Filtration System for Tap Water, Reduces 99% of Lead, White. Product 4: DEWALT 20V MAX\* XR Rotary Hammer Drill, D-Handle, 1-Inch, Tool Only (DCH133B).", candidate product: "Prescott Plastics 0.5 Inch Square Plastic Plug Insert (20 Pack), Black End Cap for Metal Tubing, Fence, Glide Insert for Pipe Post, Chairs and Furniture."].



Answer: yes.

Input: [purchase history: "Product 1: Coleman Cable 23538805 Cord Set, 16/3 80' SJTW Green. Product 2: Lutron Maestro Motion Sensor Switch, 2 Amp, Single Pole, MS-OPS2-WH, White. Product 3: Lutron Maestro LED+ Motion Sensor Dimmer Switch | No Neutral Required | MSCL-OP153M-BI | Biscuit. Product 4: KOHLER K-5282-NA Strive 35-1/2 x 20-1/4 x 9-5/16 Undermount Double-Bowl Kitchen Sink with Basin - Rack, X-Large/Medium, Stainless Steel. Product 5: Brita Standard Water Filter Replacements for Pitchers and Dispensers, Lasts 2 Months, Reduces Chlorine Taste and Odor, 4 Count.", candidate product: "Aigostar LED USB Rechargeable Book Light for Reading in Bed, Clip on Reading Book Light with Gooseneck, Desk Table Lamp with 3 Brightness Dimmable, Eye Care Portable Bed Bedside Clamp Light White."]. Answer: no.

## D.4 Template of SR

### Instruction

Estimate the user's intent based on the user's purchase history, and predict the next product that the user is most likely to purchase from the given options. Only answer from options.

### Examples

Input: ["Product 1: DreamSpa 3-way Shower Combo PLUS Instant-Mount Drill-Free Slide Bar - Enjoy Overhead & Handheld Shower Head with HeightAngle Adjustable Bracket and Stainless Steel Hose for Ultimate Convenience! Product 2: Ivation Motion-Activated Outdoor Solar-Powered Floodlight with 53 Bright LEDs. Product 3: Moen SMA1005CH Home Care Securemount Anchor, 1 Anchor, Chrome. Product 4: Globe Electric 6-Light Adjustable S-Shape Track Lighting, Black Color, Bulbs Included, Track Lighting Kit, Ceiling Light Fixture."]. Options: [A: SE Deluxe Butane Power Torch with Built-In Ignition System - MT3001.; B: DEWALT, DCG412B, 20V MAX Cut-Off Tool ONLY includes Unit Instruction Guide.; C: Spectrum Diversified OTCOTD Paper Towel Holder, 5H x 11-34W x 1-58D, Brushed Nickel.; D: Design House 516732 Monterey 1 Light Wall Light, Oil Rubbed Bronze.; E: Dead On DO-FR Framers Rig, 1 Size Fits All.]. Answer: C.

Input: ["Product 1: SadoTech Wireless Doorbells for Home, Apartments, Businesses, Classrooms, etc. - 1 Door Bell Ringer & 2 Plug-In Chime Receiver, Battery Operated, Easy-to-Use, Wireless Doorbell wLED Flash, White. Product 2: BOSCH GLM 15 Compact Laser Measure, 50-Feet. Product 3: ZEEFO Retro LED Night Light Wireless PIR Motion Sensor

Light, Activated Step lighting Lamps, Indoor/Outdoor Battery-Operated Light-Sensitive Portable Moving Table Lamp for Kids Room, Hallway. Product 4: Big Floors GarageTrac Diamond, Durable Copolymer Interlocking Modular Non-Slip Garage Flooring Tile, Red."]. Options: [A: GE Ultrabrite LED Night Light, Dimmable, 100 Lumens, Plug-in, Dusk to Dawn Sensor, UL-Listed, Ideal for Bedroom, Bathroom, Nursery, Kitchen, Hallway, 46789, White, 2 Count.; B: Himalayan Glow SPT-2 Original Replacement Electric Cord with (ETL Certified) Dimmer Switch.; C: Heavy Duty Professional 2-13mm 12-inch SDS-Plus Keyless Adapter with Drill Chuck.; D: goldenwarm Pocket Door Lock, Matte Black Contemporary Privacy Square Pocket Door Hardware, Black Sliding Pocket Door Lock(1 Pack)]. Answer: A.

## D.5 Template of MPC

### Instruction

Predict the relevance between the query and product by analyzing the user's query and product title. Here are the options: ['A: The product is relevant to the query, and satisfies all the query specifications.', 'B: The product is somewhat relevant. It fails to fulfill some aspects of the query but the product can be used as a functional substitute.', 'C: The product does not fulfill the query, but could be used in combination with a product exactly matching the query.', 'D: The product is irrelevant to the query.']. Output the option that best describes the relevance. Only answer from options.

### Examples

Input: [query: st ives pink lemon and mandarin orange scrub, product title: St Ives Body Wash 24 Ounce Radiant (LemonMandarin) (709ml) (3 Pack)]. Answer: C.

Input: [query: baby swings for infants clearance', product title: Fisher-Price Infant-to-Toddler Rocker Floral Confetti, stationary baby seat and rocking chair with toys]. Answer: B.

## D.6 Template of PSI

### Instruction

Given a user's query and product information, identify if the product is somewhat relevant to the query but fails to fulfill some aspects of the query but the product can be used as a functional substitute. Only answer yes or no.

### Examples

Input: [query: patek philips watch women, product

title: Bruno Magli Women’s Valentina 1064 Swiss Quartz Italian Leather Strap Watch (White)]. Answer: yes.

Input: [query: red dot sight sightmark, product title: Sightmark Wolverine FSR LQD Red Dot Sight, SM26020-LQD]. Answer: no.

## D.7 Template of PRP

### Instruction

Given the information of two products, predict the relation of the two products. Here are the options: ['A: Users who buy product 1 may also buy product 2.', 'B: Users who view product 1 may also view product 2.', 'C: The product 1 is similar with the product 2.']. Only answer from options.

### Examples

Input: [product 1 title: DEWALT DC821KA 18-Volt 1/2-Inch Compact Impact Wrench, product 2 title: DEWALT 20V Max XR Impact Wrench Kit, Brushless, High Torque, Detent Pin Anvil, 1/2-Inch, Cordless (DCF899M1)]. Answer: B.

Input: [product 1 title: Wilton B.A.S.H 12" Sledge Hammer, 2.5 Lb (20212), product 2 title: Crescent 14 Piece 12 Point SAE Combination Wrench Set with Tool Roll - CCWS4]. Answer: A.

## D.8 Template of SA

### Instruction

Given the user’s review information, identify the user’s sentiment. Answer from the options: ['A: very positive', 'B: positive', 'C: neutral', 'D: negative', 'E: very negative'].

### Examples

Input: [review: Awesome. But cheap hardware It’s a nice product and works well but they came with cheap screws which broke midway screwing it in the wall. Which now I cant take the broken screw out.]. Answer: B.

Input: [review: Received them in a good packaging, no damages I purchased a 12 pack of these lights. Product was as described. Received them in a good packaging, no damages. Customer service from the seller was great. They answered all my questions over the phone prior to placing the order. Very easy to install; fits perfectly into the housing (retrofit). Works great with the LED dimmer. There is no noise from any of the bulbs.]. Answer: A.

## E Model Size and Budget

The model size and budget are reported in Table A10.

Model	GPU Memory	Training Time
SUMEI <sub>Llava</sub>	25B	11.5h
SUMEI <sub>CASLIE</sub>	15B	4.0h

Table A10: Model budget and size.