

# Effect Identification and Unit Categorization in the Multi-Score Regression Discontinuity Design with Application to LED Manufacturing

Philipp Alexander Schwarz\*

AMS Osram

University of Hamburg

Philipp.Schwarz@ams-osram.com

Oliver Schacht\*

University of Hamburg

oliver.schacht@uni-hamburg.de

Sven Klaassen

University of Hamburg

Economic AI

Johannes Oberpriller

AMS Osram

Martin Spindler

University of Hamburg

Economic AI

## Abstract

*RDD (Regression discontinuity design)* is a widely used framework for identifying and estimating causal effects at the cutoff of a single running variable. In practice, however, decision-making often involves multiple thresholds and criteria, especially in production systems. Standard *MRD (multi-score RDD)* methods address this complexity by reducing the problem to a one-dimensional design. This simplification allows existing approaches to be used to identify and estimate causal effects, but it can introduce non-compliance by misclassifying units relative to the original cutoff rules. We develop theoretical tools to detect and reduce “fuzziness” when estimating the cutoff effect for units that comply with individual subrules of a multi-rule system. In particular, we propose a formal definition and categorization of unit behavior types under multi-dimensional cutoff rules, extending standard classifications of compliers, always takers, and never takers, and incorporating defiers and indecisive units. We further identify conditions under which cutoff effects for compliers can be estimated in multiple dimensions, and establish when identification remains valid after excluding never takers and always takers. In addition, we examine how decomposing complex Boolean cutoff rules (such as AND- and OR-type rules) into simpler components affects the classification of units into behavioral types and improves estimation by making it possible to identify and remove non-compliant units more accurately. We validate our framework using both semi-synthetic simulations calibrated to production data and real-world data from opto-electronic semiconductor manufacturing. The empirical results demonstrate that our approach has practical value in refining production policies and reduces estimation variance. This underscores the usefulness of the MRD framework in manufacturing contexts.

**Keywords:** Causal Inference, Machine Learning, Regression Discontinuity, Causal Effect Identification, Multi-Score RDD, Rework, Production Optimization, Phosphor-converted white LEDs

## 1 Introduction

In many areas of economics and management, decision-making depends on multiple criteria. Examples include targeted marketing, education policies, and political advertising. The complexity of such settings

---

\*The authors contributed equally.

has motivated the development of formal approaches such as multi-criteria decision analysis, which make trade-offs explicit and offer methods for comparing and ranking alternatives. Once such decision rules are applied in practice, a further challenge is to assess their causal impact. The focus then shifts from choosing among options to evaluating the consequences of those choices. Causal inference, and in particular regression discontinuity design (RDD), provides tools for this purpose.

RDD is a well-established quasi-experimental approach for identifying causal effects whenever treatment assignment changes discontinuously at a threshold in an observed running variable. It has been applied in diverse fields, including economics [Hartmann et al., 2011, Card et al., 2015, Flammer, 2015, Calvo et al., 2019], public policy [Lee, 2008] and the social sciences [Angrist and Lavy, 1999]. The appeal of RDD lies in its ability to produce credible causal estimates without relying on the assumptions that are required for most causal inference approaches. In particular, it does not require *unconfoundedness* Rubin [1974] or *global positivity* [Austin, 2011], but instead depends on continuity of potential outcomes and the absence of precise manipulation around the cutoff.

The classic RDD exploits a discontinuity in a single treatment assignment rule that depends on an observed running or score variable. When correctly specified, this setting enables average treatment effects to be identified for units near the cutoff. Under mild conditions, it further allows counterfactual reasoning about the decision rule in a small neighborhood around the boundary [Cattaneo et al., 2019, Imbens and Lemieux, 2008, Lee and Lemieux, 2010].

As noted above, treatment decisions in many real-world contexts are based on multiple criteria, particularly in industrial, operational, and engineering systems [Sabaei et al., 2015]. The natural extension of the classical RDD is multi-score RDD (MRD). In MRD, treatment depends on a joint rule requiring that multiple score variables satisfy specified threshold conditions simultaneously. The idea was first proposed by Papay et al. [2011]. Influential surveys that develop estimators and examine them empirically include Reardon and Robinson [2012], Wong et al. [2013] and Porter et al. [2017]. MRD has been widely applied, especially in test-score-based settings [An et al., 2024] and geographical applications [Keele and Titiunik, 2015]. However, strategies for identifying MRD effects when multiple cutoffs are combined through arbitrary Boolean rules are still underdeveloped in the literature.

This paper addresses the identification and estimation challenges that arise in multi-score RDD settings. We develop new results tailored to these contexts. In particular, we introduce a formal framework that defines and categorizes behavioral types (“compliers”, “always takers”, “never takers”, “defiers”) and analyzes how these types transform when treatment assignment rules change. We investigate general Boolean cutoff mechanisms, such as “AND-type” and “OR-type” rules, which are commonly observed in MRD applications, and analyze how their properties influence local identification. Further, we demonstrate how the complier effect can be identified using these categories. Finally, we illustrate our results with data from a light-emitting diode (LED) production facility, in which each batch is evaluated based

on several metrics, such as mean color point measurements or the proportion of units within a lot that meet specified quality requirements.

Our application of the proposed strategies to data from the LED manufacturing industry demonstrates the usefulness of the framework in a real-world setting where treatment assignment depends on multiple quality indicators. We combine the framework with recently developed estimators that use machine learning adjustments to further reduce variance in estimation [Noack et al., 2024]. Estimating the causal effect of threshold-based production decisions provides guidance for tuning decision thresholds to improve manufacturing outcomes. In practice, managers need to understand how marginal adjustments to these thresholds affect outcomes such as yield rates and thus overall production efficiency. We complement the empirical analysis with a simulated study based on a semi-synthetic replica of the production environment, highlighting the value of multi-score RDD for counterfactual analysis and manufacturing policy design.

This study contributes to the operations research literature by linking advances in causal machine learning with practical decision-making in manufacturing systems. Our theoretical results on effect identification in MRD create new opportunities for its application in decision-making contexts. By accommodating complex, multi-criteria assignment mechanisms, the framework reflects the realities of operational decision-making practice and provides tools for more informed and effective policy design.

The paper is organized as follows. Section 2 reviews related literature on RDD and its extensions to multi-score settings. Section 3 presents our theoretical framework for identification under general Boolean assignment rules. Section 4 describes the empirical application in opto-electronic semiconductor manufacturing. Section 5 reports results from synthetic and semi-synthetic environments. Section 6 discusses findings from the real-data application, emphasizing the implications for threshold calibration and production efficiency. Section 7 concludes.

## 2 Related Literature

RDD dates back to a study on scholarship programs by Thistlethwaite and Campbell [1960]. In the following decades, the approach gained popularity in the social sciences, with notable applications by Angrist and Lavy [1999] and Black [1999]. Building on this early empirical work, Hahn et al. [2001] provided the first formalized treatment of RDD within the potential outcomes framework and established non-parametric identification and estimation results for both sharp and fuzzy designs, firmly establishing RDD as a core method in modern econometrics.

Important surveys, including those by Imbens and Lemieux [2008], Lee and Lemieux [2010] and Cattaneo et al. [2019], synthesize guidance on estimation choices in RDD, such as bandwidth selection, polynomial order, and diagnostic checks. More recently, several theoretical advances have refined the method. Calonico et al. [2014] developed bias-corrected point estimators and robust confidence intervals that improve coverage accuracy and have become the empirical default for RDD inference. Calonico

et al. [2019b] examined the inclusion of covariates in local regression to reduce variance, while Calonico et al. [2019a] analyzed optimal bandwidth selection for robust estimators. Further extensions incorporate machine-learning-based covariate adjustments to further reduce variance, integrating RDD into the broader toolbox of causal machine learning [Kreiss and Rothe, 2022, Arai et al., 2025, Noack et al., 2024].

The idea of extending RDD to multi-score settings dates back to Papay et al. [2011], who showed that causal effects can be identified along a two-dimensional cutoff frontier when program eligibility depends jointly on multiple scores. Reardon and Robinson [2012] systematically collected and formalized MRD identification strategies for cases in which running variables jointly cross their cutoffs to form a multidimensional frontier, corresponding to an “AND”-type rule. They introduced frontier-projection and distance-based estimators, and highlighted the steep data-density and bandwidth challenges that arise as the dimensionality of the assignment space grows. Wong et al. [2013] advanced this line of work with extensive simulation studies, demonstrating that estimators that weight observations along the entire cutoff frontier achieve lower bias and higher efficiency than naïve one-dimension-at-a-time approaches. Their findings underscore the importance of exploiting the joint assignment rule in practice. In another large-scale study, Porter et al. [2017] reached similar conclusions and provided practical recommendations for MRD applications. A related special case, geographic RDD, was introduced by Keele and Titiunik [2015] to evaluate policies along irregular geographic borders.

More recent research has focused on theoretical advances. Choi and Lee [2018] allowed for partial treatment effects when only some running variables cross their cutoffs and introduced thin-plate spline estimators to flexibly recover heterogeneous impacts along a high-dimensional frontier. Building upon earlier work by Imbens and Zajonc [2009], Choi and Lee [2023] analyzed two-dimensional MRD under limited compliance and examined the consequences for estimating complier effects in fuzzy MRD.

Research has also produced more sophisticated MRD estimators. [Imbens and Wager, 2019] proposed a minimax approach, [Liu and Qi, 2024] introduced decision-tree methods, and [Sawada et al., 2025] developed fully multivariate local-polynomial estimators. Cattaneo et al. [2025] examined the statistical properties of important MRD estimators in detail and provided practical recommendations.

RDD has additionally been applied in a variety of business and management contexts. [Hünermund et al., 2021] studied its use in business decision-making, while Ho et al. [2017], Mithas et al. [2022] examined applications in production and operations management. Calvo et al. [2019] used a one-dimensional fuzzy RDD to estimate the effect of procurement officers on budget overruns and delays in public infrastructure projects. Leung et al. [2020] analyzed the effects of labor unionization on the operating performance of supplier firms. In the automobile sector, Hu et al. [2021] employed RDD to assess the impact of regulatory changes on compliance. To the best of our knowledge, however, neither RDD nor MRD has yet been directly applied to production policies.

This paper contributes to the literature in two main ways. First, we derive new theoretical results

on unit categorization and effect identification in MRD, which are particularly useful in settings with complex, multi-dimensional decision rules. Secondly, we apply these results to real data, demonstrating the applicability of MRD in operations policy-making and providing evidence to guide actual production policy.

### 3 General Identification Strategies in Multi-score RDD

In this section, we first review the basic elements of the RDD and its extension to the multi-score case. We then introduce a formal definition of common unit types (e.g., compliers, defiers) in multi-score, two-stage decision settings that employ cutoff rules for treatment assignment. Using this categorization, we derive an identification result and show that, under certain assumptions, identification does not depend on subsets of unit types with constant response. Finally, we derive rules describing how unit classifications change as assignment rules become more complex.

#### 3.1 Regression Discontinuity Design

RDD builds on the groundwork of Hahn et al. [2001], which provides a formal justification for effect identification and estimation. An RDD consists of three main elements: a score  $X$  that measures a characteristic of the units, a cutoff  $c$  that splits the support of the score into two groups, and a treatment  $D$  that is assigned to each unit depending on whether its score lies above or below the cutoff,  $D_i = \mathbb{1}[X_i \geq c]$  [Cattaneo et al., 2019].

Typically, the parameter of interest is the average treatment effect at the cutoff  $c$ ,  $\mathbb{E}[Y(1) - Y(0) \mid X = c]$ , where  $Y(1)$  and  $Y(0)$  denote the potential outcomes under treatment and control, respectively Rubin [2005]. Identification of this effect relies on the following key assumption:

**Assumption 1** (Continuity). *The conditional mean of the potential outcomes,  $\mathbb{E}[Y_i(d) \mid X_i = x]$  for  $d \in \{0, 1\}$ , is continuous at the cutoff  $c$ .*

This assumption implies that units with scores close to but on opposite sides of the cutoff are comparable in all relevant aspects [Hahn et al., 2001]. To rule out selection on gains, it is further required that units near the threshold cannot perfectly manipulate their scores. Formally, for sufficiently small  $\epsilon > 0$ ,  $\mathbb{E}[Y(1) - Y(0) \mid D, X = x] = \mathbb{E}[Y(1) - Y(0) \mid X = x]$  must hold for  $x \in (c - \epsilon, c + \epsilon)$  [Chernozhukov et al., 2024].

Under these relatively mild assumptions, RDD provides inference around the threshold that is as credible as inference from a randomized experiment [Lee, 2008]. The average treatment effect at the cutoff,

$$\tau_0 = \mathbb{E}[Y_i(1) - Y_i(0) \mid X_i = c] \tag{1}$$

can be identified as

$$\tau_0 = \lim_{x \rightarrow c^+} \mathbb{E}[Y_i | X_i = x] - \lim_{x \rightarrow c^-} \mathbb{E}[Y_i | X_i = x] \quad (2)$$

Hahn et al. [2001].

### 3.2 Problem description

While standard RDD is suitable for analyzing the effect of a single score variable at a cutoff, real-world treatment decisions often depend on multiple score variables. For example, treatment  $T_i = 1$  may be assigned to unit  $i$  only if both criteria  $X_{1,i} > c_1$  and  $X_{2,i} > c_2$  are met. Such multi-score cases are often reduced to a standard RDD by transforming the variables into a single composite score, allowing identification and estimation to be justified by results from the one-dimensional case. A drawback of this approach, however, is the reduced interpretability of the transformed score. This raises the question of the precise conditions under which a treatment effects exist and can be identified in a multi-score setting. In particular, a well-defined multidimensional cutoff effect requires some independence of the directions from which the cutoff is approached.

In applications, the aim is usually to optimize the treatment assignment  $T_i$  in order to improve the outcome  $Y_i$ . In some critical systems, however, only gradual adjustments to  $T_i$  are feasible. In such cases, part of the assignment rule  $T_i$  may be treated as fixed; for example  $H_i := \mathbb{1}[X_{2,i} > c_2]$  is accepted as given, while the remaining part, that is  $G_i := \mathbb{1}[X_{1,i} > c_1]$ , is subject to optimization. The effect of a subrule  $G$  at its cutoff can therefore provide insights into how the overall assignment rule  $T$  might be improved. In some settings, the assignment rule  $T$  serves only as a recommendation, and the actual treatment  $D$  may deviate from it. In the RDD literature, this case is referred to as “fuzzy”. Altogether, this leads to a hierarchy of decision rules  $G \rightarrow T \rightarrow D$ . Each step in the hierarchy obscures the assessment of  $G$  (for example, evaluation of the optimal value of cutoff  $c_1$ ) because at every level of it a unit may become non-compliant. Knowledge of the unit’s compliance type with respect to  $(G, D)$ , however allows these ambiguities to be addressed. In practice, this is usually handled using a fuzzy RDD estimator, which adjusts the sharp effect estimate by incorporating an estimate of the treatment probability  $\Pr(D_i = 1 | G_i)$ , thereby recovering a complier effect.

In contrast, we categorize unit behavior with respect to the rules  $(G, D)$  into the standard compliance types: compliers, defiers, nevertakers, alwaystakers, and an additional category of indecisive units. Based on this categorization, we derive assumptions for identifying the complier effect with respect to  $(G, D)$ . We then examine conditions under which non-change units (e.g., nevertakers) can be excluded without affecting identification and thus avoiding some of the ambiguities. For example, units with  $X_{2,i} \leq c_2$  always have  $T_i = 0$  regardless of  $G_i$  and thus may not contribute to the complier effect of  $G$ . In some cases, this subsetting principle justifies the use of sharp RDD estimators, which are typically more stable than their fuzzy counterparts. Finally, we show how the unit classifications change when moving on

the hierarchy from simple to more complex assignment rules, incorporating knowledge of intermediate categorizations.

### 3.3 Setup

We use the notation  $\mathbb{R}_{>0}^K := \{x \in \mathbb{R}^K \mid \forall 0 \leq j \leq K : x_j > 0\}$  for vectors with positive components and adapt it in the canonical way for the cross product of other ordered sets and relations (e.g.,  $\mathbb{R}_{<y}^K$  or  $\mathbb{N}_{\leq k}$ ). Let  $e_1, \dots, e_K \in \mathbb{R}^K$  denote the standard basis vectors, and let  $\langle \cdot, \cdot \rangle$  the standard inner product in  $\mathbb{R}^K$ . For linear spaces  $U$  and  $V$  over  $\mathbb{R}$  with  $U \cap V = \{0\}$ , we write  $U \oplus V$  for their direct sum.

For each individual  $i$ , let  $X_i = (X_{1,i}, \dots, X_{K,i}) \in \mathbb{R}^K$  denote the vector of score variables. Given  $c \in \mathbb{R}^K$ , let  $I_i(c) := (I_{1,i}(c_1), \dots, I_{K,i}(c_K))$  define the indicator vector, where  $I_{k,i}(c_k) := \mathbb{1}[X_{k,i} > c_k]$ . Let the observed outcome for individual  $i$  be  $Y_i$ . We treat the entries of  $I_i(c)$  as Boolean variables and allow any composition of AND, OR, and negation ( $\wedge, \vee, \bar{\phantom{x}}$ ) over this set of atoms to form general Boolean functions  $g(I_i(c))$ .

**Definition 1.** A mapping  $T : \mathbb{R}^K \rightarrow \{0, 1\}$  is called a *decision rule*. We say that a decision rule  $T$  is a *cutoff rule* on  $\mathbb{R}^K$  if there exists a Boolean mapping  $g$  such that  $T_i = T(X_i) = g(I_i)$ . That is,  $T$  determines the individual decisions  $T_i$  by applying cutoffs to the components of  $X_i$ .

With slight abuse of notation, we use  $T(c)$ ,  $T(X_i \mid c)$  and  $T_i(c)$  to indicate the use of a specific cutoff  $c \in \mathbb{R}^K$ . Note that

$$T(X + \epsilon \mid c) = T(X \mid c - \epsilon) \quad \text{and} \quad T(\lambda X \mid c) = T\left(X \mid \frac{c}{\lambda}\right) \quad (3)$$

holds for  $\epsilon \in \mathbb{R}^K, \lambda \in \mathbb{R}_{>0}$ . Thus, without loss of generality, we assume the cutoff of interest is  $c = 0$ . We suppose that the outcome  $Y_i$  depends in the following way on a cutoff rule  $T$  and a general decision rule  $D$ :

$$\begin{aligned} Y_i = Y_i(T_i, D_i) &= \left( Y_i(0, 0)(1 - D_i) + Y_i(0, 1)D_i \right) (1 - T_i) \\ &\quad + \left( Y_i(1, 0)(1 - D_i) + Y_i(1, 1)D_i \right) T_i, \end{aligned}$$

where  $T$  is the treatment assignment and  $D$  is the implemented treatment. Unless otherwise stated, we impose no further assumptions on  $D$ , except that it is a decision rule.

### 3.4 Unit Categorization

Given this setup, certain groups of individuals are of particular interest: nevertakers, alwaystakers, compliers and defiers with respect to the pair  $(T, D)$  or to  $(G, D)$ , where  $G$  is a subrule of  $T$ . A meaningful categorization of unit  $i$ 's requires counterfactual reasoning: we must consider how hypothetical changes

in the cutoff (or, equivalently, in the observed score values) would have changed the responses  $T_i$  and  $D_i$ . Figure 1 illustrates this idea for  $D := I_1 \wedge I_2$  and  $T := I_1$ , and shows that only changes  $c \in \mathbb{R}^2$  that

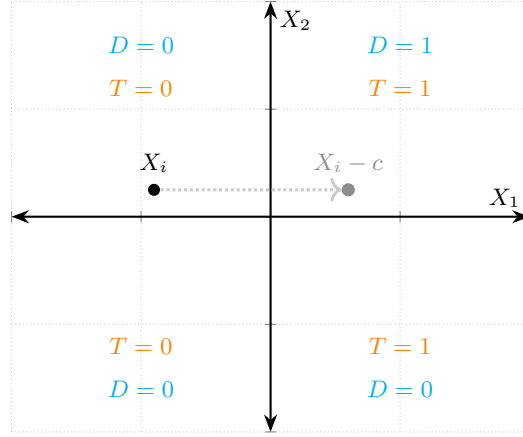


Figure 1: Cutoff rules  $D = I_1 \wedge I_2$  and  $T = I_1$ . The decision boundaries coincide with the coordinate axes. When  $X_2 > 0$ ,  $T$  complies with  $D$ ; otherwise,  $D = 0$  regardless of the value of  $X_1$ , which governs the behavior of  $T$ .

affect  $T$  are relevant for categorizing the behavior of a unit  $i$  with respect to  $(T, D)$ . Additional variables that affect only  $D$  may not be controllable or even observable. The following definition formalizes the intuition behind relevant directions of change in a cutoff rule.

**Definition 2.** Let  $T$  be a cutoff rule on  $\mathbb{R}^K$ . Define

$$S(T) := \left\{ k \in \mathbb{N}_{\leq K} \mid \exists c \in \mathbb{R}^K, \lambda \in \mathbb{R} : T(0 \mid c + \lambda e_k) \neq T(0 \mid c) \right\}$$

as the set of support directions of  $T$ . The support of  $T$  is then defined as the linear span of these directions:

$$\text{supp}(T) := \left\{ \sum_{k \in S(T)} \lambda_k e_k \mid \lambda_k \in \mathbb{R}, k \in S(T) \right\}$$

This technical definition greatly simplifies the treatment of equivalent cutoff rules for example when  $T := I_1 \wedge (I_2 \vee \overline{I_2})$  and  $G := I_1$ . It also makes it possible to compare  $T$  and  $D$  on their common domain. The notion of the support of a cutoff rule is motivated by the existence of changes along coordinate directions. It follows almost immediately that if the support is empty, then no changes are possible along linear combinations of the coordinate directions. This property justifies the definition.

**Lemma 1.**  $T$  is constant if and only if  $S(T) = \emptyset$ , or equivalently, if and only if  $\text{supp}(T) = \{0\}$ .

From this point on, we assume that  $T$  is non-degenerate, i.e.,  $\text{supp}(T) \neq \{0\}$ . In the introductory AND-rule example, with  $D := I_1(c) \wedge I_2(c)$  and  $T := I_1(c)$ , we obtain  $\text{supp}(T) = \mathbb{R} \times \{0\}$  and  $\text{supp}(D) = \mathbb{R}^2$ . If a unit  $i$  complies with the assigned treatment  $T$  relative to the actual treatment  $D$ , then  $T_i$  should coincide with  $D_i$  even under hypothetical changes of the cutoff  $c_1$ , as illustrated in Figure 1. A more refined, local definition could weaken this requirement to “any reasonable changes” (e.g. perturbations in



a neighborhood of the cutoff), but for clarity we adopt the global one. In other words, both rules should agree on the support of  $T$ , which in this case occurs if  $X_{2,i} > c_2$ . Thus, it is  $X_{2,i}$  and  $c_2$  that govern the behavior of unit  $i$ . To make this distinction explicit, it is useful to introduce notation for entries  $X \in \mathbb{R}^K$  that do not affect  $T$ :

$$N^T := \left\{ X \in \mathbb{R}^K \mid T(X \mid c) = T(0 \mid c) \text{ for all } c \in \mathbb{R}^K \right\}$$

In particular, one can show the following.

**Proposition 1.** *For each  $X \in \mathbb{R}^K$ , there exists a unique decomposition  $X = X^T + X^{\perp T}$  with  $X^T \in \text{supp}(T)$  and  $X^{\perp T} \in N^T$ . The decomposition given by the orthogonal projection  $P_T(X) := \sum_{k \in S(T)} \langle X, e_k \rangle e_k$  onto  $\text{supp}(T)$  satisfies the above properties.*

Thus, according to Proposition 1, the score space decomposes as

$$\mathbb{R}^{|S(T)|} \times \mathbb{R}^{K-|S(T)|} \simeq {}^1 \text{supp}(T) \oplus N^T = \mathbb{R}^K.$$

The first component captures the behavior of  $T$ , whereas the second component consists of free variables that do not affect  $T$ , but may influence the unit category. This observation motivates the following general definition of the unit categories.

**Definition 3.** *Let  $i$  be a unit and let  $X_i = X_i^T + X_i^{\perp T}$ . Then  $i$  is said to be:*

1. *a nevertaker (of  $T$  with respect to  $D$ ) iff  $D(X_i^{\perp T} - c) = 0$*
2. *an alwaystaker (of  $T$  with respect to  $D$ ) iff  $D(X_i^{\perp T} - c) = 1$*
3. *a complier (of  $T$  with respect to  $D$ ) iff  $T(0 \mid c) = D(X_i^{\perp T} - c)$*
4. *a defier (of  $T$  with respect to  $D$ ) iff  $T(0 \mid c) \neq D(X_i^{\perp T} - c)$*

*for all  $c \in \text{supp}(T)$ . Let the sets of alwaystakers, nevertakers, compliers and defiers be denoted by  $\text{At}(T, D)$ ,  $\text{Nt}(T, D)$ ,  $\text{ComP}(T, D)$  and  $\text{DeF}(T, D)$ .*

In the special case where  $D$  is a cutoff rule, these definitions admit the following intuitive equivalencies, which capture the notion of simultaneous cutoff changes along the relevant directions.

**Proposition 2.** *Let  $D$  be a cutoff rule on  $\mathbb{R}^K$ . The unit  $i$  is:*

1. *a nevertaker (of  $T$  with respect to  $D$ ) iff  $D_i(c) = 0$*
2. *an alwaystaker (of  $T$  with respect to  $D$ ) iff  $D_i(c) = 1$*
3. *a complier (of  $T$  with respect to  $D$ ) iff  $T_i(c) = D_i(c)$*
4. *a defier (of  $T$  with respect to  $D$ ) iff  $D_i(c) \neq T_i(c)$*

*for all  $c \in \text{supp}(T)$ .*

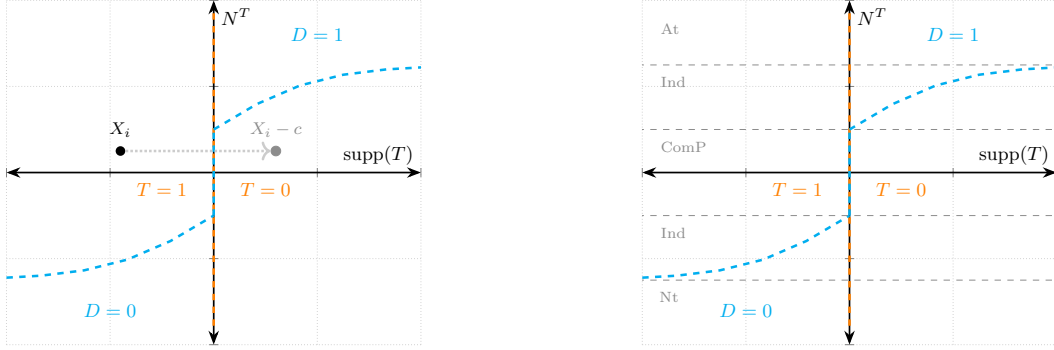
Definition 3 indeed introduces well-defined categories, which can be summarized as follows:

---

<sup>1</sup>Both linear spaces are isomorphic

**Proposition 3.** *The sets  $\text{At}(T, D)$ ,  $\text{Nt}(T, D)$ ,  $\text{ComP}(T, D)$  and  $\text{DeF}(T, D)$  are pairwise disjoint.*

In general, these categories are not exhaustive, since  $D$  may not be constant nor equal to  $T$  or  $\bar{T}$  on the support of  $T$ . We call the remaining category *indecisive* and denote the set of *indecisive units* (of  $T$  with respect to  $D$ ) by  $\text{Ind}(T, D)$ . A unit  $i$  is indecisive iff  $c \mapsto D(X_i^{\perp T} - c)$  is not constant on  $\text{supp}(T)$  and there exist  $c, \hat{c} \in \text{supp}(T)$  such that  $T(X_i | c) = D(X_i^{\perp T} - c)$  and  $T(X_i | \hat{c}) \neq D(X_i^{\perp T} - \hat{c})$ . Figure 2 visualizes the general case in which  $D$  is not a cutoff rule.



(a) No matter which change  $c$  of  $X_i$  in the  $\text{supp}(T)$  plane we imagine, the responses of  $D$  and  $T$  are equal. A shift of score  $X_i$  by  $c$  is equivalent to a simultaneous shift of the decision boundaries by  $c$ , which amounts to a coordinate shift for  $D$  and a cutoff shift for  $T$  motivating Definition 3. (b) Unit categorizations with respect to  $(T, D)$ . While  $\text{supp}(T)$  captures the directions in which  $T$  can change, unit behavior is determined by  $N^T$ . The space is partitioned (from top to bottom) into areas of alwaystakers, indecisives, compliers, indecisives and nevertakers of  $T$  with respect to  $D$ .

Figure 2: General case with  $D$  not being a cutoff rule. The decision boundaries of  $T$  and  $D$  are indicated with orange and blue dashed lines.

From this point forward, whenever we assume that  $D$  is a cutoff rule, we restrict attention to the cases in which  $D$  contains at least as much information for decision-making as  $T$ . This means that  $D$  might depend on  $I_{k,i}(0)$  for  $k \in S(T)$ . In addition, we suppose that  $D$  does not depend on  $I_{k,i}(c)$  with  $c \neq 0$  for  $k \in \text{supp}(T)$ , effectively restricting attention to rules with zero cutoff. This restriction narrows the general case. For example, suppose the decision-maker  $D$  behaves opportunistically, ignoring all but one score  $X_k$ , only complying with  $T$  when  $X_k$  exceeds some higher cutoff  $0 < c_k < X_k$ .

Even for cutoff rules  $D$  under these restrictions, indecisive units are possible. For example, let  $D := (\bar{I}_1 \wedge I_2)$  and  $T := I_1 \wedge I_2$ . Then  $\text{supp}(T) = \mathbb{R}^2 = \text{supp}(D)$  and for  $T(0|0) = D(0|0)$  but  $0 = T(0|(-1, 1)) \neq D(0|(-1, 1)) = 1$ . Thus,  $D$  is not constant and differs from  $T$  and  $\bar{T}$  on the support of  $T$ . Given  $T$  with  $\dim(\text{supp}(T)) > 1$ , one can always construct a cutoff rule  $D$  that produces indecisive items. At least one can prove the following:

**Proposition 4.** *Let  $i$  denote an individual. Then  $i \in \text{At}(T, D) \cup \text{Nt}(T, D) \cup \text{DeF}(T, D) \cup \text{ComP}(T, D)$  for all cutoff rules  $D$  if and only if  $\dim(\text{supp}(T)) = 1$ .*

Moreover, our definitions of alwaystakers, nevertakers and compliers imply the corresponding definitions in Imbens and Lemieux [2008]. For this, let  $c^+, c^- \in \text{supp}(T)$  be two directions that induce change

in  $T$ , so that:

$$\lim_{\lambda \rightarrow 0} T(X_i | \lambda c^+) = 1 \text{ and } \lim_{\lambda \rightarrow 0} T(X_i | \lambda c^-) = 0$$

Using the above complier definition

$$T(X_i | c) = T(X_i^T | c) = T(0 | c - X_i^T) = D(X_i^{\perp T} + X_i^T - c) = D(X_i - c)$$

for  $c \in \text{supp}(T)$ . In particular,  $T$  and  $D$  coincide in a neighborhood of zero, and thus

$$\lim_{\lambda \rightarrow 0} D_i(\lambda c^+) = \lim_{\lambda \rightarrow 0} D(X_i - \lambda c^+) = 1 \text{ and } \lim_{\lambda \rightarrow 0} D_i(\lambda c^-) = \lim_{\lambda \rightarrow 0} D(X_i - \lambda c^-) = 0$$

where  $D_i(c) := D(X_i - c)$  for  $c \in \text{supp}(T)$ . The corresponding statements for nevertakers and alwaystakers follow analogously. By requiring consistency in the limit for any direction, one arrives at a local definition of unit categories that is sufficient for the multi-score RDD setting. Before turning to the identification results, we expand on the AND-rule example.

**Example (AND-Rules)** Let  $D := \bigwedge_{j=1}^K I_j$  and  $T := \bigwedge_{j=1}^k I_j$  for  $k \in \mathbb{N}_{<K}$ . Then  $\text{supp}(T) = \mathbb{R}^k \times \{0\}^{K-k}$ , and the potential outcomes reduce to

$$Y_i = Y_i(0, 0)(1 - T_i) + Y_i(1, 0)(1 - D_i)T_i + Y_i(1, 1)D_i$$

, dropping one of the mixed terms. Additionally, the unit categorizations are as follows:

1.  $\text{Comp}(T, D) = \{i \mid X_i \in \mathbb{R}^k \times \mathbb{R}_{>0}^{K-k}\}$

Note that  $X_i \in \mathbb{R}^k \times \mathbb{R}_{>0}^{K-k}$  is equivalent to  $\bigwedge_{j=k+1}^K I_{j,i}(c)$  being one for  $c \in \text{supp}(T)$ . Thus, the rule  $D_i$  effectively reduces to  $T_i$ .

2.  $\text{At}(T, D) = \emptyset$

Since for each  $X_i \in \mathbb{R}^K$  there exists a  $c \in \text{supp}(T)$  such that  $D_i(c) = 0$ . For example choose any  $c$  with  $X_{1,i} \leq c_1$  and  $c_j = 0$  for  $j \neq 1$ .

3.  $\text{Nt}(T, D) = \{i \mid \exists k < j \leq K : X_{j,i} \leq 0\} = \{i \mid X_i \in \mathbb{R}^k \times (\mathbb{R}^{K-k} \setminus \mathbb{R}_{>0}^{K-k})\}$

A unit  $i$  being in the set on the right side is equivalent to  $\bigwedge_{j=k+1}^K I_{j,i}(c)$  being zero for all  $c \in \text{supp}(T)$ . This is equivalent to  $D_i(c) = 0$  for all  $c \in \text{supp}(T)$ , since for this unit one can always find a cutoff  $c \in \text{supp}(T)$  such that  $T_i(c) = 1$ , which implies that one of the indicators  $I_{j,i}$  for  $j > k$  has to be zero.

4.  $\text{DeF}(T, D) = \emptyset$

Note that  $T_i(c) = 0$  implies  $D_i(c) = 0$  for  $c \in \text{supp}(T)$ . Now suppose that  $T_i(c) = 1$  and  $D_i(c) = 0$  for some  $c \in \text{supp}(T)$ . Thus,  $I_{j,i}(c) = 0$  for some  $j > k$ . Since  $I_{j,i}$  independent of  $c \in \text{supp}(T)$ ,  $D_i = 0$  on  $\text{supp}(T)$ .

Further examples can be found in Appendix A.2, which introduces additional instances of the remaining unit categories (excluding the indecisive case). We conclude that the definitions introduced above are reasonable.

### 3.5 Effect Identification

Inspired by the work of Hahn et al. [2001] and Imbens and Angrist [1994], we use the unit categories introduced above to prove an identification theorem for the local complier effect at the cutoff. Throughout this section, we require that the outcome  $Y$  does not directly depend on the treatment assignment  $T$ . Let the set of all unit categories be

$$\mathcal{C} := \{\text{ComP}(T, D), \text{Nt}(T, D), \text{At}(T, D), \text{DeF}(T, D), \text{Ind}(T, D)\}$$

and define the set of non-change categories as

$$\mathcal{C}^0 := \{\text{Nt}(T, D), \text{At}(T, D)\}.$$

We assume that the categorization of a unit is independent of the support part of  $T$  in a neighborhood of the cutoff, that is:

**Assumption 2.** *There exists an  $\epsilon > 0$  such that  $\Pr(i \in \text{Cat} \mid X_i^T = x) = \Pr(i \in \text{Cat} \mid X_i^T = 0)$  for  $\|x\| \leq \epsilon$  and  $\text{Cat} \in \mathcal{C}$ .*

This assumption relates to the independence assumptions in Imbens and Angrist [1994]. Using Assumption 2 and further assuming  $\Pr(i \in \text{Cat} \mid X_i^T = 0) > 0$  we obtain

$$\mathbb{E}(Y_i \mid X_i^T = x) = \sum_{\text{Cat} \in \mathcal{C}} \mathbb{E}(Y_i \mid X_i^T = x, i \in \text{Cat}) \Pr(i \in \text{Cat} \mid X_i^T = 0)$$

and thus

$$\begin{aligned} \mathbb{E}(Y_i \mid X_i^T = x^+) - \mathbb{E}(Y_i \mid X_i^T = x^-) &= \\ \sum_{\text{Cat} \in \mathcal{C}} \left( \mathbb{E}(Y_i \mid X_i^T = x^+, i \in \text{Cat}) - \mathbb{E}(Y_i \mid X_i^T = x^-, i \in \text{Cat}) \right) &\Pr(i \in \text{Cat} \mid X_i^T = 0) \end{aligned}$$

We also rely on the following local continuity assumption, which adapts the standard continuity condition (Assumption 1) to the unit categories:

**Assumption 3.** *There exists an  $\epsilon > 0$  such that  $x \mapsto \mathbb{E}(Y_i(d) \mid X_i^T = x, i \in \text{Cat})$  is continuous for  $\|x\| \leq \epsilon$ ,  $d \in \{0, 1\}$  and  $\text{Cat} \in \mathcal{C}$ .*

This assumption can be weakened by requiring only directional continuity, in which case the effect

would depend on the chosen directions. Note that

$$E\left(Y_i \mid X_i^T = x^\pm, i \in \text{At}\right) = E\left(Y_i(1) \mid X_i^T = x^\pm, i \in \text{At}\right)$$

and

$$E\left(Y_i \mid X_i^T = x^\pm, i \in \text{Nt}\right) = E\left(Y_i(0) \mid X_i^T = x^\pm, i \in \text{Nt}\right)$$

holds for the non-change unit categories. Together with Assumption 3 this yields:

$$\begin{aligned} & \lim_{\lambda \rightarrow 0} \mathbb{E}\left(Y_i \mid X_i^T = \lambda x^+\right) - \lim_{\lambda \rightarrow 0} \mathbb{E}\left(Y_i \mid X_i^T = \lambda x^-\right) = \\ & \sum_{\text{Cat} \in \mathcal{C} \setminus \mathcal{C}^0} \left( \lim_{\lambda \rightarrow 0} \mathbb{E}\left(Y_i \mid X_i^T = \lambda x^+, i \in \text{Cat}\right) - \lim_{\lambda \rightarrow 0} \mathbb{E}\left(Y_i \mid X_i^T = \lambda x^-, i \in \text{Cat}\right) \right) \cdot \\ & \quad \cdot \Pr\left(i \in \text{Cat} \mid X_i^T = 0\right) \end{aligned} \quad (4)$$

Two further assumptions are needed to make use of the continuity condition for the remaining categories. First, we rule out the existence of indecisive units, since this category does not allow structured conclusions about  $D$  based on knowledge of  $T$ . In other words, this category does not allow separating the potential outcomes  $Y_i(0)$  and  $Y_i(1)$ .

**Assumption 4.**  $\text{Ind}(T, D) = \emptyset$

Second, we assume that the directions  $x^+, x^- \in \text{supp}(T)$  along which we estimate the complier effect induce a change in  $T$ .

**Assumption 5.**  $1 = \lim_{\lambda \rightarrow 0} T(\lambda x^+ \mid 0) \neq \lim_{\lambda \rightarrow 0} T(\lambda x^- \mid 0) = 0$

This assumption is implicit in one-dimensional RDD designs and imposes no substantive restriction in practice, as  $T$  is typically known. With this in place, we know how  $D_i$  behaves for compliers and defiers when approaching from the  $x^+$  and  $x^-$  directions. That is:

$$\lim_{\lambda \rightarrow 0} \Pr\left(D_i = 1 \mid X_i^T = \lambda x^+, i \in \text{Comp}\right) = 1 \quad \text{and} \quad \lim_{\lambda \rightarrow 0} \Pr\left(D_i = 1 \mid X_i^T = \lambda x^-, i \in \text{Comp}\right) = 0,$$

as well as

$$\lim_{\lambda \rightarrow 0} \Pr\left(D_i = 1 \mid X_i^T = \lambda x^+, i \in \text{DeF}\right) = 0 \quad \text{and} \quad \lim_{\lambda \rightarrow 0} \Pr\left(D_i = 1 \mid X_i^T = \lambda x^-, i \in \text{DeF}\right) = 1.$$

Thus, we can apply Assumption 3 to these two remaining categories on the right-hand side of Equation 4 as well:

**Theorem 1.** *Let Assumptions 2, 3, 4 and 5 hold. Then the complier effect at the cutoff is identified as*

$$\begin{aligned} & \mathbb{E}\left(Y_i(1) \mid X_i^T = 0, i \in \text{Comp}\right) - \mathbb{E}\left(Y_i(0) \mid X_i^T = 0, i \in \text{Comp}\right) = \\ & \quad \frac{1}{\Pr(i \in \text{Comp} \mid X_i^T = 0)} \left( \lim_{\lambda \rightarrow 0} \mathbb{E}\left(Y_i \mid X_i^T = \lambda x^+\right) - \lim_{\lambda \rightarrow 0} \mathbb{E}\left(Y_i \mid X_i^T = \lambda x^-\right) \right) - C \end{aligned} \quad (5)$$

with  $C$  being the correction term for defiers:

$$C := \frac{\Pr(i \in \text{DeF} \mid X_i^T = 0)}{\Pr(i \in \text{ComP} \mid X_i^T = 0)} \left( \mathbb{E}(Y_i(0) \mid X_i^T = 0, i \in \text{DeF}) - \mathbb{E}(Y_i(1) \mid X_i^T = 0, i \in \text{DeF}) \right).$$

This identification result has two immediate implications. First, one is free to choose among the directions  $x^+$  and  $x^-$  satisfying Assumption 5. Second, the proof suggests that dropping subsets  $\Omega \subset \text{Nt} \cup \text{At}$  does not affect identification, as long as doing so does not violate Assumptions 3 and 2.

Following this idea, we now investigate how excluding units in  $\text{At} \cup \text{Nt}$  affects the above identification result. For ease of presentation, we assume there are no defiers at the cutoff. As a consequence, the correction term  $C$  in Equation 5 equals zero. Now let  $\Omega \subset \text{At} \cup \text{Nt}$ . Then  $\Pr(i \in \text{ComP}, i \in \Omega \mid X_i^T = 0) = 0$  and thus one has

$$\Pr(i \in \text{ComP} \mid X_i^T = 0) = \Pr(i \in \text{ComP} \mid X_i^T = 0, i \notin \Omega) \Pr(i \notin \Omega \mid X_i^T = 0) \quad (6)$$

for the denominator in Equation 5. For the numerator, we have:

$$\begin{aligned} \mathbb{E}(Y_i \mid X_i^T = \lambda x^\pm, i \in \Omega) &= \mathbb{E}(Y_i(0) \mid X_i^T = \lambda x^\pm, i \in \Omega \cap \text{Nt}) \Pr(i \in \text{Nt} \mid X_i^T = \lambda x^\pm, i \in \Omega) \\ &\quad + \mathbb{E}(Y_i(1) \mid X_i^T = \lambda x^\pm, i \in \Omega \cap \text{At}) \Pr(i \in \text{At} \mid X_i^T = \lambda x^\pm, i \in \Omega) \end{aligned}$$

Requiring Assumptions 3 and 2 to hold when conditioning on  $\Omega \cap \text{Nt}$  and  $\Omega \cap \text{At}$  (instead of  $\text{Nt}$  and  $\text{At}$ ), we obtain:

$$\lim_{\lambda \rightarrow 0} \mathbb{E}(Y_i \mid X_i^T = \lambda x^+, i \in \Omega) - \lim_{\lambda \rightarrow 0} \mathbb{E}(Y_i \mid X_i^T = \lambda x^-, i \in \Omega) = 0. \quad (7)$$

Since

$$\begin{aligned} \mathbb{E}(Y_i \mid X_i^T = \lambda x^\pm) &= \mathbb{E}(Y_i \mid X_i^T = \lambda x^\pm, i \in \Omega) \Pr(i \in \Omega \mid X_i^T = \lambda x^\pm) \\ &\quad + \mathbb{E}(Y_i \mid X_i^T = \lambda x^\pm, i \notin \Omega) \Pr(i \notin \Omega \mid X_i^T = \lambda x^\pm) \end{aligned}$$

holds, we require an assumption similar to Assumption 2 for  $\Pr(i \in \Omega \mid X_i^T = \lambda x^\pm)$ , in order to obtain

$$\begin{aligned} \lim_{\lambda \rightarrow 0} \mathbb{E}(Y_i \mid X_i^T = \lambda x^+) - \lim_{\lambda \rightarrow 0} \mathbb{E}(Y_i \mid X_i^T = \lambda x^-) \\ = \left( \lim_{\lambda \rightarrow 0} \mathbb{E}(Y_i \mid X_i^T = \lambda x^+, i \notin \Omega) - \lim_{\lambda \rightarrow 0} \mathbb{E}(Y_i \mid X_i^T = \lambda x^-, i \notin \Omega) \right) \\ \cdot \Pr(i \notin \Omega \mid X_i^T = 0) \end{aligned} \quad (8)$$

using Equation 7. Combining Equations 8 and 6, we obtain the following result:

**Theorem 2.** *Let Assumptions 2, 3, 4 and 5 hold, and suppose  $\Pr(i \in \text{DeF} \mid X_i^T = 0) = 0$ . Further, let*

$\Omega \subset \text{Nt} \cup \text{At}$  such that:

1. there exists an  $\epsilon > 0$  such that the functions

$$x \mapsto \mathbb{E} \left( Y_i(0) \mid X_i^T = x, i \in \Omega \cap \text{Nt} \right)$$

and

$$x \mapsto \mathbb{E} \left( Y_i(1) \mid X_i^T = x, i \in \Omega \cap \text{At} \right)$$

are continuous for  $\|x\| < \epsilon$ .

2. there exists an  $\epsilon > 0$  such that

$$\Pr \left( i \in \text{Nt} \mid X_i^T = x, i \in \Omega \right) = \Pr \left( i \in \text{Nt} \mid X_i^T = 0, i \in \Omega \right)$$

and

$$\Pr \left( i \in \text{At} \mid X_i^T = x, i \in \Omega \right) = \Pr \left( i \in \text{At} \mid X_i^T = 0, i \in \Omega \right)$$

as well as

$$\Pr \left( i \in \Omega \mid X_i^T = x \right) = \Pr \left( i \in \Omega \mid X_i^T = 0 \right)$$

for  $\|x\| < \epsilon$ .

Then

$$\begin{aligned} & \mathbb{E} \left( Y_i(1) \mid X_i^T = 0, i \in \text{ComP} \right) - \mathbb{E} \left( Y_i(0) \mid X_i^T = 0, i \in \text{ComP} \right) = \\ & \frac{1}{\Pr(i \in \text{ComP} \mid X_i^T = 0, i \notin \Omega)} \left( \lim_{\lambda \rightarrow 0} \mathbb{E} \left( Y_i \mid X_i^T = \lambda x^+, i \notin \Omega \right) - \lim_{\lambda \rightarrow 0} \mathbb{E} \left( Y_i \mid X_i^T = \lambda x^-, i \notin \Omega \right) \right) \end{aligned}$$

holds.

We refer to estimates of the complier effect of  $T$  obtained when removing  $\Omega$  as the *subset complier effect of  $T$  (excluding  $\Omega$ )*. Theorem 2 provides sufficient conditions when both effects (the complier effect as identified in Theorem 1 and the subset complier effect) are equal.

### 3.6 Inheritance

In this section, we investigate how the categorization of units changes when the treatment assignment  $T$  is altered, e.g., by replacing it with a subrule  $G$ . The goal is to identify unit behavior without relying on knowledge of unobservable parts of the decision rules. In particular, we relate unit behavior under complex rules to that under simpler subrules. We begin by considering the effect of negation:

**Proposition 5.** *The following duality statements hold:*

1.  $\text{At}(T, D) = \text{Nt}(T, \overline{D})$

2.  $\text{At}(T, D) = \text{At}(\overline{T}, D)$  and  $\text{Nt}(T, D) = \text{Nt}(\overline{T}, D)$
3.  $\text{Ind}(T, D) = \text{Ind}(\overline{T}, D) = \text{Ind}(T, \overline{D})$
4.  $\text{ComP}(T, D) = \text{DeF}(\overline{T}, D) = \text{DeF}(T, \overline{D})$

Indecisive units remain unchanged under negation of either decision rule. Non-change units are stable under negation of  $T$  but flip when  $D$  is negated. In contrast, compliers and defiers always flip. Next, we investigate the stability of the non-change categories under sub-rules. In general, one has the following bounds:

**Proposition 6.** *Let  $G$  be a cutoff rule on  $\mathbb{R}^K$  with  $\text{supp}(G) \subset \text{supp}(T)$ . Then:*

1.  $\text{At}(T, D) \subset \text{At}(G, D)$
2.  $\text{Nt}(T, D) \subset \text{Nt}(G, D)$

To obtain similar results for the other categories, assumptions about the relation between  $G$  and  $T$  are required. The following proposition generalizes the AND-rule and OR-rule examples (Example 3.4 and Example A.2).

**Proposition 7.** *Let  $G, H$  be cutoff rules on  $\mathbb{R}^K$  with  $\text{supp}(G) \neq \{0\}$ . Suppose further that  $\text{supp}(T) = \text{supp}(G) \oplus \text{supp}(H)$ .*

1. *If  $T = G \wedge H$ , then:*

- (a)  $\text{ComP}(G, T) = \{i \mid H(X_i^H \mid 0) = 1\}$
- (b)  $\text{Nt}(G, T) = \{i \mid H(X_i^H \mid 0) = 0\}$
- (c) *Every unit  $i$  is either a complier or a nevertaker of  $G$  with respect to  $T$ .*

2. *If  $T = G \vee H$ , then:*

- (a)  $\text{ComP}(G, T) = \{i \mid H(X_i^H \mid 0) = 0\}$
- (b)  $\text{At}(G, T) = \{i \mid H(X_i^H \mid 0) = 1\}$
- (c) *Every unit  $i$  is either a complier or an alwaysstaker of  $G$  with respect to  $T$ .*

In this setting, if the subrule  $H$  is known, we can identify the unit categories with respect to  $(G, T)$ , even if  $G$  itself is not fully observed. Using Proposition 7, we conclude that introducing new score variables into cutoff rules does not create any defiers or indecisive units: by definition, negation is required for these categories (see Definition 3 and Proposition 5). The previous statement can be extended to the case of a general decision rule  $D$  setting as follows:

**Proposition 8.** *Let  $G, H$  be cutoff rules on  $\mathbb{R}^K$  with  $\text{supp}(T) = \text{supp}(G) \oplus \text{supp}(H)$  and  $\text{supp}(G) \neq \{0\} \neq \text{supp}(H)$ .*

1. *If  $T = G \wedge H$  then:*

- (a)  $\text{ComP}(G, T) \cap \text{ComP}(T, D) \subset \text{ComP}(G, D)$



- (b)  $\text{Nt}(G, T) \cap \text{ComP}(T, D) \subset \text{Nt}(G, D)$
- (c)  $\text{ComP}(T, D) \subset \text{ComP}(G, D) \cup \text{Nt}(G, D)$

2. If  $T = G \vee H$  then:

- (a)  $\text{ComP}(G, T) \cap \text{ComP}(T, D) \subset \text{ComP}(G, D)$
- (b)  $\text{At}(G, T) \cap \text{ComP}(T, D) \subset \text{At}(G, D)$
- (c)  $\text{ComP}(T, D) \subset \text{ComP}(G, D) \cup \text{At}(G, D)$

Thus, compliers of  $T := G \square H$  with respect to  $D$  are bounded by the complier and non-change categories of the simpler rule  $G$  as stated in Proposition 8 2c and 8 1c. However, the set equalities do not hold in general. For example, let  $D := (I_1 \wedge I_2) \vee I_3$ ,  $T := I_1 \wedge I_3$  and  $G := I_1$ . Then

$$\emptyset = \text{ComP}(T, D) \neq \text{ComP}(G, D) = \{i \mid X_{3,i} \leq 0, X_{2,i} > 0\}$$

holds. Furthermore, Proposition 8 2a, 8 1a and 8 2b, 8 1b resemble a factorization rule: loosely speaking, the intermediate rule  $T$  in the hierarchy  $(G, T)$  and  $(T, D)$  factors out, becoming  $(G, D)$ . Using Propositions 8 and 5, we can immediately draw conclusions about defiers:

**Proposition 9.** *Let  $G, H$  be cutoff rules on  $\mathbb{R}^K$  with  $\text{supp}(T) = \text{supp}(G) \oplus \text{supp}(H)$  and  $\text{supp}(G) \neq \{0\} \neq \text{supp}(H)$ .*

1. If  $T = G \wedge H$  then:

- (a)  $\text{ComP}(G, T) \cap \text{DeF}(T, D) \subset \text{DeF}(G, D)$
- (b)  $\text{Nt}(G, T) \cap \text{DeF}(T, D) \subset \text{At}(G, D)$
- (c)  $\text{DeF}(T, D) \subset \text{DeF}(G, D) \cup \text{At}(G, D)$

2. If  $T = G \vee H$  then:

- (a)  $\text{ComP}(G, T) \cap \text{DeF}(T, D) \subset \text{DeF}(G, D)$
- (b)  $\text{At}(G, T) \cap \text{DeF}(T, D) \subset \text{Nt}(G, D)$
- (c)  $\text{DeF}(T, D) \subset \text{DeF}(G, D) \cup \text{Nt}(G, D)$

Combining both statements, we see that if a unit is a complier with respect to  $(T, D)$ , its categorization under  $(G, T)$  also holds for  $(G, D)$ . Figure 3 summarizes the above findings for the AND-case. Further, according to Proposition 7, in the absence of indecisive items, these transitions are exhaustive, since any unit is either a complier or nevertaker of  $G$  with respect to  $T$ .

## 4 Empirical Application

In this section, we apply our theoretical results to a real-world decision-making scenario in opto-electronic semiconductor manufacturing. We analyze the effect of rework decisions during the color-conversion

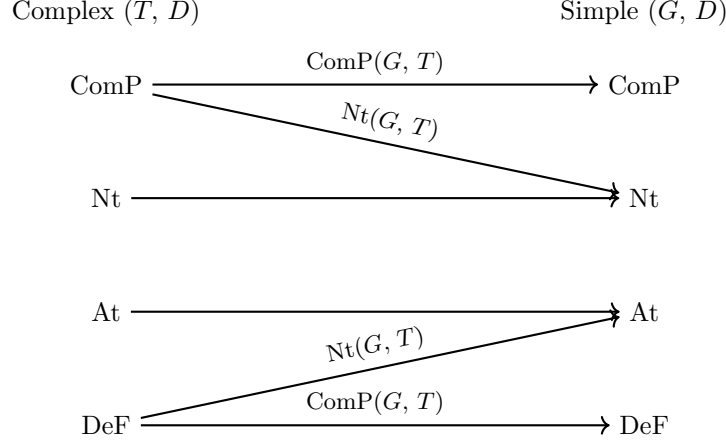


Figure 3: All possible category changes when transitioning from the complex rule  $T = G \wedge H$  to the simpler subrule  $G$  given that  $\text{supp}(G) \oplus \text{supp}(H) = \text{supp}(T)$  and assuming that there are no indecisive units. The figure summarizes Propositions 6, 7, 8 and 9. The OR-case can be described analogously.

process in the production of white light emitting diode (*wLED*) on overall product yield. After a brief description of the application, we derive modeling implications based on the observed data. This leads to an algorithmic description of the production process, which serves as a data-generating process (DGP) and complements the empirical study with simulations using artificially generated data that mimic the real-world case.

#### 4.1 Rework

Phosphor conversion is a crucial step in *wLED* production. To obtain white light, several layers of phosphorous substrate are applied to a blue light-emitting semiconductor, shifting the perceived color along a conversion curve from the blue region towards the white region. In this step, each production lot, consisting of 784 individual *wLEDs*, is processed according to a standardized recipe. Every *wLED* in the lot undergoes the same procedure, resulting in an identical stack of phosphor layers. The goal is to reach the specified target color by the end of production. To achieve this, intermediate color measurements are taken for selected *wLEDs* in the lot after the conversion step to assess proximity to the target. Subsequent processing steps are then adjusted to maximize the number of *wLEDs* that meet the target color, provided they are already close. To ensure a high yield (i.e., a large share of *wLEDs* in the lot reaching the target), a rework decision is made based on these intermediate measurements. If the target is not met, a correction layer of phosphor is applied to the entire lot. For further details on the conversion process, see Cho et al. [2017] and Schwarz et al. [2024].

The rework decision is based on two scores: The *distance score*,  $X_D$ , measures the distance between the mean color point  $C_1 = (C_x, C_y)$  after the regular conversion and the target color  $C_T := (C_{T,x}, C_{T,y})$ . The *yield-improvement score*,  $X_Y$ , is a relative measure of quality variation within a lot. It evaluates a hypothetical scenario in which the target is ideally met by the mean color of the lot. If variability within

the lot is high, rework may reduce overall yield even if the distance score suggests treatment. Figure 4 illustrates the decision criteria in more detail.

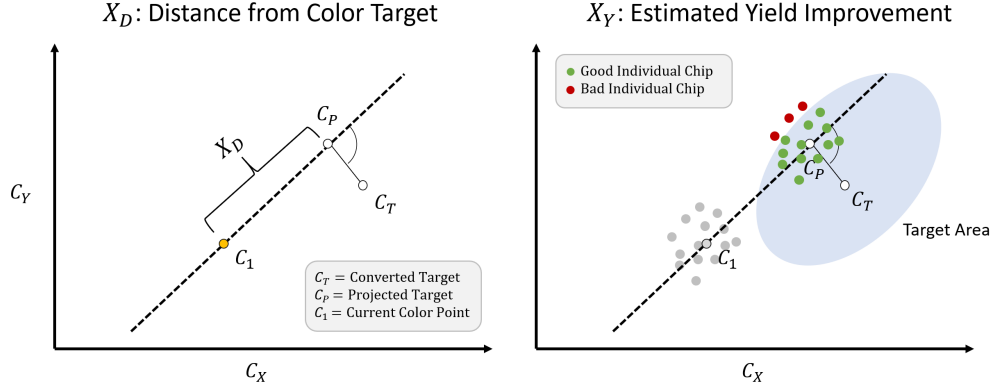


Figure 4: Left:  $X_D$  is defined as the distance between the current mean color point  $C_1$  and the target point  $C_P$ , which is the closest the lot can technically get to the initial target  $C_T$ . The slope of the dashed curve is given by a physical process and thus it is not possible to reach  $C_T$  once the curve deviates. Right:  $X_Y$  evaluates the expected improvement by calculating the share of in-specification chips in the lot. This is done by moving the current distribution of color points to the target.

Treatment is assigned according to the cutoff rule  $T = I_D \wedge I_Y$ , with the goal of maximizing the outcome  $Y$ , defined as the percentage of chips that reach the target color by the end of production.

In practice, however, the empirical data show that the operators responsible for performing the treatment  $D$  do not always comply with  $T$  (see Figure 5). We attribute this discrepancy to an informational advantage regarding the  $X_Y$  score, which human operators may use to override  $T$  in order to avoid possible yield losses from applying another rework layer.

We formalize this cautious-operator assumption in the following section. It reflects the observed one-sided fuzziness in the  $I_Y$  dimension, as well as the strict compliance with the distance rule  $I_D$ .

From a policy or management perspective, we are interested in assessing the validity of the decision rule  $T$  in this setting. To this end, we apply the subset-identification framework from Section 3 to estimate effects at the cutoff. By evaluating these effects, we draw conclusions for improving the treatment assignment  $T$ .

## 4.2 Modeling assumptions and implications

In this section, we derive modeling assumptions on the decision rule  $D$  for the application setting, combining insights from the observed data and the theory. We assume that  $D$  has an informational advantage over the initial decision rule  $T = I_D \wedge I_Y$ . Specifically, we posit that this advantage arises from having more detailed information about the yield-improvement score.

The initial treatment assignment  $T$  is based only on the improvement estimates of every  $m$ -th item in the production lot, resulting in the score  $X_Y$ . In contrast, the final decision-maker has access to an overall yield-improvement estimate  $X_E = X_Y + X_R$ , where  $X_R$  reflects the contribution of items not

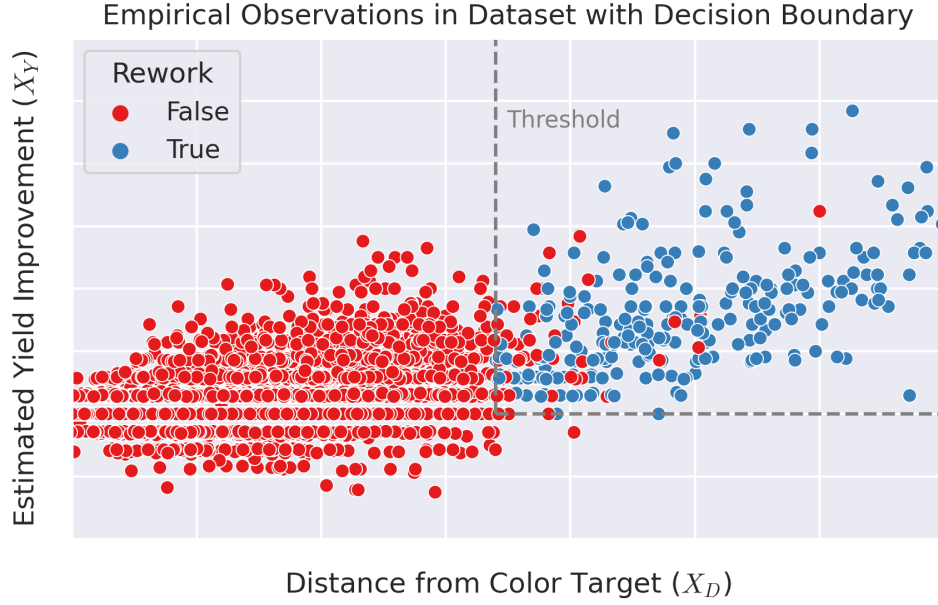


Figure 5: Real data plot with respect to the score components  $X_D$  and  $X_Y$ . The decision boundary  $T$  is dashed. The actual treatment assignment (red and blue) follows an unobserved rule  $D$ , rendering the MRD fuzzy.

included in  $X_Y$ . See Algorithm 1 for details.

Implementing this algorithm allows us to benchmark different *operator* assumptions and compare them with the real-world case. In semiconductor manufacturing, the term operator refers to the human decision-maker implementing  $D$ . Figure 6 shows an example of data generated by this DGP.

Although the knowledgeable operator has, in principle, access to a better improvement estimate, there are several ways in which this information may be applied. In the following, we discuss special cases of the knowledgeable-operator assumption, each of which (at least in theory) permits identification of the unit categories.

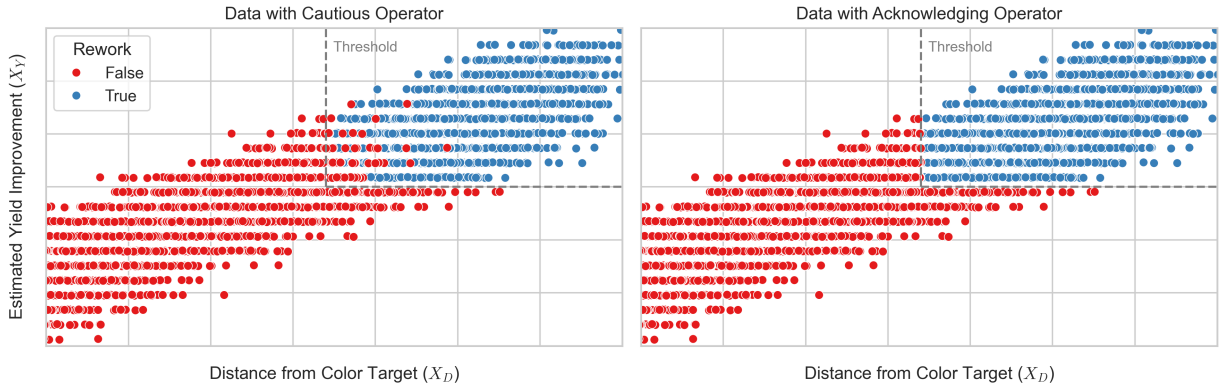


Figure 6: Comparison of data with cautious (left) and acknowledging (right) operator.

---

**Algorithm 1:** DGP for a knowledgeable operator

---

**Data:** seed, lot-size  $n$ , cutoff  $c$ , measurement steps  $m$ , yield criteria  $\mathcal{Y}$ , distance criteria  $\mathcal{D}$ , operator-specific policy  $D_O$   
**Result:** lot  $L$ , scores  $X = (X_D, X_Y)$ , assigned treatment  $T$ , actual treatment  $D$ , outcome  $Y$   
 $L \leftarrow (C_1, \dots, C_n)$  generate a random production lot of  $n$  items;  
 $X_D \leftarrow \mathcal{D}(L)$  calculate the distance to the target;  
 $\hat{L}_A \leftarrow$  carry out an optimal rework step on  $L$ ;  
 $X_Y \leftarrow \mathcal{Y}(\hat{L}_A) - \mathcal{Y}(L)$  on every  $m$ -th item;  
 $T \leftarrow \mathbb{1}[X_D > c_D] \wedge \mathbb{1}[X_Y > c_Y]$ ;  
 $X_E \leftarrow \mathcal{Y}(\hat{L}_A) - \mathcal{Y}(L)$  on every item;  
 $D \leftarrow \mathbb{1}[X_D > c_D] \wedge D_O(X_Y, X_E)$ ;  
 $L_A \leftarrow$  carry out a realistic (noisy) rework step on  $L$ ;  
**if**  $D$  **then**  
     $Y \leftarrow \mathcal{Y}(L_A)$   
**else**  
     $Y \leftarrow \mathcal{Y}(L)$   
**end**

---

**The acknowledging operator** In this scenario, the operator  $D$  accepts the treatment assignment prescribed by  $T$  despite having better information. Thus, the final treatment assignment coincides with the initial decision rule:  $D = T = I_D \wedge I_Y$ . This corresponds to the operator-specific policy in Algorithm 1 with  $D_O = I_Y$ . Consequently, we obtain

$$\text{ComP}(T, D) = \mathcal{I}$$

as well as

$$\text{ComP}(G, D) = \{i \mid X_{Y,i} > 0\} \text{ and } \text{Nt}(G, D) = \{i \mid X_{Y,i} \leq 0\}$$

for  $G = I_D$ , using Proposition 7 or Example 3.4.

**The cautious operator** Suppose the operator is particularly careful to avoid accidental degradation of the production lot caused by the optional rework step. In cases where  $T$  recommends rework, the operator may override this recommendation. Such overrides may be motivated either by better information or by additional constraints (e.g., time) that the intended treatment rule  $T$  does not capture. In contrast, if  $T$  does not recommend rework, we assume the operator accepts this decision (e.g., out of concern about possible degradation).

We formalize this “negative overwrite” by introducing an additional score variable  $X_{op}$  and modeling  $D$  as:

$$D = (T \wedge I_{op}) \vee (\bar{T} \wedge 0) = T \wedge I_{op}.$$

In particular, we set  $X_{op} = X_E$ , which leads to

$$D_O(X \mid c) := I_{X_Y} \wedge I_{X_E}.$$

Thus, we have

$$\text{Comp}(T, D) = \{i \mid X_{E,i} > 0\} \text{ and } \text{Nt}(T, D) = \{i \mid X_{E,i} \leq 0\}$$

as well as

$$\text{Comp}(G, D) = \{i \mid X_{E,i} > 0, X_{Y,i} > 0\} \text{ and } \text{Nt}(G, D) = \{i \mid X_{E,i} \leq 0\} \cup \{i \mid X_{Y,i} \leq 0\}$$

for the subrule  $G := I_D$ , again using Proposition 7 or Example 3.4.

Employing Theorem 2, one can estimate the subset complier effect of  $G$ , excluding the never-taker group  $\Omega := \{i \mid X_{Y,i} \leq 0\}$ , instead of the overall complier effect of  $G$ . Since we assume that  $X_E$  is known only to the operator, nevertakers defined by  $X_{E,i} \leq 0$  cannot be excluded. However, because the condition  $X_{Y,i} \leq 0$  applies globally, the continuity and stability assumptions required for identification are likely to hold in practice.

**The reasonable operator** Finally, consider an operator who always uses the additional information available. In this case, the reasonable operator overwrites the intended assignment rule  $T$  and bases the final decision solely on the full information  $X_E$  rather than on  $X_Y$ :

$$D_O(X \mid c) = I_E(c).$$

Accordingly, the final decision rule  $D$  can be expressed in relation to  $T$  as:

$$D(X \mid c) = I_D(c) \wedge \mathbb{1}[X_Y + X_R > c_Y].$$

A unit  $i$  belongs to  $\text{Comp}(T, D)$  if and only if  $X_{R,i} = 0$ , i.e., there is no improvement or degradation among the items excluded from  $X_Y$ . Now suppose  $X_{R,i} \neq 0$ . Then we can choose  $c_Y = 2 \max(X_{Y,i}, X_{R,i})$  and  $c_D < X_{D,i}$  to obtain  $D(X_i \mid c) = T(X_i \mid c) = 0$ . However, there also exist cutoff values  $c \in \text{supp}(T) = \mathbb{R}^2$  for which  $D(X_i \mid c) \neq T(X_i \mid c)$ . For units with  $X_R \geq 0$ , choose  $c_Y = X_Y$ . Then  $X_Y + X_R > c_Y$ , so  $T(X_i \mid c) = 0$  and  $D(X_i \mid c) = 1$ . Otherwise, choose  $c = X_Y + X_R$ . Then  $c < X_Y$ , so  $T(X_i \mid c) = 1$  and  $D(X_i \mid c) = 0$ .

This shows that

$$\text{Comp}(T, D) = \{i \mid X_{R,i} = 0\},$$

and that all other units fall into the indecisive category.

This model has several shortcomings. First, it does not reflect the observed data: according to the model, some treated items should not have received the initial assignment. Second, the identification result depends on the absence of indecisive items. In practice, small deviations in the improvement score (small  $X_R$ ) would likely be considered compliant with the assignment  $T$ , which suggests the need for a

more local definition of categories.

While this case is theoretically interesting (and useful as an example of the indecisive case), our empirical investigation focuses on the two edge cases: the acknowledging operator and the cautious operator, as shown in Figure 6.

## 5 Simulation Study

In this section, we present numerical results based on the semi-synthetic data-generating process (DGP) derived in the previous section. The aim is to estimate the causal effect of rework decisions on the final yield in a neighborhood of the decision boundary. To this end, we use different estimators at both decision thresholds separately and draw on the identification theorems from Section 3.

### 5.1 Set-Up

We generate semi-synthetic data following Algorithm 1. A Python implementation of the DGP and all estimators is publicly available. The process is calibrated to match the characteristics of real production data. We draw  $n = 10,000$  observations and repeat each experiment  $r = 250$  times.

We evaluate the cut-offs  $c_D$  and  $c_Y$  separately, estimating:

- the complier effect of  $G \in \{I_Y, I_D\}$ , as identified in Theorem 1;
- the subset complier effect of  $G$ , conditional on its counterpart; and
- intent-to-treat (ITT) effects, with and without the subset conditioning.

Complier effects are estimated under a fuzzy design, whereas ITT effects are estimated under a sharp design. Oracle values are obtained using local linear kernel regression on the differences in true potential outcomes. Covariates consist of statistics describing the quality of individual items.

We consider a variety of estimators, including covariate-adjusted estimators, for complier and subset complier effects. Table 1 provides an overview of the estimators used in our analysis.

Method	Adjustment
No Adjustment	-
Conventional Adjustment	Linear
RDFlex Lasso	Local Penalized Linear Estimators
RDFlex Global Lasso	Global Penalized Linear Estimators
RDFlex Boosting	Gradient Boosting Estimators
RDFlex Stacking	Stacked Combination of Linear and Non-Linear Estimators

Table 1: Considered methods and estimators in this section.

## 5.2 Estimators

The basic RDD estimator runs separate local linear regressions on each side of the cutoff:

$$\hat{\tau}_{\text{base}}(h) = \sum_{i=1}^n w_i(h) Y_i, \quad (9)$$

where the  $w_i(h)$  are local linear regression weights that depend on the data through the realizations of the running variable only, and  $h > 0$  is a bandwidth.

Under standard conditions (e.g., the running variable is continuously distributed and the bandwidth  $h$  tends to zero at an appropriate rate), the estimator  $\hat{\tau}_{\text{base}}(h)$  is approximately normally distributed in large samples, with bias of order  $h^2$  and variance of order  $(nh)^{-1}$ .

A conventional extension is the covariate-adjusted estimator, which incorporates covariates linearly into the local regressions. We also use modern RDD estimators with flexible covariate adjustment based on potentially nonlinear adjustment functions  $\eta$ . This estimator takes the form:

$$\hat{\tau}_{\text{RDFlex}}(h; \eta) = \sum_{i=1}^n w_i(h) M_i(\eta), \quad M_i(\eta) = Y_i - \eta(Z_i), \quad (10)$$

where  $\eta$  denotes the influence of  $Z$  on the outcome  $Y$ , estimated using machine learning methods.

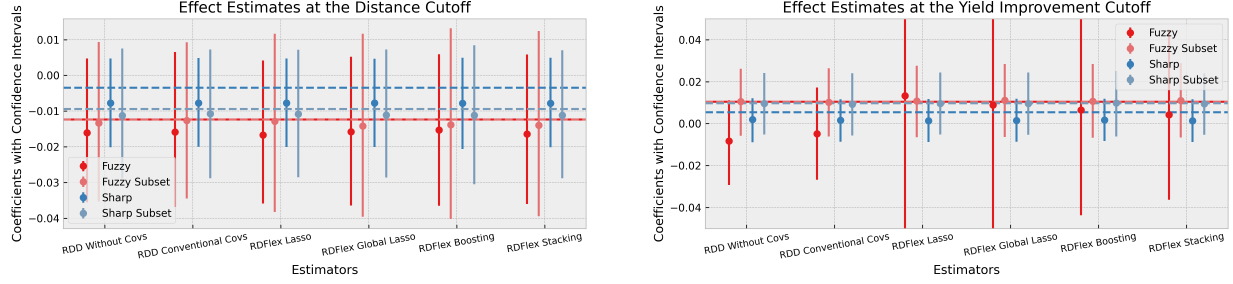
## 5.3 Cautious Operator

Figure 7 presents side-by-side results for the estimators at  $c_D$  and  $c_Y$  in the case of the cautious operator. The intent-to-treat (ITT) oracles are closer to zero than the complier effects because they include individuals who are nevertakers with respect to each cutoff rule. As shown in Figure 7a, for  $I_D$  we estimate an overall negative effect, although it is not statistically significant at the 95% level.

The subset effect for the fuzzy case exhibits a smaller bias, since the proportion of nevertakers in the estimation sample is lower. The estimated effect remains unchanged because only nevertakers, but no compliers, were removed. For the ITT estimator, a higher proportion of compliers in the subsample increases the estimated effect of treatment rule  $G$ . The subset estimators have a comparable variance (see Table 2), with coverage appearing slightly more credible overall. In general, covariate adjustment reduces standard errors, especially for the sharp estimators.

The estimates for  $I_Y$  are small and positive. The fuzzy estimator on the full data has a high standard error, which increases further with ML adjustment. This may be due to a small jump in treatment probability in the full data, destabilizing the ML estimate. In contrast, the subset estimator along this axis removes more observations within the estimation bandwidth, thereby reducing variance. Additional results can be found in Appendix B.





(a) Results for fuzzy and sharp estimators at the cutoff  $c_D$  both on the full sample and on the subset.

(b) Results for fuzzy and sharp estimators at the cutoff  $c_Y$  both on the full sample and on the subset.

Figure 7: Comparison of median estimates with median 95% confidence intervals at  $c_D$  and  $c_Y$  on the simulated data with the “cautious” operator assumption. Different colors depict complier effect (fuzzy) as well as intent-to-treat effect (sharp). The subset estimator excludes nevertakers according to Theorem 2.

setting	method	Mean Bias	s.e.	Coverage	RMSE left	Log loss left	RMSE right	Log loss right
Fuzzy	RDD Conventional Covs	-0.0025	0.0111	0.9912				
	RDD Without Covs	-0.0027	0.0109	0.9735				
	RDiFlex Boosting	-0.0025	0.0095	0.9912	0.0245	0.0532	0.0923	0.4996
	RDiFlex Global Lasso	-0.0028	0.0097	0.9823	0.0399	0.0987	0.0897	0.6070
	RDiFlex Lasso	-0.0030	0.0092	0.9823	0.0242	0.0787	0.0897	0.5645
	RDiFlex Stacking	-0.0029	0.0092	0.9823	0.0243	0.0169	0.0898	0.4938
Fuzzy Subset	RDD Conventional Covs	-0.0001	0.0117	0.9609				
	RDD Without Covs	-0.0003	0.0118	0.9478				
	RDiFlex Boosting	-0.0009	0.0116	0.9652	0.0305	0.0741	0.1050	0.3786
	RDiFlex Global Lasso	-0.0004	0.0111	0.9522	0.0259	0.1961	0.1012	0.3665
	RDiFlex Lasso	-0.0002	0.0110	0.9435	0.0249	0.4230	0.1010	0.5140
	RDiFlex Stacking	-0.0004	0.0113	0.9522	0.0258	0.0329	0.1011	0.3580
Sharp	RDD Conventional Covs	-0.0040	0.0063	0.9120				
	RDD Without Covs	-0.0040	0.0063	0.9240				
	RDiFlex Boosting	-0.0040	0.0056	0.9080	0.0247		0.0918	
	RDiFlex Global Lasso	-0.0040	0.0054	0.9240	0.0401		0.0888	
	RDiFlex Lasso	-0.0040	0.0055	0.9200	0.0242		0.0886	
	RDiFlex Stacking	-0.0040	0.0055	0.9240	0.0243		0.0888	
Sharp Subset	RDD Conventional Covs	-0.0014	0.0094	0.9680				
	RDD Without Covs	-0.0014	0.0095	0.9600				
	RDiFlex Boosting	-0.0016	0.0085	0.9760	0.0280		0.1045	
	RDiFlex Global Lasso	-0.0014	0.0079	0.9640	0.0253		0.1006	
	RDiFlex Lasso	-0.0014	0.0079	0.9560	0.0246		0.1004	
	RDiFlex Stacking	-0.0015	0.0080	0.9600	0.0256		0.1006	

Table 2: Mean bias, standard error, coverage, and first-stage prediction quality of different estimators in estimation at  $c_D$ .

**Two-dimensional Estimators** We also consider two-dimensional estimators proposed in previous literature. We compare the “binding-the-score” approach, which normalizes and combines  $X_D$  and  $X_Y$  into a single score, and the “Euclidean distance” approach, which computes the shortest distance of each observation to a predetermined point (here, a point on  $c_D$ ).

The results in Figure 8 show oracles very close to zero, indicating that when collapsing both dimensions of the decision rule into one, it is no longer possible to obtain insights into the individual rules. Interestingly, the estimator based on the Euclidean distance exhibits a significant bias across all methods.

In our specific setting, there is no straightforward interpretation of the RDD effect estimate at a two-dimensional threshold, which contrasts with previous applications where score components are more directly comparable, such as test scores or geographical distances.

## 5.4 Acknowledging Operator

We now compare the results from the previous section to those for the “acknowledging” operator, who accepts the decision of the system without using additional domain knowledge. In this setting, the data

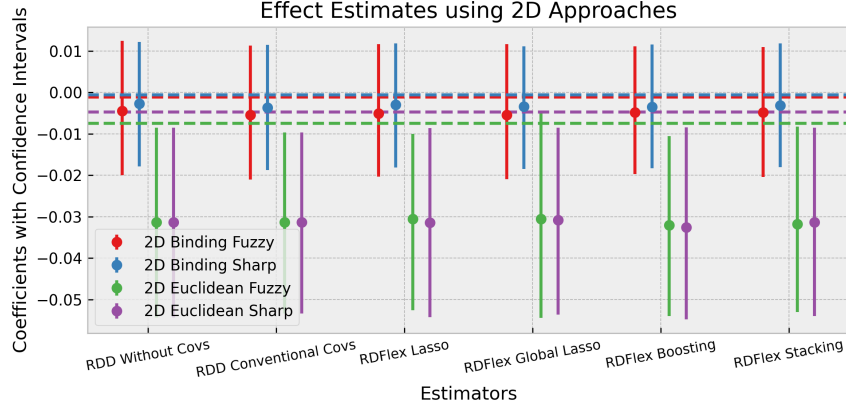
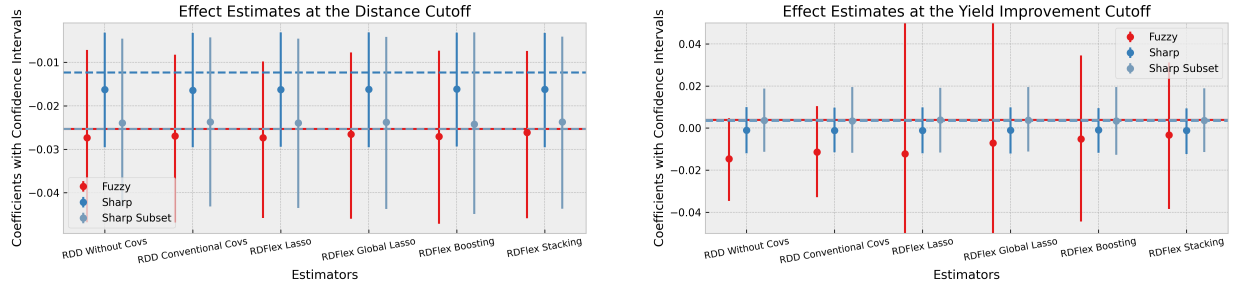


Figure 8: Median estimates with median 95% confidence intervals for estimators that use two dimensions at once.

follow a sharp two-dimensional MRD. The comparison of the effects at  $c_Y$  and  $c_D$  is shown in Figure 9.



(a) Results for fuzzy and sharp estimators at the cutoff  $c_D$  both on the full sample and on the subset.

(b) Results for fuzzy and sharp estimators at the cutoff  $c_Y$  both on the full sample and on the subset.

Figure 9: Comparison of median estimates with median 95% confidence intervals at  $c_D$  and  $c_Y$  on the simulated data with the “acknowledging” operator assumption. Different colors depict complier effect (fuzzy) as well as intent-to-treat effect (sharp). The subset estimator excludes nevertakers according to Theorem 2.

For  $c_D$ , the estimated effects are smaller than under the cautious operator. Lots that the cautious operator withheld from rework due to concerns about degradation are reworked in this case. This leads to a larger overall negative effect and suggests that the threshold should be moved even further than in the cautious operator case. The sharp subset estimator yields the same effect as the fuzzy estimator on the full data, because subsetting according to  $I_Y$  produces a sharp design in which all individuals comply with threshold movements. Across estimators, the subset versions display slightly smaller bias and standard errors. In contrast, the sharp estimator on the full sample, which corresponds to an ITT estimator, produces an effect closer to zero because it includes nevertakers.

At the cutoff  $c_Y$ , the operator’s behavior has little impact on effect estimates. This can be explained by the fact that relatively few individuals in the neighborhood of the cutoff are affected.

## 6 Empirical Results

This section presents results from estimation on the real data, which consist of  $n = 9,103$  observations from the production system. In addition to the covariates used above, we include shop-floor workload. Our primary interest in the real system is evaluating the rule  $I_D$ .

As shown in Table 3, we estimate a positive effect. The subset estimates display lower variance because uncertainty from nevertakers (according to  $I_Y$ ) is removed. For the ITT estimators, ML adjustment improves variance, whereas for the fuzzy estimators no clear improvement is observed.

setting	method	Coef	s.e.	CI 2.5%	CI 97.5%	RMSE left	Log loss left	RMSE right	Log loss right	% s.e. change
Fuzzy	RDD Conventional Covs	0.1031	0.0508	-0.0035	0.2028					22.2532
	RDD Without Covs	0.0387	0.0416	-0.0428	0.1202					0.0000
	RDFlex Boosting	0.0741	0.0524	-0.0400	0.1882	0.1432	0.0222	0.1594	0.6264	25.9991
	RDFlex Global Lasso	0.0519	0.0461	-0.0484	0.1522	0.1597	0.0108	0.1510	0.6653	10.8590
	RDFlex Local Lasso	0.0999	0.0470	-0.0004	0.2003	0.1452	0.0141	0.1523	0.6142	12.9249
	RDFlex Stacking	0.1097	0.0500	-0.0023	0.2171	0.1429	0.0188	0.1570	0.6322	20.1333
Fuzzy Subset	RDD Conventional Covs	0.0630	0.0426	-0.0205	0.1466					36.5324
	RDD Without Covs	0.0369	0.0312	-0.0243	0.0981					0.0000
	RDFlex Boosting	0.0581	0.0332	-0.0163	0.1325	0.1423	0.0200	0.1562	0.5158	6.4133
	RDFlex Global Lasso	0.0270	0.0375	-0.0537	0.1076	0.1548	0.0113	0.1520	0.5731	20.2628
	RDFlex Local Lasso	0.0713	0.0304	-0.0031	0.1395	0.1410	0.0209	0.1507	0.5424	-2.5667
	RDFlex Stacking	0.0768	0.0319	-0.0048	0.1487	0.1394	0.0121	0.1530	0.5018	-2.1538
Sharp	RDD Conventional Covs	0.0393	0.0208	-0.0015	0.0802					2.2467
	RDD Without Covs	0.0165	0.0204	-0.0235	0.0564					0.0000
	RDFlex Boosting	0.0311	0.0176	-0.0093	0.0715	0.1417		0.1575		-13.5386
	RDFlex Global Lasso	0.0200	0.0171	-0.0193	0.0593	0.1545		0.1512		-16.3636
	RDFlex Local Lasso	0.0357	0.0167	-0.0026	0.0740	0.1425		0.1513		-17.9717
	RDFlex Stacking	0.0367	0.0168	-0.0018	0.0753	0.1408		0.1530		-17.5203
Sharp Subset	RDD Conventional Covs	0.0362	0.0205	-0.0040	0.0764					-2.3944
	RDD Without Covs	0.0098	0.0210	-0.0314	0.0509					0.0000
	RDFlex Boosting	0.0222	0.0196	-0.0225	0.0669	0.1424		0.1590		-6.6630
	RDFlex Global Lasso	0.0102	0.0179	-0.0306	0.0509	0.1533		0.1518		-14.7987
	RDFlex Local Lasso	0.0364	0.0184	-0.0031	0.0758	0.1408		0.1525		-12.2509
	RDFlex Stacking	0.0307	0.0181	-0.0093	0.0708	0.1395		0.1540		-14.0691

Table 3: Coefficient, standard error, and quality of fit for the different estimators for  $c_D$  in the real data.

The comparison in Figure 10 highlights differences between the semi-synthetic and real data. The semi-synthetic results (panel a) suggest that the rework cutoff is miscalibrated, leading to negative estimated effects, whereas the real data (panel b) show a positive jump at the current cutoff, consistent with a beneficial rework threshold.

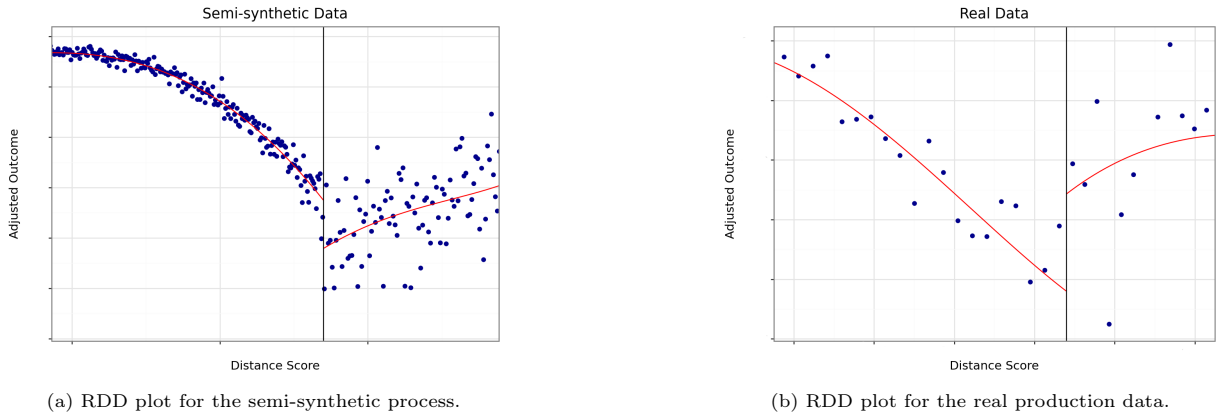


Figure 10: Comparison of local linear regressions around the cutoff for the semi-synthetic (a) and real (b) data. The opposite sign of the estimated effects can be explained by calibration of the semi-synthetic process.

**Validation Check.** We validate the application results using a pseudo-cutoff test (see Cattaneo et al. [2019]). We compare the estimated ITT effect at the true cutoff  $c_D$  with estimates at a hypothetical lower and higher cutoff.

As shown in Table 4, both pseudo cutoffs produce effects close to zero with wide confidence intervals, whereas the effect at the true cutoff is nearly significant at the 95% level.

Cutoff	Coef	2.5 % CI	97.5 % CI
lower pseudo	0.002919	-0.014796	0.020634
real	0.039332	-0.001524	0.080188
higher pseudo	0.041137	-0.015333	0.097606

Table 4: Coefficient and confidence interval of the sharp real-data estimation at pseudo cutoffs for  $c_D$ .

## 7 Conclusion

This paper improves the applicability of regression discontinuity design (RDD) in operations and management. The multi-score RDD framework, combined with modern machine-learning-based adjustment, provides new opportunities to evaluate complex decision settings and policies. In settings with strict decision boundaries, policy-makers face little to no overlap in treatments near the cutoff, limiting the scope for “what if” reasoning.

Our theoretical insights rest on three observations. First, analyzing general assignment rules requires extending the notion of “binary compliance” to the broader concept of “compliance with an assignment mechanism.” In principle, all possible inputs to the mechanism must be considered when assessing compliance. Second, compliance is always defined relative to the rules under consideration. Changing the assignment mechanism can change the observed behavior of units. This relativity should be reflected in theory, as knowledge about specific parts of the mechanism or the final decision rule makes it possible to identify noncompliance. Third, in multiple dimensions, the complier effect at the cutoff should not depend on the direction from which the cutoff is approached, a property that future estimation methods can exploit.

Building on these observations, we generalized existing unit behavior types (compliers, nevertakers, alwaystakers) to multi-dimensional cutoff rules and introduced a new category of indecisive units. We derived rules describing how behavior types evolve when cutoff rules are decomposed into subrules. We also proved an identification result for the cutoff complier effect in MRD settings and established conditions under which this result remains valid when subsets of alwaystakers and nevertakers are removed, leading to the subset complier effect at the cutoff.

We validated our theoretical results using simulation studies with a semi-synthetic DGP and a real-world application in manufacturing. These analyses show that subrule-specific estimation can improve decision-making. In particular, the results confirm that removing identifiable nevertakers and/or alwaystakers makes effect estimation more precise, under conditions specified by the theory. When com-

bined with flexible ML-based adjustments, variance can be further reduced without introducing bias. We recommend that practitioners estimate both the complier and the subset complier effect at the cut-off whenever nevertakers or alwaystakers can be identified in practice, and retrospectively validate the required assumptions. Importantly, the empirical findings underline asymmetries in treatment effects across different cutoff dimensions: the effect of the overall assignment rule generally differs from the effects of its subrules. Nevertheless, careful evaluation of each score component can provide valuable insights.

We expanded MRD theory by introducing tools to analyze complex cutoff rules and their corresponding subrules, expressed in terms of well-defined unit behavior types. Although our empirical study specifically bridges econometric RDD methods and industrial process control, the framework is broadly applicable to other complex decision settings, such as multi-criteria loan approval in financial institutions or public health resource allocation where eligibility depends on several risk factors. Future work could explore the relationship between main rules and subrules in greater depth, study the stability of unit types, or extend the multi-dimensional RDD to hierarchical decision structures across multiple stages. Developing estimators tailored to the identification theorems also represents a promising direction.

## A Proofs

### A.1 Unit categorization

**Lemma 1.**  *$T$  is constant if and only if  $S(T) = \emptyset$ , or equivalently, if and only if  $\text{supp}(T) = \{0\}$ .*

Before proving the above statement let us make some simple observations. Let

$$S(T|X) := \{k \in \mathbb{N}_{\leq K} \mid \lambda \in \mathbb{R} : T_i(X|0) \neq T(X|0 + \lambda e_k)\}$$

denote the set of local change directions of  $X$ . Then one has the following properties:

1.  $S(T|X)$  depends only upon the quadrant of  $X$  since within a quadrant the  $I_k$ 's and  $\bar{I}_k$ 's are constant.

2.  $S(T) = \bigcup_{X \in \mathbb{R}^K} S(T|X)$

Since  $T(0|c + \lambda e_k) \neq T(0|c)$  is equivalent to  $T(-c|0 + \lambda e_k) \neq T(-c|0)$ .

3.  $S(T|X)$  can be empty.

For example let  $T = (I_1 \wedge I_2) \vee I_3$  and  $X \in \mathbb{R}_{>0}^3$ . Then  $S(T|X) = \emptyset$ , since  $T$  is true as long as there are at least two indicators that are true. Changing the cutoff in only one direction  $k$  does not affect  $T(0 + \lambda e_k)$ . This example can be extended such that changes in multiple directions do not affect  $T$ .

*Proof.* One direction is clearly trivial. For the other suppose  $T$  is not constant. Then one has  $0 = T(X|0) \neq T(\hat{X}|0) = 1$  for appropriate  $X, \hat{X} \in \mathbb{R}^K$ . Define the sequence

$$X^k := X + \sum_{j=1}^k \langle \hat{X} - X, e_j \rangle e_j \quad 0 \leq k \leq K$$

for  $0 \leq k \leq K$ . Then  $X^K = \hat{X}$ ,  $X^0 = X$  and  $X^k - X^{k-1} = \lambda_k e_k$  with  $\lambda_k := \langle \hat{X} - X, e_k \rangle$ . We assume that  $S(T|X^k) = \emptyset$  for all  $k$ . Then

$$T(X^{k-1}|0) = T(X^{k-1}|0 - \lambda_k e_k) = T(X^k|0)$$

and thus per induction  $0 = T(X|0) = T(\hat{X}|0) = 1$ . Which contradicts the assumption. Thus, there exists some  $k$  with  $S(T|X^k) \neq \emptyset$ . Which shows that  $S(T) \neq \emptyset$ .  $\square$

As a general assumption for the next statements we require that  $T$  is not trivial, that is  $\text{supp}(T) \neq \{0\}$ .

**Proposition 1.** *For each  $X \in \mathbb{R}^K$ , there exists a unique decomposition  $X = X^T + X^{\perp T}$  with  $X^T \in \text{supp}(T)$  and  $X^{\perp T} \in N^T$ . The decomposition given by the orthogonal projection  $P_T(X) := \sum_{k \in S(T)} \langle X, e_k \rangle e_k$  onto  $\text{supp}(T)$  satisfies the above properties.*

*Proof.* Using equations 3 one can see that  $X + \lambda Y \in N^T$  for  $X, Y \in N^T$  and  $\lambda \in \mathbb{R}_{>0}$ . Further  $T(-X | c) = T(0 | c + X) = T(X | c + X) = T(X - X | c) = T(0 | c)$  for  $X \in N^T$  and  $c \in \mathbb{R}^K$ . Thus,  $N^T$  is a linear subspace of  $\mathbb{R}^K$ . Let  $k \in S(T)$  then there exists  $\lambda \in \mathbb{R}$ ,  $c \in \mathbb{R}^K$  such that  $T(0 | c + \lambda e_k) \neq T(0 | c)$ . This means that  $-\lambda e_k \notin N$ . Since  $N^T$  is a linear space this means that  $e_k$  can also not be in  $N$ . Now let  $k \notin S(T)$ . Then  $T(0 | c) = T(0 | c - e_k) = T(e_k | c)$  for all  $c \in \mathbb{R}^K$  and thus  $e_k \in N^T$ . This shows that  $\text{supp}(T) \cap N^T = \{0\}$ . Let  $X^T := \sum_{k \in S(T)} \langle X, e_k \rangle e_k$  be the projection on to the subspace  $\text{supp}(T)$  and  $X^{\perp T} := X - X^T$ . Suppose there exists some  $c$  such that  $T(X^{\perp T} | c) \neq T(0 | c)$ . Let

$$c^k := c - \hat{X} + \sum_{j=1}^k \lambda_j e_j \quad 0 \leq k \leq K$$

with  $\lambda_j := \langle X^{\perp T}, e_j \rangle$ . Then  $c^0 = c - X^{\perp T}$ ,  $c^K = c$  and  $c^k = c^{k-1} + \lambda_k e_k$  holds. Further, one has

$$T(0 | c^k) = T(0 | c^{k-1} + \lambda_k e_k) = T(0 | c^{k-1})$$

for all  $1 \leq k \leq K$ . Otherwise,  $k \in S(T)$  and thus  $\lambda_k = 0$  by definition of  $X^{\perp T}$ . Using induction we derive  $T(X^{\perp T} | c) = T(0 | c^0) = T(0 | c^K)$  which contradicts the assumption. For uniqueness suppose there exists another decomposition  $X = Z^T + Z^{\perp T}$  with the above properties. Then  $Z^T - X^T = Z^{\perp T} - X^{\perp T} \in \text{supp}(T) \cap N^T = \{0\}$ .  $\square$

**Proposition 2.** Let  $D$  be a cutoff rule on  $\mathbb{R}^K$ . The unit  $i$  is:

1. a nevertaker (of  $T$  with respect to  $D$ ) iff  $D_i(c) = 0$
2. an alwaystaker (of  $T$  with respect to  $D$ ) iff  $D_i(c) = 1$
3. a complier (of  $T$  with respect to  $D$ ) iff  $T_i(c) = D_i(c)$
4. a defier (of  $T$  with respect to  $D$ ) iff  $D_i(c) \neq T_i(c)$

for all  $c \in \text{supp}(T)$ .

*Proof.* Note that  $T_i(c) = T_i(X_i | c) = T(X_i^T | c) = T(0 | c - X_i^T) = T(0 | \hat{c})$  and  $D_i(c) = D(X_i - c | 0) = D(\hat{X}_i - \hat{c})$  with  $\hat{c} := c - X_i^T \in \text{supp}(T)$  by applying equation (3) and Proposition 1.  $\square$

**Proposition 3.** The sets  $\text{At}(T, D)$ ,  $\text{Nt}(T, D)$ ,  $\text{ComP}(T, D)$  and  $\text{DeF}(T, D)$  are pairwise disjoint.

*Proof.* It is easy to see that  $\text{At}(T, D) \cap \text{Nt}(T, D) = \emptyset$  and  $\text{ComP}(T, D) \cap \text{DeF}(T, D) = \emptyset$ . For  $i \in C := \text{Nt}(T, D) \cup \text{At}(T, D)$  it follows that  $D(X_i^{\perp T} - c)$  is constant for all  $c \in \text{supp}(T)$ . Suppose that  $i \in C \cap \text{ComP}(T, D)$ . The latter would mean, that  $T(0 | c) = D(X_i^{\perp T} - c)$  for all  $c \in \text{supp}(T)$ . This contradicts  $\text{supp}(T) \neq \{0\}$ . Now suppose that  $i \in C \cap \text{DeF}(T, D)$ . The latter would mean that  $T(0 | c) \neq D(X_i^{\perp T} - c)$  for all  $c \in \text{supp}(T)$ , which implies that  $T$  is constant on  $\text{supp}(T)$ . This again contradicts  $\text{supp}(T) \neq \{0\}$ .  $\square$

From now on whenever we assume that  $D$  is a cutoff rule we suppose that  $D$  does not depend on  $I_{k,i}(c)$  with  $c \neq 0$ , that is  $T$  and  $D$  are synchronous regarding their cutoffs.

**Proposition 4.** *Let  $i$  denote an individual. Then  $i \in \text{At}(T, D) \cup \text{Nt}(T, D) \cup \text{DeF}(T, D) \cup \text{ComP}(T, D)$  for all cutoff rules  $D$  if and only if  $\dim(\text{supp}(T)) = 1$ .*

*Proof.* To show the first implication we suppose that  $\dim(\text{supp}(T)) > 1$  and construct a  $D$  such that  $\text{Ind}(T, D) \neq \emptyset$ . Since  $\dim(\text{supp}(T)) > 1$  here exist  $l, k \in S(T)$  with  $l \neq k$ . Define

$$D = (T \wedge I_k \wedge I_l) \vee (\overline{T} \wedge \overline{I_k} \wedge I_l) \vee (I_k \wedge \overline{I_l})$$

and let  $X_i$  be such that  $X_{k,i} = 0 = X_{l,i}$ . Then  $D(X_i | 0) = 0$  and  $D(X_i | e_k) = 1$ . This shows that  $i \notin \text{At}(T, D) \cup \text{Nt}(T, D)$  since  $0, e_k \in \text{supp}(T)$ . Further

$$D(X_i | e_k + e_l) = T(X_i | e_k + e_l)$$

and

$$D(X_i | e_l) = \overline{T}(X_i | \hat{c}) \neq T(X_i | e_l).$$

Thus,  $i \in \text{Ind}(T, D)$  since  $e_l, e_k \in \text{supp}(T)$ .

For the other implication we suppose that  $\dim(\text{supp}(T)) = 1$ . Since  $\text{supp}(T) \simeq \mathbb{R}$  one has  $T_i = I_{k,i}$  with  $k \in S(T)$ . Further, suppose  $i$  is in neither of the mentioned sets. Then  $T_i(c) \neq D_i(c)$  and  $T_i(\hat{c}) = D_i(\hat{c})$  for some  $c, \hat{c} \in \text{supp}(T)$ . Thus,  $\hat{c} = c + \lambda e_k$  for appropriate  $\lambda \in \mathbb{R}$ . If  $T_i(c) = T_i(\hat{c})$  then  $D_i(c) \neq D_i(\hat{c})$ . Since  $D$  is a cutoff rule and  $I_{i,j}(c) = I_{i,j}(\hat{c})$  for  $j \neq k$  we conclude  $T_i(c) = I_{k,i}(c) \neq I_{k,i}(\hat{c}) = T_i(\hat{c})$ . This contradicts the assumption. If otherwise  $T_i(c) \neq T_i(\hat{c})$  one has  $D_i(c) = D_i(\hat{c})$ . Which would imply that  $D_i(c)$  is constant for  $c \in \text{supp}(T)$ , and thus  $i \in \text{At}(T, D) \cup \text{Nt}(T, D)$ .  $\square$

## A.2 Examples

**Example (OR-Rules)** Let  $D := \bigvee_{j=1}^K I_j$  and  $T := \bigvee_{j=1}^k I_j$  for  $k \in \mathbb{N}_{<K}$ . Then  $\text{supp}(T) = \mathbb{R}^k \times \{0\}^{K-k}$ . The potential outcomes reduce to  $Y_i = Y_i(0, 0)(1 - D_i) + Y_i(0, 1)D_i(1 - T_i) + Y(1, 1)T_i$ . Further we have the following unit categorizations:

1.  $\text{ComP}(T, D) = \{i \mid X_i \in \mathbb{R}^k \times \mathbb{R}_{\leq 0}^{K-k}\}$

Note that in this case the additional or-conditions are zero, reducing the rule  $D_i$  to  $T_i$ .

2.  $\text{At}(T, D) = \{i \mid \exists k < j \leq K : X_{j,i} > 0\} = \{i \mid X_i \in \mathbb{R}^k \times (\mathbb{R}^{K-k} \setminus \mathbb{R}_{\leq 0}^{K-k})\}$

As long as there is any additional or condition that is always true, cutoff changes in  $\text{supp}(T)$  do not affect  $D$ .

3.  $\text{Nt}(T, D) = \emptyset$

Choose  $c \in \text{supp}(T)$  such that  $X_{i,j} > c$  for  $0 \leq j \leq k$ , then  $D_i = 1$ .



$$4. \text{DeF}(T, D) = \emptyset$$

Note that  $T_i(c) = 1$  implies  $D_i(c) = 1$  for all  $c \in \text{supp}(T)$ .

**Example (XOR dominant rule)** Let  $D := (I_1 \vee I_2) \wedge (\bar{I}_1 \vee \bar{I}_2)$  and  $T := I_1$ . Then  $\text{supp}(T) = \mathbb{R} \times \{0\}$ . The potential outcomes formulation does not simplify much:

$$Y_i = Y_i(0, 0)(1 - T_i)(1 - I_{2,i}) + Y_i(1, 0)T_i I_{2,i} + Y_i(0, 1)(1 - T_i)I_{2,i} + Y_i(1, 1)T_i(1 - I_{2,i})$$

Note if  $X_{2,i} > 0$ , one has  $D_i(c) = \bar{T}_i(c)$  and otherwise  $D_i(c) = T_i(c)$  for all  $c \in \text{supp}(T)$ . Thus:

1.  $\text{ComP}(T, D) = \{i \mid X_{2,i} \leq 0\}$
2.  $\text{At}(T, D) = \emptyset$
3.  $\text{Nt}(T, D) = \emptyset$
4.  $\text{DeF}(T, D) = \{i \mid X_{2,i} > 0\}$

**Nevertakers, Compliers, Alwaysstakers** We now investigate potential setup for cutoff rules that admit compliers, alwaysstakers and nevertakers. In accordance with the empirical part let  $T := I_1 \square I_2$  for  $\square \in \{\vee, \wedge\}$  and  $G = I_k$  for  $k = 1, 2$  and further let  $D$  be a cutoff rule. Thus, only the number of additional variables in  $D$  limit the possible unit categories. That is, with one additional cutoff variable  $I_3$  one could realize each tuple of the different item types (e.g. defier and nevertakers). A common assumption in causal literature is that there are no defying or indecisive units. Thus, to have a setting with each of the remaining three categories one would require one more variable  $I_4$ . This leaves a single choice open (nevertakers, alwaysstakers or compliers) for the remaining region in  $\mathbb{R}^4$ . As in case of the cautious operator we decide to opt for compliance. Thus, we arrive at

$$D = (T \wedge I_3) \vee (\bar{I}_3 \wedge I_4)$$

for a model of the actual treatment decision with:

$$\text{ComP}(T, D) = \{i \mid X_{3,i} > 0\}$$

$$\text{At}(T, D) = \{i \mid X_{3,i} \leq 0, X_{4,i} > 0\}$$

$$\text{Nt}(T, D) = \{i \mid X_{3,i} \leq 0, X_{4,i} \leq 0\}$$

$$\text{DeF}(T, D) = \emptyset$$

For the case  $\square = \wedge$  and  $G := I_1$  one has

$$\text{Comp}(G, D) = \{i \mid X_{3,i} > 0, X_{2,i} > 0\}$$

$$\text{At}(G, D) = \{i \mid X_{3,i} \leq 0, X_{4,i} > 0\}$$

$$\text{Nt}(G, D) = \{i \mid X_{3,i} \leq 0, X_{4,i} \leq 0\} \cup \{i \mid X_{2,i} \leq 0, X_{4,i} \leq 0\} \cup \{i \mid X_{2,i} \leq 0, X_{3,i} > 0\}$$

$$\text{DeF}(G, D) = \emptyset$$

That is  $X_4$  could be ignored for estimating the complier effect of  $G$  due to our specific choice, whereas  $X_3$  and  $X_2$  are the switches required to identify  $\text{Comp}(G, D)$  completely. Again  $X_2$  might be known from  $T$ , which helps to reduce the observational dataset accordingly.

### A.3 Inheritance

The following lemma is the basis for duality statements involving the unit categories.

**Lemma 2.** *The decomposition in Proposition 1 is stable under negation, that is*

$$X_i^T = X_i^{\overline{T}} \text{ and } X_i^{\perp T} = X_i^{\perp \overline{T}}$$

In particular  $\text{supp}(T) = \text{supp}(\overline{T})$  and  $N^T = N^{\overline{T}}$ .

*Proof.* If  $T(0 \mid c) \neq T(0 \mid c + \lambda e_k)$  holds, the same is true for  $\overline{T}$  and vice versa. This shows that  $S(T) = S(\overline{T})$  and  $\text{supp}(T) = \text{supp}(\overline{T})$ . Now let  $X \in \mathbb{R}^K$  such that  $T(X \mid c) = T(X \mid 0)$  for all  $c \in \mathbb{R}^K$ . Then the same equality holds for  $\overline{T}$  and vice versa. Thus,  $N^T = N^{\overline{T}}$ . Using that the decomposition in Proposition 1 is a direct sum of linear spaces we get

$$X_i^T - X_i^{\overline{T}} = X_i^{\perp \overline{T}} - X_i^{\perp T} \in \text{supp}(T) \cap N^T = \{0\}$$

which concludes the proof.  $\square$

**Proposition 5.** *The following duality statements hold:*

1.  $\text{At}(T, D) = \text{Nt}(T, \overline{D})$
2.  $\text{At}(T, D) = \text{At}(\overline{T}, D)$  and  $\text{Nt}(T, D) = \text{Nt}(\overline{T}, D)$
3.  $\text{Ind}(T, D) = \text{Ind}(\overline{T}, D) = \text{Ind}(T, \overline{D})$
4.  $\text{Comp}(T, D) = \text{DeF}(\overline{T}, D) = \text{DeF}(T, \overline{D})$

*Proof.* Using Lemma 2 we have  $D(X_i^{\perp T} - c) = D(X_i^{\perp \overline{T}} - c)$  for  $X_i \in \mathbb{R}^K$  and  $c \in \text{supp}(T) = \text{supp}(\overline{T})$ . The equalities in of Definition 3 are easily checked.  $\square$

**Proposition 6.** *Let  $G$  be a cutoff rule on  $\mathbb{R}^K$  with  $\text{supp}(G) \subset \text{supp}(T)$ . Then:*

$$1. \text{ At}(T, D) \subset \text{At}(G, D)$$

$$2. \text{ Nt}(T, D) \subset \text{Nt}(G, D)$$

*Proof.* One has  $(X_i^{\perp G})^{\perp T} = X_i^{\perp T}$ . To see this note that  $X_i = (X_i^{\perp G})^T + X_i^G + (X_i^{\perp G})^{\perp T}$  with  $(X_i^{\perp G})^T + X_i^G \in \text{supp}(T)$ . Then the claim follows by the uniqueness of the decomposition according to Proposition 1. With this one obtains

$$D(X_i^{\perp G} - c^G) = D\left((X_i^{\perp G})^{\perp T} + (X_i^{\perp G})^T - c^G\right) = D(X_i^{\perp T} - c)$$

with  $c = c^G - (X_i^{\perp G})^T \in \text{supp}(T)$  which concludes the proof.  $\square$

**Lemma 3.** *Let  $G, H$  be cutoff rules on  $\mathbb{R}^K$  with  $\text{supp}(T) = \text{supp}(G) \oplus \text{supp}(H)$ . Then  $N^G = \text{supp}(H) \oplus N^T$ .*

*Proof.* Let  $X \in \text{supp}(H) \cap N^T = \{0\}$ , then  $X \in \text{supp}(T)$  since  $\text{supp}(H) \subset \text{supp}(T)$  and thus  $X \in N^T \cap \text{supp}(T) = \{0\}$ . This shows that the sum on the right side is indeed a direct sum, that is  $\text{supp}(H) + N^T = \text{supp}(H) \oplus N^T$ . Employing Proposition 1 one has  $N^G \oplus \text{supp}(G) = \mathbb{R}^K$ . Using this and  $\text{supp}(G) \subset \text{supp}(T)$  it follows that  $N^T \subset N^G$ . Also note that  $\text{supp}(H) \cap \text{supp}(G) = \{0\}$  and thus  $\text{supp}(H) \subset N^G$ . This shows  $\text{supp}(H) \oplus N^T \subset N^G$  since  $N^G$  is a linear space. Now let  $X \in N^G$ . With Proposition 1 one has  $X = X^{\perp T} = X^T + X^{\perp T}$  with  $X^T \in \text{supp}(T)$  and  $X^{\perp T} \in N^T \subset N^G$  and further  $X^T = X^G + X^H$  with  $X^G \in \text{supp}(G)$  and  $X^H \in \text{supp}(H) \subset N^G$ . Thus,  $X^G = X - X^H - X^{\perp T} \in \text{supp}(G) \cap N^G$  and with this  $X = X^H + X^{\perp T} \in \text{supp}(H) \oplus N^T$ .  $\square$

**Proposition 7.** *Let  $G, H$  be cutoff rules on  $\mathbb{R}^K$  with  $\text{supp}(G) \neq \{0\}$ . Suppose further that  $\text{supp}(T) = \text{supp}(G) \oplus \text{supp}(H)$ .*

1. *If  $T = G \wedge H$ , then:*

$$(a) \text{ ComP}(G, T) = \{i \mid H(X_i^H \mid 0) = 1\}$$

$$(b) \text{ Nt}(G, T) = \{i \mid H(X_i^H \mid 0) = 0\}$$

(c) *Every unit  $i$  is either a complier or a nevertaker of  $G$  with respect to  $T$ .*

2. *If  $T = G \vee H$ , then:*

$$(a) \text{ ComP}(G, T) = \{i \mid H(X_i^H \mid 0) = 0\}$$

$$(b) \text{ At}(G, T) = \{i \mid H(X_i^H \mid 0) = 1\}$$

(c) *Every unit  $i$  is either a complier or an alwaystaker of  $G$  with respect to  $T$ .*

*Proof.* We only show the case  $T = G \wedge H$  since the other follows in the same way. Let  $i \in \text{ComP}(G, T)$ . This is equivalent to

$$G(X_i \mid c^G) = G(X_i \mid c^G) \wedge H(X_i \mid c^G) = G(X_i \mid c^G) \wedge H(X_i^H \mid 0) \quad \forall c^G \in \text{supp}(G)$$

where the last equality follows from  $\text{supp}(G) \subset N^H$  (Proposition 1). Since the support of  $G$  is non-trivial this is equivalent to  $H(X_i^H \mid 0) = 1$ . Now let  $i \in \text{Nt}(G, T)$ . This is equivalent to:

$$0 = G(X_i \mid c^G) \wedge H(X_i^H \mid 0) \quad \forall c^G \in \text{supp}(G)$$

Again since the support of  $G$  is non-trivial this is equivalent to  $H(X_i^H \mid 0) = 0$ .  $\square$

**Proposition 8.** *Let  $G, H$  be cutoff rules on  $\mathbb{R}^K$  with  $\text{supp}(T) = \text{supp}(G) \oplus \text{supp}(H)$  and  $\text{supp}(G) \neq \{0\} \neq \text{supp}(H)$ .*

1. *If  $T = G \wedge H$  then:*

$$(a) \text{ ComP}(G, T) \cap \text{ComP}(T, D) \subset \text{ComP}(G, D)$$

$$(b) \text{ Nt}(G, T) \cap \text{ComP}(T, D) \subset \text{Nt}(G, D)$$

$$(c) \text{ ComP}(T, D) \subset \text{ComP}(G, D) \cup \text{Nt}(G, D)$$

2. *If  $T = G \vee H$  then:*

$$(a) \text{ ComP}(G, T) \cap \text{ComP}(T, D) \subset \text{ComP}(G, D)$$

$$(b) \text{ At}(G, T) \cap \text{ComP}(T, D) \subset \text{At}(G, D)$$

$$(c) \text{ ComP}(T, D) \subset \text{ComP}(G, D) \cup \text{At}(G, D)$$

*Proof.* Let  $T = G \wedge H$  and  $X_i \in \text{ComP}(T, D)$  then

$$G(0 \mid c^G) \wedge H(0 \mid c^H) = G(0 \mid c) \wedge H(0 \mid c) = T(0 \mid c) = D(X_i^{\perp T} - c)$$

for all  $c = c^G + c^H \in \text{supp}(G) \oplus \text{supp}(H) = \text{supp}(T)$ . The first equality follows from  $c^H \in N^G$  and  $c^G \in N^H$  using Lemma 3. The above also holds for  $c = c^G - X_i^H$ . Further  $X_i^{\perp G} = X_i^H + X_i^{\perp T}$  according to Lemma 3 and with this

$$G(0 \mid c^G) \wedge H(X_i^H \mid 0) = D(X_i^{\perp G} - c^G)$$

for all  $c^G \in \text{supp}(G)$ . If  $H(X_i^H \mid 0) = 1$  then it follows that  $i \in \text{ComP}(G, D)$ . Otherwise,  $D(X_i^{\perp G} - c^G) = 0$  for all  $c^G \in \text{supp}(G)$ . Since  $\{0\} \neq \text{supp}(G)$  one has  $i \in \text{Nt}(G, D)$ . In summary, using Lemma 7 one derives

$$\text{ComP}(G, T) \cap \text{ComP}(T, D) \subset \text{ComP}(G, D)$$

$$\text{Nt}(G, T) \cap \text{ComP}(T, D) \subset \text{Nt}(G, D)$$

and with it:

$$\text{ComP}(T, D) \subset \text{ComP}(G, D) \cup \text{Nt}(G, D)$$

Using the same argument one derives the analog result for  $T = G \vee H$ .  $\square$

## B Additional Numerical Results

In this appendix we present additional results and supplementary material to the simulation results in Section 5.3.

### B.1 Simulation for Cautious Operator

setting	method	Mean Bias	s.e.	Coverage	RMSE left	Log loss left	RMSE right	Log loss right
Fuzzy	RDD Conventional Covs	-0.0158	0.0124	0.6867				
	RDD Without Covs	-0.0189	0.0117	0.5200				
	RDflex Boosting	0.2453	7.8523	0.9467	0.0268	0.0313	0.0741	0.4072
	RDflex Global Lasso	0.1593	9.1373	0.9800	0.0374	0.0132	0.0707	0.5320
	RDflex Lasso	-13.0991	690.4369	0.9600	0.0275	0.0202	0.0707	0.4681
Fuzzy Subset	RDflex Stacking	-0.3166	16.4743	0.9667	0.0257	0.0104	0.0732	0.3574
	RDD Conventional Covs	-0.0003	0.0085	0.9754				
	RDD Without Covs	-0.0002	0.0085	0.9713				
	RDflex Boosting	-0.0002	0.0060	0.9713	0.0359	0.1205	0.0950	0.1473
	RDflex Global Lasso	0.0002	0.0057	0.9836	0.0336	0.1394	0.0936	0.1468
Sharp	RDflex Lasso	0.0002	0.0057	0.9795	0.0333	0.2688	0.0936	0.1580
	RDflex Stacking	0.0000	0.0058	0.9754	0.0337	0.0321	0.0938	0.1460
	RDD Conventional Covs	-0.0043	0.0073	0.8720				
	RDD Without Covs	-0.0050	0.0074	0.8880				
	RDflex Boosting	-0.0040	0.0059	0.8640	0.0257		0.0749	
Sharp Subset	RDflex Global Lasso	-0.0049	0.0075	0.8840	0.0353		0.0728	
	RDflex Lasso	-0.0045	0.0077	0.8800	0.0271		0.0726	
	RDflex Stacking	-0.0048	0.0070	0.8680	0.0255		0.0732	
	RDD Conventional Covs	-0.0005	0.0078	0.9800				
	RDD Without Covs	-0.0004	0.0078	0.9720				
	RDflex Boosting	-0.0007	0.0057	0.9840	0.0361		0.0953	
	RDflex Global Lasso	-0.0003	0.0054	0.9800	0.0337		0.0940	
	RDflex Lasso	-0.0003	0.0054	0.9760	0.0333		0.0940	
	RDflex Stacking	-0.0004	0.0054	0.9720	0.0337		0.0939	

Table 5: Mean Bias and standard error, coverage and first stage prediction quality of different estimators in estimation at  $c_Y$ .

#### Cutoff $c_Y$

setting	method	Mean Bias	s.e.	Coverage	RMSE left	Log loss left	RMSE right	Log loss right
2D Binding Fuzzy	RDD Conventional Covs	-0.0032	0.0092	0.5080				
	RDD Without Covs	-0.0020	0.0092	0.5080				
	RDflex Boosting	-0.0023	0.0073	0.5160	0.0292	0.0658	0.1008	0.2655
	RDflex Global Lasso	-0.0029	0.0078	0.5120	0.0416	0.1128	0.0993	0.3470
	RDflex Lasso	-0.0022	0.0074	0.5160	0.0288	0.3225	0.0987	0.4954
2D Binding Sharp	RDflex Stacking	-0.0023	0.0073	0.5120	0.0281	0.0155	0.0988	0.2438
	RDD Conventional Covs	-0.0021	0.0081	0.9600				
	RDD Without Covs	-0.0008	0.0081	0.9480				
	RDflex Boosting	-0.0019	0.0069	0.9720	0.0298		0.1011	
	RDflex Global Lasso	-0.0018	0.0068	0.9520	0.0420		0.0991	
2D Euclidean Fuzzy	RDflex Lasso	-0.0011	0.0069	0.9520	0.0288		0.0987	
	RDflex Stacking	-0.0014	0.0069	0.9480	0.0282		0.0989	
	RDD Conventional Covs	-0.0226	0.0119	0.4360				
	RDD Without Covs	-0.0229	0.0122	0.4640				
	RDflex Boosting	-0.0234	0.0094	0.4000	0.0255	0.0744	0.1054	0.0654
2D Euclidean Sharp	RDflex Global Lasso	-0.0208	0.0106	0.5920	0.0349	0.1123	0.1037	0.2470
	RDflex Lasso	-0.0226	0.0094	0.4320	0.0250	0.4624	0.1020	0.4017
	RDflex Stacking	-0.0223	0.0098	0.4640	0.0252	0.0179	0.1025	0.0154
	RDD Conventional Covs	-0.0255	0.0119	0.3120				
	RDD Without Covs	-0.0257	0.0122	0.3160				
	RDflex Boosting	-0.0262	0.0104	0.3560	0.0254		0.1068	
	RDflex Global Lasso	-0.0253	0.0102	0.3440	0.0350		0.1038	
	RDflex Lasso	-0.0257	0.0103	0.3480	0.0247		0.1031	
	RDflex Stacking	-0.0258	0.0103	0.3200	0.0252		0.1034	

Table 6: Mean Bias and standard error, coverage and first stage prediction quality of different estimators in estimation with two-dimensional estimators.

#### Two-dimensional estimator

## B.2 Simulation for Acknowledging Operator

setting	method	Mean Bias	s.e.	Coverage	RMSE left	Log loss left	RMSE right	Log loss right
Fuzzy	RDD Conventional Covs	-0.0019	0.0102	0.9735				
	RDD Without Covs	-0.0017	0.0103	0.9823				
	RDFlex Boosting	-0.0018	0.0086	0.9912	0.0243	0.0580	0.0988	0.3837
	RDFlex Global Lasso	-0.0020	0.0086	1.0000	0.0395	0.1020	0.0964	0.5188
	RDFlex Lasso	-0.0021	0.0083	0.9823	0.0242	0.1130	0.0958	0.4996
	RDFlex Stacking	-0.0018	0.0085	0.9823	0.0243	0.0135	0.0960	0.3813
Sharp	RDD Conventional Covs	-0.0042	0.0067	0.9320				
	RDD Without Covs	-0.0042	0.0067	0.9360				
	RDFlex Boosting	-0.0042	0.0058	0.9200	0.0243		0.0984	
	RDFlex Global Lasso	-0.0042	0.0057	0.9360	0.0396		0.0956	
	RDFlex Lasso	-0.0042	0.0057	0.9360	0.0241		0.0951	
	RDFlex Stacking	-0.0042	0.0057	0.9320	0.0243		0.0954	
Sharp Subset	RDD Conventional Covs	0.0010	0.0101	0.9720				
	RDD Without Covs	0.0009	0.0102	0.9720				
	RDFlex Boosting	0.0005	0.0089	0.9760	0.0261		0.1122	
	RDFlex Global Lasso	0.0009	0.0084	0.9720	0.0255		0.1083	
	RDFlex Lasso	0.0009	0.0085	0.9720	0.0247		0.1078	
	RDFlex Stacking	0.0009	0.0085	0.9720	0.0258		0.1080	

Table 7: Mean Bias and standard error, coverage and first stage prediction quality of different estimators in estimation at  $c_D$ .

### Cutoff $c_D$

setting	method	Mean Bias	s.e.	Coverage	RMSE left	Log loss left	RMSE right	Log loss right
Fuzzy	RDD Conventional Covs	-0.0160	0.0125	0.6267				
	RDD Without Covs	-0.0193	0.0115	0.5067				
	RDFlex Boosting	-0.0390	0.4699	0.9800	0.0265	0.0338	0.0784	0.3830
	RDFlex Global Lasso	0.0835	3.5647	0.9867	0.0380	0.0134	0.0747	0.5802
	RDFlex Lasso	-0.0697	4.5786	0.9867	0.0276	0.0213	0.0744	0.4486
	RDFlex Stacking	0.0001	1.7755	0.9600	0.0257	0.0096	0.0777	0.3278
Sharp	RDD Conventional Covs	-0.0035	0.0081	0.8480				
	RDD Without Covs	-0.0044	0.0079	0.8600				
	RDFlex Boosting	-0.0037	0.0069	0.8480	0.0257		0.0789	
	RDFlex Global Lasso	-0.0040	0.0081	0.8600	0.0357		0.0768	
	RDFlex Lasso	-0.0041	0.0086	0.8680	0.0271		0.0766	
	RDFlex Stacking	-0.0042	0.0077	0.8600	0.0256		0.0771	
Sharp Subset	RDD Conventional Covs	-0.0008	0.0081	0.9760				
	RDD Without Covs	-0.0008	0.0080	0.9760				
	RDFlex Boosting	-0.0007	0.0059	0.9720	0.0366		0.0985	
	RDFlex Global Lasso	-0.0006	0.0056	0.9800	0.0339		0.0970	
	RDFlex Lasso	-0.0006	0.0056	0.9800	0.0336		0.0971	
	RDFlex Stacking	-0.0007	0.0055	0.9760	0.0333		0.0970	

Table 8: Mean Bias and standard error, coverage and first stage prediction quality of different estimators in estimation at  $c_Y$ .

### Cutoff $c_Y$

## Acknowledgements

This work was funded by the Bavarian Joint Research Program (BayVFP) – Digitization (Funding reference: DIK0294/01) and the German Research Foundation (DFG) (Grant no 448795504). The research partners ams-OSRAM and Economic AI kindly thank the the VDI/VDE-IT Munich for the organization and the Free State of Bavaria as well as the Federal Republic of Germany, for the financial support.

## References

Lily An, Zach Branson, and Luke Miratrix. Using gaussian process regression in two-dimensional regression discontinuity designs. edworkingpaper no. 24-1043. *Annenberg Institute for School Reform at Brown University*, 2024.

- J. D. Angrist and V. Lavy. Using maimonides' rule to estimate the effect of class size on scholastic achievement. *The Quarterly Journal of Economics*, 114(2):533–575, May 1999. ISSN 1531-4650. doi: 10.1162/003355399556061. URL <http://dx.doi.org/10.1162/003355399556061>.
- Yoichi Arai, Taisuke Otsu, and Myung Hwan Seo. Regression discontinuity design with potentially many covariates. *Econometric Theory*, page 1–36, February 2025. ISSN 1469-4360. doi: 10.1017/S0266466624000239. URL <http://dx.doi.org/10.1017/S0266466624000239>.
- Peter C Austin. An introduction to propensity score methods for reducing the effects of confounding in observational studies. *Multivariate Behav. Res.*, 46(3):399–424, May 2011.
- S E Black. Do better schools matter? parental valuation of elementary education. *Q. J. Econ.*, 114(2): 577–599, May 1999.
- Sebastian Calonico, Matias D Cattaneo, and Rocio Titiunik. Robust nonparametric confidence intervals for regression-discontinuity designs. *Econometrica*, 82(6):2295–2326, November 2014.
- Sebastian Calonico, Matias D Cattaneo, and Max H Farrell. Optimal bandwidth choice for robust bias-corrected inference in regression discontinuity designs. *The Econometrics Journal*, 23(2):192–210, November 2019a. ISSN 1368-423X. doi: 10.1093/ectj/utz022. URL <http://dx.doi.org/10.1093/ectj/utz022>.
- Sebastian Calonico, Matias D. Cattaneo, Max H. Farrell, and Rocío Titiunik. Regression discontinuity designs using covariates. *The Review of Economics and Statistics*, 101(3):442–451, 07 2019b. ISSN 0034-6535. doi: 10.1162/rest\_a\_00760. URL [https://doi.org/10.1162/rest\\_a\\_00760](https://doi.org/10.1162/rest_a_00760).
- Eduard Calvo, Ruomeng Cui, and Juan Camilo Serpa. Oversight and efficiency in public projects: A regression discontinuity analysis. *Manage. Sci.*, 65(12):5651–5675, December 2019.
- David Card, David S. Lee, Zhuan Pei, and Andrea Weber. Inference on causal effects in a generalized regression kink design. *Econometrica*, 83(6):2453–2483, 2015. ISSN 0012-9682. doi: 10.3982/ecta11224. URL <http://dx.doi.org/10.3982/ECTA11224>.
- Matias D. Cattaneo, Nicolas Idrobo, and Rocio Titiunik. A practical introduction to regression discontinuity designs: Foundations. November 2019. doi: 10.1017/9781108684606.
- Matias D. Cattaneo, Rocio Titiunik, and Ruiqi Rae Yu. Estimation and inference in boundary discontinuity designs, 2025. URL <https://arxiv.org/abs/2505.05670>.
- Victor Chernozhukov, Christian Hansen, Nathan Kallus, Martin Spindler, and Vasilis Syrgkanis. Applied causal inference powered by ml and ai, 2024. URL <https://arxiv.org/abs/2403.02467>.

- Jaehee Cho, Jun Hyuk Park, Jong Kyu Kim, and E. Fred Schubert. White light-emitting diodes: History, progress, and future. *Laser & Photonics Reviews*, 11, 2017.
- Jin-young Choi and Myoung-jae Lee. Regression discontinuity with multiple running variables allowing partial effects. *Political Analysis*, 26(3):258–274, July 2018. ISSN 1476-4989. doi: 10.1017/pan.2018.13. URL <http://dx.doi.org/10.1017/pan.2018.13>.
- Jin-young Choi and Myoung-jae Lee. Complier and monotonicity for fuzzy multi-score regression discontinuity with partial effects. *Economics Letters*, 228:111169, 2023. ISSN 0165-1765. doi: <https://doi.org/10.1016/j.econlet.2023.111169>. URL <https://www.sciencedirect.com/science/article/pii/S0165176523001945>.
- Caroline Flammer. Does corporate social responsibility lead to superior financial performance? a regression discontinuity approach. *Management Science*, 61(11):2549–2568, November 2015. ISSN 1526-5501. doi: 10.1287/mnsc.2014.2038. URL <http://dx.doi.org/10.1287/mnsc.2014.2038>.
- Jinyong Hahn, Petra Todd, and Wilbert Van der Klaauw. Identification and estimation of treatment effects with a regression-discontinuity design. *Econometrica*, 69(1):201–209, 2001. ISSN 00129682, 14680262. URL <http://www.jstor.org/stable/2692190>.
- Wesley Hartmann, Harikesh S. Nair, and Sridhar Narayanan. Identifying causal marketing mix effects using a regression discontinuity design. *Marketing Science*, 30(6):1079–1097, November 2011. ISSN 1526-548X. doi: 10.1287/mksc.1110.0670. URL <http://dx.doi.org/10.1287/mksc.1110.0670>.
- Teck-Hua Ho, Noah Lim, Sadat Reza, and Xiaoyu Xia. Om forum—causal inference models in operations management. *Manufacturing & Service Operations Management*, 19(4):509–525, 2017. doi: 10.1287/msom.2017.0659. URL <https://doi.org/10.1287/msom.2017.0659>.
- Kejia Hu, Sunil Chopra, and Yuche Chen. The effect of tightening standards on automakers’ non-compliance. *Production and Operations Management*, 30(9):3094–3115, 2021.
- Paul Hünermund, Jermain Kaminski, and Carla Schmitt. Causal machine learning and business decision making. *SSRN Electronic Journal*, 2021. ISSN 1556-5068. doi: 10.2139/ssrn.3867326. URL <http://dx.doi.org/10.2139/ssrn.3867326>.
- Guido Imbens and Stefan Wager. Optimized regression discontinuity designs. *The Review of Economics and Statistics*, 101(2):264–278, May 2019. ISSN 1530-9142. doi: 10.1162/rest\_a\_00793. URL [http://dx.doi.org/10.1162/rest\\_a\\_00793](http://dx.doi.org/10.1162/rest_a_00793).
- Guido Imbens and Tristan Zajonc. Regression discontinuity design with vector-argument assignment rules. *Unpublished paper*, page 8, 2009.



- Guido W. Imbens and Joshua D. Angrist. Identification and estimation of local average treatment effects. *Econometrica*, 62(2):467, March 1994. ISSN 0012-9682. doi: 10.2307/2951620.
- Guido W. Imbens and Thomas Lemieux. Regression discontinuity designs: A guide to practice. *Journal of Econometrics*, 142(2):615–635, February 2008. ISSN 0304-4076. doi: 10.1016/j.jeconom.2007.05.001. URL <http://dx.doi.org/10.1016/j.jeconom.2007.05.001>.
- Luke J Keele and Rocio Titiunik. Geographic boundaries as regression discontinuities. *Political Analysis*, 23(1):127–155, 2015.
- Alexander Kreiss and Christoph Rothe. Inference in regression discontinuity designs with high-dimensional covariates. *The Econometrics Journal*, 26(2):105–123, December 2022. ISSN 1368-423X. doi: 10.1093/ectj/utac029. URL <http://dx.doi.org/10.1093/ectj/utac029>.
- David S. Lee. Randomized experiments from non-random selection in u.s. house elections. *Journal of Econometrics*, 142(2):675–697, February 2008. ISSN 0304-4076. doi: 10.1016/j.jeconom.2007.05.004. URL <http://dx.doi.org/10.1016/j.jeconom.2007.05.004>.
- David S Lee and Thomas Lemieux. Regression discontinuity designs in economics. *Journal of Economic Literature*, 48(2):281–355, June 2010. ISSN 0022-0515. doi: 10.1257/jel.48.2.281. URL <http://dx.doi.org/10.1257/jel.48.2.281>.
- Woon Sau Leung, Jing Li, and Jiong Sun. Labor unionization and supply-chain partners’ performance. *Production and Operations Management*, 29(5):1325–1353, 2020.
- Yiqi Liu and Yuan Qi. Using forests in multivariate regression discontinuity designs, 2024. URL <https://arxiv.org/abs/2303.11721>.
- Sunil Mithas, Yanzhen Chen, Yatang Lin, and Alysson De Oliveira Silveira. On the causality and plausibility of treatment effects in operations management research. *Production and Operations Management*, 31(12):4558–4571, December 2022. ISSN 1937-5956. doi: 10.1111/poms.13863. URL <http://dx.doi.org/10.1111/poms.13863>.
- Claudia Noack, Tomasz Olma, and Christoph Rothe. Flexible covariate adjustments in regression discontinuity designs, 2024. <https://arxiv.org/abs/2107.07942>.
- John P. Papay, John B. Willett, and Richard J. Murnane. Extending the regression-discontinuity approach to multiple assignment variables. *Journal of Econometrics*, 161(2):203–207, 2011. ISSN 0304-4076. doi: <https://doi.org/10.1016/j.jeconom.2010.12.008>. URL <https://www.sciencedirect.com/science/article/pii/S0304407610002538>.

- Kristin E Porter, Sean F Reardon, Fatih Unlu, Howard S Bloom, and Joseph R Cimpian. Estimating causal effects of education interventions using a two-rating regression discontinuity design: Lessons from a simulation study and an application. *Journal of Research on Educational Effectiveness*, 10(1): 138–167, 2017.
- Sean F. Reardon and Joseph P. Robinson. Regression discontinuity designs with multiple rating-score variables. *Journal of Research on Educational Effectiveness*, 5(1):83–104, January 2012. ISSN 1934-5739. doi: 10.1080/19345747.2011.609583. URL <http://dx.doi.org/10.1080/19345747.2011.609583>.
- Donald B. Rubin. Estimating causal effects of treatments in randomized and nonrandomized studies. *Journal of Educational Psychology*, 66(5):688–701, October 1974. ISSN 0022-0663. doi: 10.1037/h0037350. URL <http://dx.doi.org/10.1037/h0037350>.
- Donald B. Rubin. Causal inference using potential outcomes: Design, modeling, decisions. *Journal of the American Statistical Association*, 100(469):322–331, 2005. ISSN 01621459. URL <http://www.jstor.org/stable/27590541>.
- Davood Sabaei, John Erkoyuncu, and Rajkumar Roy. A review of multi-criteria decision making methods for enhanced maintenance delivery. *Procedia CIRP*, 37:30–35, 2015.
- Masayuki Sawada, Takuya Ishihara, Daisuke Kurisu, and Yasumasa Matsuda. Local-polynomial estimation for multivariate regression discontinuity designs, 2025. URL <https://arxiv.org/abs/2402.08941>.
- Philipp Schwarz, Oliver Schacht, Sven Klaassen, Daniel Grünbaum, Sebastian Imhof, and Martin Spindler. Management decisions in manufacturing using causal machine learning – to rework, or not to rework?, 2024. <https://arxiv.org/abs/2406.11308>.
- Donald L Thistlethwaite and Donald T Campbell. Regression-discontinuity analysis: An alternative to the ex post facto experiment. *J. Educ. Psychol.*, 51(6):309–317, December 1960.
- Vivian C Wong, Peter M Steiner, and Thomas D Cook. Analyzing regression-discontinuity designs with multiple assignment variables: A comparative study of four estimation methods. *Journal of Educational and Behavioral Statistics*, 38(2):107–141, 2013.