

# Exploiting Vocabulary Frequency Imbalance in Language Model Pre-training

Woojin Chung\*

KAIST<sup>†</sup>

gartland223@gmail.com

Jeonghoon Kim\*<sup>‡</sup>

NAVER Cloud & KAIST

jeonghoon.samuel@gmail.com

 [github.com/Chung-Kim/vocab-imbalance](https://github.com/Chung-Kim/vocab-imbalance)

 [huggingface.co/collections/gartland/neurips-2025-vocabulary-frequency-imbalance](https://huggingface.co/collections/gartland/neurips-2025-vocabulary-frequency-imbalance)

## Abstract

Large language models are trained with tokenizers, and the resulting token distribution is highly *imbalanced*: a few words dominate the stream while most occur rarely. Recent practice favors ever-larger vocabularies, but it is unclear where the benefit comes from. To this end, we perform a controlled study that scales the vocabulary of the language model from 24K to 196K while holding data, computation, and optimization unchanged. We begin by quantifying the complexity of tokenized text – formalized via Kolmogorov complexity – and show that larger vocabularies reduce this complexity. Above 24K, every common word is already tokenized as a single token, so enlarging vocabulary only deepens the relative token-frequency imbalance. Word-level loss decomposition shows that larger vocabularies reduce cross-entropy loss almost exclusively by lowering uncertainty on the 2,500 most frequent words, even though loss on the rare tail rises. Same frequent words cover roughly 75% of tokens in downstream benchmarks, this training advantage transfers intact. We further show that enlarging model parameters with a fixed vocabulary yields the same frequent-word benefit. Our results recast “bigger vocabularies help” as “lowering complexity of tokenized text helps,” offering a simple, principled knob for tokenizer–model co-design and clarifying the loss dynamics that govern language model scaling in pre-training.

## 1 Introduction

A language model incorporates a tokenizer that converts a stream of characters into a series of token IDs, each representing a specific substring [20, 44, 10]. Tokenization has re-emerged as a powerful tuning knob for language models, with mounting evidence that simply scaling up vocabulary consistently reduces perplexity and improves downstream accuracy across diverse domains and model scales [55, 62]. Although this trend is consistently observed in practice, the underlying mechanism responsible for it has yet to be thoroughly investigated.

As vocabulary size grows, adding merge candidates segments frequent words in the training data into a single token and pushes infrequent ones deeper into the long tail, sharpening the relative token-frequency distribution [49, 32, 18]. In unigram models, this simply lowers the unigram Shannon entropy of training data toward its optimal loss (i.e., entropy rate) [44]. This intuition does not transfer to language models as they condition their next-token prediction on the preceding context,

\*Equal contribution

<sup>†</sup>Korea Advanced Institute of Science and Technology (KAIST)

<sup>‡</sup>Corresponding author

which contains a mixture of common and rare tokens [2, 7, 39, 6]. Moreover, rare tokens already carry much lower conditional probabilities than marginal ones; mistakes on them incur disproportionately large penalties [42, 36]. Yet rare tokens account for a small share of the entire dataset, making it unclear how a larger vocabulary reallocates capacity between frequent and rare tokens.

In this study, we explore why enlarging vocabulary size improves the performance of language models by expanding vocabulary from 24K to 196K. Viewing BPE [51] with its pre-tokenization rules as a lossless compressor [11, 30], we assess how much the tokenized text is compressed against raw text by an upper-bound on Kolmogorov complexity and first illustrate that expanding the vocabulary reduces this complexity (§3.3). Above 24K, frequent words are already encoded as single tokens, so the primary shift is a heightened imbalance in relative token-frequency distribution (§3.4), regardless of dataset quality (§3.5). Furthermore, a word-level loss decomposition shows that a larger vocabulary reduces the loss of frequent words, thereby lowering the model’s overall cross-entropy (§3.6), regardless of dataset and model size.

Analytic experiments trace how enlarging the vocabulary changes both training dynamics and generalization behavior through token-frequency imbalance. Our observation suggests that high frequency words in the pre-training corpus largely coincide with those in downstream benchmarks, both in identity and coverage, explaining the close link between training loss and transfer accuracy (§4.1). Scaling the model itself produces the same benefit: it predicts frequent words more accurately, thereby enhancing overall language-model performance (§4.2).

**Contribution.** We identify that larger vocabularies reduce the complexity of tokenized text, thereby facilitating the model to learn non-i.i.d. patterns in the training data more easily. Our experiments further reveal that beyond a certain size, vocabulary expansion no longer improves segmentation but instead steepens the skewness of the token-frequency distribution. This sharper imbalance alone lowers global cross-entropy by reducing the top  $\sim 2,500$  frequent words loss despite slight degradation on the rare tail. Through cross-dataset overlap analyses, we demonstrate that exploiting, rather than mitigating, token frequency imbalance causally reduces cross-entropy and boosts downstream accuracy. Finally, we show that parameter scaling replicates the same benefit as vocabulary scaling, both primarily reduce uncertainty on the same set of frequent tokens.

## 2 Motivation

Tokenization – the interface between raw text and the discrete symbols a model actually sees – has resurfaced as a powerful, low-cost lever for improving language model quality [20, 44, 10, 18]. A growing body of evidence finds that simply *increasing the size of the tokenizer vocabulary* yields systematic gains in perplexity and downstream accuracy across domain and model scales [55, 62]. Despite this empirical regularity, the mechanism behind the gain remains underexplored.

The clue may lie in how tokenizers behave as their vocabularies grow. Rajaraman et al. [44] noted that adding merge candidates segments the most frequent words in the corpus into single tokens, making an i.i.d. model over tokens a closer approximation to inherently non-i.i.d. data. Moreover, they empirically confirm that larger vocabularies lower unigram cross-entropy. Simultaneously, this pushes rare vocabularies further into the long tail, yielding a markedly more skewed token-frequency distribution (after the usual whitespace pre-tokenization) [49, 32].

Unfortunately, this explanation does not carry over verbatim to neural language models. In language models, every prediction is conditioned on a variable-length context. Errors on rare vocabularies are disproportionately costly because their conditional probabilities are already orders of magnitude below their marginal frequencies [42, 36], yet they occupy only a tiny fraction of the overall loss. Quantifying how vocabulary growth redistributes modelling capacity between these two regimes, therefore, remains a non-trivial challenge (see the Appendix A for a detailed explanation).

In this work, we tackle the problem head-on by pairing large-scale controlled experiments with analytical diagnostics. We ask:

*Why does enlarging the tokenizer vocabulary improve Transformer performance,  
and which component of the loss benefits most?*

Clarifying this mechanism is essential for principled tokenizer design and for understanding the true drivers of scaling laws in language modelling.

### 3 Experiments

**Guiding Questions.** Before diving into settings and metrics, we spell out the concrete questions that steer our empirical study:

1. **Tokenized Text Complexity**  
Does enlarging the vocabulary reduce the Kolmogorov complexity of tokenized text (§3.3)?
2. **Skew vs. Segmentation**  
Does enlarging the vocabulary *mainly* sharpen the relative token-frequency distribution, or does it still increase single-token coverage of frequent words (§3.4)?
3. **Loss Decomposition**  
When the complexity decreases and frequency skew increases, how is cross-entropy re-allocated between frequent and rare tokens, and which drives the global loss (§3.6)?
4. **Corpus Robustness**  
Are the above effects stable across different data quality—i.e. do high-curation (FineWeb-Edu) and noisier (OpenWebText) corpora exhibit the same trends (§3.5)?

The remainder of this section answers these questions in turn.

#### 3.1 Experimental Settings

In these experiments, we train a byte-pair encoding (BPE) tokenizer [51] and estimate token frequencies using a sample of 10 billion GPT-2 tokens from FineWeb-Edu [40] and the entire OpenWebText [13]. For model pre-training, we use approximately 40 billion characters, about 7.5 billion tokens for FineWeb-Edu and 7 billion for OpenWebText with a 49K vocabulary. To compute the metrics below, we also drew an additional 5 billion characters that did not overlap with the training corpus. We report word-level average loss to ensure fair comparison across vocabulary sizes. Whenever a smaller-vocabulary tokenizer splits a word into multiple tokens (i.e., subwords), we sum their individual losses. Our model comprises 85 million non-embedding parameters with pre-layer normalization (pre-LN) [59]. Training uses AdamW [33] ( $\beta_1 = 0.9$ ,  $\beta_2 = 0.95$ ,  $\epsilon = 10^{-8}$ ) with a learning rate of  $6 \times 10^{-4}$  that follows a cosine-decay schedule after a 350 million-token warmup, weight decay of 0.1, and gradient clipping at 1.0. Every experiment was repeated with five seeds (See Appendix I).

#### 3.2 Metrics

**Kolmogorov Complexity of Tokenized Text** Kolmogorov complexity  $K(X)$  measures the minimal description length of a bitstring  $X$ , thus captures its inherent structure and compressibility without assuming any data-generating distribution [27, 14]. This is different from Shannon entropy which is the lower bound of an expected code length for a random variable under its probability distribution (e.g., relative token frequency) [53, 54]. Two concepts are highly correlated each other: shannon entropy approximates an average per-token kolmogorov complexity [16, 37]. We adopt Kolmogorov complexity as a general metric for measuring complexity of tokenized text since different pre-tokenization rules can change token counts dramatically under the same tokenizer settings [32, 49, 45].

Exact Kolmogorov complexity is uncomputable as it reduces to the halting problem [26, 37, 14, 61]. Instead, we calculate a computable upper bound on Kolmogorov complexity, which serves as a practical metric for measuring the complexity of compressed data [14]. As BPE tokenization [51] is derived from a BPE compression algorithm [12], tokenized text can be viewed as compressed data. For a BPE-tokenized bitstring  $X^N$ , an asymptotic upper bound on  $K(X^N)$  is given by

$$K(X^N) \leq N H(p) + V \log_2 N + O(\log N),$$

where  $N$  is the total token count of tokenized text,  $H(p)$  is the unigram Shannon entropy of the token distribution, and the  $V \log_2 N$  term accounts for the prefix-free encoding of the token (e.g., token frequency table). Since each token count is an integer  $\leq N$  requiring  $\lceil \log_2(N+1) \rceil$  bits, the BPE model is  $\leq V \log_2 N$  bits. The first term upper-bounds the tokenized data size, the second bounds the frequency table size, and the third captures minor logarithmic overhead. Since modern language models are trained on a massive corpus with billions of tokens, the  $N H(p)$  component dominates. We use  $K(X^N) \approx N H(p)$ , focusing on the complexity of the tokenized sequence itself. Accordingly, we take  $H(p)$  as the unigram Shannon entropy, despite it being a loose upper bound, to enable fair token-count comparisons across tokenizers with different vocabulary sizes.

**Loss Decomposition Metrics** In these experiments, we calculate three metrics to assess the language model’s performance both for individual vocabulary types and overall: (1) Total Loss, (2) Average Per-Word Loss, and (3) Global Cross-Entropy Loss.

For each vocabulary  $v$ , we accumulate its *Total Loss*:

$$\text{Total Loss}(v) = \sum_{t \in N} \sum_{i=1}^{|t|} \mathbb{1}(v = t_i) [-\ln p(t_i | t_{<i})],$$

where  $N$  is the set of evaluation documents,  $\mathbb{1}(v = t_i)$  is the indicator that the  $i$ th token equals vocabulary  $v$ , and  $-\ln p(t_i | t_{<i})$  is the negative log-likelihood of that token. Total loss measures the sum of negative log-likelihoods for each vocabulary, reflecting its impact on the model’s loss [35].

*Average Per-Word Loss* for vocabulary  $v$  is defined as

$$\mu(\ell_v) = \frac{\text{Total Loss}(v)}{T_v(N)},$$

where  $T_v(N)$  is the total count of occurrences of  $v$  in the training data. This represents the mean negative log-likelihood across all occurrences of each vocabulary  $v$  [35].

The *Global Cross-Entropy Loss* is the weighted average of these per-word losses:

$$\text{Global Cross Entropy Loss} = \sum_v \frac{T_v(N)}{T(N)} \mu(\ell_v),$$

where  $T(N) = \sum_v T_v(N)$  is the total token count in the training data. Global Cross-Entropy Loss reflects the model’s average uncertainty per prediction [23, 35].

### 3.3 Increasing vocabulary size reduces complexity of tokenized text

Naturally occurring data contains a shared structure and inherently low complexity and models can learn effectively from training data, achieving high accuracy across diverse tasks and generalizing to unseen datasets [14]. To quantify how larger vocabulary size helps the tokenizer approximate natural data’s low intrinsic complexity and produces simpler tokenized sequences, we measure the upper bound of Kolmogorov complexity and the normalized compression ratio (NCR). NCR is a practical compressibility metric  $\text{NCR}(x; C) = \frac{|C(x)|}{|x|}$  where  $|x|$  is the byte length of data  $x$  and  $|C(x)|$  is its size after lossless compression by compressor  $C$ ; in our formulation,  $K(X^N) \approx |C(x)| = N H(p)$ .

Table 1: Upper bound of Kolmogorov complexity ( $K(X^N)$ ) and NCR for the 45.97 billion byte FineWeb-Edu corpus with  $K(X^N)$  measured in bytes.

Vocab size	$K(X^N)$	NCR
24K	10.74B	0.234
49K	10.43B	0.227
98K	10.23B	0.223
196K	10.16B	0.221

Table 1 reports the upper bound on Kolmogorov complexity and NCR for the 45.97 billion byte FineWeb-Edu corpus (10B GPT-2 tokens). The results show that BPE tokenizers with larger vocabularies yield lower complexity and NCR by segmenting frequent non-i.i.d. character sequences in text (e.g., words) as a single token. This facilitates models to learn non-i.i.d. statistical patterns in natural text more easily by offloading the low-level pattern learning, thereby simplifying language modeling.

### 3.4 Segmentation already saturates; vocabulary growth mainly sharpens frequency skew

To quantify how each factor evolves with vocabulary growth, we disentangle two factors: (i) relative token-frequency imbalance (Figure 1a) and (ii) segmentation efficiency (Figure 1b)—the fraction of frequent words that are represented by exactly one token. *Frequent words* are operationally defined as the top 2,500 word types, chosen because this cutoff already covers  $\geq 70\%$  of corpus tokens in both FineWeb-Edu (74.4 %) and OpenWebText (75.5 %; full coverage curves in Appendix B).

In this experiment, relative token-frequency imbalance is quantified by the Jensen–Shannon divergence (JSD) from a uniform distribution of the same vocabulary size for a fair comparison across

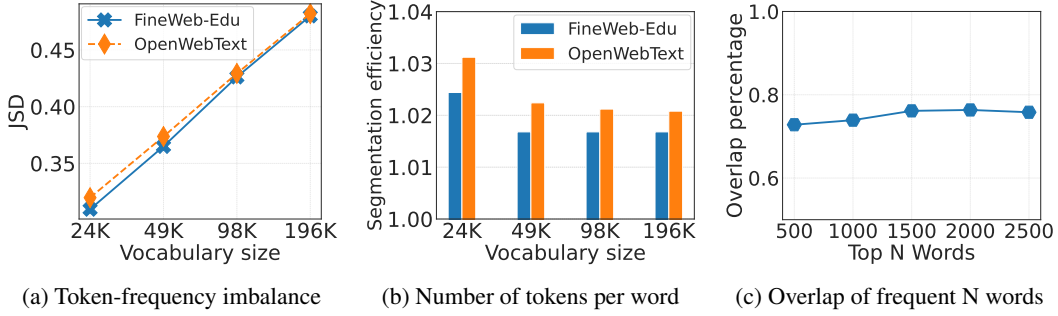


Figure 1: Figure 1a shows that increasing vocabulary size exacerbates relative token-frequency imbalance. In other words, enlarging the vocabulary size introduces more rare tokens, causing the relative token-frequency distribution to be further from a uniform distribution. Figure 1b reveals that a 24K vocabulary size tokenizer already segments 2,500 frequent words as a single token regardless of dataset quality. This implies that further vocabulary growth offers no added benefit for estimating the probabilities of frequent words. Figure 1c shows that the most frequent  $n$  words in fineWeb-Edu and OpenWebText largely overlap, highlighting the universality of frequent vocabulary across different datasets. We report the most frequent 2,500 words in FineWeb-Edu and OpenWebText, which account for approximately 74.4% and 75.5% of each dataset, respectively.

different vocabulary sizes [64, 10, 49]. Segmentation efficiency gauges the average token count per word, that is, how many tokens the tokenizer needs, on average, to encode each of the 2,500 most frequent words. Figure 1a shows that JSD grows monotonically with vocabulary size, reflecting greater token-frequency imbalance. In contrast, Figure 1b indicates that the segmentation efficiency exceeds 95% by 24K tokens and plateaus later. In other words, beyond 24K, the vocabulary gets larger *without* providing additional single-token coverage for frequent words. Within the widely used 24K – 196K range [48, 1, 46], enlarging the vocabulary chiefly amplifies relative token-frequency imbalance rather than improving segmentation efficiency. This finding tempers the common view that "bigger vocabularies help by approximating word-level tokens" [44]: that mechanism appears to saturate once frequent words are already tokenized as a single token.

### 3.5 Skew-driven effects persist across corpora quality levels

To test whether the effects of increasing vocabulary size hold across datasets of varying quality, we conduct experiments on both FineWeb-Edu [40] and OpenWebText [13]. Figure 1a and 1b demonstrate that the impact of increasing vocabulary size has a similar effect on both high-quality datasets (e.g., FineWeb-Edu [40]) and the lower-quality ones (e.g., OpenWebText [13]). Figure 1c further shows that the frequent 2,500 words coincide with nearly 75% each other, highlighting the universality of frequent vocabulary across different corpora. Overall, the findings indicate that vocabulary size expansion produces the same effects irrespective of corpus quality and that high-frequency words substantially overlap across datasets.

### 3.6 Larger vocabularies reduce frequent words uncertainty and global loss

The effect of tokenized text complexity and relative token-frequency imbalance on language models has not yet been explored. Each prediction in a language model depends on previous tokens, and the conditional nature of these probabilities adds significant analytical complexity. However, it is possible to hypothesize that loss of rare token prediction weighs heavily in the overall loss, as conditional probability is often orders of magnitude lower and therefore yields much higher per-token losses [42, 36]. To address this presumption, we empirically examine how reducing loss on frequent word prediction at the expense of rare word predictions affects overall model performance. Models are pre-trained on 40B bytes and evaluated on a separate, non-overlapping 5B byte split of FineWeb-Edu. Figure 2a shows that enlarging the vocabulary steadily lowers the average per-word loss for the frequent words, where the gap between 24K and 196K is roughly 0.1 nats for the frequent 2,500 words. In contrast, the average per-word loss for the rarest 20,000 words rises with vocabulary size, increasing from roughly 11.183 to 13.399 nats. As shown in Figure 2b, the global cross-entropy declines from about 3.179 to 3.136 nats, implying that gains on frequent-word prediction outweigh the degradation on infrequent words. Frequent tokens dominate the objective in all settings: the top

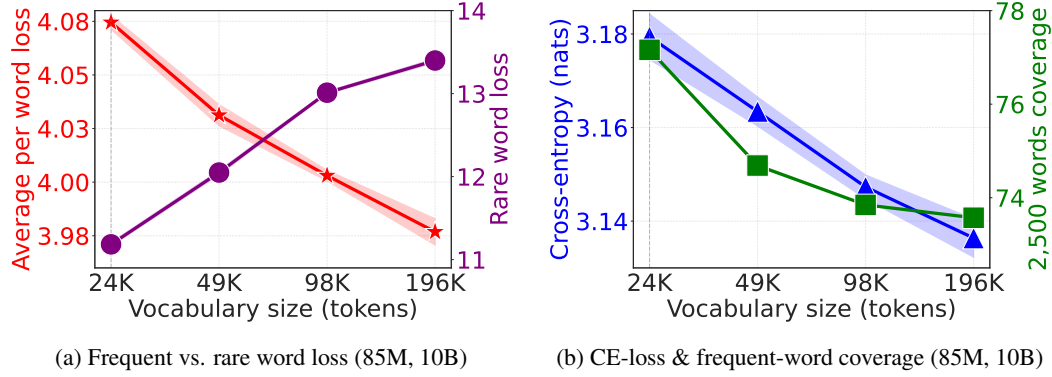


Figure 2: Figure 2a illustrates that models with a larger vocabulary size reduce loss on the most frequent 2,500 words while increase loss on the rarest 20,000 words. Nevertheless, Figure 2b shows that the global cross-entropy loss declines as vocabulary size increases, demonstrating that the gains from lower loss on frequent words outweigh the losses from poorer infrequent word estimates. It further reveals that frequent words account for nearly 75% of the total loss, while loss on infrequent words grows with vocabulary size as their conditional probabilities fall due to data sparsity. Models are pre-trained on 40B bytes and evaluated on a disjoint 5B byte split of FineWeb-Edu.

2,500 words account for nearly 75% of total loss. Nevertheless, as the vocabulary expands, losses on infrequent tokens grow, reflecting lower conditional probabilities and reduced predictability for those items. These observations highlight a key takeaway: once loss on frequent words declines, the overall objective is governed by their loss contribution, so further skewness in the token frequency distribution generally improves performance even though it harms rare-token estimates. This finding is consistent with the existing study [44, 35], explaining the benefits of increasing vocabulary size. We observe the same qualitative pattern in the OpenWebText (Appendix C).

### 3.7 Gains from vocabulary expansion hold for larger datasets and models

To assess whether vocabulary size effects persist across data and model scales, we train an 85M (non-embedding) model on a 30B GPT-2 token subset (184.6B bytes) of FineWeb-edu and a 450M (non-embedding) model on a 10B token subset. On the 30B token split, figure 3a shows frequent-word loss drops from 3.845 to 3.742 nats, while rare-word loss rises from 10.199 to 11.787 nats; figure 3b shows global cross-entropy falls from 2.991 to 2.941 nats and frequent-word loss coverage declines from 77.6% to 74.2%, exhibit the same trend reported in Section 3.6. Figure 3c and 3d confirm the same pattern for the 450M models: frequent-word loss decreases from 3.770 to 3.675 nats, rare-word loss increases from 9.694 to 12.762 nats, cross-entropy reduces from 2.989 to 2.888 nats, and frequent word loss coverage from 78.0% to 73.6%. Overall, these findings indicate that vocabulary expansion produces the same effects with larger dataset and model size.

## 4 Analysis

Although our results show that minimizing loss on high frequency tokens is crucial for reducing global cross-entropy, several questions remain unresolved. To pinpoint the causal chain from tokenizer design to model behavior, we now organize our analysis around two additional guiding questions.

### Guiding Questions.

#### 1. Transfer Mechanism

How does the heavy overlap of the most frequent 2,500 words connect pre-training loss drops to downstream accuracy (§4.1)?

#### 2. Parameter Count vs. Vocabulary Scaling

Can enlarging model size (with a fixed tokenizer) reproduce the same advantage delivered by a larger vocabulary (§4.2)?

The next two subsections answer newly added Q1–Q2 in turn.



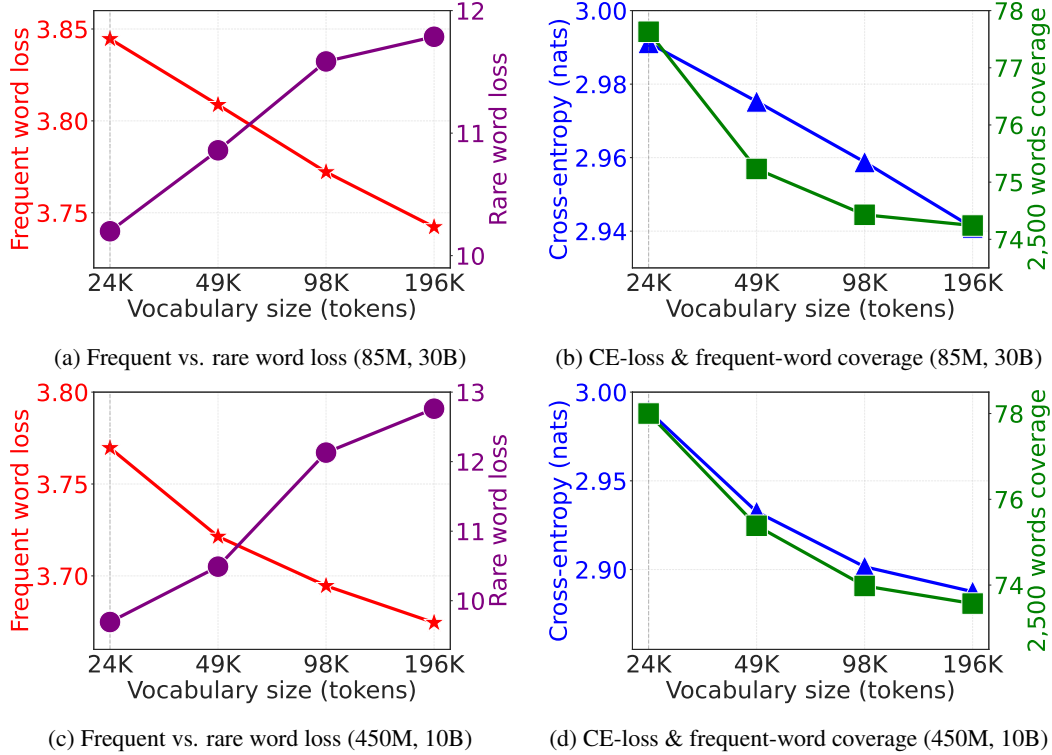


Figure 3: For an 85M model trained on 30B tokens, larger vocabularies reduce the most frequent 2,500 word loss while increase the rarest 20,000 word loss; since frequent words dominate, global cross-entropy drops (figure 3a and 3b). 450M model trained on 10B tokens mirrors the pattern (figure 3c and 3d), indicating that these vocabulary-size effects persist across larger datasets and models.

#### 4.1 Frequent-word overlap explains downstream performance transfer

Reducing loss for frequent words is key to achieving a lower global cross-entropy loss. But does this effect carry over to downstream task accuracy? Although a strong link between lower loss and better downstream performance has been studied [20, 24], its rationale has not been investigated. To shed light on this phenomenon, we analyze the overlap of frequent words between the pre-training data and evaluation benchmarks and demonstrate that scaling the vocabulary size reduces cross-entropy loss during pre-training and on downstream tasks. Figure 4a shows that the 2,500 most common words in FineWeb-Edu [40] account for roughly 76-78% of all tokens in ARC [3], HellaSwag [63], and SciQ [58] and about 72% in the PIQA [5] and CC-Main-2023-40 dump [21]. Because lower cross-entropy loss on this CC subset correlates closely with stronger reasoning benchmark scores [21], reducing the frequent words loss and driving down global cross-entropy will improve accuracy across downstream tasks. Consistent with that expectation, figure 4b shows that increasing the vocabulary size from 24K to 196K lowers the average per-word loss on the frequent 2,500 FineWeb-Edu words by about 0.11 nats, translating into a roughly 0.07 nats drop in global cross-entropy loss on the CC dataset. Figure 4c further confirms that a larger vocabulary also improves average downstream task accuracy of the language model across datasets and model scales. The key insight from this observation is that frequent words highly overlap between the typical training dataset and the downstream benchmark, so the cross-entropy reduction achieved by enlarging the vocabulary size during pre-training naturally translates into better downstream performance.

#### 4.2 Parameter scaling recovers the same frequent-word gains

Thus far, we have shown that enlarging the vocabulary size decreases word-level average per-word loss on frequent words, which translates into lower cross-entropy loss and better downstream task performance. One might ask whether similar gains could be achieved without altering the vocabulary size by adjusting other model hyperparameters. Our experiment illustrates that increasing the model’s parameter count can replicate the same benefit. To investigate this, we use the Pythia suite, where

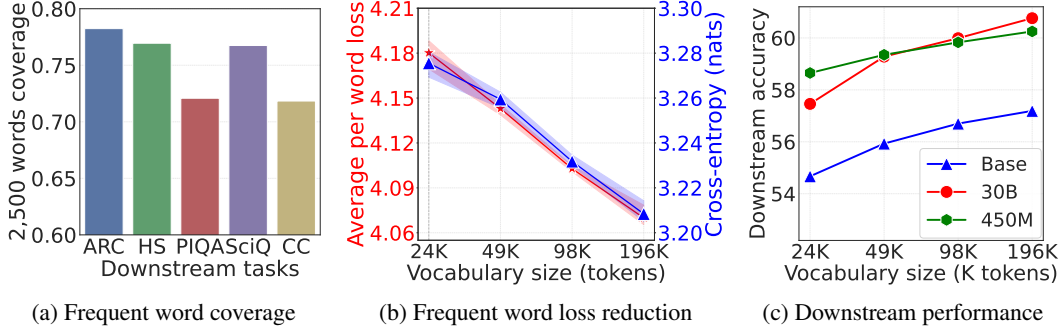


Figure 4: Figure 4a demonstrates that the most frequent 2,500 words in the FineWeb-Edu comprise nearly 72 – 78% of the tokens in other downstream benchmark datasets as well as the CC-Main-2023 – 40 [21]. ARC refers to ARC-Easy, and HS refers to HellaSwag. Figure 4b illustrates that a larger vocabulary reduces average per-word loss on frequent FineWeb-Edu words within the CC dataset, and demonstrates how this translates into lower global cross-entropy loss on CC dataset. Figure 4c confirms that scaling the vocabulary size boosts downstream task performance.

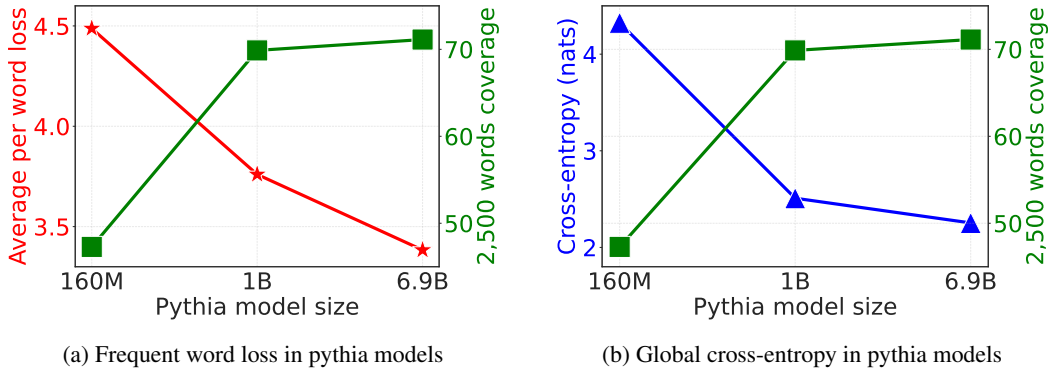


Figure 5: Figure 5a illustrates that increasing model size reduces loss on high frequency words, and the global cross-entropy loss of larger models is overwhelmingly driven by frequent word losses mirroring the effect of increased vocabulary size. However, unlike the pattern in figure 2a, scaling up model size does not exacerbate errors on infrequent tokens. Figure 5b demonstrates that the global cross-entropy loss declines as model size increases, showing the same tendency of scaling up the vocabulary size (figure 2b).

each checkpoint is trained on the same dataset with identical hyperparameters, differing only in model size [4]. We also examine the OLMo-2 series [38] to determine whether the same pattern persists in contemporary large-scale language models (see the Appendix D).

Figure 5 compares Pythia models (160M, 1B, 6.9B parameter count) in terms of word-level average per-word loss, proportion of frequent words losses on total loss, and global cross-entropy loss measured on the Paloma validation dataset [35]. Figure 5a shows that larger models predict frequent words far more accurately: for the most frequent 2,500 words in FineWeb-Edu, the average per-word loss drops from 4.48 nats (160M) to 3.76 nats (1B) and 3.38 nats (6.9B). Furthermore, frequent words loss dominates the total loss as model size grows, which accounts for almost 70% of the total loss in the Pythia 1B and 6.9B model size, compared with roughly 48% in the Pythia 160M. Unlike the trend observed when only the vocabulary size is increased (Figure 2b), scaling model capacity does not inflate loss on rare tokens; their share of the loss shrinks. Figure 5b illustrates that the global cross-entropy loss on the Paloma validation set drops from 4.32 nats in the Pythia 160M to 2.51 nats and 2.26 nats in the Pythia 1B and 6.9B respectively, mirroring the loss reduction seen when expanding the vocabulary (Figure ??). From this experiment, we can observe that enlarging the model size also lowers loss on frequent words while effectively ignoring rare token losses, so the global cross-entropy reduction is larger than what scaling up vocabulary size alone can deliver.



## 5 Discussion

### 5.1 Can we reduce the tokenized text complexity without intensifying frequency imbalance?

A larger vocabulary reduces the tokenized text complexity by decreasing the number of tokens and sharpening the token-frequency imbalance. However, Section 3.6 shows that a sharper token-frequency imbalance increases rare-token loss. This raises the question: can we lower tokenized text complexity without enlarging the vocabulary size? SuperBPE [32] is one such example.

SuperBPE employs a two-stage BPE algorithm: in the first stage (up to a threshold vocabulary size  $t$ ), it operates identically to standard BPE, while in the second stage, it abandons whitespace pre-tokenization. By permitting merges across whitespace boundaries, SuperBPE directs subsequent merges toward frequent tokens, thereby limiting the introduction of new rare tokens, and preventing further token frequency imbalance as the vocabulary expands.

Table 2 reports the upper bound Kolmogorov complexity, NCR of the 45.97 billion-byte FineWeb-Edu corpus tokenized with various SuperBPE variants, along with average downstream performance reported by [32]. The result shows that the superBPE achieves a lower token count and a less skewed token-frequency distribution than BPE at equal vocabulary. Also, the superBPE variant with the highest average performance exhibits the lowest tokenized text complexity. This finding demonstrates that both vocabulary expansion and the superBPE variants leverage the same benefit: they reduce the complexity of the tokenized text by segmenting common character sequences into single tokens, thereby facilitating the model to learn non-i.i.d. patterns in the data more easily.

Table 2: Upper bound of Kolmogorov complexity ( $K(X^N)$ ) and NCR for the 45.97 billion-byte FineWeb-Edu corpus tokenized with various SuperBPE variants.  $t$  and Avg denote the stage-switch vocabulary threshold and an average downstream performance reported by [32], respectively. The SuperBPE variant with the highest average performance exhibits the lowest tokenized text complexity.

superBPE	$K(X^N)$	NCR	Avg [32]
200K( <i>BPE</i> )	10.21 <i>B</i>	0.222	39.8
200K( $t = 180K$ )	10.03 <i>B</i>	0.218	43.8
200K( $t = 160K$ )	10.05 <i>B</i>	0.219	43.4
200K( $t = 80K$ )	10.10 <i>B</i>	0.220	42.9

### 5.2 Deduplication through the lens of vocabulary frequency imbalance

Deduplication removes exact or near-duplicate content from a corpus, reducing repetition and leakage so that a larger fraction of the dataset is novel [28, 40, 31]. Deduplication can increase the information density of a dataset, i.e., the fraction of non-redundant data in the corpus. For non-i.i.d. data, information density can be proxied by the byte-level entropy rate, the theoretical minimum amount of non-redundant information. However, the entropy rate is only tightly approximable with near infinite context compressors, finite window compressors can distort comparisons before and after deduplication. A more practical loose upper bound is the byte-level bits-per-byte (BPB): under an i.i.d. assumption it quantifies information density, with unigram (byte) entropy upper-bounding the true entropy rate. Under the byte-level vocabulary, greater information density implies a higher BPB, driving entropy toward  $\log_2 256 = 8$  bits/byte, which corresponds to a more uniform distribution and lower frequency imbalance. Exploring how deduplication alters BPB, information density, and vocabulary frequency imbalance is a promising avenue for future work.

### 5.3 Why higher token-frequency imbalance degrades machine translation task performance?

Zouhar et al. [64] reported that higher token-frequency imbalance degrades machine translation task performance, contrary to our findings. What explains this contrasting behavior between machine translation and monolingual settings? We presume that this is related to rare word issues in machine translation tasks [52, 50, 25, 34, 17].

In machine translation, the source and target vocabularies overlap minimally: vocabularies that are common in English often occur rarely in French, and vice versa. Conversely, in a monolingual setting, the pre-training corpus and downstream benchmarks share not only vocabularies but also many of the same frequent words, resulting in extensive text overlap. Consequently, BLEU penalizes every missing target-side n-gram, so mistranslating even a handful of infrequent tokens can sharply lower scores. To address this rare-word challenge, methods like vocabulary trimming deliberately shrink the vocabulary size to reduce the impact of low-frequency tokens on translation performance [15, 43, 8].

## 6 Related Work

**Impact of tokenization on transformer language models** Empirical and theoretical evidence shows that tokenization is a central determinant of both the quality and the speed with which Transformers learn. Early byte or character-level systems such as CANINE [9] and ByT5 [60] avoid sub-word vocabularies but pay a steep price: sequences become an order of magnitude longer, gradients are noisier, and convergence is markedly slower than for sub-word models. Enlarging the BPE dictionary lets even an unigram model approach near-optimal cross-entropy by approximating word-level tokens, whereas the same model without a tokenizer underfits [44]. Furthermore, Controlled scaling studies reveal a log-linear pattern: exponentially expanding the input vocabulary leads to an almost linear drop in loss across model sizes [55]. Huang et al. [20] push this further with “Over-Tokenized Transformers,” showing that a 400M parameter model with a 12.8M token encoder matches the loss of a 1B model baseline without extra compute.

Beyond the gains from larger vocabularies, a growing body of work shows that permitting merges across word boundaries (i.e., disabling whitespace pretokenization) improves language model performance. Liu et al. [32], Schmidt et al. [49] turn off white-space pretokenization during BPE tokenizer training once the vocabulary reaches  $t$ , or at frequency-driven transition points. Taken together, these results indicate that without tokenization, language models stall at character granularity, but with a tokenizer, they converge faster and generalize better.

**Large language model performs a two stage lossless compression** Large language models perform a two stage lossless compression where tokenizer acts as a pre-compressor and transformer models the tokenized data [11, 30]. Lester et al. [30] further explore the role of tokenizer as a pre-compressor by replacing it with small transformer model with arithmetic coding, and models trained on neurally compressed text underperforms subword tokenizers but beat byte-level LMs. Delétang et al. [11] and Valmeekam et al. [57] has been proposed that transformer language models can be harnessed for compression via arithmetic coding and Heurte!-Depeiges et al. [19] extends this line by probing the possibility of transformers as a universal compressor across text, images, and audio. However, most literatures mixuse the concept of generalization and compression where generalization focuses on predicting unseen data from different datasets by exploiting shared statistical patterns while compression focuses on encoding a fixed dataset in as few bits as possible by modeling its distribution and removing redundancy. This work investigates the role and impact of tokenizer on generalization through the lens of data compression and information theory.

**BPE tokenizer with inductive biases** BPE tokenizers typically adopt pre-tokenization where regular expressions split text into chunks, sometimes called pre-tokens. Recent work shows that removing pre-tokenization degrades downstream performance across diverse tokenizers [10, 47]. Pre-tokenization rules act as an inductive bias grounded in morphology and grammar, helping the tokenizer capture ubiquitous statistical patterns in natural text, which is crucial for transformer language models to generalize unseen data.

## 7 Conclusion

This work set out to explain *how* and *why* larger vocabularies boost language model performance. Our experiments reveal a single, robust mechanism: enlarging the vocabulary reduces tokenized text complexity, making non-i.i.d. patterns easier to learn, better approximating natural data’s low intrinsic complexity, and ultimately lowering language modeling difficulty. Once a vocabulary reaches roughly 24K size, every common word is already a single token; subsequent growth therefore does not refine segmentation but instead steepens the long-tailed frequency distribution, focusing optimization on the same frequent tokens and driving loss down. Norm-constraining that erases the frequency signal removes these gains, confirming causality, while enlarging model parameters with a fixed tokenizer reproduces the benefit, pointing to a shared optimization dynamic between vocabulary and model scaling. Recognising this fact turns Kolmogorov complexity of data into a principled dial for tokenizer-model co-design and sharpens our understanding of the scaling forces that govern language-model pre-training. We therefore conclude:

*Expanding the tokenizer mainly reduces uncertainty for the most common words,  
with little payoff for the rare tail.*

## Acknowledgement

This work was supported by Institute for Information & communications Technology Planning & Evaluation (IITP) grant funded by the Korea government(MSIT) (RS-2019-II190075, Artificial Intelligence Graduate School Program(KAIST)), and Institute of Information & communications Technology Planning & Evaluation (IITP) grant funded by the Korea government(MSIT) (No.RS-2022-II220184, 2022-0-00184, Development and Study of AI Technologies to Inexpensively Conform to Evolving Policy on Ethics).

## References

- [1] M. Ali, M. Fromm, K. Thellmann, R. Rutmann, M. Lübbering, J. Leveling, K. Klug, J. Ebert, N. Doll, J. S. Buschhoff, C. Jain, A. A. Weber, L. Jurkschat, H. Abdelwahab, C. John, P. O. Suarez, M. Ostendorff, S. Weinbach, R. Sifa, S. Kesselheim, and N. Flores-Herr. Tokenizer choice for LLM training: Negligible or crucial? In K. Duh, H. Gómez-Adorno, and S. Bethard, editors, *Findings of the Association for Computational Linguistics: NAACL 2024, Mexico City, Mexico, June 16-21, 2024*, pages 3907–3924. Association for Computational Linguistics, 2024. doi: 10.18653/V1/2024.FINDINGS-NAACL.247. URL <https://doi.org/10.18653/v1/2024.findings-naacl.247>.
- [2] Y. Bengio, R. Ducharme, and P. Vincent. A neural probabilistic language model. In T. K. Leen, T. G. Dietterich, and V. Tresp, editors, *Advances in Neural Information Processing Systems 13, Papers from Neural Information Processing Systems (NIPS) 2000, Denver, CO, USA*, pages 932–938. MIT Press, 2000. URL <https://proceedings.neurips.cc/paper/2000/hash/728f206c2a01bf572b5940d7d9a8fa4c-Abstract.html>.
- [3] S. Bhakthavatsalam, D. Khashabi, T. Khot, B. D. Mishra, K. Richardson, A. Sabharwal, C. Schoenick, O. Tafjord, and P. Clark. Think you have solved direct-answer question answering? try arc-da, the direct-answer AI2 reasoning challenge. *CoRR*, abs/2102.03315, 2021. URL <https://arxiv.org/abs/2102.03315>.
- [4] S. Biderman, H. Schoelkopf, Q. G. Anthony, H. Bradley, K. O’Brien, E. Hallahan, M. A. Khan, S. Purohit, U. S. Prashanth, E. Raff, A. Skowron, L. Sutawika, and O. van der Wal. Pythia: A suite for analyzing large language models across training and scaling. In A. Krause, E. Brunskill, K. Cho, B. Engelhardt, S. Sabato, and J. Scarlett, editors, *International Conference on Machine Learning, ICML 2023, 23-29 July 2023, Honolulu, Hawaii, USA*, volume 202 of *Proceedings of Machine Learning Research*, pages 2397–2430. PMLR, 2023. URL <https://proceedings.mlr.press/v202/biderman23a.html>.
- [5] Y. Bisk, R. Zellers, R. L. Bras, J. Gao, and Y. Choi. PIQA: reasoning about physical common-sense in natural language. In *The Thirty-Fourth AAAI Conference on Artificial Intelligence, AAAI 2020, The Thirty-Second Innovative Applications of Artificial Intelligence Conference, IAAI 2020, The Tenth AAAI Symposium on Educational Advances in Artificial Intelligence, EAAI 2020, New York, NY, USA, February 7-12, 2020*, pages 7432–7439. AAAI Press, 2020. doi: 10.1609/AAAI.V34I05.6239. URL <https://doi.org/10.1609/aaai.v34i05.6239>.
- [6] S. Black, S. Biderman, E. Hallahan, Q. Anthony, L. Gao, L. Golding, H. He, C. Leahy, K. McDonnell, J. Phang, M. Pieler, U. S. Prashanth, S. Purohit, L. Reynolds, J. Tow, B. Wang, and S. Weinbach. Gpt-neox-20b: An open-source autoregressive language model. *CoRR*, abs/2204.06745, 2022. doi: 10.48550/ARXIV.2204.06745. URL <https://doi.org/10.48550/arXiv.2204.06745>.
- [7] T. B. Brown, B. Mann, N. Ryder, M. Subbiah, J. Kaplan, P. Dhariwal, A. Neelakantan, P. Shyam, G. Sastry, A. Askell, S. Agarwal, A. Herbert-Voss, G. Krueger, T. Henighan, R. Child, A. Ramesh, D. M. Ziegler, J. Wu, C. Winter, C. Hesse, M. Chen, E. Sigler, M. Litwin, S. Gray, B. Chess, J. Clark, C. Berner, S. McCandlish, A. Radford, I. Sutskever, and D. Amodei. Language models are few-shot learners. In H. Larochelle, M. Ranzato, R. Hadsell, M. Balcan, and H. Lin, editors, *Advances in Neural Information Processing Systems 33: Annual Conference on Neural Information Processing Systems 2020, NeurIPS 2020, December 6-12, 2020, virtual*, 2020. URL <https://proceedings.neurips.cc/paper/2020/hash/1457c0d6bfc4967418bfb8ac142f64a-Abstract.html>.

- [8] P. Chizhov, C. Arnett, E. Korotkova, and I. P. Yamshchikov. BPE gets picky: Efficient vocabulary refinement during tokenizer training. In Y. Al-Onaizan, M. Bansal, and Y. Chen, editors, *Proceedings of the 2024 Conference on Empirical Methods in Natural Language Processing, EMNLP 2024, Miami, FL, USA, November 12-16, 2024*, pages 16587–16604. Association for Computational Linguistics, 2024. URL <https://aclanthology.org/2024.emnlp-main.925>.
- [9] J. H. Clark, D. Garrette, I. Turc, and J. Wieting. Canine: Pre-training an efficient tokenization-free encoder for language representation. *Trans. Assoc. Comput. Linguistics*, 10:73–91, 2022. doi: 10.1162/TACL\_A\_00448. URL [https://doi.org/10.1162/tacl\\_a\\_00448](https://doi.org/10.1162/tacl_a_00448).
- [10] G. Dagan, G. Synnaeve, and B. Rozière. Getting the most out of your tokenizer for pre-training and domain adaptation. In *Forty-first International Conference on Machine Learning, ICML 2024, Vienna, Austria, July 21-27, 2024*. OpenReview.net, 2024. URL <https://openreview.net/forum?id=ZFYBnLljtT>.
- [11] G. Delétang, A. Ruoss, P. Duquenne, E. Catt, T. Genewein, C. Mattern, J. Grau-Moya, L. K. Wenliang, M. Aitchison, L. Orseau, M. Hutter, and J. Veness. Language modeling is compression. In *The Twelfth International Conference on Learning Representations, ICLR 2024, Vienna, Austria, May 7-11, 2024*. OpenReview.net, 2024. URL <https://openreview.net/forum?id=jznbginyus>.
- [12] P. Gage. A new algorithm for data compression. *The C Users Journal archive*, 12:23–38, 1994. URL <https://api.semanticscholar.org/CorpusID:59804030>.
- [13] A. Gokaslan, V. Cohen, E. Pavlick, and S. Tellex. Openwebtext corpus. <http://Skylion007.github.io/OpenWebTextCorpus>, 2019.
- [14] M. Goldblum, M. Finzi, K. Rowan, and A. G. Wilson. The no free lunch theorem, kolmogorov complexity, and the role of inductive biases in machine learning. *CoRR*, abs/2304.05366, 2023. doi: 10.48550/ARXIV.2304.05366. URL <https://doi.org/10.48550/arXiv.2304.05366>.
- [15] T. Gowda and J. May. Finding the optimal vocabulary size for neural machine translation. In T. Cohn, Y. He, and Y. Liu, editors, *Findings of the Association for Computational Linguistics: EMNLP 2020, Online Event, 16-20 November 2020*, volume EMNLP 2020 of *Findings of ACL*, pages 3955–3964. Association for Computational Linguistics, 2020. doi: 10.18653/V1/2020.FINDINGS-EMNLP.352. URL <https://doi.org/10.18653/v1/2020.findings-emnlp.352>.
- [16] P. Grünwald and P. M. B. Vitányi. Shannon information and kolmogorov complexity. *CoRR*, cs.IT/0410002, 2004. URL <http://arxiv.org/abs/cs.IT/0410002>.
- [17] S. Gu, J. Zhang, F. Meng, Y. Feng, W. Xie, J. Zhou, and D. Yu. Token-level adaptive training for neural machine translation. In B. Webber, T. Cohn, Y. He, and Y. Liu, editors, *Proceedings of the 2020 Conference on Empirical Methods in Natural Language Processing, EMNLP 2020, Online, November 16-20, 2020*, pages 1035–1046. Association for Computational Linguistics, 2020. doi: 10.18653/V1/2020.EMNLP-MAIN.76. URL <https://doi.org/10.18653/v1/2020.emnlp-main.76>.
- [18] J. Hayase, A. Liu, Y. Choi, S. Oh, and N. A. Smith. Data mixture inference attack: BPE tokenizers reveal training data compositions. In A. Globersons, L. Mackey, D. Belgrave, A. Fan, U. Paquet, J. M. Tomczak, and C. Zhang, editors, *Advances in Neural Information Processing Systems 38: Annual Conference on Neural Information Processing Systems 2024, NeurIPS 2024, Vancouver, BC, Canada, December 10 - 15, 2024*, 2024. URL [http://papers.nips.cc/paper\\_files/paper/2024/hash/10e6dfea9a673bef4a7b1cb9234891bc-Abstract-Conference.html](http://papers.nips.cc/paper_files/paper/2024/hash/10e6dfea9a673bef4a7b1cb9234891bc-Abstract-Conference.html).
- [19] D. Heurtel-Depeiges, A. Ruoss, J. Veness, and T. Genewein. Compression via pre-trained transformers: A study on byte-level multimodal data. *CoRR*, abs/2410.05078, 2024. doi: 10.48550/ARXIV.2410.05078. URL <https://doi.org/10.48550/arXiv.2410.05078>.

- [20] H. Huang, D. Zhu, B. Wu, Y. Zeng, Y. Wang, Q. Min, and X. Zhou. Over-tokenized transformer: Vocabulary is generally worth scaling. *CoRR*, abs/2501.16975, 2025. doi: 10.48550/ARXIV.2501.16975. URL <https://doi.org/10.48550/arXiv.2501.16975>.
- [21] Y. Huang, J. Zhang, Z. Shan, and J. He. Compression represents intelligence linearly. *CoRR*, abs/2404.09937, 2024. doi: 10.48550/ARXIV.2404.09937. URL <https://doi.org/10.48550/arXiv.2404.09937>.
- [22] H. Inan, K. Khosravi, and R. Socher. Tying word vectors and word classifiers: A loss framework for language modeling. In *5th International Conference on Learning Representations, ICLR 2017, Toulon, France, April 24-26, 2017, Conference Track Proceedings*. OpenReview.net, 2017. URL <https://openreview.net/forum?id=r1aPbsFle>.
- [23] F. Jelinek, R. L. Mercer, L. R. Bahl, and J. M. Baker. Perplexity—a measure of the difficulty of speech recognition tasks. *Journal of the Acoustical Society of America*, 62, 1977. URL <https://api.semanticscholar.org/CorpusID:121680873>.
- [24] J. Kim, B. Lee, C. Park, Y. Oh, B. Kim, T. Yoo, S. Shin, D. Han, J. Shin, and K. M. Yoo. Peri-In: Revisiting layer normalization in the transformer architecture. *CoRR*, abs/2502.02732, 2025. doi: 10.48550/ARXIV.2502.02732. URL <https://doi.org/10.48550/arXiv.2502.02732>.
- [25] P. Koehn and R. Knowles. Six challenges for neural machine translation. In T. Luong, A. Birch, G. Neubig, and A. M. Finch, editors, *Proceedings of the First Workshop on Neural Machine Translation, NMT@ACL 2017, Vancouver, Canada, August 4, 2017*, pages 28–39. Association for Computational Linguistics, 2017. doi: 10.18653/V1/W17-3204. URL <https://doi.org/10.18653/v1/w17-3204>.
- [26] A. N. Kolmogorov. Three approaches to the quantitative definition of information. *International Journal of Computer Mathematics*, 2:157–168, 1968. URL <https://api.semanticscholar.org/CorpusID:119745517>.
- [27] A. N. Kolmogorov. On tables of random numbers (reprinted from "sankhya: The indian journal of statistics", series a, vol. 25 part 4, 1963). *Theor. Comput. Sci.*, 207(2):387–395, 1998. doi: 10.1016/S0304-3975(98)00075-9. URL [https://doi.org/10.1016/S0304-3975\(98\)00075-9](https://doi.org/10.1016/S0304-3975(98)00075-9).
- [28] K. Lee, D. Ippolito, A. Nystrom, C. Zhang, D. Eck, C. Callison-Burch, and N. Carlini. Deduplicating training data makes language models better. In S. Muresan, P. Nakov, and A. Villavicencio, editors, *Proceedings of the 60th Annual Meeting of the Association for Computational Linguistics (Volume 1: Long Papers), ACL 2022, Dublin, Ireland, May 22-27, 2022*, pages 8424–8445. Association for Computational Linguistics, 2022. doi: 10.18653/V1/2022.ACL-LONG.577. URL <https://doi.org/10.18653/v1/2022.acl-long.577>.
- [29] P. Lesci, C. Meister, T. Hofmann, A. Vlachos, and T. Pimentel. Causal estimation of tokenisation bias, 2025. URL <https://arxiv.org/abs/2506.03149>.
- [30] B. Lester, J. Lee, A. A. Alemi, J. Pennington, A. Roberts, J. Sohl-Dickstein, and N. Constant. Training llms over neurally compressed text. *Trans. Mach. Learn. Res.*, 2024, 2024. URL <https://openreview.net/forum?id=pRvhMSV48t>.
- [31] J. Li, A. Fang, G. Smyrnis, M. Ivgi, M. Jordan, S. Y. Gadre, H. Bansal, E. K. Guha, S. S. Keh, K. Arora, S. Garg, R. Xin, N. Muennighoff, R. Heckel, J. Mercat, M. F. Chen, S. Gururangan, M. Wortsman, A. Albalak, Y. Bitton, M. Nezhurina, A. Abbas, C. Hsieh, D. Ghosh, J. Gardner, M. Kilian, H. Zhang, R. Shao, S. M. Pratt, S. Sanyal, G. Ilharco, G. Daras, K. Marathe, A. Gokaslan, J. Zhang, K. R. Chandu, T. Nguyen, I. Vasiljevic, S. M. Kakade, S. Song, S. Sanghavi, F. Faghri, S. Oh, L. Zettlemoyer, K. Lo, A. El-Nouby, H. Pouransari, A. Toshev, S. Wang, D. Groeneveld, L. Soldaini, P. W. Koh, J. Jitsev, T. Kollar, A. Dimakis, Y. Carmon, A. Dave, L. Schmidt, and V. Shankar. Datacomp-lm: In search of the next generation of training sets for language models. In A. Globersons, L. Mackey, D. Belgrave, A. Fan, U. Paquet, J. M. Tomczak, and C. Zhang, editors, *Advances in Neural Information Processing Systems 38: Annual Conference on Neural Information Processing Systems 2024, NeurIPS 2024, Vancouver, BC, Canada, December 10 - 15, 2024*, 2024. URL [http://papers.nips.cc/paper\\_files/paper/2024/hash/19e4ea30dded58259665db375885e412-Abstract-Datasets\\_and\\_Benchmarks\\_Track.html](http://papers.nips.cc/paper_files/paper/2024/hash/19e4ea30dded58259665db375885e412-Abstract-Datasets_and_Benchmarks_Track.html).



- [32] A. Liu, J. Hayase, V. Hofmann, S. Oh, N. A. Smith, and Y. Choi. Superbpe: Space travel for language models. *CoRR*, abs/2503.13423, 2025. doi: 10.48550/ARXIV.2503.13423. URL <https://doi.org/10.48550/arXiv.2503.13423>.
- [33] I. Loshchilov and F. Hutter. Decoupled weight decay regularization. In *7th International Conference on Learning Representations, ICLR 2019, New Orleans, LA, USA, May 6-9, 2019*. OpenReview.net, 2019. URL <https://openreview.net/forum?id=Bkg6RiCqY7>.
- [34] T. Luong, I. Sutskever, Q. V. Le, O. Vinyals, and W. Zaremba. Addressing the rare word problem in neural machine translation. In *Proceedings of the 53rd Annual Meeting of the Association for Computational Linguistics and the 7th International Joint Conference on Natural Language Processing of the Asian Federation of Natural Language Processing, ACL 2015, July 26-31, 2015, Beijing, China, Volume 1: Long Papers*, pages 11–19. The Association for Computer Linguistics, 2015. doi: 10.3115/V1/P15-1002. URL <https://doi.org/10.3115/v1/p15-1002>.
- [35] I. Magnusson, A. Bhagia, V. Hofmann, L. Soldaini, A. H. Jha, O. Tafjord, D. Schwenk, E. P. Walsh, Y. Elazar, K. Lo, D. Groeneveld, I. Beltagy, H. Hajishirzi, N. A. Smith, K. Richardson, and J. Dodge. Paloma: A benchmark for evaluating language model fit. In A. Globersons, L. Mackey, D. Belgrave, A. Fan, U. Paquet, J. M. Tomczak, and C. Zhang, editors, *Advances in Neural Information Processing Systems 38: Annual Conference on Neural Information Processing Systems 2024, NeurIPS 2024, Vancouver, BC, Canada, December 10 - 15, 2024*, 2024. URL [http://papers.nips.cc/paper\\_files/paper/2024/hash/760b2d94398aa61468aa3bc11506d9ea-Abstract-Datasets\\_and\\_Benchmarks\\_Track.html](http://papers.nips.cc/paper_files/paper/2024/hash/760b2d94398aa61468aa3bc11506d9ea-Abstract-Datasets_and_Benchmarks_Track.html).
- [36] A. Mircea, E. Lobacheva, and I. Rish. Gradient dissent in language model training and saturation. In *High-dimensional Learning Dynamics 2024: The Emergence of Structure and Reasoning*, 2024. URL <https://openreview.net/forum?id=tJj3psv9nm>.
- [37] J. X. Morris, C. Sitawarin, C. Guo, N. Kokhlikyan, G. E. Suh, A. M. Rush, K. Chaudhuri, and S. Mahloujifar. How much do language models memorize? *CoRR*, abs/2505.24832, 2025. doi: 10.48550/ARXIV.2505.24832. URL <https://doi.org/10.48550/arXiv.2505.24832>.
- [38] T. OLMo, P. Walsh, L. Soldaini, D. Groeneveld, K. Lo, S. Arora, A. Bhagia, Y. Gu, S. Huang, M. Jordan, N. Lambert, D. Schwenk, O. Tafjord, T. Anderson, D. Atkinson, F. Brahman, C. Clark, P. Dasigi, N. Dziri, M. Guerquin, H. Ivison, P. W. Koh, J. Liu, S. Malik, W. Merrill, L. J. V. Miranda, J. Morrison, T. Murray, C. Nam, V. Pyatkin, A. Rangapur, M. Schmitz, S. Skjonsberg, D. Wadden, C. Wilhelm, M. Wilson, L. Zettlemoyer, A. Farhadi, N. A. Smith, and H. Hajishirzi. 2 olmo 2 furious. *CoRR*, abs/2501.00656, 2025. doi: 10.48550/ARXIV.2501.00656. URL <https://doi.org/10.48550/arXiv.2501.00656>.
- [39] OpenAI. GPT-4 technical report. *CoRR*, abs/2303.08774, 2023. doi: 10.48550/ARXIV.2303.08774. URL <https://doi.org/10.48550/arXiv.2303.08774>.
- [40] G. Penedo, H. Kydlíček, L. B. Allal, A. Lozhkov, M. Mitchell, C. A. Raffel, L. von Werra, and T. Wolf. The fineweb datasets: Decanting the web for the finest text data at scale. In A. Globersons, L. Mackey, D. Belgrave, A. Fan, U. Paquet, J. M. Tomczak, and C. Zhang, editors, *Advances in Neural Information Processing Systems 38: Annual Conference on Neural Information Processing Systems 2024, NeurIPS 2024, Vancouver, BC, Canada, December 10 - 15, 2024*, 2024. URL [http://papers.nips.cc/paper\\_files/paper/2024/hash/370df50ccfd8bde18f8f9c2d9151bda-Abstract-Datasets\\_and\\_Benchmarks\\_Track.html](http://papers.nips.cc/paper_files/paper/2024/hash/370df50ccfd8bde18f8f9c2d9151bda-Abstract-Datasets_and_Benchmarks_Track.html).
- [41] J. Petty, S. van Steenkiste, I. Dasgupta, F. Sha, D. Garrette, and T. Linzen. The impact of depth and width on transformer language model generalization. *CoRR*, abs/2310.19956, 2023. doi: 10.48550/ARXIV.2310.19956. URL <https://doi.org/10.48550/arXiv.2310.19956>.
- [42] A. Pinto, T. Galanti, and R. Balestriero. The fair language model paradox. *CoRR*, abs/2410.11985, 2024. doi: 10.48550/ARXIV.2410.11985. URL <https://doi.org/10.48550/arXiv.2410.11985>.



- [43] I. Provilkov, D. Emelianenko, and E. Voita. Bpe-dropout: Simple and effective subword regularization. In D. Jurafsky, J. Chai, N. Schluter, and J. R. Tetreault, editors, *Proceedings of the 58th Annual Meeting of the Association for Computational Linguistics, ACL 2020, Online, July 5-10, 2020*, pages 1882–1892. Association for Computational Linguistics, 2020. doi: 10.18653/V1/2020.ACL-MAIN.170. URL <https://doi.org/10.18653/v1/2020.acl-main.170>.
- [44] N. Rajaraman, J. Jiao, and K. Ramchandran. An analysis of tokenization: Transformers under markov data. In A. Globersons, L. Mackey, D. Belgrave, A. Fan, U. Paquet, J. M. Tomczak, and C. Zhang, editors, *Advances in Neural Information Processing Systems 38: Annual Conference on Neural Information Processing Systems 2024, NeurIPS 2024, Vancouver, BC, Canada, December 10 - 15, 2024*, 2024. URL [http://papers.nips.cc/paper\\_files/paper/2024/hash/724afcaae4ae92a9220a077ffe80088d-Abstract-Conference.html](http://papers.nips.cc/paper_files/paper/2024/hash/724afcaae4ae92a9220a077ffe80088d-Abstract-Conference.html).
- [45] V. Reddy, C. W. Schmidt, Y. Pinter, and C. Tanner. How much is enough? the diminishing returns of tokenization training data. *CoRR*, abs/2502.20273, 2025. doi: 10.48550/ARXIV.2502.20273. URL <https://doi.org/10.48550/arXiv.2502.20273>.
- [46] V. Reddy, C. W. Schmidt, Y. Pinter, and C. Tanner. How much is enough? the diminishing returns of tokenization training data. *CoRR*, abs/2502.20273, 2025. doi: 10.48550/ARXIV.2502.20273. URL <https://doi.org/10.48550/arXiv.2502.20273>.
- [47] C. W. Schmidt, V. Reddy, H. Zhang, A. Alameddine, O. Uzan, Y. Pinter, and C. Tanner. Tokenization is more than compression. In Y. Al-Onaizan, M. Bansal, and Y. Chen, editors, *Proceedings of the 2024 Conference on Empirical Methods in Natural Language Processing, EMNLP 2024, Miami, FL, USA, November 12-16, 2024*, pages 678–702. Association for Computational Linguistics, 2024. doi: 10.18653/V1/2024.EMNLP-MAIN.40. URL <https://doi.org/10.18653/v1/2024.emnlp-main.40>.
- [48] C. W. Schmidt, V. Reddy, H. Zhang, A. Alameddine, O. Uzan, Y. Pinter, and C. Tanner. Tokenization is more than compression. In Y. Al-Onaizan, M. Bansal, and Y. Chen, editors, *Proceedings of the 2024 Conference on Empirical Methods in Natural Language Processing, EMNLP 2024, Miami, FL, USA, November 12-16, 2024*, pages 678–702. Association for Computational Linguistics, 2024. URL <https://aclanthology.org/2024.emnlp-main.40>.
- [49] C. W. Schmidt, V. Reddy, C. Tanner, and Y. Pinter. Boundless byte pair encoding: Breaking the pre-tokenization barrier, 2025. URL <https://arxiv.org/abs/2504.00178>.
- [50] R. Sennrich and B. Zhang. Revisiting low-resource neural machine translation: A case study. In A. Korhonen, D. R. Traum, and L. Màrquez, editors, *Proceedings of the 57th Conference of the Association for Computational Linguistics, ACL 2019, Florence, Italy, July 28- August 2, 2019, Volume 1: Long Papers*, pages 211–221. Association for Computational Linguistics, 2019. doi: 10.18653/V1/P19-1021. URL <https://doi.org/10.18653/v1/p19-1021>.
- [51] R. Sennrich, B. Haddow, and A. Birch. Neural machine translation of rare words with subword units. In *Proceedings of the 54th Annual Meeting of the Association for Computational Linguistics, ACL 2016, August 7-12, 2016, Berlin, Germany, Volume 1: Long Papers*. The Association for Computer Linguistics, 2016. doi: 10.18653/V1/P16-1162. URL <https://doi.org/10.18653/v1/p16-1162>.
- [52] R. Sennrich, B. Haddow, and A. Birch. Neural machine translation of rare words with subword units. In *Proceedings of the 54th Annual Meeting of the Association for Computational Linguistics, ACL 2016, August 7-12, 2016, Berlin, Germany, Volume 1: Long Papers*. The Association for Computer Linguistics, 2016. doi: 10.18653/V1/P16-1162. URL <https://doi.org/10.18653/v1/p16-1162>.
- [53] C. E. Shannon. A mathematical theory of communication. *Bell Syst. Tech. J.*, 27(3):379–423, 1948. doi: 10.1002/J.1538-7305.1948.TB01338.X. URL <https://doi.org/10.1002/j.1538-7305.1948.tb01338.x>.
- [54] C. E. Shannon. Prediction and entropy of printed english. *The Bell System Technical Journal*, 30(1):50–64, 1951. doi: 10.1002/j.1538-7305.1951.tb01366.x.

- [55] C. Tao, Q. Liu, L. Dou, N. Muennighoff, Z. Wan, P. Luo, M. Lin, and N. Wong. Scaling laws with vocabulary: Larger models deserve larger vocabularies. In A. Globersons, L. Mackey, D. Belgrave, A. Fan, U. Paquet, J. M. Tomczak, and C. Zhang, editors, *Advances in Neural Information Processing Systems 38: Annual Conference on Neural Information Processing Systems 2024, NeurIPS 2024, Vancouver, BC, Canada, December 10 - 15, 2024*, 2024. URL [http://papers.nips.cc/paper\\_files/paper/2024/hash/cf5a019ae9c11b4be88213ce3f85d85c-Abstract-Conference.html](http://papers.nips.cc/paper_files/paper/2024/hash/cf5a019ae9c11b4be88213ce3f85d85c-Abstract-Conference.html).
- [56] Y. Tay, M. Dehghani, J. Rao, W. Fedus, S. Abnar, H. W. Chung, S. Narang, D. Yogatama, A. Vaswani, and D. Metzler. Scale efficiently: Insights from pre-training and fine-tuning transformers. *CoRR*, abs/2109.10686, 2021. URL <https://arxiv.org/abs/2109.10686>.
- [57] C. S. K. Valmeekam, K. Narayanan, D. Kalathil, J. Chamberland, and S. Shakkottai. Llmzip: Lossless text compression using large language models. *CoRR*, abs/2306.04050, 2023. doi: 10.48550/ARXIV.2306.04050. URL <https://doi.org/10.48550/arXiv.2306.04050>.
- [58] J. Welbl, N. F. Liu, and M. Gardner. Crowdsourcing multiple choice science questions. In L. Derczynski, W. Xu, A. Ritter, and T. Baldwin, editors, *Proceedings of the 3rd Workshop on Noisy User-generated Text, NUT@EMNLP 2017, Copenhagen, Denmark, September 7, 2017*, pages 94–106. Association for Computational Linguistics, 2017. doi: 10.18653/V1/W17-4413. URL <https://doi.org/10.18653/v1/w17-4413>.
- [59] R. Xiong, Y. Yang, D. He, K. Zheng, S. Zheng, C. Xing, H. Zhang, Y. Lan, L. Wang, and T. Liu. On layer normalization in the transformer architecture. In *Proceedings of the 37th International Conference on Machine Learning, ICML 2020, 13-18 July 2020, Virtual Event*, volume 119 of *Proceedings of Machine Learning Research*, pages 10524–10533. PMLR, 2020. URL <http://proceedings.mlr.press/v119/xiong20b.html>.
- [60] L. Xue, A. Barua, N. Constant, R. Al-Rfou, S. Narang, M. Kale, A. Roberts, and C. Raffel. Byt5: Towards a token-free future with pre-trained byte-to-byte models. *Trans. Assoc. Comput. Linguistics*, 10:291–306, 2022. doi: 10.1162/TACL\_A\_00461. URL [https://doi.org/10.1162/tacl\\_a\\_00461](https://doi.org/10.1162/tacl_a_00461).
- [61] O. Yoran, K. Zheng, F. Gloeckle, J. Gehring, G. Synnaeve, and T. Cohen. The kolmogorov test: Compression by code generation. In *The Thirteenth International Conference on Learning Representations, ICLR 2025, Singapore, April 24-28, 2025*. OpenReview.net, 2025. URL <https://openreview.net/forum?id=C45YqeBDUM>.
- [62] D. Yu, E. Cohen, B. Ghazi, Y. Huang, P. Kamath, R. Kumar, D. Liu, and C. Zhang. Scaling embedding layers in language models. *CoRR*, abs/2502.01637, 2025. doi: 10.48550/ARXIV.2502.01637. URL <https://doi.org/10.48550/arXiv.2502.01637>.
- [63] R. Zellers, A. Holtzman, Y. Bisk, A. Farhadi, and Y. Choi. Hellaswag: Can a machine really finish your sentence? In A. Korhonen, D. R. Traum, and L. Màrquez, editors, *Proceedings of the 57th Conference of the Association for Computational Linguistics, ACL 2019, Florence, Italy, July 28- August 2, 2019, Volume 1: Long Papers*, pages 4791–4800. Association for Computational Linguistics, 2019. doi: 10.18653/V1/P19-1472. URL <https://doi.org/10.18653/v1/p19-1472>.
- [64] V. Zouhar, C. Meister, J. L. Gastaldi, L. Du, M. Sachan, and R. Cotterell. Tokenization and the noiseless channel. In A. Rogers, J. L. Boyd-Graber, and N. Okazaki, editors, *Proceedings of the 61st Annual Meeting of the Association for Computational Linguistics (Volume 1: Long Papers), ACL 2023, Toronto, Canada, July 9-14, 2023*, pages 5184–5207. Association for Computational Linguistics, 2023. doi: 10.18653/V1/2023.ACL-LONG.284. URL <https://doi.org/10.18653/v1/2023.acl-long.284>.

## A Influence of token-frequency imbalance on unigram and language models

In this section, we provide a detailed explanation of our research question. Natural language exhibits strong contextual dependencies rather than behaving as an i.i.d. process: each token’s probability depends on its preceding context. As a result, the entropy rate,  $H_\infty = \lim_{t \rightarrow \infty} H(X_t | X_{<t})$ , which captures the optimal per-token uncertainty in text, is strictly lower than the unigram Shannon entropy  $H_1 = -\sum_w p(w) \log p(w)$ . Although entropy rate and Shannon entropy coincide for truly i.i.d. data, in natural language, they can differ by several bits per token.

Under a pure unigram model, minimum cross-entropy loss exactly equals Shannon entropy, and modifying the vocabulary size of the tokenizer immediately changes the Shannon entropy. Typically, enlarging the vocabulary segments frequent multi-token patterns into single tokens, driving their individual relative frequency up and reducing Shannon entropy. But if the vocabulary size grows too large, the new entries tend to be rare tokens, which lengthen the tail and can actually increase the Shannon entropy as token-frequency imbalance rises [64]. However, experimental results show that expanding a BPE vocabulary to around 80K lowers the Shannon entropy of unigram models, demonstrating that a more skewed token-frequency distribution is advantageous at practical vocabulary scales [44]. This pattern extends to n-gram models as well: their conditional Shannon entropy—the lowest possible n-gram cross-entropy—can never exceed the unigram entropy, so lowering the unigram entropy necessarily lowers the conditional entropy.

Language model loss  $\mathcal{L}(\theta)$  minimizes

$$\mathcal{L}(\theta) = H_\infty + \sum_{x \in V} p(x) D_{\text{KL}}(P(\cdot | x_{<t}) \| Q_\theta(\cdot | x_{<t})). \quad (1)$$

where  $V$  denotes the tokenizer’s vocabulary,  $p(x)$  the marginal probability of token  $x$ ,  $P(\cdot | x_{<t})$  the true next-token distribution given the full history  $x_{<t}$ , and  $Q_\theta(\cdot | x_{<t})$  the model’s predicted distribution with parameters  $\theta$ . When the target label is a one-hot vector, the language model loss can be written as  $\mathcal{L}(\theta) = \sum_{x \in V} p(x) [-\log Q_\theta(x | x_{<t})]$  so it is a marginal-frequency-weighted average of the model’s surprisal  $-\log Q_\theta$ . By contrast, the Shannon entropy of the unigram model is a marginal-frequency-weighted average of the self-information  $-\log p(x)$  in the dataset. Even though frequent token logits and embedding norms are higher than rare ones (see Appendix ?? and ??), the loss  $-\log Q_\theta$  depends not only on the underlying relative token-frequencies but also on training dynamics as well. We therefore cannot derive a closed-form expression to predict how much the loss on frequent tokens shrinks versus how much the rare token losses grow under  $\mathcal{L} = p_{\text{freq}} L_{\text{freq}} + p_{\text{rare}} L_{\text{rare}}$ . This masking effect makes it substantially harder to measure the influence of token-frequency imbalance in language models than in the unigram and n-gram models.

## B Coverage of the most frequent N words

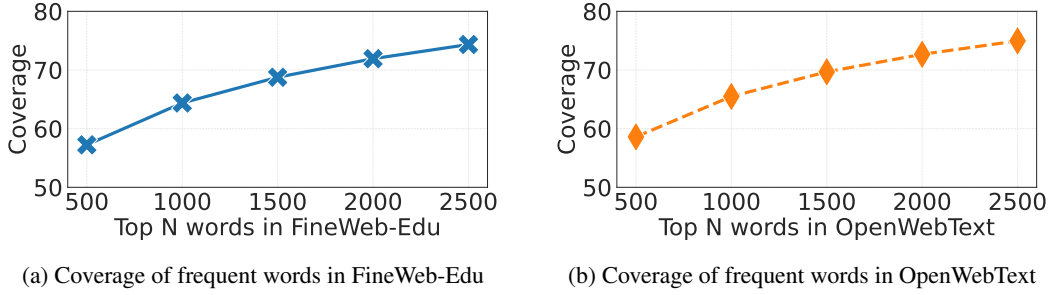


Figure 6: Figures 6a and 6b illustrate the cumulative coverage of the 2,500 most frequent words in the Fineweb-edu and OpenWebText datasets, respectively.

In this section, we measure the coverage of the frequent words in Fineweb-edu [40] and OpenWebText [13]. Both dataset exhibit a steep rise in cumulative coverage as we include more high-frequency tokens, but with subtly different baselines and slopes. In figure 6a, the most frequent 500 words already cover about 58% of all tokens, climbing to roughly 75% once we take the 2,500 most frequent words. OpenWebText (Figure 6b) starts marginally higher—around 59% at most frequent 500 words, but follows an almost identical trajectory, reaching about 76% coverage by the frequent 2,500 words. This pattern underscores how a relatively small core vocabulary captures the vast majority of running text in both corpora, with only modest gains as we move deeper into the long tail.

## C OpenWebText experiments results

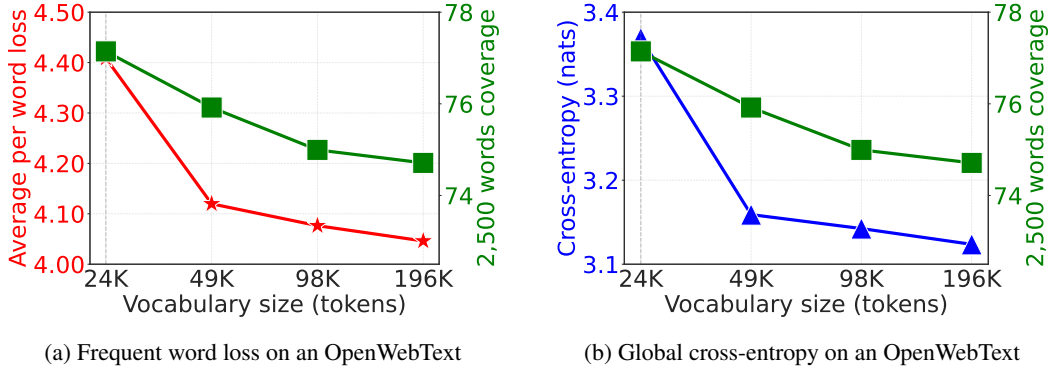


Figure 7: Figure 7a reveals that expanding the vocabulary from 24K to 196K steadily reduces the average per-vocabulary loss of high frequency words. Figure 7b indicates that the most frequent 2,500 tokens still contribute roughly 75 of the total loss, while the rare words losses grow with vocabulary size, similar to 2b. Figure 7b further shows that the global cross-entropy loss falls by about 0.25 nats as the vocabulary grows, demonstrating that the reduction of loss on frequent words outweighs the inflation of rare-token losses.

To verify that reducing frequent-word loss is not a by-product of dataset quality, we repeat the same experiments in section 3.6 on the OpenWebText dataset. Figure 7a shows that widening the vocabulary from 24K to 196K in OpenWebText progressively reduces the average loss assigned to high-frequency words. Figure 7b indicates that the most frequent 2,500 tokens still account for about 75 of the total loss, whereas the loss on infrequent tokens grows with vocabulary size, paralleling the pattern seen in Figure 2b. Figure 7b further demonstrates that the global cross-entropy loss falls from 3.37 nats at a 24K vocabulary to 3.12 nats at 196K, implying that the reduction in loss on frequent words more than offsets the increase in rare-token loss, regardless of dataset quality or type.

## D OLMo-2 result

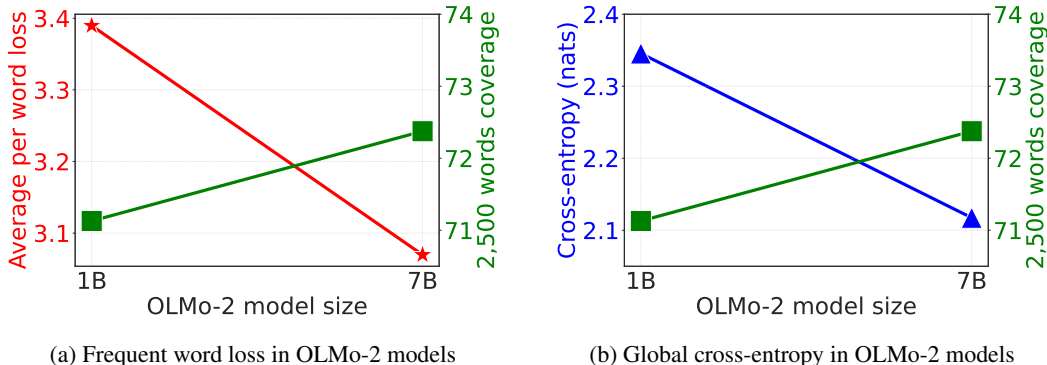


Figure 8: Figure 8a illustrates that larger 7B model reduces average per-vocabulary loss from 3.39 nats to 3.07 nats while slightly increasing the proportion of loss covered by frequent words from 71% to 72.5%. Figure 8b further demonstrates that Scaling from 1B to 7B reduces the overall cross-entropy from 2.35 nats to 2.12 nats, confirming the same pattern persists in contemporary large-scale language models.

To identify whether the reduction in frequent words loss with increasing model size holds for contemporary large language models, we perform analogous experiments using the OLMo-2 series [38]. Figure 8a and 8b indicate that the average per vocabulary loss falls from 3.39 nats in the 1B parameter model to 3.07 nats in the 7B variant while slightly increasing the proportion of loss covered by 2,500 frequent words from 71% to 72.5%. Figure 8b further shows that global cross-entropy loss declines from 2.35 nats for OLMo-2 1B to 2.12 nats for OLMo-2 7B. Notably, OLMo-2 employs a much larger vocabulary (cl100K [39]) than Pythia (50304 tokens [6]) and trains on a larger corpus [38], which helps drive down the average loss on high-frequency words. These results confirm that the same trend holds for modern large-scale language models as well.

## E Are the gains mainly driven by parameter increases from vocab expansion?

To probe whether gains come from parameter growth with larger vocabularies, we run a controlled study comparing a 24K vocabulary model (122M parameters) to a near equal size 49K model (124M parameters) to isolate embedding capacity effects. We reduced the hidden dimension from 768 to 648 and the feed-forward dimension from 2048 to 1728, while maintaining identical model depth which known to have a dominant impact on performance [56, 41]. As shown in the table 3, the 49K model incurs higher cross-entropy loss and delivers inferior results on downstream benchmarks (ARC-E, HellaSWAG, PIQA, and SCIQ) compared to its 24K counterpart, indicating that simply expanding the embedding layer contributes far less to model expressivity than is often assumed.

Table 3: A 24K vs. size-matched 49K indicates embedding expansion yields limited gains.

Vocab (Params)	CE Loss	Downstream (%)
24K (122M)	3.179	54.73
49K (124M)	3.563	50.68
49K (161M)	3.171	55.44

## F Do the benefits of larger vocabularies persist with tied-embedding models?

Several studies show that tying input and output embeddings can change pre-training dynamics [22, 29]. We therefore repeat our study with tied embeddings and report average frequent-word loss and cross-entropy on FineWeb-Edu in the table 4. The tied embedding variant shows broadly similar average frequent word loss and ce-loss to the untied baseline.

Table 4: Average frequent-word loss and cross-entropy of tied and untied embedding models

		<b>24K</b>	<b>49K</b>	<b>98K</b>	<b>196K</b>
<b>Tied</b>	Avg frequent word loss	4.067	4.029	3.991	3.968
	Cross entropy	3.177	3.160	3.146	3.134
<b>Untied</b>	Avg frequent word loss	4.074	4.031	4.001	3.977
	Cross entropy	3.179	3.163	3.147	3.136

## G To what extent does a larger model decrease frequent and rare word loss?

We conducted experiments to quantify scaling effects on frequent and rare words loss and demonstrate that scaling model capacity disproportionately benefits the prediction of high-frequency tokens relative to low-frequency tokens. Since BPE vocabulary IDs are not token frequency ordered, we cannot directly distinguish common and rare tokens in the Pythia and OLMo-2 training corpora. To proxy frequency, we utilize the Google Web Trillion Word Corpus frequency list, which records counts for 333,333 unique words appearing at least 10,000 times in a  $1.0249 \times 10^{12}$  words. We classify the top 2,500 entries as frequent words and the bottom 10,000 as rare words. As shown in the table 5, although cross-entropy loss declines for both groups with increasing model size, the reduction for frequent tokens is markedly greater. We therefore conclude that the dominant effect of model scaling is the lowering of frequent-token loss, which in turn drives the overall cross-entropy reduction.

Table 5: Frequent, rare word loss and cross-entropy loss of Pythia and OLMo-2

<b>Model</b>	<b>Params</b>	<b>Frequent word loss</b>	<b>Rare word loss</b>	<b>CE-loss</b>
Pythia	1B	3.01	4.99	2.51
	7B	2.55	4.93	2.26
OLMo-2	1B	2.60	4.27	2.22
	7B	2.20	4.19	2.00



## H Learning rate exploration

We use a fixed learning rate of  $6 \times 10^{-4}$  for an 85M non-embedding-parameter language model, mirroring the learning rate of GPT-3 with an equivalent non-embedding model size [7]. we further conducted a learning-rate exploration with four additional learning rates:  $2.4 \times 10^{-3}$ ,  $1.2 \times 10^{-3}$ ,  $1.5 \times 10^{-4}$ ,  $7.5 \times 10^{-5}$ . Table 6 and 7 report the resulting cross-entropy loss and average word loss of frequent 2500 words in fineweb-edu across different vocabulary sizes and learning rates, using the same validation dataset described in Section 3.1.

Table 6: Cross-entropy loss across five learning rates.

Cross-Entropy Loss	2.4e-3	1.2e-3	6.0e-4	1.5e-4	7.5e-5
24K	3.156	3.141	3.179	3.484	3.779
49K	3.135	3.114	3.163	3.461	3.751
98K	3.122	3.099	3.147	3.443	3.736
196K	3.111	3.086	3.136	3.429	3.725

Table 7: Average frequent-word loss across five learning rates.

Frequent Word Loss	2.4e-3	1.2e-3	6.0e-4	1.5e-4	7.5e-5
24K	4.033	4.012	4.074	4.431	4.783
49K	3.990	3.970	4.031	4.399	4.749
98K	3.963	3.939	4.001	4.373	4.725
196K	3.942	3.916	3.977	4.352	4.703

## I Detailed Experimental Setting

In this section, we provide detailed configurations of pretraining to reproduce our results. The training setup (Table 8) uses a global batch size of 256, weight decay 0.1, and sequence length 2048. Optimization is Adam with a cosine learning-rate schedule, a 700-step warmup, and a weight-initialization scale of 0.02. The model setup (Table 9) covers two different model size: an 85M model with 12 layers and 12 heads ( $d_{\text{model}} = 768$ ,  $d_{\text{ffn}} = 2048$ ,  $d_{\text{head}} = 64$ ) and a 450M model with 21 layers and 21 heads ( $d_{\text{model}} = 1344$ ,  $d_{\text{ffn}} = 3548$ ,  $d_{\text{head}} = 21$ ). Together, these tables specify the standardized training hyperparameters and the core architectural dimensions for both scales.

Table 8: Training configurations. LR Schedule denotes learning-rate schedule.

Global Batch Size	Weight Decay	Sequence Length	Optimizer
256	0.1	2048	AdamW
		LR Schedule	Warmup Weight Init.
		Cosine	700 steps 0.02

Table 9: Model configurations.

Size	$n_{\text{layers}}$	$n_{\text{heads}}$	$d_{\text{model}}$	$d_{\text{ffn}}$	$d_{\text{head}}$
85M	12	12	768	2048	64
450M	21	21	1344	3548	21