

# ShizhenGPT: Towards Multimodal LLMs for Traditional Chinese Medicine

Junying Chen<sup>1†</sup>, Zhenyang Cai<sup>1†</sup>, Zhiheng Liu<sup>1</sup>, Yunjin Yang<sup>1</sup>, Rongsheng Wang<sup>1</sup>,  
Qingying Xiao<sup>3</sup>, Xiangyi Feng<sup>2</sup>, Zhan Su<sup>1</sup>, Jing Guo<sup>5</sup>,  
Xiang Wan<sup>4</sup>, Guangjun Yu<sup>1,3</sup>, Haizhou Li<sup>1</sup>, Benyou Wang<sup>1,4\*</sup>

<sup>1</sup> The Chinese University of Hong Kong, Shenzhen <sup>2</sup> Freedom AI

<sup>3</sup> National Health Data Institute, Shenzhen <sup>4</sup> Shenzhen Research Institute of Big Data

<sup>5</sup> Guangdong University of Technology

wangbenyou@cuhk.edu.cn

<https://github.com/FreedomIntelligence/ShizhenGPT>

## Abstract

Despite the success of large language models (LLMs) in various domains, their potential in **Traditional Chinese Medicine (TCM)** remains largely underexplored due to two critical barriers: (1) the scarcity of high-quality TCM data and (2) the inherently multimodal nature of TCM diagnostics, which involve looking, listening, smelling, and pulse-taking. These sensory-rich modalities are beyond the scope of conventional LLMs. To address these challenges, we present **ShizhenGPT**, the first multimodal LLM tailored for TCM. To overcome data scarcity, we curate the largest TCM dataset to date, comprising 100GB+ of text and 200GB+ of multimodal data, including 1.2M images, 200 hours of audio, and physiological signals. ShizhenGPT is pretrained and instruction-tuned to achieve deep TCM knowledge and multimodal reasoning. For evaluation, we collect recent national TCM qualification exams and build a visual benchmark for Medicinal Recognition and Visual Diagnosis. Experiments demonstrate that ShizhenGPT outperforms comparable-scale LLMs and competes with larger proprietary models. Moreover, it leads in TCM visual understanding among existing multimodal LLMs and demonstrates unified perception across modalities like sound, pulse, smell, and vision, paving the way toward holistic multimodal perception and diagnosis in TCM. Datasets, models, and code are publicly available. We hope this work will inspire further exploration in this field.

## Introduction

Large language models (LLMs) like GPT-4 have demonstrated impressive capabilities across general and specialized domains (Achiam et al. 2023; Dubey et al. 2024; Guo et al. 2025). Meanwhile, Traditional Chinese Medicine (TCM), a medical system with thousands of years of history and ongoing relevance for hundreds of millions (Shi and Zhou 2007; Zhao et al. 2015), remains largely absent from recent AI developments. TCM, with its intricate theoretical framework, nuanced diagnostic reasoning, and enduring clinical relevance (Bing and Hongcai 2010), presents both a challenge and an opportunity for large language models (Hua et al. 2024). Empowering these models to understand and reason about TCM could greatly advance clinical decision-making, medical education, and preservation of traditional medical knowledge (Yao et al. 2019; Wang et al. 2020).

<sup>†</sup>Equal Contribution. <sup>\*</sup>Corresponding author.

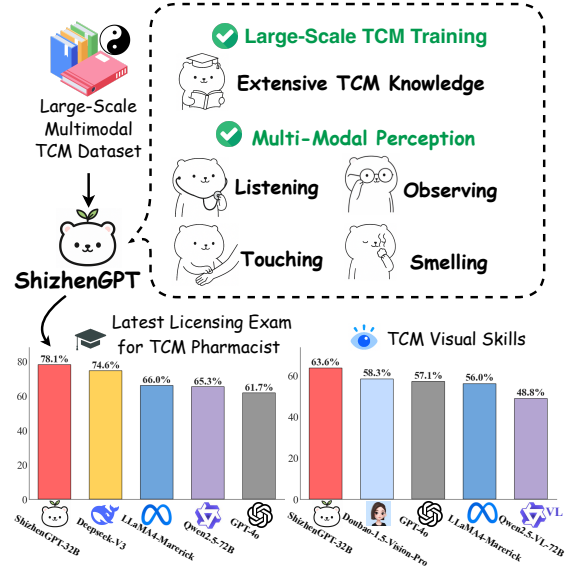








Figure 1: Key Capabilities of ShizhenGPT, a multimodal LLM for Traditional Chinese Medicine (TCM).

However, applying LLMs to TCM presents two key challenges. First, there is a significant scarcity of high-quality TCM data. For example, most existing TCM-specific LLMs are trained on less than 1GB of text (Dai et al. 2024; Yang et al. 2024b; Wei et al. 2024; Hua et al. 2024). This is substantially smaller than the datasets used in domains like modern medicine (Zhang et al. 2024b; Chen et al. 2023), and particularly insufficient given the complexity and depth of TCM theory. Moreover, the multimodal datasets necessary for training TCM-oriented multimodal LLMs are currently non-existent. Second, TCM fundamentally depends on multimodal diagnostics. Rooted in the "Four Diagnostic Methods", it depends on observing the tongue and other visual cues, listening to the voice and breath, smelling smells, and feeling the pulse (Dong, Zhang, and Fei 2022; Tian et al. 2023). These rich sensory modalities are central to TCM and lie well beyond the capabilities of text-only models.

To address this, we propose **ShizhenGPT**, the first multimodal LLM tailored for Traditional Chinese Medicine. To

Table 1: Comparison of ShizhenGPT and existing LLMs across key dimensions.

Model	Domain Expertise	Multimodal Capability					Clinical Application
		Text 	Vision 	Sound 	Smell 	Pulse 	
<b>TCM-specific LLMs</b>	Limited by small-scale training data (<1GB).	✓	✗	✗	✗	✗	Limited to text-only scenarios.
<b>General-purpose LLMs</b>	General-domain training, limited TCM specialization.	✓	○ Partial	○ Partial	✗	✗	Only partial support for vision/sound.
<b>ShizhenGPT</b> 	Trained on <b>15B+</b> tokens and <b>200GB+</b> TCM data; high TCM proficiency.	✓	✓	✓	✓	✓	Fully supports Four Diagnostic Methods.

mitigate data scarcity, we built the largest TCM dataset to date, comprising over 100GB of text from 3,256 TCM-specific books and online sources. In addition, we collected over 200GB of multimodal data, including 1.2 million annotated images, 200+ hours of audio, and diverse physiological signals such as pulse, smell, and electrocardiograms (ECG). Leveraging this extensive dataset, ShizhenGPT is trained through domain-specific pretraining and instruction tuning, enabling it to acquire deep TCM knowledge and multimodal reasoning. The resulting model ShizhenGPT integrates deep domain expertise with perceptual capabilities aligned with real-world TCM diagnostic practices, including observation, listening, smelling, and pulse-taking.

To evaluate TCM-specific capabilities, we collected recent qualification exams, including three national licensing exams and two postgraduate entrance exams in TCM. All questions were released within the past year to ensure freshness. For visual evaluation, we built a benchmark using TCM atlases, containing 7k image-related questions focused on medicinal recognition and visual diagnosis. Results show that ShizhenGPT outperforms existing LLMs of similar scale and rivals much larger proprietary models, despite having only 32B parameters. In visual TCM tasks, it leads among current multimodal LLMs. Expert evaluations also indicate a higher preference for ShizhenGPT’s responses. Additionally, across seven physiological signal datasets, ShizhenGPT demonstrates effective multimodal perception, including sound, pulse, and smell, achieving unified input and understanding across modalities.

We present a TCM-specific multimodal LLM capable of perceiving smell, sound, vision, and pulse. This expands the diagnostic capabilities of the model beyond text-based interaction, allowing it to directly observe the tongue, pulse, or breathing sounds for richer clinical insights. This moves toward more realistic, holistic medical AI systems. We hope our data, model, and approach will inspire further research in TCM.

Our contributions are as follows:

- We release the largest TCM dataset to date, covering extensive text and multimodal data across vision, audio, and physiological signals.
- We introduce ShizhenGPT, the first multimodal LLM tailored for TCM, capable of understanding images, sounds, smells, pulse, and more. It achieves strong performance in TCM expertise and leads in visual diagnostic tasks.

- We release a comprehensive benchmark for TCM across textual and multimodal tasks, enabling systematic evaluation of LLMs in TCM.

## Background and Motivation

**Traditional Chinese Medicine** TCM is one of the world’s oldest and most influential medical systems, serving over 500 million patients annually in China and gaining global recognition (Cheung 2011; Liu et al. 2015; Zhao et al. 2023). Unlike modern medicine, TCM relies on the “Four Diagnostic Methods”: **looking, listening/smelling, questioning, and pulse-taking** (Dong, Zhang, and Fei 2022; Tian et al. 2023). These methods collect visual, auditory, verbal, and tactile information to form a holistic understanding of the patient. Each captures distinct biomedical signals, making TCM inherently multimodal and posing unique challenges for AI systems seeking to replicate its diagnostic reasoning.

**Motivation for a Multimodal TCM LLM** TCM’s complexity and its reliance on diverse sensory modalities pose significant challenges for LLMs. As shown in Table 1, current TCM-specific models suffer from limited training data and lack multimodal perception. General-purpose models, while powerful, are not tailored to TCM and offer only partial support for modalities like vision or audio. To address these gaps, we propose **ShizhenGPT**, a multimodal LLM trained on extensive TCM data in diverse modalities. By integrating perception and reasoning across all four diagnostic methods, ShizhenGPT might enable more faithful, practical applications in real-world clinical settings.

## ShizhenGPT

This section describes **ShizhenGPT**, including its architecture and two-phase training: (1) *pre-training* to inject TCM-specific knowledge, and (2) *post-training* for real-world tasks.

### Model Architecture

As shown in Figure 2(c), ShizhenGPT consists of three main components: an LLM backbone, a vision encoder, and a signal encoder.

**LLM Backbone** The LLM serves as the core reasoning engine. It processes inputs from multiple modalities and generates responses. We use the Qwen-2.5-7B and Qwen-2.5-32B (Yang et al. 2025) as the base LLMs.

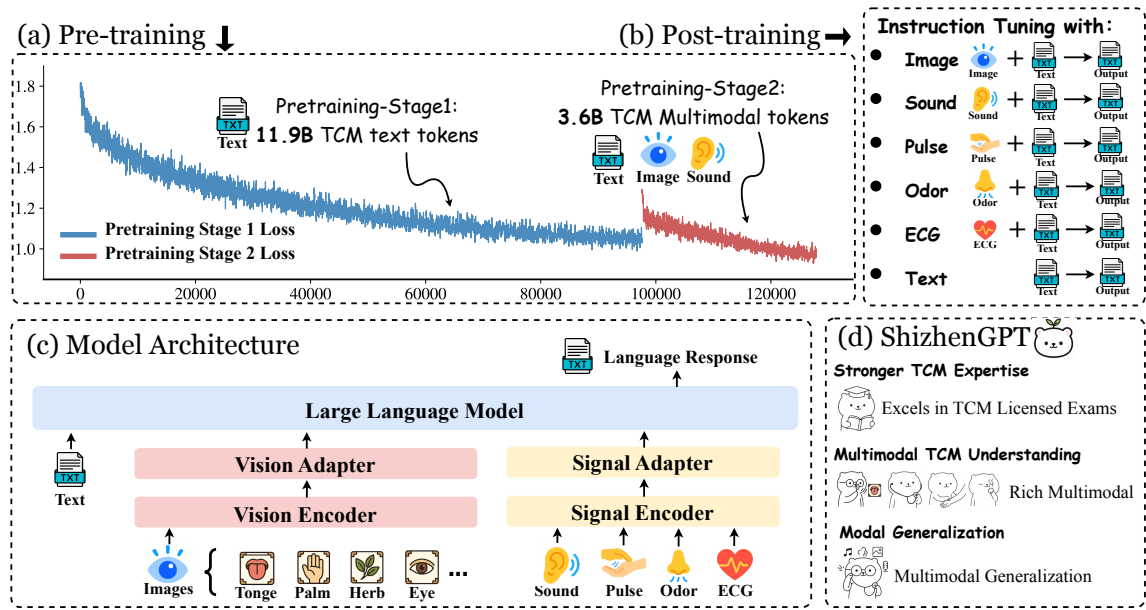


Figure 2: Overview of ShizhenGPT. (a) Pre-training process, with the loss curve of *ShizhenGPT-7B*. (b) Post-training process with multimodal instruction tuning. (c) Model architecture. (d) Demonstration of ShizhenGPT’s capabilities.

**Vision Encoder** For visual inputs, we initialize the *Vision Encoder* from Qwen-2.5-VL (Bai et al. 2025), which supports high-resolution images using 2D-RoPE and window attention. Visual patches extracted by the encoder are grouped (four adjacent patches), concatenated, and mapped to the LLM’s embedding space via a two-layer MLP (*Vision Adapter*).

**Signal Encoder** For continuous signals (e.g., voice, pulse, smell), we use *Whisper-large-v3* (Radford et al. 2022) as the initial *Signal Encoder*. Non-audio signals are first converted into waveform representations via linear interpolation. All waveforms are resampled to 16kHz and transformed into 128-channel mel-spectrograms using a 25ms window and 10ms hop size. A stride-2 pooling layer reduces temporal resolution, and a one-layer MLP (*Signal Adapter*) projects the features into the embedding space of LLM. Although pulse signals are low-frequency, the resulting 40ms-per-token resolution retains sufficient temporal granularity to capture the slow-varying patterns essential for TCM.

## Pre-training

We begin with pre-training on large-scale TCM data to acquire domain expertise. We design a two-stage pipeline: the first stage infuses knowledge from extensive TCM text, while the second introduces multimodal alignment through image-text and audio-text data.

**Pretraining Datasets** As summarized in Table 2, the pre-training corpus includes three components:

- **TCM Text Corpus** We collect TCM text from 3,256 TCM books and online sources. The books are converted into interleaved text-image corpora and cleaned to yield 3.8GB of *book corpus*. For online sources, we use a 30K-

term TCM lexicon to extract TCM documents from Common Crawl (2017-2023) and WeChat public articles, totaling 96.4GB. A two-step filtering process, involving quality scoring using a classifier and semantic deduplication, produces a final 21.2GB high-quality *web corpus*.

- **TCM Image-Text Data** We extract 17.6GB of interleaved image-text data from TCM books (51K images). From 5 million images sourced from WeChat articles, we filtered high-quality TCM images using an image classifier. This process yielded 140.7GB of web-based image-text data (1M images). To improve alignment, we follow HuatuoGPT-Vision and use a multimodal LLM to generate descriptive captions based on image and context, producing 40.6GB of synthetic pairs (15K images).
- **TCM Audio-Text Data** We extract 60K doctor-patient dialogues from the Huatuo-26M dataset (Li et al. 2023b) and synthesize audio via a high-fidelity TTS system (Du et al. 2024), yielding 58K utterance-aligned audio-text pairs.

Further details are provided in Appendix .

**Pre-training Strategy** We adopt a two-stage pre-training strategy. In **Stage 1**, it focuses on text-only learning with 11.9B tokens, including 6.3B from TCM corpora and 5.6B from general corpora (see Appendix for details) to maintain foundational capabilities. In **Stage 2**, it uses 3.8B tokens of multimodal data, including TCM and general image-text and audio-text data, along with 1.8B resampled textual tokens from Stage 1 to preserve grounding. In both stages, inputs are packed into 4096-token sequences, and loss is computed only over textual tokens. Pre-training runs for 1 epoch with a  $5e-5$  learning rate using full-parameter tuning. Details are provided in Appendix 6.

Table 2: Overview of **Pre-training Datasets**. These data are utilized for a single training epoch unless otherwise specified. # indicates quantity. **B** stands for billion.


























Pre-training Dataset	Description	# Tokens	Storage
 <b>Text Datasets (Pretraining Stage 1 &amp; Stage 2)</b>			
 <b>TCM Web Corpus</b>	A high-quality TCM corpus collected from Common Crawl (2017–2023) and WeChat public articles (a major content channel in China).	5.33B	21.2 GB
 <b>TCM Book Corpus</b>	A cleaned corpus of 3,256 TCM textbooks. (2 epochs)	0.96B	3.8 GB
 <b>General Text Corpus</b>	General-domain English corpus from FineWeb-edu. See Appendix for details.	5.63B	29.2 GB
 <b>Image-Text Dataset (Pretraining Stage 2)</b>			
 <b>TCM Web Interleaved Data</b>	Interleaved text-image data from the TCM web corpus. (# Images: 1,143,954)	0.87B	140.7 GB
 <b>TCM Book Interleaved Data</b>	Richly illustrated interleaved text-image data from 306 TCM books. (# Images: 51,619; 2 epochs)	0.14B	17.6 GB
 <b>TCM Synthesized Image-Text Data</b>	TCM image-text pairs generated from images and their context using multi-modal LLMs. (# Images: 146,635; 2 epochs)	0.16B	40.6 GB
 <b>General Image-Text Data</b>	General-domain image-text datasets, such as ShareGPT-4V. See Appendix for details. (# Images: 1,851,321)	0.69B	93.29 GB
 <b>Audio-Text Dataset (Pretraining Stage 2)</b>			
 <b>TCM-related Audio-Text Data</b>	Chinese audio-text pairs in the domain of traditional Chinese medicine. (# Audios: 58,462 ; Duration: 238.67 hours)	0.03B	75.72 GB
 <b>General Audio-Text Data</b>	English audio-text pairs from general domains. See Appendix . (# Audios: 282,884 ; Duration: 353.04 hours)	0.04B	111.6 GB

Table 3: Overview of **Instruction-Tuning Datasets**. Signal instructions are detailed in Appendix 9.

Instruction-Tuning Dataset	Description	# Item
 <b>Text Instruction Data</b>		
 <b>TCM Instruction</b>	A dialogue instruction dataset centered on real-world TCM problems.	83,629
 <b>Vision Instruction Data (Requires Vision Encoder)</b>		
 <b>TCM Vision Instruction</b>	A multimodal instruction dataset composed of TCM-related image-text pairs. (# Images: 70,638)	65,033
   <b>Signal Instruction Data (Requires Signal Encoder)</b>		
 <b>TCM Speech Instruction</b>	Speech-to-text instruction data in the TCM domain.	57,957
 <b>Cough Sound Dataset</b>	An instruction dataset focused on cough sounds for medical diagnosis.	456
 <b>Heartbeat Sound Dataset</b>	An instruction dataset focused on heartbeat sounds for medical diagnosis.	189
 <b>Pulse Dataset</b>	An instruction dataset focused on pulse diagnosis in TCM applications.	4,101
 <b>Smell Dataset</b>	Dataset related to olfactory input for medical diagnosis.	672
 <b>ECG Dataset</b>	Electrocardiogram instruction dataset for medical diagnosis.	99,195

## Post-training



After pre-training, the model acquires foundational TCM knowledge and multimodal abilities. Post-training aligns the model for instruction-following, extends its capabilities to downstream tasks, and enables adaptation to additional modalities such as sound and smell, which require low learning complexity but suffer from limited data.













**Instruction Dataset** As summarized in Table 3, instruction tuning data spans four categories:

- **TCM Text Instructions** We curate 92K TCM questions from doctor-patient dialogues (Li et al. 2023b) and medical verifiable questions (Chen et al. 2024b). Responses were distilled using Deepseek-R1 and validated with Deepseek-V3 based on reference answers or doctor responses, resulting in 83K reliable Chinese instruction pairs.

- **Vision Instructions** We select TCM-related images with detailed captions from books and web sources. GPT-4o is used to generate paired visual questions and answers based on image content and context, producing 65K high-quality vision instruction pairs.
- **Audio Instructions** For speech audio, we convert 20K text questions into TTS speech and pair them with original answers. An additional 20K transcription-style instructions are created. For TCM-specific audio (e.g., coughs, heart sounds), classification tasks are reformulated into instruction format (e.g., “Listen and determine if the patient has COVID-19.”).
- **Physiological Signal Instructions** Non-audio signals (e.g., pulse, smell, ECG) are converted to waveform format and tagged with modality-specific tokens (e.g., <Smell>, <Pulse>). The pregnancy-related pulse data is constructed in-house, while the other data are ob-



Table 4: Results of LLMs on the latest TCM exams, including the 2024 Licensed TCM Pharmacist Exam, 2024 Licensed TCM Physician Exam, 2024 Licensed TCM Assistant Physician Exam, and two TCM Postgraduate Entrance Exams (2024-2025).  denotes proprietary or 100B+ LLMs;  denotes TCM-specific LLMs.

Model	2024 TCM Pharmacist	2024 TCM Physician	2024 TCM Assistant Physician	2024 TCM Graduate Entrance	2025 TCM Graduate Entrance	Avg.
 <b>Proprietary or 100B+ LLMs</b>						
 GPT-4o	61.7	56.2	66.7	58.7	55.0	59.6
 LLaMA-4-Maverick-400B	66.0	67.2	76.6	63.3	59.5	66.5
 Deepseek-V3	74.6	74.8	80.8	72.4	66.7	73.9
 Doubao-1.5-Pro-32k	81.9	79.7	<b>86.2</b>	81.5	73.7	80.6
 Deepseek-R1-671B	<b>85.0</b>	<b>82.4</b>	<b>86.2</b>	<b>83.2</b>	<b>83.3</b>	<b>84.0</b>
<15B LLMs						
Llama-3.1-8B-Instruct	36.7	36.9	40.4	33.4	26.1	34.7
 TCMChat-600k-7B	42.0	49.5	46.0	41.6	38.5	43.5
 Zhongjing-7B	45.5	47.8	46.4	38.4	45.6	44.7
 Biancang-7B	57.3	57.9	66.2	43.5	37.5	52.5
GLM4-9B-Chat	54.6	56.2	61.6	54.0	51.9	55.7
Yi-1.5-9B-Chat	59.0	58.2	69.7	53.0	39.7	55.9
 Lingdan-13B-PR	64.4	65.9	78.4	45.6	41.1	59.1
DeepSeek-R1-Distill-14B	62.2	60.8	70.5	58.4	55.7	61.5
Qwen2.5-7B-Instruct	65.3	63.2	76.0	59.0	54.0	63.5
InternLM2.5-7B-chat	69.8	68.5	<b>79.7</b>	58.5	48.9	65.1
Qwen2.5-14B-Instruct	<b>70.8</b>	68.8	71.7	63.8	57.2	66.4
 <b>ShizhenGPT-7B (Ours)</b>	70.1	<b>76.7</b>	79.4	<b>68.8</b>	<b>69.3</b>	<b>72.9</b>
15B to 100B LLMs						
Gemma-3-27B-it	42.1	40.9	44.9	35.1	28.1	38.2
Llama-3.1-70B-Instruct	50.6	52.8	65.0	42.5	39.9	50.2
Yi-1.5-34B-Chat	67.6	62.2	75.5	61.8	50.7	63.6
InternLM2.5-20B-Chat	66.5	66.1	73.8	57.9	53.8	63.6
GLM-4-32B	67.9	65.6	80.9	64.9	62.6	68.4
DeepSeek-R1-Distill-32B	70.6	67.7	78.4	65.3	61.2	68.6
Qwen2.5-32B-Instruct	76.1	69.2	78.3	65.5	61.8	70.2
Qwen2.5-72B-Instruct	77.2	70.6	81.0	63.3	59.9	70.4
 <b>ShizhenGPT-32B (Ours)</b>	<b>79.2</b>	<b>78.4</b>	<b>84.9</b>	<b>77.5</b>	<b>70.7</b>	<b>78.1</b>

tained from public datasets. All tasks are transformed into instruction format using a unified signal-processing pipeline to ensure extensibility.

The instruction and signal datasets are detailed in Appendix 6 and Appendix 9, respectively.

**Instruction Fine-tuning** We fine-tune the TCM-pretrained model on all modality-specific instruction datasets in Table 3 using full-parameter tuning. Instructions follow the *Qwen-2.5* chat template, and loss is computed only on response tokens. The model is trained for 3 epochs with a learning rate of 5e-6. See Appendix 6 for details. This stage produces the final model, **ShizhenGPT**.


## Experimental Setup







**Model Training** We train two versions of ShizhenGPT: **ShizhenGPT-7B** and **ShizhenGPT-32B**, based on Qwen2.5-7B and Qwen2.5-32B backbones, respectively. Both use the same vision and signal encoders, and are trained with identical settings across all stages. Experiments are conducted on two DGX nodes, each with 8 A100 GPUs.

**Baselines** We compare ShizhenGPT with following baselines: (1) **Vanilla LLMs**: We evaluate mainstream general-purpose models including LLaMA (Dubey et al. 2024),

Qwen, Yi (Young et al. 2024), GLM-4 (GLM et al. 2024), InternLM (Team 2023), Gemma (Team et al. 2024), DeepSeek (Liu et al. 2024a), GPT-4o (2024-11-20) (Achiam et al. 2023), and Doubao (ByteDance Seed Team 2024). TCM-specific LLMs include TCMChat-600K-7B (Dai et al. 2024), Zhongjing-7B (Yang et al. 2024b), Biancang-7B (Wei et al. 2024), and Lingdan-13B-PR (Hua et al. 2024). (2) **Multi-modal LLMs (MLLMs)**: For vision understanding, we include Gemini (Team et al. 2023), GPT-4o, LLaVA (Liu et al. 2023), Qwen2.5-VL (Bai et al. 2025), InternVL (Chen et al. 2024f), Janus-Pro (Chen et al. 2025), Kimi-VL (Team et al. 2025) and HuatuoGPT-Vision (Chen et al. 2024c); for audio understanding, we consider Qwen2-Audio (Chu et al. 2024), Llama-Omni (Fang et al. 2024), and Moshi (Défossez et al. 2024).

**Benchmarks** To evaluate the TCM capabilities, we construct a multimodal benchmark suite covering text, vision, signals, and human evaluation. (1) **Text Benchmarks**: We collect recent national TCM exams in China, including three licensing exams (for pharmacists, physicians, and assistant physicians) and two postgraduate entrance exams (2024–2025). (2) **Vision Benchmark**: We compile 7,204 multiple-choice questions from seven TCM atlases, explicitly excluded from training, covering seven subfields in medic-

Table 5: Results on the **TCM-Vision Benchmark**, evaluating visual understanding in TCM.  denotes proprietary or 100B+ multimodal LLMs. **bold** indicates the best score; underlines marks the second-best.

Model	 TCM Medicinal Recognition			 TCM Visual Diagnosis					Avg
	TCM Patent	TCM Material	TCM Herb	Holism	Tongue	Palm	Tuina	Eye	
Multimodal LLMs									
LLaVA-1.5-7B	25.6	26.9	27.7	25.8	27.0	19.2	16.9	23.3	24.1
LLaVA-1.5-13B	21.6	34.8	26.4	31.9	33.5	29.2	21.4	18.3	27.1
LLaVA-Med	26.2	35.4	23.1	24.8	28.7	26.5	43.5	38.4	30.8
DeepSeek-VL2	30.0	39.1	26.6	28.2	32.4	30.8	47.2	42.0	34.5
MedGemma-4B-it	30.2	40.6	28.0	46.7	49.9	41.5	38.3	38.1	39.2
Gemma-3-27B-it	32.6	40.1	31.8	45.8	48.8	46.2	38.1	45.3	41.1
Llama-3.2-11B-Vision	33.1	43.5	31.1	50.0	53.0	44.5	41.8	41.3	42.3
Janus-Pro-7B	32.5	45.1	33.0	45.7	48.6	45.3	45.8	50.8	43.4
HuatuoGPT-Vision-7B	38.4	53.0	36.2	48.9	52.6	44.9	50.4	49.0	46.7
InternVL3-8B	38.8	58.6	39.0	58.5	54.8	45.2	53.3	47.1	49.4
Qwen2.5-VL-32B-Instruct	39.6	60.3	46.0	61.2	56.4	54.8	51.4	49.2	52.4
Kimi-VL-Instruct-16B	47.1	64.6	46.4	60.5	53.0	52.3	51.9	51.9	53.5
InternVL3-38B	46.1	65.8	48.8	58.2	57.3	49.4	54.8	49.7	53.7
Qwen2.5-Omni-7B	43.8	61.8	51.2	60.8	54.5	53.5	59.5	52.0	54.6
 LLaMa-4-Maverick-400B	46.0	67.8	52.0	61.0	62.5	55.0	54.8	49.2	56.0
 Gemini-1.5-Pro	<u>49.8</u>	73.5	54.0	56.7	57.2	48.8	59.7	50.7	56.3
 GPT-4o	48.0	70.6	54.5	63.2	57.9	57.4	57.5	47.8	57.1
 Doubao-1.5-Vision-Pro	<b>52.0</b>	<b>79.3</b>	<b>64.0</b>	59.0	62.8	45.7	58.2	45.2	58.3
ShizhenGPT (Ours)									
<b>ShizhenGPT-7B</b>	47.4	61.7	49.2	<u>70.6</u>	<u>65.5</u>	<b>63.7</b>	<u>64.1</u>	<u>58.3</u>	<u>60.1</u>
<b>ShizhenGPT-32B</b>	49.5	<u>74.2</u>	<u>54.7</u>	<b>71.5</b>	<b>66.5</b>	60.9	<b>65.9</b>	<b>65.3</b>	<b>63.6</b>

inal recognition and visual diagnosis. See Appendix 9 for details. **(3) Human Benchmark:** We collect 90 real-world TCM questions and evaluate model responses, with licensed TCM doctors selecting preferred answers (see Appendix 9). **(4) Signal Benchmarks:** We use the test set of the dataset for smell, auscultation, pulse, and ECG signals, along with a custom pregnancy detection dataset using pulse data.

## Results

**Evaluation of TCM Expertise** Table 4 reports the performance of various models on the latest National TCM Licensing exams and the TCM postgraduate entrance exams. For fair comparison, models are grouped by parameter size. In the small-scale category (<15B), **ShizhenGPT-7B** achieves the highest average score, outperforming Qwen2.5-7B-Instruct by +9.4 points despite sharing the same backbone. It also surpasses larger models such as Qwen2.5-14B-Instruct, and leads all compared TCM-specific models in this range. In the mid-scale range (15-100B), **ShizhenGPT-32B** achieves the strongest results among open-source LLMs, with an average score of 78.1. This exceeds multiple 70B+ models. Although it slightly lags behind ultra-large proprietary models like DeepSeek-R1 (671B) and Doubao-1.5-Pro-32K, it demonstrates highly competitive performance with significantly fewer parameters (78.1 vs. 84.0).

**Human Evaluation** To further assess TCM capabilities, we conduct an expert evaluation with licensed TCM practitioners. Following (Zhang et al. 2023a), we sample 90 real-world TCM queries. For each, our model and a baseline

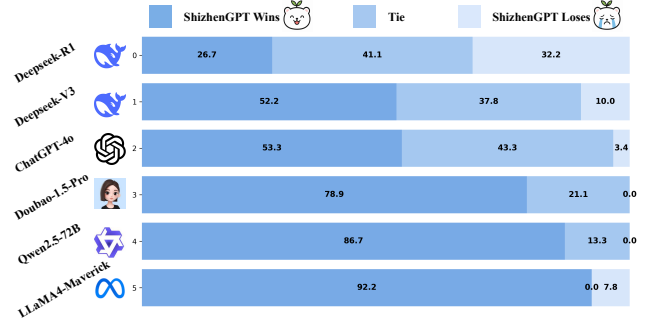


Figure 3: Results of the human evaluation. ShizhenGPT refers to *ShizhenGPT-32B*. "Win/Tie/Loss" indicates the proportion of expert preferences for the model responses (Details are in Appendix 9).

generate responses, which are then compared by experts. As shown in Figure 3, ShizhenGPT-32B outperforms all baselines except DeepSeek-R1, including strong contenders like Doubao-1.5-Pro and DeepSeek-V3. The gap with DeepSeek-R1 is small, while ShizhenGPT-32B offers a more efficient alternative given its much smaller size. Figure 3 reports the win/tie/loss results. ShizhenGPT-32B outperforms all baseline models except DeepSeek-R1, including strong contenders like Doubao-1.5-Pro and DeepSeek-V3. The performance gap with DeepSeek-R1 is minimal. Given the substantial inference cost of DeepSeek-R1 with 671B parameters, ShizhenGPT-32B offers a compelling trade-off between model size and clinical performance.

**Evaluation of Visual Capabilities** Table 5 presents results on the TCM visual benchmark, which evaluates the ability to recognize medicinal herbs and interpret diagnostic visuals (e.g., tongue, palm). Proprietary models like GPT-4o demonstrate stronger visual reasoning than open-source models such as Qwen2.5-VL. Among baselines, Doubao-1.5-Vision-Pro, a proprietary MLLM, achieves the strongest baseline score of 58.3. **ShizhenGPT** surpasses all baselines, achieving a new SOTA with 63.6 using only 32B parameters. Notably, even the 7B version performs competitively, highlighting the effectiveness of domain-specific multimodal training for specialized visual understanding in TCM.

Table 6: Results on general speech tasks.

Model	General Audio LLMs Benchmarks		
	LlamaQuestion	Speech TriviaQA	Speech Web Questions
Llama-Omni	45.3	22.9	10.7
Moshi	43.7	23.8	16.7
Qwen2-Audio	60.0	<b>30.4</b>	24.0
<b>ShizhenGPT-7B</b>	<b>64.0</b>	27.3	<b>25.4</b>

**Evaluation of General Audio Capabilities** Since ShizhenGPT is equipped with audio perception, we evaluate its general speech understanding ability on standard audio benchmarks. As shown in Table 6, ShizhenGPT demonstrates strong performance, comparable to *Qwen2-Audio-Instruction*. These results indicate that ShizhenGPT is not only compatible with various signal modalities but also maintains strong audio comprehension.

Table 7: Performance on various TCM signal modalities. All tasks are classification; details in Appendix 9. *Random Baselines* indicate random prediction accuracy.





Modality	Task	Random Baseline	ShizhenGPT (7B)
 <b>Pulse</b>	Pregnancy Detection via Pulse Diagnosis	50.0	80.5
	Disease Classification via Pulse Diagnosis	11.1	20.6
 <b>Small</b>	Disease Classification via Smell Analysis	14.3	48.8
 <b>Sound</b>	COVID-19 Detection from Cough Sound	50.0	58.7
	Cardiac Abnormality Detection from Heart Sound	50.0	62.9
 <b>ECG</b>	ECG Abnormality Detection	50.0	71.5
	ECG Heart Beat Classification	20.0	83.1

Table 8: Ablation study results on ShizhenGPT pretraining. Performance is evaluated across two TCM qualification exams and two TCM-specific visual benchmarks.

Model	TCM Expertise		TCM Visual Capability	
	2024 TCM Pharmacist	2024 TCM Physician	Medicinal Recognition	Visual Diagnosis
ShizhenGPT-7B	70.1	76.4	52.7	64.5
w/o Pretraining	66.9 (↓ 3.2)	68.8 (↓ 7.6)	43.7 (↓ 9.0)	59.3 (↓ 5.2)
ShizhenGPT-32B	79.2	78.4	59.5	66.0
w/o Pretraining	76.9 (↓ 2.3)	72.5 (↓ 5.9)	51.3 (↓ 8.2)	62.7 (↓ 3.3)

**Evaluation of Signal Modalities** Table 7 shows model’s performance across signal modalities, such as smell, ECG, and pulse. The model consistently outperforms random baselines, demonstrating its ability to unify diverse sensory inputs.


Remarkably, it achieves 80% accuracy in pregnancy detection from pulse signals alone. These findings provide empirical support for the diagnostic relevance of traditional sensory modalities in TCM.

**Ablation Study on Pre-training** We conduct an ablation study to evaluate the role of TCM-specific pre-training. As shown in Table 8, it can be seen that extensive TCM pre-training substantially enhances the TCM expertise and visual understanding capabilities. This confirms that large-scale TCM training is effective for TCM-specific models.





**Tongue**



**Odor**




**Pulse**

I've had a persistent cough for a month, often choking with shortness of breath. ... Could you check my tongue coating, breath, and pulse?

The **tongue** is dry and red with a thin, yellow peeled coating, **indicating yin deficiency with internal heat or hyperactive fire**. The **breath** suggests possible lung issues, warranting careful evaluation of pulmonary conditions. The **pulse** indicates a likely pregnancy, so **contraindicated medications must be avoided**. Based on the symptoms, ...

---






**Pulse**

I'm a middle-aged man, and lately, I've been feeling short of breath whenever I do any physical activity...

In Traditional Chinese Medicine (TCM), your symptoms suggest a complex pattern involving ...

---





**Tongue**

I'm 38 years old, and lately, I've been feeling a deep, lingering heat ... Please check my tongue coating to get more information.

From the perspective of Traditional Chinese Medicine (TCM), the tongue appears slightly red with a thin ...

Figure 4: Examples responses from ShizhenGPT-32B. Full outputs are provided in Appendix 10.

**Case Study** Figure 4 shows example responses from *ShizhenGPT-32B* under multimodal inputs. The model can interpret user-provided photos, voice, and pulse signals, covering full TCM diagnostic scenarios and improving decision quality. These capabilities bring AI interaction closer to real-world clinical practice, highlighting ShizhenGPT’s potential as a practical assistant in intelligent TCM diagnostics.

## Conclusion

In this work, we introduce **ShizhenGPT**, the first multimodal LLM tailored for TCM, along with an extensive TCM dataset. Experiments show that ShizhenGPT surpasses existing LLMs of a similar scale. It leads in visual TCM tasks and demonstrates strong multimodal perception, including sound, pulse, and smell. This extends its diagnostic ability beyond text, enabling direct analysis features such as the tongue, pulse, and breath sounds, for richer clinical insights. This work moves toward more holistic medical AI and aims to inspire further integration of TCM and AI.

## Acknowledgments

This work was supported by Shenzhen Medical Research Fund (No.C2406002) from the Shenzhen Medical Academy of Research and Translation (SMART), the Shenzhen Science and Technology Program (JCYJ20220818103001002), Shenzhen Doctoral Startup Funding (RCBS20221008093330065), Tianyuan Fund for Mathematics of National Natural Science Foundation of China (NSFC) (12326608), Shenzhen Science and Technology Program (Shenzhen Key Laboratory Grant No. ZDSYS20230626091302006), Shenzhen Stability Science Program 2023, and National Natural Science Foundation of China (NSFC) (72495131).

## References

- Achiam, J.; Adler, S.; Agarwal, S.; Ahmad, L.; Akkaya, I.; Aleman, F. L.; Almeida, D.; Altenschmidt, J.; Altman, S.; Anadkat, S.; et al. 2023. Gpt-4 technical report. *arXiv preprint arXiv:2303.08774*.
- Awadalla, A.; Gao, I.; Gardner, J.; Hessel, J.; Hanafy, Y.; Zhu, W.; Marathe, K.; Bitton, Y.; Gadre, S.; Sagawa, S.; et al. 2023. Openflamingo: An open-source framework for training large autoregressive vision-language models. *arXiv preprint arXiv:2308.01390*.
- Bai, S.; Chen, K.; Liu, X.; Wang, J.; Ge, W.; Song, S.; Dang, K.; Wang, P.; Wang, S.; Tang, J.; Zhong, H.; Zhu, Y.; Yang, M.; Li, Z.; Wan, J.; Wang, P.; Ding, W.; Fu, Z.; Xu, Y.; Ye, J.; Zhang, X.; Xie, T.; Cheng, Z.; Zhang, H.; Yang, Z.; Xu, H.; and Lin, J. 2025. Qwen2.5-VL Technical Report. *arXiv preprint arXiv:2502.13923*.
- Bao, Z.; Chen, W.; Xiao, S.; Ren, K.; Wu, J.; Zhong, C.; Peng, J.; Huang, X.; and Wei, Z. 2023. DISC-MedLLM: Bridging General Large Language Models and Real-World Medical Consultation. *arXiv:2308.14346*.
- Bing, Z.; and Hongcai, W. 2010. *Diagnostics of traditional Chinese medicine*. Singing Dragon.
- Bousseljot, R.; Kreiseler, D.; and Schnabel, A. 1995. Nutzung der EKG-Signaldatenbank CARDIODAT der PTB über das Internet.
- ByteDance Seed Team. 2024. Doubao Large Language Model. <https://www.volcengine.com/product/doubao>. Accessed: 2025-05-20.
- Chen, G. H.; Chen, S.; Zhang, R.; Chen, J.; Wu, X.; Zhang, Z.; Chen, Z.; Li, J.; Wan, X.; and Wang, B. 2024a. Allava: Harnessing gpt4v-synthesized data for lite vision-language models. *arXiv preprint arXiv:2402.11684*.
- Chen, J.; Cai, Z.; Ji, K.; Wang, X.; Liu, W.; Wang, R.; Hou, J.; and Wang, B. 2024b. HuatuoGPT-o1, Towards Medical Complex Reasoning with LLMs. *arXiv:2412.18925*.
- Chen, J.; Gui, C.; Ouyang, R.; Gao, A.; Chen, S.; Chen, G. H.; Wang, X.; Zhang, R.; Cai, Z.; Ji, K.; et al. 2024c. HuatuoGPT-vision, towards injecting medical visual knowledge into multimodal llms at scale. *arXiv preprint arXiv:2406.19280*.
- Chen, J.; Gui, C.; Ouyang, R.; Gao, A.; Chen, S.; Chen, G. H.; Wang, X.; Zhang, R.; Cai, Z.; Ji, K.; et al. 2024d. HuatuoGPT-vision, towards injecting medical visual knowledge into multimodal llms at scale. *arXiv preprint arXiv:2406.19280*.
- Chen, J.; Wang, X.; Ji, K.; Gao, A.; Jiang, F.; Chen, S.; Zhang, H.; Song, D.; Xie, W.; Kong, C.; et al. 2023. HuatuoGPT-ii, one-stage training for medical adaptation of llms. *arXiv preprint arXiv:2311.09774*.
- Chen, L.; Li, J.; Dong, X.; Zhang, P.; He, C.; Wang, J.; Zhao, F.; and Lin, D. 2024e. Sharegpt4v: Improving large multimodal models with better captions. In *European Conference on Computer Vision*, 370–387. Springer.
- Chen, X.; Wu, Z.; Liu, X.; Pan, Z.; Liu, W.; Xie, Z.; Yu, X.; and Ruan, C. 2025. Janus-pro: Unified multimodal understanding and generation with data and model scaling. *arXiv preprint arXiv:2501.17811*.
- Chen, Z.; Wu, J.; Wang, W.; Su, W.; Chen, G.; Xing, S.; Zhong, M.; Zhang, Q.; Zhu, X.; Lu, L.; et al. 2024f. Internvl: Scaling up vision foundation models and aligning for generic visual-linguistic tasks. In *Proceedings of the IEEE/CVF conference on computer vision and pattern recognition*, 24185–24198.
- Cheung, F. 2011. TCM: made in China. *Nature*, 480(7378): S82–S83.
- Christophe, C.; Kanithi, P. K.; Munjal, P.; Raha, T.; Hayat, N.; Rajan, R.; Al-Mahrooqi, A.; Gupta, A.; Salman, M. U.; Gosal, G.; et al. 2024. Med42-Evaluating Fine-Tuning Strategies for Medical LLMs: Full-Parameter vs. Parameter-Efficient Approaches. *arXiv preprint arXiv:2404.14779*.
- Chu, Y.; Xu, J.; Yang, Q.; Wei, H.; Wei, X.; Guo, Z.; Leng, Y.; Lv, Y.; He, J.; Lin, J.; et al. 2024. Qwen2-audio technical report. *arXiv preprint arXiv:2407.10759*.
- Dai, Y.; Shao, X.; Zhang, J.; Chen, Y.; Chen, Q.; Liao, J.; Chi, F.; Zhang, J.; and Fan, X. 2024. TCMChat: A generative large language model for traditional Chinese medicine. *Pharmacological Research*, 210: 107530.
- Défossez, A.; Mazaré, L.; Orsini, M.; Royer, A.; Pérez, P.; Jégou, H.; Grave, E.; and Zeghidour, N. 2024. Mosh: a speech-text foundation model for real-time dialogue. *arXiv preprint arXiv:2410.00037*.
- Dong, S.; Zhang, L.; and Fei, Y. 2022. Data-driven based four examinations in TCM: a survey. *Digital Chinese Medicine*, 5(4): 377–385.
- Dong, X.; Zhao, C.; Song, X.; Zhang, L.; Liu, Y.; Wu, J.; Xu, Y.; Xu, N.; Liu, J.; Yu, H.; et al. 2024. PresRecST: a novel herbal prescription recommendation algorithm for real-world patients with integration of syndrome differentiation and treatment planning. *Journal of the American Medical Informatics Association*, 31(6): 1268–1279.
- Du, Z.; Wang, Y.; Chen, Q.; Shi, X.; Lv, X.; Zhao, T.; Gao, Z.; Yang, Y.; Gao, C.; Wang, H.; et al. 2024. Cosyvoice 2: Scalable streaming speech synthesis with large language models. *arXiv preprint arXiv:2412.10117*.
- Dubey, A.; Jauhri, A.; Pandey, A.; Kadian, A.; Al-Dahle, A.; Letman, A.; Mathur, A.; Schelten, A.; Yang, A.; Fan, A.; et al. 2024. The llama 3 herd of models. *arXiv preprint arXiv:2407.21783*.
- Fang, Q.; Guo, S.; Zhou, Y.; Ma, Z.; Zhang, S.; and Feng, Y. 2024. Llama-omni: Seamless speech interaction with large language models. *arXiv preprint arXiv:2409.06666*.



- GLM, T.; Zeng, A.; Xu, B.; Wang, B.; Zhang, C.; Yin, D.; Zhang, D.; Rojas, D.; Feng, G.; Zhao, H.; et al. 2024. Chatglm: A family of large language models from glm-130b to glm-4 all tools. *arXiv preprint arXiv:2406.12793*.
- Guo, C.; Jiang, Z.; He, H.; Liao, Y.; and Zhang, D. 2022. Wrist pulse signal acquisition and analysis for disease diagnosis: A review. *Computers in Biology and Medicine*, 143: 105312.
- Guo, D.; Yang, D.; Zhang, H.; Song, J.; Zhang, R.; Xu, R.; Zhu, Q.; Ma, S.; Wang, P.; Bi, X.; et al. 2025. Deepseek-r1: Incentivizing reasoning capability in llms via reinforcement learning. *arXiv preprint arXiv:2501.12948*.
- Han, T.; Adams, L. C.; Papaioannou, J.-M.; Grundmann, P.; Oberhauser, T.; Löser, A.; Truhn, D.; and Bressen, K. K. 2023. MedAlpaca—an open-source collection of medical conversational AI models and training data. *arXiv preprint arXiv:2304.08247*.
- Haoyu, T.; Kuo, Y.; Xin, D.; Chenxi, Z.; Mingwei, Y.; Hongyan, W.; Yiming, L.; Minjie, H.; Qiang, Z.; Jian, Y.; et al. 2024. TCMLLM-PR: evaluation of large language models for prescription recommendation in traditional Chinese medicine. *Digital Chinese Medicine*, 7(4): 343–355.
- He, S.; Nie, Y.; Wang, H.; Yang, S.; Wang, Y.; Cai, Z.; Chen, Z.; Xu, Y.; Luo, L.; Xiang, H.; Lin, X.; Wu, M.; Peng, Y.; Shih, G.; Xu, Z.; Wu, X.; Wang, Q.; Chan, R. C. K.; Vardhanabhuti, V.; Chu, W. C. W.; Zheng, Y.; Rajpurkar, P.; Zhang, K.; and Chen, H. 2024. GSCo: Towards Generalizable AI in Medicine via Generalist-Specialist Collaboration. *arXiv:2404.15127*.
- Hua, R.; Dong, X.; Wei, Y.; Shu, Z.; Yang, P.; Hu, Y.; Zhou, S.; Sun, H.; Yan, K.; Yan, X.; et al. 2024. Lingdan: enhancing encoding of traditional Chinese medicine knowledge for clinical reasoning tasks with large language models. *Journal of the American Medical Informatics Association*, 31(9): 2019–2029.
- Labrak, Y.; Bazoge, A.; Morin, E.; Gourraud, P.-A.; Rouvier, M.; and Dufour, R. 2024. Biomistral: A collection of open-source pretrained large language models for medical domains. *arXiv preprint arXiv:2402.10373*.
- Li, C.; Wong, C.; Zhang, S.; Usuyama, N.; Liu, H.; Yang, J.; Naumann, T.; Poon, H.; and Gao, J. 2023a. Llava-med: Training a large language-and-vision assistant for biomedicine in one day. *arXiv preprint arXiv:2306.00890*.
- Li, J.; Wang, X.; Wu, X.; Zhang, Z.; Xu, X.; Fu, J.; Tiwari, P.; Wan, X.; and Wang, B. 2023b. Huatuo-26m, a large-scale chinese medical qa dataset. *arXiv preprint arXiv:2305.01526*.
- Li, Q.; Chen, Z.; Wang, W.; Wang, W.; Ye, S.; Jin, Z.; Chen, G.; He, Y.; Gao, Z.; Cui, E.; et al. 2024. OmniCorpus: A Unified Multimodal Corpus of 10 Billion-Level Images Interleaved with Text. *arXiv preprint arXiv:2406.08418*.
- Liu, A.; Feng, B.; Xue, B.; Wang, B.; Wu, B.; Lu, C.; Zhao, C.; Deng, C.; Zhang, C.; Ruan, C.; et al. 2024a. Deepseek-v3 technical report. *arXiv preprint arXiv:2412.19437*.
- Liu, C.; Sun, K.; Zhou, Q.; Duan, Y.; Shu, J.; Kan, H.; Gu, Z.; and Hu, J. 2024b. CPMI-ChatGLM: parameter-efficient fine-tuning ChatGLM with Chinese patent medicine instructions. *Scientific Reports*, 14(1): 6403.
- Liu, H.; Li, C.; Wu, Q.; and Lee, Y. J. 2023. Visual instruction tuning. *Advances in neural information processing systems*, 36: 34892–34916.
- Liu, R.; Bai, Y.; Yue, X.; and Zhang, P. 2024c. Teach Multimodal LLMs to Comprehend Electrocardiographic Images. *arXiv preprint arXiv:2410.19008*.
- Liu, T.; Li, X.; Zou, Z.-Y.; and Li, C. 2015. The prevalence and determinants of using Traditional Chinese Medicine among middle-aged and older Chinese adults: Results from the China health and retirement longitudinal study. *Journal of the American Medical Directors Association*, 16(11): 1002–e1.
- Ming, X. 2022. text2vec: A Tool for Text to Vector.
- Moody, G. B.; and Mark, R. G. 2001. The impact of the MIT-BIH arrhythmia database. *IEEE engineering in medicine and biology magazine*, 20(3): 45–50.
- Oliveira, J.; Renna, F.; Costa, P.; Nogueira, M.; Oliveira, A. C.; Elola, A.; Ferreira, C.; Jorge, A.; Rad, A. B.; Reyna, M.; et al. 2022. The CirCor DigiScope Phonocardiogram Dataset. In *IEEE Conference*.
- Orlandic, L.; Teijeiro, T.; and Atienza, D. 2021. The COUGHVID crowdsourcing dataset, a corpus for the study of large-scale cough analysis algorithms. *Scientific Data*, 8(1): 156.
- Pal, M. S. A.; and Sankarasubbu, M. 2024. Openbiollms: Advancing open-source large language models for healthcare and life sciences.
- Penedo, G.; Kydlíček, H.; allal, L. B.; Lozhkov, A.; Mitchell, M.; Raffel, C.; Werra, L. V.; and Wolf, T. 2024. The FineWeb Datasets: Decanting the Web for the Finest Text Data at Scale. *arXiv:2406.17557*.
- Radford, A.; Kim, J. W.; Xu, T.; Brockman, G.; McLeavey, C.; and Sutskever, I. 2022. Robust Speech Recognition via Large-Scale Weak Supervision.
- Shi, M.; and Zhou, C. 2007. Diagnosis in traditional Chinese medicine using artificial neural networks: State-of-the-art and perspectives. In *Third International Conference on Natural Computation (ICNC 2007)*, volume 2, 290–294. IEEE.
- Singhal, K.; Azizi, S.; Tu, T.; Mahdavi, S. S.; Wei, J.; Chung, H. W.; Scales, N.; Tanwani, A.; Cole-Lewis, H.; Pfohl, S.; et al. 2023. Large language models encode clinical knowledge. *Nature*, 620(7972): 172–180.
- Singhal, K.; Tu, T.; Gottweis, J.; Sayres, R.; Wulczyn, E.; Amin, M.; Hou, L.; Clark, K.; Pfohl, S. R.; Cole-Lewis, H.; et al. 2025. Toward expert-level medical question answering with large language models. *Nature Medicine*, 31(3): 943–950.
- Su, Y.; Li, T.; Liu, J.; Ma, C.; Ning, J.; Tang, C.; Ju, S.; Ye, J.; Chen, P.; Hu, M.; et al. 2025. GMAI-VL-R1: Harnessing Reinforcement Learning for Multimodal Medical Reasoning. *arXiv preprint arXiv:2504.01886*.
- Tan, Y.; Zhang, Z.; Li, M.; Pan, F.; Duan, H.; Huang, Z.; Deng, H.; Yu, Z.; Yang, C.; Shen, G.; et al. 2024. MedChatZH: A tuning LLM for traditional Chinese medicine consultations. *Computers in Biology and Medicine*, 108290.

- Team, G.; Anil, R.; Borgeaud, S.; Alayrac, J.-B.; Yu, J.; Soricut, R.; Schalkwyk, J.; Dai, A. M.; Hauth, A.; Millican, K.; et al. 2023. Gemini: a family of highly capable multimodal models. *arXiv preprint arXiv:2312.11805*.
- Team, G.; Mesnard, T.; Hardin, C.; Dadashi, R.; Bhupatiraju, S.; Pathak, S.; Sifre, L.; Rivière, M.; Kale, M. S.; Love, J.; et al. 2024. Gemma: Open models based on gemini research and technology. *arXiv preprint arXiv:2403.08295*.
- Team, I. 2023. Internlm: A multilingual language model with progressively enhanced capabilities.
- Team, K.; Du, A.; Yin, B.; Xing, B.; Qu, B.; Wang, B.; Chen, C.; Zhang, C.; Du, C.; Wei, C.; et al. 2025. Kimi-vl technical report. *arXiv preprint arXiv:2504.07491*.
- Tian, Z.; Wang, D.; Sun, X.; Fan, Y.; Guan, Y.; Zhang, N.; Zhou, M.; Zeng, X.; Yuan, Y.; Bu, H.; et al. 2023. Current status and trends of artificial intelligence research on the four traditional Chinese medicine diagnostic methods: a scientometric study. *Annals of Translational Medicine*, 11(3): 145.
- Tu, T.; Azizi, S.; Driess, D.; Schaekermann, M.; Amin, M.; Chang, P.-C.; Carroll, A.; Lau, C.; Tanno, R.; Ktena, I.; et al. 2024. Towards generalist biomedical AI. *Nejm Ai*, 1(3): AIoa2300138.
- Wang, H.; Liu, C.; Xi, N.; Qiang, Z.; Zhao, S.; Qin, B.; and Liu, T. 2023. HuaTuo: Tuning LLaMA Model with Chinese Medical Knowledge. *arXiv:2304.06975*.
- Wang, X.; Chen, N.; Chen, J.; Hu, Y.; Wang, Y.; Wu, X.; Gao, A.; Wan, X.; Li, H.; and Wang, B. 2024. Apollo: Lightweight multilingual medical llms towards democratizing medical ai to 6b people. *arXiv preprint arXiv:2403.03640*.
- Wang, X.; Liu, J.; Wu, C.; Liu, J.; Li, Q.; Chen, Y.; Wang, X.; Chen, X.; Pang, X.; Chang, B.; et al. 2020. Artificial intelligence in tongue diagnosis: Using deep convolutional neural network for recognizing unhealthy tongue with toothmark. *Computational and structural biotechnology journal*, 18: 973–980.
- Wei, S.; Peng, X.; fei Wang, Y.; Si, J.; Zhang, W.; Lu, W.; Wu, X.; and Wang, Y. 2024. BianCang: A Traditional Chinese Medicine Large Language Model. *arXiv:2411.11027*.
- Wu, C.; Lin, W.; Zhang, X.; Zhang, Y.; Xie, W.; and Wang, Y. 2024. PMC-LLaMA: toward building open-source language models for medicine. *Journal of the American Medical Informatics Association*, ocae045.
- Wu, C.; Zhang, X.; Zhang, Y.; Wang, Y.; and Xie, W. 2023a. Towards Generalist Foundation Model for Radiology.
- Wu, C.; Zhang, X.; Zhang, Y.; Wang, Y.; and Xie, W. 2023b. Towards generalist foundation model for radiology by leveraging web-scale 2D&3D medical data. *arXiv preprint arXiv:2308.02463*.
- Xu, M. 2023. MedicalGPT: Training Medical GPT Model. <https://github.com/shibing624/MedicalGPT>.
- Yang, A.; Li, A.; Yang, B.; Zhang, B.; Hui, B.; Zheng, B.; Yu, B.; Gao, C.; Huang, C.; Lv, C.; et al. 2025. Qwen3 Technical Report. *arXiv preprint arXiv:2505.09388*.
- Yang, G.; Liu, X.; Shi, J.; Wang, Z.; and Wang, G. 2024a. TCM-GPT: Efficient pre-training of large language models for domain adaptation in Traditional Chinese Medicine. *Computer Methods and Programs in Biomedicine Update*, 6: 100158.
- Yang, S.; Zhao, H.; Zhu, S.; Zhou, G.; Xu, H.; Jia, Y.; and Zan, H. 2024b. Zhongjing: Enhancing the chinese medical capabilities of large language model through expert feedback and real-world multi-turn dialogue. In *Proceedings of the AAAI conference on artificial intelligence*, volume 38, 19368–19376.
- Yao, L.; Jin, Z.; Mao, C.; Zhang, Y.; and Luo, Y. 2019. Traditional Chinese medicine clinical records classification with BERT and domain specific corpora. *Journal of the American Medical Informatics Association*, 26(12): 1632–1636.
- Young, A.; Chen, B.; Li, C.; Huang, C.; Zhang, G.; Zhang, G.; Li, H.; Zhu, J.; Chen, J.; Chang, J.; et al. 2024. Yi: Open foundation models by 01. ai. *arXiv preprint arXiv:2403.04652*.
- Zhan, J.; Dai, J.; Ye, J.; Zhou, Y.; Zhang, D.; Liu, Z.; Zhang, X.; Yuan, R.; Zhang, G.; Li, L.; et al. 2024. AnyGPT: Unified Multimodal LLM with Discrete Sequence Modeling. *arXiv preprint arXiv:2402.12226*.
- Zhang, H.; Chen, J.; Jiang, F.; Yu, F.; Chen, Z.; Li, J.; Chen, G.; Wu, X.; Zhang, Z.; Xiao, Q.; et al. 2023a. Huatuogpt, towards taming language model to be a doctor. *arXiv preprint arXiv:2305.15075*.
- Zhang, H.; Wang, X.; Meng, Z.; Chen, Z.; Zhuang, P.; Jia, Y.; Xu, D.; and Guo, W. 2024a. Qibo: A large language model for traditional chinese medicine. *arXiv preprint arXiv:2403.16056*.
- Zhang, K.; Yu, J.; Adhikarla, E.; Zhou, R.; Yan, Z.; Liu, Y.; Liu, Z.; He, L.; Davison, B.; Li, X.; et al. 2023b. BiomedGPT: a unified and generalist biomedical generative pre-trained transformer for vision, language, and multimodal tasks. *arXiv e-prints*, arXiv–2305.
- Zhang, K.; Zeng, S.; Hua, E.; Ding, N.; Chen, Z.-R.; Ma, Z.; Li, H.; Cui, G.; Qi, B.; Zhu, X.; et al. 2024b. Ultramedical: Building specialized generalists in biomedicine. *Advances in Neural Information Processing Systems*, 37: 26045–26081.
- Zhao, C.; Li, G.-Z.; Wang, C.; and Niu, J. 2015. Advances in patient classification for traditional Chinese medicine: a machine learning perspective. *Evidence-Based Complementary and Alternative Medicine*, 2015(1): 376716.
- Zhao, Q.; Guo, R.; Fan, Z.; Hu, L.; Hu, Z.; and Liu, Y. 2023. Medical conditions and preference of traditional Chinese medicine: results from the China healthcare improvement evaluation survey. *Patient preference and adherence*, 227–237.
- Zhao, Y.; Zhang, T.; Wang, X.; Han, P.; Chen, T.; Huang, L.; Jin, Y.; and Kang, J. 2024. ECG-Chat: A Large ECG-Language Model for Cardiac Disease Diagnosis. *arXiv preprint arXiv:2408.08849*.
- Zheng, G.; Wang, X.; Liang, J.; Chen, N.; Zheng, Y.; and Wang, B. 2024. Efficiently Democratizing Medical LLMs for 50 Languages via a Mixture of Language Family Experts. *arXiv preprint arXiv:2410.10626*.

Zhou, X.; Dong, X.; Li, C.; Bai, Y.; Xu, Y.; Cheung, K. C.; Se, S.; Song, X.; Zhang, R.; Zho, X.; et al. 2024. TCM-FTP: Fine-Tuning Large Language Models for Herbal Prescription Prediction. In *2024 IEEE International Conference on Bioinformatics and Biomedicine (BIBM)*, 4092–4097. IEEE.

Zhuang, Y.; Yu, L.; Jiang, N.; and Ge, Y. 2025. TCM-KLLaMA: Intelligent generation model for Traditional Chinese Medicine Prescriptions based on knowledge graph and large language model. *Computers in Biology and Medicine*, 189: 109887.

## Text Public Benchmark

To further evaluate LLMs’ TCM knowledge, we test the model on publicly available benchmarks, focusing on TCM-relevant subsets of MedQA (Chinese), CMB, CMExam, and CMMLU. As shown in Table 9, ShizhenGPT achieves the best performance among open-source models under 100B parameters. The performance gap remains small, particularly in comparison with DeepSeek-R1, highlighting the importance of using real, up-to-date exam data for more meaningful evaluation.

Table 9: Results on public benchmark datasets. ‡ indicates the subset of questions related to traditional Chinese medicine (TCM).

Model	MedQA <sup>‡</sup>	CMB <sup>‡</sup>	CMExam <sup>‡</sup>	CMMLU <sup>‡</sup>
Llama-3.1-70B-Instruct	82.2	60.3	66.9	69.5
Qwen2.5-7B-Instruct	86.6	74.7	80.4	79.5
internlm2.5-20b-chat	83.3	75.1	79.7	76.7
Yi-1.5-34B-Chat	86.1	77.3	81.7	78.9
DeepSeek-R1-Distill-14B	79.3	71.7	75.2	77.4
Qwen2.5-72B-Instruct	90.8	85.1	90.5	87.2
Qwen2.5-32B-Instruct	89.9	84.8	88.7	86.9
DeepSeek-R1-Distill-32B	85.9	78.8	82.2	83.6
GPT-4o	84.0	70.7	76.7	75.0
doubao-1.5-pro-32k-250115	93.7	91.0	94.8	90.0
Deepseek-R1	93.7	92.2	93.5	90.6
<b>ShizhenGPT-7B</b>	90.0	79.0	85.3	84.4
<b>ShizhenGPT-32B</b>	92.2	88.7	92.9	89.7

## Related Work

**Multimodal LLMs for Medical Specific Modalities** Since the release of GPT-4 (Achiam et al. 2023), numerous powerful multimodal LLMs (Liu et al. 2023; Bai et al. 2025; Team et al. 2023; Chen et al. 2024f) have emerged. To strengthen their capabilities in the medical domain, researchers have adapted these models to various medical modalities. As a core multimodal task, many MLLMs have been designed to interpret image-text inputs (Awadalla et al. 2023; Li et al. 2023a; Wu et al. 2023b, 2024; Chen et al. 2024d; Tu et al. 2024; He et al. 2024; Su et al. 2025), supporting common medical images such as X-rays and pathology slides. Some even extend to 3D imaging like CT and MRI (Wu et al. 2023a), further expanding their applicability. Beyond imaging, medical modalities such as ECG signals are also being explored, with models now able to interpret them directly (Zhao et al. 2024) or process them as visual inputs (Liu et al. 2024c) to enhance understanding.

**LLMs in TCM** LLMs have been fully adapted in medical domain (Xu 2023; Wang et al. 2023; Han et al. 2023; Wu et al. 2024; Pal and Sankarasubbu 2024; Labrak et al. 2024; Bao et al. 2023; Zhang et al. 2023b; Chen et al. 2024d; Wang et al. 2024; Zheng et al. 2024; Christophe et al. 2024; Singhal et al. 2023). The development of LLMs for TCM has made solid progress and yielded encouraging results. Some existing models (Hua et al. 2024; Haoyu et al. 2024; Yang et al. 2024a; Liu et al. 2024b; Zhou et al. 2024) have improved performance by collecting high-quality data on TCM prescription recommendations, syndrome differentiation, and QA, then applying instruction tuning to enable diagnosis from a TCM

perspective. Other studies (Dai et al. 2024; Wei et al. 2024; Tan et al. 2024; Zhang et al. 2024a; Dong et al. 2024) have identified a lack of TCM knowledge in existing base models. Since fine-tuning alone could not fully address this, they compiled TCM resources from online forums and classical texts, incorporating this content through continued pretraining to enhance model performance. Besides that, models, like (Zhuang et al. 2025) use RAG and knowledge graph to enhance LLMs’ ability in TCM diagnosis. These efforts have laid an important foundation for the future of TCM LLMs.

## Additional Ablation Studies

### Effect of Pretraining Data Scale

To assess the impact of dataset size, we performed an ablation using different amounts of pretraining data. Due to time constraints, we report results with 10% and 100% of the full data compared to a model without pretraining.

As shown in Table 10, performance improves consistently with more pretraining data, highlighting the value of large-scale pretraining.

### Modality Contribution Analysis

We also conducted an ablation to analyze the contribution of each modality (pulse, smell, and audio). Each modality was tested individually, as well as in a combined setting. As shown in Table 11, integrating multiple modalities yields modest gains in some tasks while preserving strong single-modality performance, demonstrating the flexibility of ShizhenGPT.

## General-domain Dataset

This section introduces the general-domain pre-training data incorporated during the pre-training phase to preserve the model’s general capabilities, following (Zhang et al. 2024b; Chen et al. 2024b). Due to the extensive scale of pre-training, prolonged domain-specific learning without revisiting general knowledge can lead to degradation of the LLM’s foundational abilities. To address this, we included the following two categories of general-domain datasets.

**General Text Dataset** To maintain general language proficiency, we employed the FineWeb-edu corpus (Penedo et al. 2024), a high-quality English pre-training dataset. A randomly sampled subset comprising 5.63 billion tokens was used in mixed pre-training to support the retention of general capabilities.

**General Image-Text Dataset** To enhance multimodal understanding during the second stage of pre-training, we incorporated general-purpose vision-language datasets. These included ShareGPT-4V (Chen et al. 2024e), LLaVA Instruction Data (Liu et al. 2023), ALLaVA-Caption-LAION-4V (Chen et al. 2024a), and the PubMedVision Alignment Dataset (Chen et al. 2024c).

**General Audio Dataset** To facilitate alignment between speech and text, we introduced English general-domain audio-text pair datasets. Specifically, we utilized the dataset from AnyInstruct (Zhan et al. 2024).



Table 10: Effect of pretraining data scale on downstream TCM tasks.

Model	2024 TCM Pharmacist Exam	2024 TCM Physician Exam	TCM Visual Medicinal Recognition	TCM Visual Diagnosis
<b>ShizhenGPT-7B</b>				
+ 0% Pretraining	66.9	68.8	43.7	59.3
+ 10% Pretraining Data	68.1 (+1.2)	70.2 (+1.4)	44.0 (+0.3)	61.4 (+2.1)
+ 100% Pretraining Data	<b>70.1 (+3.2)</b>	<b>76.4 (+7.6)</b>	<b>52.7 (+9.0)</b>	<b>64.5 (+5.2)</b>

Table 11: Modality ablation results.

Fine-tuning Setting	Pulse Modality Pregnancy Detection (%)	Smell Modality Disease Classification (%)	Audio Modality Cardiac Abnormality Detection (%)
Pulse Only	79.5	—	—
Smell Only	—	47.5	—
Audio Only	—	—	63.4
Pulse + Smell + Audio	<b>80.1</b>	<b>47.9</b>	62.9

## Pre-training Dataset

### The prompt for rating TCM text quality

**\*\*Task Description:\*\***

Please evaluate the quality of the following paragraph related to Traditional Chinese Medicine (TCM) and assign a score (1–5) based on the criteria below:

**\*\*Scoring Criteria:\*\***

**\*\*1 point\*\***: The content is largely irrelevant to TCM or fails to provide any useful TCM knowledge.

**\*\*2 points\*\***: Contains minimal TCM content, or the TCM knowledge provided is extremely limited.

**\*\*3 points\*\***: Includes some TCM content, but the information is limited or contains advertisements or false/misleading claims (unreliable).

**\*\*4 points\*\***: Provides relatively reliable TCM knowledge and is suitable for model training.

**\*\*5 points\*\***: Offers rich and accurate TCM knowledge of high quality, suitable for high-quality training data.

Please output a **\*\*number between 1 and 5\*\*** as the score only. Do not include any additional text.

**\*\*Text to be evaluated:\*\***

<TCM Paragraph>

{TCM Paragraph}

</TCM Paragraph>

Figure 5: The prompt for rating the quality of TCM documents. Here, {TCM Paragraph} represents the TCM text to be scored.

**TCM Text Corpus** We collect TCM-related text from both classical books and online sources. For books, we gathered 5,000 TCM classical books and used the tool MinerU to convert scanned PDFs into interleaved text-image corpora. Non-informative content (e.g., covers, tables of contents) was removed, resulting in 3.8GB of clean book text. For online data, we constructed a 30K-term TCM lexicon to identify high-density TCM documents from Common Crawl

(2017–2023) and WeChat public articles (primarily sourced from OmniCorpus-CW (Li et al. 2024)), yielding 33.2GB and 63.2GB of text corpora, respectively. To ensure quality, we applied a two-stage filtering pipeline: (1) we scored all documents using a classifier trained on DeepSeek-V3-labeled data with `text2vec-base-chinese` model (Ming 2022), assigning quality scores from 1 to 5 and removing low-quality or spammy content using the prompt in Figure 5; (2) we performed semantic deduplication using cosine similarity on text embeddings to eliminate redundancy. The final high-quality TCM web corpus contains 21.2GB (5B tokens).

**TCM Image-Text Corpus** We extract 17.6GB of interleaved image-text data (51K images) from TCM books with rich illustrations (>50 images per book). Additionally, from 5 million WeChat articles containing images, we filtered TCM-relevant samples using an image classifier based on a CLIP vision encoder fine-tuned with GPT-4o-labeled data. This process yielded 140.7GB of web-based image-text data (1M images). To enhance alignment quality, we followed HuatuoGPT-Vision and used Doubao-1.5-vision-pro (a multimodal LLM) to synthesize descriptive captions based on image and context using the prompt in Figure 6, generating 40.6GB of synthetic high-quality image-text pairs.

### The prompt for generating descriptive captions for TCM images

{image}

Please generate a professional, detailed, and high-quality description for the medical image I provide. The description should include as many Traditional Chinese Medicine (TCM)-related visual details as possible to ensure clinical readability, professionalism, and comprehensiveness, while also being understandable to the general public. Aim to make the description as rich and detailed as possible, providing extensive visual information.

You may refer to the image’s context to improve the accuracy and completeness of your description, but do not reveal that you referenced the context.

```

<caption>
{caption}
</caption>

<image context> (<image> represents the location of the
image)
{image context}
</image context>

Please output a detailed description of the image only. Do not
generate any content unrelated to the task.

```

Figure 6: The prompt for generating questions for TCM Vision Instructions. Here, `image` represents the TCM image. `caption` and `image context` represent the corresponding image caption and contextual information.

**TCM Audio-Text Corpus** We extracted 60K TCM-related doctor-patient dialogues from the Huatuo-26M (Li et al. 2023b) dataset and synthesized corresponding audio using a high-fidelity TTS system (Du et al. 2024). This produced 58K audio-text pairs aligned at the utterance level, forming a TCM-specific audio-text dataset.

## Pre-Training Details

**Stage 1: Text-Only Pre-training** Since textual data greatly outweighs multimodal data in token volume, we begin by pre-training the model on TCM-related textual corpora to establish strong domain knowledge. This stage uses 6.29B tokens from TCM sources, including web and books, supplemented with 5.63B tokens of general-purpose text to preserve the LLMs’ foundational capabilities. As detailed in Appendix , incorporating general data does not impair TCM-specific learning, while effectively preserving the model’s general reasoning abilities. In total, Stage 1 involves 11.92B tokens of text-only pretraining. To optimize training efficiency, we concatenate input samples into sequences of 4096 tokens, using the special token `<|endoftext|>` to delimit different documents. The model is trained to predict all tokens except the `<|endoftext|>` tokens. Pretraining is conducted for 1 epoch with a batch size of 256, a learning rate of  $5e-5$ , and a warmup ratio of 0.005.

**Stage 2: Multimodal Pre-training** We then pre-train on multimodal data to introduce TCM visual knowledge and basic audio understanding. This includes 1.17B tokens from TCM image-text data and 0.69B tokens from general image-text datasets (e.g., ShareGPT-4V), totaling 1.86B image-text tokens. For audio-text alignment, we include 0.03B tokens from TCM-specific audio-text data and 0.04B from general audio datasets to ensure basic audio comprehension. Additionally, we resample 1.75B tokens from the Stage 1 text corpus to maintain textual grounding during multimodal learning. Altogether, Stage 2 involves 3.84B tokens of multimodal pre-training. As in Stage 1, inputs are packed into 4096-token sequences to accelerate training. And only textual tokens are used for loss computation. We use a batch size of 128 and the same learning rate of  $5e-5$  for this stage.

## Data Leakage Prevention

Preventing data leakage between training and evaluation is critical for reliable benchmarking. In this work, we adopted two strategies to mitigate leakage risk:

**Temporal Separation** All training data were collected **before 2023**, while evaluation sets are from **late 2024 to 2025**, ensuring no overlap in time.

- **Common Crawl:** 2017–2023 (no data from 2024 or later).
- **WeChat articles:** collected prior to June 2023.
- **TCM textbooks:** published no later than 2021.

In contrast, evaluation benchmarks are based on recent official exams. As shown in Table 12, all evaluation dates post-date the training period.

Table 12: Evaluation benchmark sources and their exam dates. All were administered after training data collection.

Evaluation Benchmark	Exam Date
TCM Pharmacist	April 20, 2024
TCM Physician	June 15 – November 10, 2024
TCM Assistant Physician	June 15 – November 9, 2024
TCM Graduate Entrance (2024)	Dec 21, 2023 – Feb 30, 2024
TCM Graduate Entrance (2025)	Dec 20, 2024 – Feb 30, 2025

**Content-Based Filtering** To further prevent leakage, we applied a strict content overlap filter. For the TCM-Vision Benchmark, we followed the protocol of Med-PaLM 2 (Singhal et al. 2025), removing any evaluation instance with a 64-character or longer exact match with any training source, including textbooks and scraped corpora.

These two safeguards, temporal separation and content-based filtering, jointly ensure that our evaluation results reflect true generalization rather than memorization.

## Instruction Fine-tuning Dataset

**Text Instructions** We collected 92k authentic TCM-related questions from the Huatuo-26M doctor-patient dialogue corpus and the HuatuoGPT-o1 verifiable question set. These questions were then distilled using Deepseek-R1 to extract formal responses, omitting the reasoning components. Given that each question was paired with either a doctor’s reply or a verifiable answer, we employed Deepseek-V3 to assess whether the responses passed verification, using the prompt illustrated in Figure 7. This process ultimately yielded a Chinese instructional dataset comprising 83k entries.

The prompt for generating questions for TCM Vision Instructions

```
{image}
```

Please generate a Traditional Chinese medicine (TCM)-related question about the medical image I provide. The question should assess the model’s visual capabilities. Avoid being too specific—design the question so that it requires the model to look at the image to answer. The question should demand strong

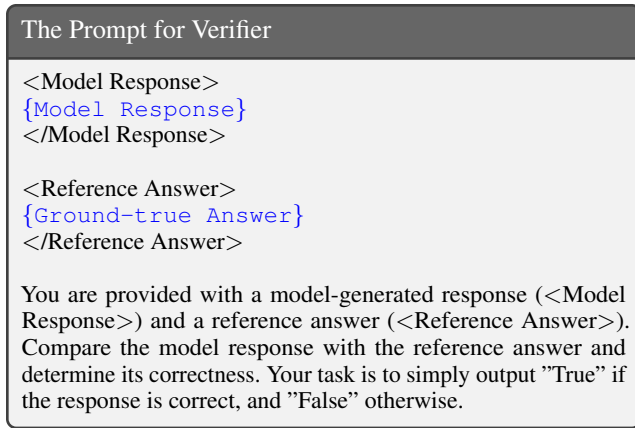


Figure 7: The prompt for the Deepseek-V3 verifier. {Model Response} represents the output of the model to be verified. {Ground-true Answer} represents the ground-truth answer or doctor response for TCM problems.

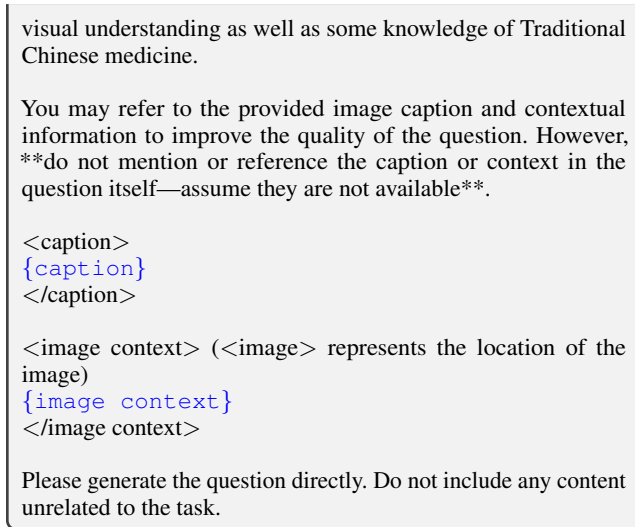


Figure 8: The prompt for generating questions for TCM Vision Instructions. Here, image represents the TCM image. caption and image context represent the corresponding image caption and contextual information.

**Vision Instructions** We filtered TCM-related images with detailed captions from the books and web interleaved data. These were provided to GPT-4o, which first generated vision-related questions based on the image, caption, and context, using the prompt in Table 8. Then, GPT-4o was provided the image, caption, and context to generate the corresponding response using the prompt in Table 9. This process yielded 65K high-quality visual instruction samples.

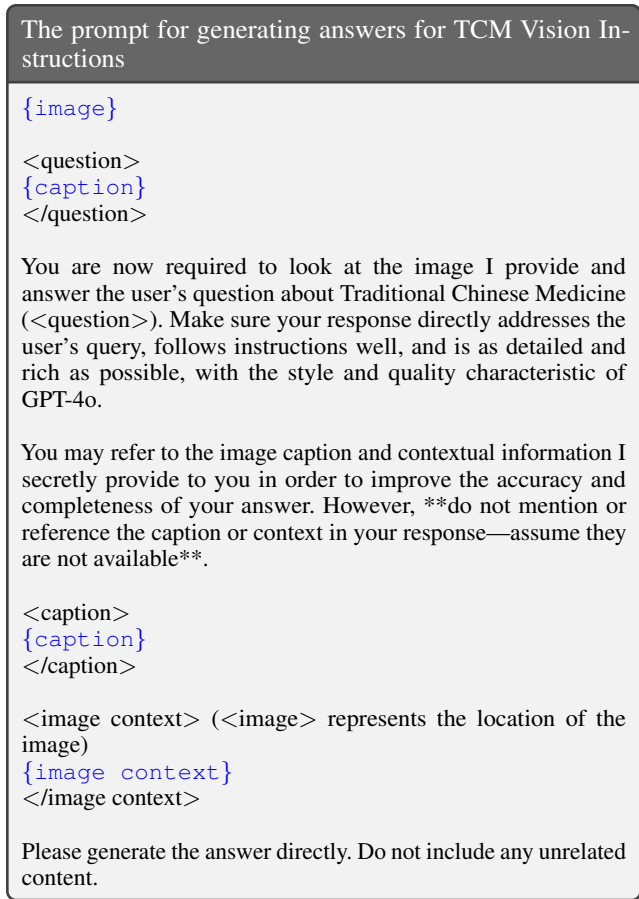


Figure 9: The prompt for generating answers for TCM Vision Instructions. Here, image represents the TCM image. question represents the generated visual question. caption and image context represent the corresponding image caption and contextual information.

**Audio Instructions** The audio instruction set includes two parts. For speech instruction, we sampled 20K questions from the text instructions and converted them into speech using TTS. Each audio was paired with its original answer. Additionally, we added transcription-style prompts (e.g., “Please repeat exactly what was said”) to the same audio inputs, creating another 20K instruction pairs. For TCM-specific audio, such as cough Placeholder or heart sounds Placeholder, we converted these classification tasks into instruction format. For example: “Please listen to the patient’s cough and determine if they have COVID-19. Answer: Yes or No.”

**Physiological Signal Instructions** For non-audio physiological signals, we convert all inputs into waveform format and prepend modality-specific tokens (e.g., “<Smell>”, “<Pulse>”, “<ECG>”). For smell, we use the Placeholder TCM smell dataset. For pulse, we collected 5k samples from pregnant and non-pregnant individuals (1:1 ratio), using 80% for training. ECG data is sourced from Placeholder and Placeholder datasets. All classification tasks were reformulated into instruction-based prompts. For example: “Based on this pulse waveform, determine whether the person is pregnant.

Answer ‘Yes’ or ‘No.’”. To support extensibility, we provide a unified signal-processing pipeline that enables ShizhenGPT to adapt to a wide range of physiological modalities with minimal effort.

### Instruction Fine-tuning Details

To complete the training pipeline, we merge all modality-specific instruction datasets (Table 3) and fine-tune the TCM-pretrained model jointly. All instructions are formatted using the Qwen2.5 prompt template, and only the output tokens corresponding to the model’s response are included in the loss computation. The model is trained for 3 epochs with a learning rate of 5e-6, batch size of 128, and a warmup ratio of 4%. This stage yields our final model, **ShizhenGPT**.

### Physiological Signal Datasets

**Pulse** Pulse signals capture fluctuations in cardiac rhythm and have historically played a vital role in assisting diagnosis within the framework of TCM.

- **Pregnancy Identification Dataset:** In collaboration with a partner hospital, pulse signals were collected from 3,165 healthy women of childbearing age by licensed TCM practitioners with over two years of clinical experience. Data collection was conducted in a resting state using a pulse acquisition device, following the traditional “three positions and nine indicators” (Cun, Guan, Chi) method on both radial arteries. Each sample was annotated with gestational age, determined based on the last menstrual period or ultrasound findings. The final dataset was split into training and testing sets using an 80/20 ratio.
- **AdBrc pulse** (Guo et al. 2022) dataset: We adopted this publicly available dataset to enrich the pulse diagnosis task. It includes nine health conditions, each with 218 samples, with signals collected from the Guan position based on the TCM Cun-Guan-Chi theory. This version provides two types of pulse signals: continuous and cycled. We used only the continuous signals from the “continues” folder, which contain raw data acquired via pressure sensors. All data were converted into a unified time-series format and split into training and testing sets using an 80/20 ratio.

**Smell** We used the **CUHKSZ-Odors** (Guo et al. 2022) dataset to evaluate the model’s ability to interpret olfactory signals in TCM. The dataset, intended solely for research and requiring prior authorization via the official platform, must not be used commercially or shared with unauthorized parties. Collected from real patients and labeled by professional physicians, it covers eight categories: Health, Diabetes, Nephrosis, Bile Diseases, Liver Disease, Lung Disease, Gastritis, and Digestive Diseases. Each category contains 120 samples—100 clean and 20 with sampling interference. Each sample is a 1153×9 matrix, representing data from nine gas sensors with 1153 readings per sensor.

**Sound** In TCM auscultation, patient voice characteristics are an important diagnostic cue. To assess our model’s audio classification ability, we used the **COUGHVID**

**dataset** (Orlandic, Teijeiro, and Atienza 2021), which contains over 25,000 crowdsourced cough recordings across diverse demographics and COVID-19 statuses. Of these, 2,800 samples were expert-labeled by physicians, forming one of the largest annotated cough datasets for respiratory condition detection. This resource supports robust model evaluation in sound-based diagnostic tasks. To address the severe class imbalance, we adjusted the dataset to achieve equal numbers of samples for both labels. An 80/20 split was then applied for training and testing.

**Modern Medicine Modalities** Given the relatively small scale of TCM-specific modality data, we supplemented our experiments with comparable modalities from modern medicine to ensure comprehensive validation of our approach.

- **Electrocardiogram (ECG) signals**, widely adopted in modern medicine, provide insights into cardiac rhythm and support clinical assessments of vital signs and cardiovascular conditions. In TCM, pulse diagnosis—based on palpating the patient’s pulse—serves a comparable function, capturing variations in heartbeat rhythm as a form of time-series data. Leveraging **PTB Diagnostic ECG Database** (Bousseljot, Kreiseler, and Schnabel 1995) and **MIT-BIH Arrhythmia Database** (Moody and Mark 2001), we validate the effectiveness of our proposed method on this analogous modality. We adopt the original training and testing split provided by the dataset for model training and evaluation.
- **Heart sounds** capture physiological changes in the heart through acoustic signals and are commonly used for the detection of certain cardiovascular conditions. We utilize the dataset, **The CirCor DigiScope Phonocardiogram Dataset** (Oliveira et al. 2022), recordings as audio input to assess whether our method can effectively classify such acoustic data, thereby providing preliminary support for enabling LLM-based approaches to TCM auscultation (listening diagnosis). The original dataset was divided into training and testing sets using an 80/20 split.

### Benchmarks

To comprehensively evaluate the TCM capabilities of our model, we design a comprehensive multimodal benchmark suite across all modalities: text, vision and physiological signals. The benchmarks are categorized as follows:

- **Text Benchmarks** We evaluate textual TCM knowledge using two sources: (1) official national exams and (2) public QA benchmarks. For the former, we collect the most recent national exams in China, including the 2024 National TCM Pharmacist Licensing Exam, the 2024 TCM Physician Licensing Exam, and the 2024 Assistant Medical Exam. All questions are less than a year old to ensure recency and minimize training overlap.
- **Vision Benchmark** To assess visual understanding in TCM, we construct a benchmark from seven authoritative atlases—explicitly excluded from our training set. Each book contributes to a specific task: *Chinese Herbal*



*Medicine Color Atlas* (herb recognition), *Chinese Medicinal Materials* (TCM material classification), *Practical Atlas of Decoction Pieces* (decoction recognition), *Holographic Inspection Atlas* (holistic diagnosis), *Tongue Diagnosis Atlas* (tongue inspection), *Eye Diagnosis Atlas* (eye pattern recognition), *Palm Symptom Atlas* (palm inspection), and *Tuina Techniques Atlas* (massage gesture recognition). All visual questions follow a multiple-choice format (one image, one question, four options, one correct). For images with explicit captions (e.g., herbs), we randomly select three nearby captions as distractors and use the correct one as the answer. For more complex content (e.g., Tuina), we prompt GPT-4o with the image, its caption, and local context to generate corresponding questions. The final vision benchmark includes 7,204 questions across seven TCM-specific visual domains.

- **Human Benchmark** Details at Appendix 9.
- **Signal Benchmark** For signal-based modalities such as smell, auscultation, and ECG, we evaluate on several publicly available datasets: COUGHVID (Orlandic, Teijeiro, and Atienza 2021) for respiratory sounds and cough, The CirCor DigiScope Phonocardiogram Dataset (Oliveira et al. 2022) for heart sounds, AdBrc pulse (Guo et al. 2022) for smell signals, PTB Diagnostic ECG Database (Bousseljot, Kreiseler, and Schnabel 1995) and MIT-BIH Arrhythmia Database (Moody and Mark 2001) for ECG signals. We use their official test splits for evaluation. For pulse wave analysis, we construct a custom benchmark for pregnancy detection based on pulse signals, holding out 20% of the data as the test set.

## Human Evaluation

We selected 6 powerful LLMs to compare against ShizhenGPT, using a set of 90 real-world TCM cases from *Journal of Chinese Clinical Case Achievements Database*. ShizhenGPT’s responses were compared pairwise with those of each model. After randomly shuffling the model order, we invited three licensed TCM practitioners to evaluate the responses based on correctness, completeness, and clinical insight. Specifically, each doctor was tasked with assessing 180 pairs of model answers and received a compensation of 300 RMB. For each pair, they were asked to choose the response that better aligns with TCM medical standards, or mark them as equally aligned if no clear preference could be made (see Figure 10 for evaluation criteria).

### The prompt for human evaluation

Please evaluate the responses of two language models to the same TCM-related question and indicate which answer you professionally prefer. Your judgment should be based primarily on the accuracy of TCM theory, the proper use of professional terminology, the completeness of the response, and its clinical relevance.

If one response is clearly more rigorous, reasonable, or clinically valuable—or if the other contains obvious errors, unclear expression, or lacks professionalism—please label it as “Model 1” or “Model 2” accordingly. If both responses are of similar

quality and no clear preference can be made, please mark it as “Tie”.

During the evaluation, please avoid being influenced by writing style, expression, or response length. Focus solely on the accuracy and practical value of the TCM content. We sincerely appreciate your professional judgment and support!

Figure 10: The instruction given to the doctors for human evaluation.

## Evaluation Protocol

For the Traditional Chinese Medicine (TCM) evaluation, we use the average score of five assessments as the final result. In contrast, for the visual evaluation, we only use the result of a single assessment due to the large size of the evaluation task. All experiments are conducted under a zero-shot setting. A random seed of 42 is used for all training tasks to ensure the reproducibility of the model.


## Limitations and Potential Risks

**Limitations** This work presents several potential limitations:

- **Insufficient TCM Signal Data** Despite the large-scale collection of text and image data, high-quality signal data (e.g., smell, pulse) remains scarce. Most of it comes from limited public datasets, which constrains the model’s ability to fully develop and generalize in these modalities.
- **Lack of Real-World Clinical Testing** Although expert evaluations have been conducted, ShizhenGPT has not been tested in actual clinical settings. The absence of patient-level feedback limits our understanding of its practical effectiveness and safety.
- **Incomplete Modal Coverage** The current modalities include vision, sound, and selected physiological signals, but other modalities such as tactile sensation are still missing.

Despite these limitations, we hope this work will inspire deeper collaboration between computer scientists and medical practitioners, particularly in building richer multimodal datasets to advance AI in Traditional Chinese Medicine.

**Potential Risks** As a multimodal large language model (LLM) for Traditional Chinese Medicine, the current version of ShizhenGPT may still generate content that includes hallucinations or factual inaccuracies. Therefore, it is intended solely for scientific research purposes and is not suitable for deployment in real-world applications. To mitigate potential risks, we impose strict limitations on its usage: the model must not be applied in clinical practice or any industry-related scenarios where inaccuracies could result in adverse consequences. We strongly emphasize the ethical responsibility of users to comply with these restrictions to ensure the safety and integrity of downstream applications.



I'm a middle-aged man, and lately, I've been feeling short of breath whenever I do any physical activity. At night, I often wake up because I can't breathe properly, and lying flat makes it even worse. The doctor examined me and found that my heart is beating fast, the size of my heart seems to have changed, there's a heart murmur, some abnormalities in my lungs, and swelling in my legs. In this situation, what would be the best way to manage or treat my condition?



In Traditional Chinese Medicine (TCM), your symptoms suggest a complex pattern involving multiple organ systems, primarily the Heart, Spleen, Kidneys, and Lungs. Here's a breakdown of the TCM perspective and management approach:

#### TCM Diagnosis (Pattern Differentiation):

##### 1. Heart Qi/Yang Deficiency:

- \* Rapid heartbeat, heart murmur, and fatigue during activity indicate weakened Heart Qi/Yang, impairing circulation and leading to blood stasis.
- \* Enlarged heart may correlate with "Phlegm-Blood Stasis" obstructing the Heart vessels.

##### 2. Spleen Yang Deficiency with Damp Accumulation:

- \* Leg swelling (edema) reflects Spleen's inability to transform fluids, causing dampness and water retention.

##### 3. Kidney Yang Deficiency:

- \* Nighttime breathlessness and worsening symptoms when lying flat suggest Kidney Yang failing to "grasp Qi" and regulate water metabolism, leading to upward rebellion of fluids (e.g., pulmonary congestion).

##### 4. Lung Qi Deficiency with Phlegm-Damp:

- \* Shortness of breath and lung abnormalities relate to Phlegm-Damp obstructing the Lungs, impairing Qi diffusion.

#### Treatment Principles:

- \* **Tonify Heart and Kidney Yang** to strengthen circulation and water metabolism.
- \* **Strengthen Spleen Yang** to resolve dampness and edema.
- \* **Transform Phlegm, Activate Blood**, and regulate Lung Qi to alleviate breathlessness.

#### Herbal Formulas (Customized Combinations):

##### 1. Zhen Wu Tang (True Warrior Decoction):

- \* Warms Kidney Yang, transforms water retention, and reduces edema. Key herbs: Fu Zi (aconite), Bai Zhu (atractylodes).

##### 2. Ling Gui Zhu Gan Tang (Poria-Cinnamon Decoction):

- \* Strengthens Spleen Yang, resolves damp-phlegm. Key herbs: Fu Ling (poria), Gui Zhi (cinnamon).

##### 3. Modifications for Blood Stasis/Phlegm:

- \* Add **Tao Hong Si Wu Tang** (peach kernel, safflower) to invigorate blood.
- \* Include **Ting Li Zi** (Semen Lepidii) to drain Lung fluid and relieve breathlessness.

##### 4. Supporting Additions:

- \* **Wu Wei Zi** (Schisandra) to astringe Lung-Kidney Qi and stabilize breathing.

#### Acupuncture Points:

- \* **Tonify Yang/Qi:** BL23 (Shenshu, Kidney), CV4 (Guanyuan), ST36 (Zusanli).
- \* **Resolve Edema:** SP9 (Yinlingquan), SP6 (Sanyinjiao), CV9 (Shuifen).
- \* **Regulate Heart/Lung:** PC6 (Neiguan), LU7 (Lieque), BL13 (Feishu).
- \* **Moxibustion:** Apply on CV8 (Shenque) or ST36 to warm Yang and dispel cold-damp.

#### Lifestyle/Dietary Advice:

- \* **Avoid Cold/Raw Foods:** These impair Spleen Yang. Opt for warm, cooked meals (e.g., ginger, cinnamon, pumpkin).
- \* **Limit Salt and Fluids:** Reduce dampness accumulation.
- \* **Gentle Exercise:** Tai Chi or Qi Gong to improve Qi circulation without overexertion.
- \* **Elevate Legs:** To assist fluid drainage.

By addressing the root (Yang deficiency) and branch (phlegm, blood stasis, edema), TCM aims to restore balance and improve your quality of life. Consistency in treatment and lifestyle adjustments is key.

Figure 11: An example of ShizhenGPT with audio input

## Output Examples

Several real output examples of ShizhenGPT are presented here for reference. Figure 12 illustrates the performance of our model when processing inputs from multiple modalities simultaneously. The model effectively distinguishes and integrates information from various sources into its diagnostic reasoning, demonstrating the potential of multimodal fusion

to support TCM consultations. Figure 11 showcases an example of patient interaction through direct voice input, where the patient verbally describes symptoms and the model generates diagnostic reasoning, enhancing the system's interactivity. Lastly, Figure 13 presents the model's diagnostic results based on tongue coating analysis, highlighting its capability in visual perception and understanding.



Tongue

Odor

Pulse

I've had a persistent cough for a month, often choking with shortness of breath. Although the amount of phlegm is not large, it is very thick, and sometimes I cough up blood-streaked phlegm mixed with foam. I develop a fever every afternoon, accompanied by a deep aching sensation in my bones, and also feel heat in my palms, soles, and chest. I sweat excessively at night. I often feel thirsty, irritable, and prone to anger, and I have poor sleep. Could you check my tongue coating, breath, and pulse?

The **tongue** is dry and red with a thin, yellow peeled coating, indicating **yin deficiency with internal heat or hyperactive fire**. The **breath** suggests possible lung issues, warranting careful evaluation of pulmonary conditions. The **pulse** indicates a likely pregnancy, so contraindicated medications must be avoided.



Based on the symptoms, the patient's presentation is consistent with a diagnosis of **yin deficiency accompanied by internal heat**, primarily affecting the **lungs and kidneys**, with possible involvement of **liver fire**. Below is a detailed analysis and recommended approach:

#### TCM Pattern Differentiation

##### 1. Lung Yin Deficiency with Empty Heat

- \* **Cough with thick, blood-streaked phlegm**: Heat damages lung yin, condenses fluids into thick phlegm, and injures blood vessels.
- \* **Dry, red tongue with thin yellow peeled coating**: Indicates yin deficiency and internal heat.
- \* **Afternoon fever, night sweats, and bone-deep aching**: Classic signs of yin deficiency (kidney yin fails to nourish bones and cool the body).

##### 2. Kidney Yin Deficiency

- \* **Five-center heat (palms, soles, chest)**: Kidney yin deficiency leads to empty heat rising.
- \* **Excessive night sweats**: Yin fails to anchor yang, causing spontaneous sweating.

##### 3. Liver Fire Rising

- \* **Irritability, anger, poor sleep**: Liver fire disrupts emotional and physiological balance.

##### 4. Pregnancy Consideration

- \* **Pulse indication**: Requires caution with herbs and treatments to avoid harming the fetus.

#### Treatment Principles

##### 1. Nourish Yin and Clear Empty Heat

- \* **Herbs**: Mai Men Dong (Ophiopogon) and Tian Men Dong (Asparagus root): Moistens lungs and clears heat. Sheng Di Huang (Rehmannia) and Di Gu Pi (Lycium root bark): Nourish kidney yin and clear deficiency heat. Bai He (Lily bulb): Calms the spirit and moistens the lungs.

- \* **Caution**: Avoid overly cold or harsh herbs (e.g., Huang Qin) that might destabilize pregnancy.

##### 2. Moistens Lungs and Stop Cough

- \* **Bei Mu (Fritillaria)**: Resolves phlegm and stops cough (use cautiously in pregnancy).
- \* **Bai Mao Gen (Imperata root) or Ou Jie (Lotus node)**: Address blood-streaked phlegm by cooling heat and stopping bleeding.

##### 3. Calm Liver Fire

- \* **Gou Teng (Uncaria) or Xia Ku Cao (Prunella)**: Subdue liver fire without overly drying.

##### 4. Acupuncture Points (Safe in pregnancy when applied gently)

- \* **LU-7 (Lieque)**: Benefits the lungs and relieves cough.
- \* **KI-3 (Taixi) + SP-6 (Sanyinjiao)**: Nourish kidney and liver yin.
- \* **LV-3 (Taichong)**: Calms liver fire.
- \* **HT-6 (Yinxi)**: Reduces night sweats.

#### Lifestyle and Dietary Advice

- \* **Avoid**: Spicy, fried, or drying foods (e.g., chili, coffee).
- \* **Emphasize**: Moistening foods like pears, honey, lotus root, and tofu.
- \* **Rest and hydration**: Critical to support yin regeneration.

#### Important Considerations

- \* **Biomedical Evaluation**: Blood-streaked phlegm and persistent fever warrant ruling out tuberculosis, pneumonia, or other pulmonary conditions.
- \* **Pregnancy Safety**: Confirm pregnancy status and collaborate with a healthcare provider to ensure TCM interventions are safe.

#### Conclusion

The primary TCM strategy is to **nourish yin, clear heat, and harmonize the lungs and kidneys**, while ensuring fetal safety. Integrate TCM with modern diagnostics to address potential underlying conditions. Adjust herbs and acupuncture points as needed under professional guidance.

Figure 12: An example of ShizhenGPT with multimodal inputs



I'm 38 years old, and lately, I've been feeling a deep, lingering heat in my body, especially in the evenings. I sweat a lot at night, even when I'm asleep, and I've been experiencing involuntary ejaculation during sleep. My legs and knees often feel sore and warm, which makes it uncomfortable to walk. I've also been coughing, and sometimes I even cough up blood. On top of that, I often feel restless and irritable, and I lose my temper easily. Please check my tongue coating to get more information.



From the perspective of Traditional Chinese Medicine (TCM), the tongue appears slightly red with a thin and somewhat dry coating, along with a prominent central fissure. These features suggest a pattern of yin deficiency, possibly with internal heat. The dry tongue and fissuring indicate a lack of body fluids, often associated with prolonged illness or constitutional weakness. The absence of scalloped edges suggests that spleen qi deficiency is not prominent. Overall, this tongue presentation aligns with a diagnosis of yin deficiency with internal heat or kidney yin deficiency, which is often seen in individuals experiencing symptoms such as tidal fever, night sweats, spontaneous ejaculation, dry cough with blood, restlessness, and irritability.

#### Diagnosis:

**Kidney Yin Deficiency with Internal Heat** affecting the Lungs, leading to symptoms of deficient fire flaring upward and fluid depletion.

#### Treatment Principle:

1. **Nourish Kidney Yin** to anchor the root deficiency.
2. **Clear Deficient Heat** to alleviate internal fire.
3. **Moisten the Lungs** to resolve dryness and stop bleeding.
4. **Calm the Spirit** to address restlessness and irritability.

#### Herbal Formula:

##### 1. Modified Zhi Bai Di Huang Wan

- \* Nourishes Kidney Yin: Shu Di Huang, Shan Zhu Yu, Shan Yao.
- \* Clears Heat: Zhi Mu, Huang Bai.

##### 2. Additions for Lung Yin and Bleeding:

- \* Mai Men Dong and Tian Men Dong: Moistens Lung Yin.
- \* Bai He: Nourishes Lung and calms the spirit.
- \* Bai Ji: Stops bleeding and heals Lung tissue.
- \* E Jiao: Nourishes blood and Yin, stops bleeding.

##### 3. Dosage:

- \* Decoction or prepared pills, tailored by a licensed TCM practitioner.

#### Acupuncture Points:

1. **Kidney 3 (Taixi)**: Tonifies Kidney Yin.
2. **Spleen 6 (Sanyinjiao)**: Nourishes Yin of Kidneys, Liver, and Spleen.
3. **Lung 7 (Lieque)**: Benefits Lung Yin and relieves cough.
4. **Large Intestine 11 (Quchi)**: Clears heat.
6. **Heart 7 (Shenmen)**: Calms the mind and reduces irritability.

**Frequency:** 2–3 sessions weekly for 4–6 weeks.

#### Lifestyle and Dietary Advice:

1. **Avoid:** Spicy, fried, or drying foods; alcohol; excessive sexual activity; overwork.
2. **Consume Yin-Nourishing Foods:**
  - \* Pear, lotus root, white fungus, tofu, black sesame, mulberries.
3. **Rest and Hydration:** Prioritize sleep, moderate exercise (e.g., tai chi), and stay hydrated with room-temperature water or herbal teas (e.g., chrysanthemum or lily bulb tea).
4. **Mindfulness Practices:** Meditation or deep breathing to manage stress and irritability.

#### Explanation of Pattern:

- \* **Kidney Yin Deficiency:** The root cause, leading to internal heat (night sweats, warm limbs, nocturnal emissions).
- \* **Lung Involvement:** Kidney Yin fails to nourish the Lungs, causing dry cough and blood-streaked phlegm.
- \* **Tongue Signs:** Red tongue with dry coating and fissures confirms Yin deficiency and fluid loss.

#### Follow-Up:

- \* Monitor reduction in night sweats, cough, and irritability.
- \* Adjust herbs if heat symptoms persist (e.g., add Di Gu Pi for deeper heat clearance).
- \* Address chronic habits (e.g., stress management) to prevent relapse.

**Note:** If blood in cough persists, recommend Western medical evaluation to rule out tuberculosis or other pathologies.

This holistic approach aims to restore Yin-Heat balance, strengthen the Kidneys and Lungs, and improve overall vitality.

Figure 13: An example of ShizhenGPT with image input