

Observation of relativistic domain wall motion in amorphous ferrimagnets

Pietro Diona,^{1,2,3} Luca Maranzana,^{2,4} Sergey Artyukhin,² and Giacomo Sala^{5,3}

¹*Nanoscience, Scuola Normale Superiore, Piazza dei Cavalieri 7, Pisa, Italy*

²*Quantum Materials Theory, Italian Institute of Technology, Via Morego 30, Genoa, Italy*

³*Department of Materials, ETH Zürich, Hönggerberggring 64, 8093 Zürich, Switzerland*

⁴*Department of Physics, University of Genoa, Via Dodecaneso 33, Genoa, Italy*

⁵*Department of Quantum Matter Physics, University of Geneva, 24 Quai Ernest Ansermet, Geneva, Switzerland*

Domain walls in magnetic materials are sine-Gordon solitons characterized by relativistic kinematics, with the maximum spin-wave group velocity setting a limit for the domain wall speed and hence the highest operation frequency of magnetic devices. This relativistic regime has been observed only in crystalline iron-garnet ferrimagnets but is in general expected in many magnetic materials. In particular, amorphous rare-earth – transition metal ferrimagnets should exhibit relativistic effects because of their ultrafast magnetic dynamics. However, no evidence for these effects has been reported in these technologically relevant materials. Here, we show that the relativistic regime can be attained in easy-to-engineer amorphous ferrimagnetic alloys. In GdFeCo we observe a saturation of the current-induced domain wall velocity that is indicative of a maximum spin-wave speed of the order of 2 km/s. Our observations indicate that relativistic dynamics are not exclusive to ferrimagnetic garnets but also exist in rare-earth – transition-metal ferrimagnets, which provide a robust material platform for future magnetic devices operating at the ultimate speed limit.

I. INTRODUCTION

Magnetic domain walls have been proposed as fundamental units of racetrack memories for ultra-dense storage and logic applications [1]. Domain walls were initially manipulated using the current-induced spin transfer torque, a transfer of angular momentum between localized and conduction electron spins mediated by the exchange interaction in a magnetic thin film [2, 3]. A more efficient control of domain wall dynamics was later achieved with spin-orbit torques (SOT). In this case, angular momentum is generated by the spin Hall and/or Rashba-Edelstein effect in an adjacent nonmagnetic material or at the magnet-nonmagnet interface [4, 5]. This effect provides a more versatile and faster way to control magnetization dynamics [4, 6–8].

Diverse magnetic materials have been explored to optimize the trade-off between energy consumption and performance of magnetic devices based on SOT-driven domain walls [9]. While early studies focused on ferromagnets, attention has recently shifted to materials that offer higher energy efficiency and domain wall velocities, such as antiferromagnets [10–13] and ferrimagnets [14–16]. In ferromagnets, when an applied magnetic field exceeds the Walker breakdown threshold, excessive torque on the domain wall induces precessional motion [17, 18], which leads to a velocity drop. This effect vanishes in compensated magnetic materials such as antiferromagnets [12], which thus represent a promising alternative to ferromagnets. However, antiferromagnetic dynamics are notoriously difficult to control and probe. Ferrimagnets offer instead a good compromise between ferro- and antiferromagnetic systems. Many ferrimagnetic materials can be easily studied with conventional magnetic techniques, as ferromagnets, but exhibit low sensitivity to external magnetic fields, as antiferromagnets [15]. Importantly, they also support ultrafast domain wall dynamics

due to the suppression of the Walker breakdown, which makes them interesting candidates for realistic magnetic applications [19]. Among these materials, rare-earth – transition-metal (RE-TM) ferrimagnets stand out thanks to their exceptional tunability and easy integration into devices [15, 20, 21]. By adjusting the stoichiometry, it is possible to tune their anisotropy, net magnetization, and net angular momentum, which is crucial for achieving domain wall speeds in the order of several km/s [22–25].

Such high speeds can drive domain walls into nonclassical regimes where conventional models of domain wall dynamics cease to be valid. In this scenario, domain walls are best described as sine-Gordon solitons with relativistic kinematics [26]. As the domain wall approaches the maximum spin-wave group velocity, its width contracts and spin waves are emitted [11, 27, 28]. The maximum spin-wave group velocity sets, therefore, an upper bound on the domain wall speed, similar to the speed of light in the theory of special relativity. This limit determines the highest operational frequency of magnetic devices and is thus an important parameter to identify. Moreover, as the emitted spin waves are in the THz range, these relativistic effects can serve as THz sources of electric signals. Relativistic kinematics have been observed in crystalline yttrium-iron garnet ferrimagnets [29]. These materials, however, are difficult to synthesize and integrate in devices. Moreover, relativistic kinematics are expected on general grounds in other magnetic materials [30] and, in particular, have been predicted for RE-TM ferrimagnets with ultrafast domain wall speeds and promising technological potential [31]. Yet, evidence for relativistic effects in materials other than ferrimagnetic garnets is still lacking.

Here, we show that SOT can drive domain walls up to relativistic speeds in ferrimagnetic GdFeCo alloys. We observe a saturation of the domain wall speed to ≈ 1.7 km/s independently of the applied magnetic field. This

saturation cannot be explained by classical models of domain wall dynamics but is captured by a relativistic model with a maximum spin-wave group velocity of ≈ 2 km/s. These observations establish the possibility of achieving the relativistic regime in a vast class of magnetic alloys with significant potential for efficient spintronic and THz applications.

II. MODELING RELATIVISTIC DYNAMICS IN RE-TM FERRIMAGNETS

We first describe how the maximum spin-wave group velocity limits the domain wall speed. We consider a metallic heterostructure composed of a ferrimagnetic layer and a heavy-metal film, which sources the SOT. Domain walls in the ferrimagnet are driven by the combined action of the dampinglike torque field \tilde{H}_{DL} and the external magnetic field $H_x = \frac{B_x}{\mu_0}$ applied in the sample plane parallel to the current direction x [4]. The magnetic field is necessary to transform Bloch walls, which are typical of materials with low Dzyaloshinskii-Moriya interaction and cannot be driven by SOT [32], into Néel domain walls. The steady-state motion of the domain wall is then described by a relativistic equation that predicts a velocity v_{DW} [29]:

$$v_{DW} = \frac{v_{g,max}}{\sqrt{1 + \left(\frac{v_{g,max}}{v_{cl}}\right)^2}}. \quad (1)$$

Here, $v_{g,max} = \frac{2A}{ds_T}$ is the maximum spin-wave group velocity, which plays the same role as the speed of light in the theory of special relativity [33, 34]. It depends on the antiferromagnetic exchange interaction A , the average interatomic distance d , and the total spin density

$s_T = s_A + s_B$ of the two sublattices composing the ferrimagnet. v_{cl} is the classical domain wall velocity far away from $v_{g,max}$ and reads [35]:

$$v_{cl} = \frac{\Delta \gamma_{eff} \tilde{H}_{pin}}{\alpha_{eff} \beta} \left[1 - \sqrt{1 - \beta \left[1 - \left(\frac{2\eta \tilde{H}_{DL}}{\tilde{H}_{pin}} \right)^2 \right]} \right], \quad (2)$$

$$\beta = 1 + \left[\frac{\frac{\pi}{2} \tilde{H}_{DL}}{\alpha_{eff} (H_D + \frac{\pi}{2} H_x)} \right]^2,$$

where $\Delta \sim \sqrt{\frac{A}{K_{eff}}}$ is the domain wall width, K_{eff} is the effective anisotropy, $\alpha_{eff} = \frac{\alpha s_T}{\delta_s}$ is the effective Gilbert damping parameter of the system, $\delta_s = s_A - s_B$ is the net angular momentum, γ_{eff} is the effective gyromagnetic ratio, and H_D is the Dzyaloshinskii-Moriya field. The damping like spin-orbit field $\tilde{H}_{DL} \sim \frac{\theta_{DL} j}{M_S}$ is proportional to the current density j and dampinglike SOT efficiency θ_{DL} and is inversely proportional to the saturation magnetization M_S . We also consider with $\eta \leq 1$ the domain wall broadening caused by the in-plane magnetic field, which reduces the effective action of the SOT, and pinning effects described by the effective field \tilde{H}_{pin} [36] (Supporting Information).

According to Equation 2, the classical steady state speed v_{cl} results from the competition between opposite wall deformations caused by the external field H_x and the current-induced SOT field \tilde{H}_{DL} . While H_x and the Dzyaloshinskii-Moriya field H_D keep the domain wall magnetization parallel to the electric current, \tilde{H}_{DL} tends to rotate it towards the transverse in-plane direction. H_x and H_D counteract, therefore, the tendency of the dampinglike field to transform the Néel domain wall into a Bloch wall, which is detrimental to the efficient domain wall drive by SOT [32]. As a consequence, this interplay leads to a saturation of v_{cl} at high current densities when H_x becomes incapable of counterbalancing the SOT (**Figure 1a**). Yet, increasing the strength of H_x allows the saturation velocity to be pushed to arbitrarily high values, i.e., the classical model does not set any limit to the maximum domain wall speed, provided that the restoring torque in the domain wall can be adjusted accordingly. This nonphysical result is redeemed by the relativistic model in Equation 1. As H_x increases, the saturation velocity increases asymptotically towards the maximum spin-wave velocity and never exceeds it (**Figure 1b**). Thus, the relativistic domain wall dynamics is characterized by two sources of saturation: the competition between the SOT and in-plane field in the low-field regime (Equation 2) and the spin-wave group velocity in the high-current, high-field regime (Equation 1).

These relativistic dynamics have been observed in crystalline iron-garnet ferrimagnets with velocities ≈ 4.3 km/s [29]. However, the model is generally applicable to any ferrimagnetic materials, and a relativistic domain wall motion is expected in other systems. In RE-TM ferrimagnets, $v_{g,max}$ was first deemed experimentally unattainable [29] due to the large antiferromag-

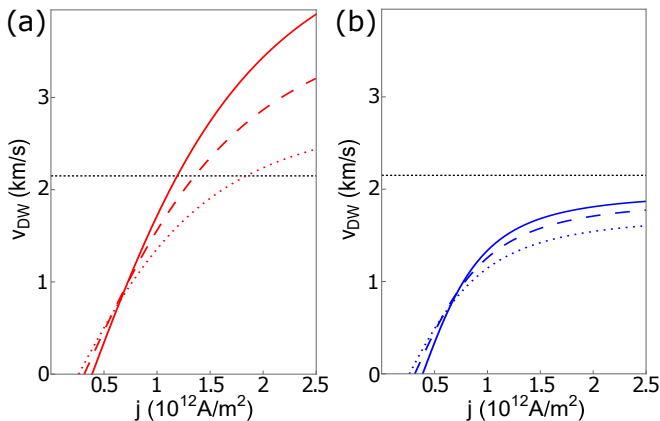


FIG. 1. (a) Classical (Equation 2) and (b) relativistic (Equation 1) domain wall velocity as a function of the current density for different in-plane magnetic fields: $B_x = 200$ mT (continuous line), 150 mT (dashed line), 100 mT (dotted line). The relativistic model predicts a strong saturation close to the spin-wave group velocity (black dashed line). The parameters used for the calculation are taken from Table I.

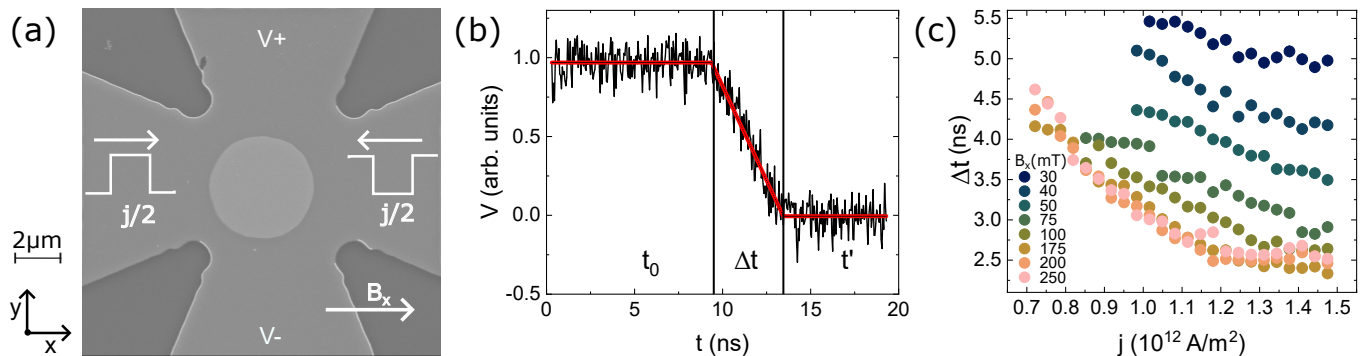


FIG. 2. (a) Electron microscopy image of the device and sketch of the experimental setup used to measure the domain wall motion across a GdFeCo dot. j is the current density and $V = V_+ - V_-$ is the Hall voltage. (b) Exemplary switching trace of a $4\mu\text{m}$ wide $\text{Gd}_{30}\text{Fe}_{63}\text{Co}_7$ dot, measured while injecting current pulses of amplitude $1.15 \cdot 10^{12} \text{ A/m}^2$ and duration 20 ns, in the presence of a magnetic field of 40 mT. t_0 indicates the nucleation time of a seed domain, Δt is the transition time determined by the motion of the domain wall across the device, and t' is the rest time until the end of the electric pulse. The switching trace is fitted to a Heaviside function that yields t_0 and Δt . (c) Transition time Δt , averaged over 250 independent acquisitions, at different external magnetic fields value, as a function of the current density.

netic exchange interaction A in these materials, if compared to ferrimagnetic garnets. However, A depends sensitively on the stoichiometry of the alloy. For values $A \approx 1 - 2 \text{ pJ/m}$ typical for GdFeCo alloys [37], we expect $v_{g,\text{max}} \approx 1.5 - 2 \text{ km/s}$, which can be measured with conventional probes of magnetic dynamics. These considerations, therefore, suggest that RE-TM ferrimagnets can also exhibit relativistic motion in response to SOT and magnetic fields.

III. OBSERVATION OF RELATIVISTIC DOMAIN WALL MOTION

To test these predictions, we measured the SOT-induced domain wall dynamics in ferrimagnetic $\text{Gd}_{30}\text{Fe}_{63}\text{Co}_7$ (15 nm) and $\text{Gd}_{31}\text{Fe}_{62}\text{Co}_7$ (15 nm) layers grown by sputtering onto a Pt (5 nm) underlayer. The composition of GdFeCo, a typical amorphous RE-TM ferrimagnet, was optimized to almost compensate the net magnetization and angular momentum at room temperature, which allows for achieving domain wall speeds in the range of km/s [22–25]. Moreover, GdFeCo features a weak perpendicular anisotropy, large anomalous Hall resistance, and low Gilbert damping parameter [38–40]. These characteristics make this alloy the ideal candidate to both attain relativistic effects and observe them through the time-resolved Hall effect measurements that are described next.

The GdFeCo films were patterned into μm -large large dots onto Pt Hall crosses by a combination of lithography and physical etching techniques (see **Figure 2a**) [25, 41]. The Pt Hall cross serves both as current pulse injection line to generate the SOT that displace the domain wall and detection probe of the real-time domain wall dynamics at sub-ns timescales. This temporal resolution is achieved by means of time-resolved measure-

ments of the anomalous Hall effect. In this technique, ns-long electric current pulses induce SOT that switches the perpendicular magnetization of the GdFeCo dots and generate a transverse anomalous Hall effect. Because the latter changes proportionally to the out-of-plane magnetization, tracking the Hall voltage with an oscilloscope provides access to the magnetization dynamics, including the displacement of domain walls. More details on the device fabrication, experimental setup, and data analysis can be found in Ref. [41].

Typical dynamics measured in this way comprise three phases whose duration we denote by t_0 , Δt , and t' (**Figure 2b**). t_0 can be identified with the time required for the nucleation of a seed domain at the device edge. Once this reversed domain is formed, the associated domain wall is displayed by SOT across the device. This process leads to a monotonic change of the Hall signal and defines the transition time Δt . After the domain wall has traveled across the entire device, the magnetization is completely reversed and remains still for the time t' until the electric pulse is over. The domain wall velocity can be derived by dividing the diameter of the dot by Δt , as confirmed by the linear scaling of the transition time with the diameter [42]. These dynamics can be measured with different combinations of the electric current inducing the SOT and in-plane magnetic field, which allows us to identify the regime of domain wall motion.

Figure 2c shows the transition time Δt measured in a $4\mu\text{m}$ -wide $\text{Gd}_{30}\text{Fe}_{63}\text{Co}_7$ dot. The transition time systematically decreases with increasing current density. This decrease results from the stronger SOT acting on the domain wall magnetization and is influenced by the magnetic field: larger fields result in a lower Δt . This behavior is indicative of the low-field regime in which the SOT and the restoring force of the magnetic field compete. Yet, further increasing the magnetic field brings the domain wall dynamics into a different regime. We observe

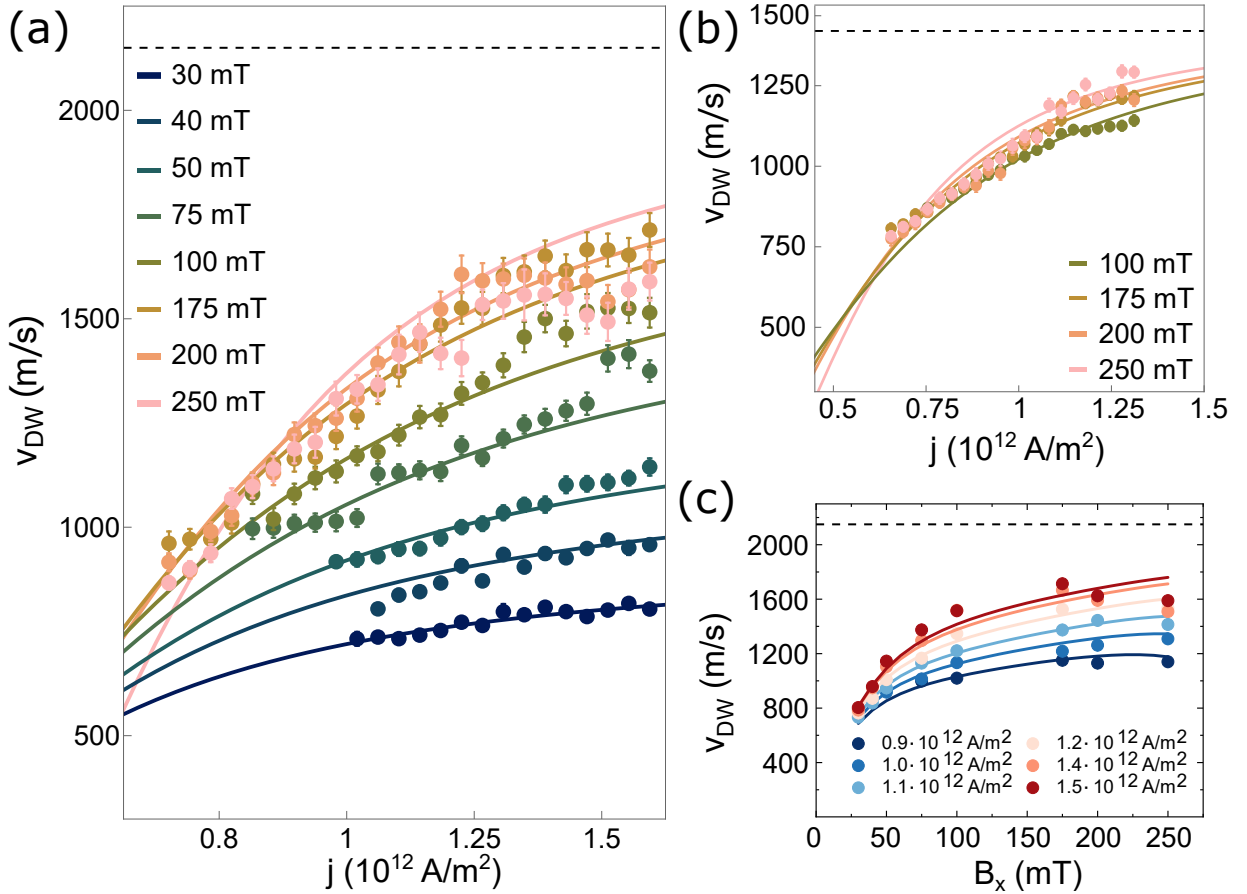


FIG. 3. Domain wall speed as a function of the applied current density through the heavy metal layer for different in-plane magnetic field in (a) 4 μ m wide Gd₃₀Fe₆₃Co₇ and (b) 3 μ m wide Gd₃₁Fe₆₂Co₇ dots. The lines are fits to Equation 1. The horizontal dashed lines define the spin-wave group velocity estimated from the fits. (c) Domain wall speed as a function of the in-plane magnetic field at several current densities in the same device as in (a). The error bars in (a) and (b) are evaluated as the standard error of the mean of 250 measurements.

that the data points start collapsing onto the same curve beyond a magnetic field of about 100 mT. This trend suggests the onset of a global field-independent saturation of the transition time. This interpretation is confirmed by the dependence of the domain wall speed on the current density shown in **Figure 3a** and **Figure 3b** for two different samples. Domain walls reach speeds higher than 1 km/s, in line with previous measurements of ultrafast dynamics in RE-TM ferrimagnets [22, 23]. However, domain wall velocities measured at magnetic fields higher than 100 mT cannot be distinguished from each other within the experimental uncertainties. Such an independence of the domain wall speed from magnetic field at $B_x > 100$ mT is highlighted in **Figure 3c** and is reminiscent of the domain wall dynamics observed in ferrimagnetic garnets [29]. The high-field domain wall dynamics hints therefore at possible relativistic effects.

To verify this possibility, we fitted the measured domain wall speed v_{DW} to Equation 1. To reduce the number of free parameters, we measured the magnetic anisotropy energy density, the saturation magnetization, and the SOT efficiency (entering in Δ and \tilde{H}_{DL} , see Sup-

porting Information for details) by combining magneto-transport and magnetometry techniques (see **Table I**). The estimated values for these parameters fall in the typical range of RE-TM ferrimagnets [38]. We also set the lattice spacing $d = 4$ Å [38]. We left the remaining parameters free and estimated them via fits under the assumption that they do not change with the applied current, in line with [29]. These parameters are: the antiferromagnetic exchange interaction A , the saturation magnetization of one sublattice M_A , the Gilbert damping α , the Dzyaloshinskii-Moriya field H_D , and the effective pinning field H_{pin} .

As shown in Figure 3a,b, the relativistic model reproduces well the experimental trends and captures the domain wall speed saturation at high magnetic fields. Note that the relativistic limit velocity lies above the experimental data points because, first, magnetic fields and current densities higher than those experimentally available would be necessary to saturate the domain wall speed to the spin-wave group velocity and, second, the limit velocity is reached only asymptotically. The estimated spin-wave group velocity is ≈ 2.1 km/s for Gd₃₀Fe₆₃Co₇ and

≈ 1.4 km/s for $\text{Gd}_{31}\text{Fe}_{62}\text{Co}_7$. This difference arises from the distinct stoichiometry of the two samples, which, although being only 1% different, can significantly affect the antiferromagnetic exchange interaction [37]. This sensitivity to the composition of the alloy may explain why relativistic dynamics have not been identified in previous studies of ultrafast domain wall dynamics in RE-TM ferrimagnets. In comparison, the other parameters extracted from the fits are similar for the two alloy compositions and generally match typical magnetic properties of RE-TM ferrimagnets (Table I). We find a small pinning field on the order of a 30 mT and a negligible Dzyaloshinskii-Moriya interaction. The fact that $H_D \approx 0$ is supported by the observation that the velocity datasets in Figure 3c converge to zero with seemingly zero x intercept. Overall, the nice agreement between the measured dependence and the fits corroborate our interpretation of the domain wall saturation as the consequence of the relativistic limit set by the spin-wave group velocity. In contrast, the classical model cannot capture the experimental results because it does not account for the independence of the domain wall speed of the magnetic field in the high field regime. Attempting to fit the data to Equation 2 yields a χ^2 parameter that is 4 times smaller than that obtained with Equation 1. We also note that the pinning of the domain wall by defects and inhomogeneities cannot explain the saturation of the domain wall speed because as the strength of H_x increases the pinning potential generally reduces (Supporting Information).

TABLE I. Parameters of Equation 1 for two alloy compositions. A , M_A , α , H_{pin} are fitted to the experimental data. $v_{g,\text{max}}$ is derived from the fitted parameters. K_{eff} , M_S and θ_{DL} are experimentally measured.

Parameters	$\text{Gd}_{30}\text{Fe}_{63}\text{Co}_7$	$\text{Gd}_{31}\text{Fe}_{62}\text{Co}_7$
A	1.9 pJ/m	1.2 pJ/m
M_A	$4.3 \cdot 10^5$ A/m	$4.1 \cdot 10^5$ A/m
α	0.006	0.005
H_{pin}	-28 mT	-29 mT
$v_{g,\text{max}}$	2.1 km/s	1.4 km/s
K_{eff}	$9.2 \cdot 10^3 \frac{\text{J}}{\text{m}^3}$	$10^4 \frac{\text{J}}{\text{m}^3}$
M_S	$4.3 \cdot 10^4 \frac{\text{A}}{\text{m}}$	$3.8 \cdot 10^4 \frac{\text{A}}{\text{m}}$
θ_{DL}	0.13	0.13

IV. CONCLUSIONS

We have observed a saturation of the current-induced domain wall velocity in amorphous GdFeCo ferrimagnets under the action of in-plane magnetic fields. Our analysis proves that this saturation originates from the onset of relativistic dynamics in which the domain wall speed is limited by the spin-wave group velocity. The latter varies with the antiferromagnetic exchange interaction and thus depends on the RE-TM concentration. Typically, domain wall dynamics have been studied in the low field regime where the maximum velocity is set by the compensation of the net angular momentum [29, 43]. Our relativistic model captures this observation but additionally shows that the ultimate speed limit is set by the spin-wave group velocity, independently of the applied current, magnetic field, or compensation of angular momentum. These results indicate that relativistic dynamics are not an exclusive feature of ferrimagnetic garnets but are possible in other magnetic materials, which has important implications for the design of racetrack memories based on domain walls.

ACKNOWLEDGEMENTS

We thank Pietro Gambardella for supporting the project. P.D., L.M. and S.A. acknowledge funding from IIT Genova. G.S. acknowledges the support from the Swiss National Science Foundation (grant PZ00P2.223542).

CONFLICT OF INTEREST

The authors declare no conflict of interest.

DATA AVAILABILITY STATEMENT

The data and the code that support the findings of this study are available on Zenodo with doi 10.5281/zenodo.16795567.

-
- [1] S. S. Parkin, M. Hayashi, and L. Thomas, “Magnetic domain-wall racetrack memory,” *Science*, vol. 320, no. 5873, pp. 190–194, 2008.
 - [2] D. C. Ralph and M. D. Stiles, “Spin transfer torques,” *Journal of Magnetism and Magnetic Materials*, vol. 320, no. 7, pp. 1190–1216, 2008.
 - [3] A. Brataas, A. D. Kent, and H. Ohno, “Current-induced torques in magnetic materials,” *Nature materials*, vol. 11, no. 5, pp. 372–381, 2012.
 - [4] A. Manchon, J. Železný, I. M. Miron, T. Jungwirth, J. Sinova, A. Thiaville, K. Garello, and P. Gambardella, “Current-induced spin-orbit torques in ferromagnetic and antiferromagnetic systems,” *Reviews of Modern Physics*, vol. 91, no. 3, p. 035004, 2019.
 - [5] J. Ryu, S. Lee, K.-J. Lee, and B.-G. Park, “Current-induced spin-orbit torques for spintronic applications,” *Advanced Materials*, vol. 32, no. 35, p. 1907148, 2020.

- [6] R. Ramaswamy, J. M. Lee, K. Cai, and H. Yang, “Recent advances in spin-orbit torques: Moving towards device applications,” *Appl. Phys. Rev.*, vol. 5, no. 3, p. 031107, 2018.
- [7] P. Diona, L. Gnoli, and F. Riente, “Simulation and modeling of racetrack memories with vcma synchronization,” *IEEE Transactions on Electron Devices*, vol. 69, no. 7, pp. 3675–3680, 2022.
- [8] R. Ramaswamy, J. M. Lee, K. Cai, and H. Yang, “Recent advances in spin-orbit torques: Moving towards device applications,” *Applied Physics Reviews*, vol. 5, no. 3, 2018.
- [9] Q. Shao, P. Li, L. Liu, H. Yang, S. Fukami, A. Razavi, H. Wu, K. Wang, F. Freimuth, Y. Mokrousov *et al.*, “Roadmap of spin-orbit torques,” *IEEE transactions on magnetics*, vol. 57, no. 7, pp. 1–39, 2021.
- [10] L. Baldrati, O. Gomonay, A. Ross, M. Filianina, R. Lebrun, R. Ramos, C. Leveille, F. Fuhrmann, T. Forrest, F. Maccherozzi *et al.*, “Mechanism of néel order switching in antiferromagnetic thin films revealed by magnetotransport and direct imaging,” *Physical review letters*, vol. 123, no. 17, p. 177201, 2019.
- [11] O. Gomonay, T. Jungwirth, and J. Sinova, “High antiferromagnetic domain wall velocity induced by néel spin-orbit torques,” *Physical review letters*, vol. 117, no. 1, p. 017202, 2016.
- [12] V. Baltz, A. Manchon, M. Tsoi, T. Moriyama, T. Ono, and Y. Tserkovnyak, “Antiferromagnetic spintronics,” *Reviews of Modern Physics*, vol. 90, no. 1, p. 015005, 2018.
- [13] T. Shiino, S.-H. Oh, P. M. Haney, S.-W. Lee, G. Go, B.-G. Park, and K.-J. Lee, “Antiferromagnetic domain wall motion driven by spin-orbit torques,” *Physical review letters*, vol. 117, no. 8, p. 087203, 2016.
- [14] L. Caretta and C. O. Avci, “Domain walls speed up in insulating ferrimagnetic garnets,” *APL Materials*, vol. 12, no. 1, 2024.
- [15] S. K. Kim, G. S. Beach, K.-J. Lee, T. Ono, T. Rasing, and H. Yang, “Ferrimagnetic spintronics,” *Nature Materials*, vol. 21, no. 1, pp. 24–34, 2022.
- [16] S. A. Siddiqui, J. Han, J. T. Finley, C. A. Ross, and L. Liu, “Current-induced domain wall motion in a compensated ferrimagnet,” *Physical review letters*, vol. 121, no. 5, p. 057701, 2018.
- [17] G. S. Beach, C. Nistor, C. Knutson, M. Tsoi, and J. L. Erskine, “Dynamics of field-driven domain-wall propagation in ferromagnetic nanowires,” *Nature materials*, vol. 4, no. 10, pp. 741–744, 2005.
- [18] A. Mougín, M. Cormier, J. Adam, P. Metaxas, and J. Ferré, “Domain wall mobility, stability and walker breakdown in magnetic nanowires,” *Europhysics Letters*, vol. 78, no. 5, p. 57007, 2007.
- [19] Y. Zhang, X. Feng, Z. Zheng, Z. Zhang, K. Lin, X. Sun, G. Wang, J. Wang, J. Wei, P. Vallobra *et al.*, “Ferrimagnets for spintronic devices: From materials to applications,” *Applied Physics Reviews*, vol. 10, no. 1, 2023.
- [20] J. Finley and L. Liu, “Spintronics with compensated ferrimagnets,” *Applied Physics Letters*, vol. 116, no. 11, 2020.
- [21] G. Sala and P. Gambardella, “Ferrimagnetic dynamics induced by spin-orbit torques,” *Advanced Materials Interfaces*, p. 2201622, 2022.
- [22] L. Caretta, M. Mann, F. Büttner, K. Ueda, B. Pfau, C. M. Günther, P. Hessing, A. Churikova, C. Klose, M. Schneider *et al.*, “Fast current-driven domain walls and small skyrmions in a compensated ferrimagnet,” *Nature nanotechnology*, vol. 13, no. 12, pp. 1154–1160, 2018.
- [23] K. Cai, Z. Zhu, J. M. Lee, R. Mishra, L. Ren, S. D. Pollard, P. He, G. Liang, K. L. Teo, and H. Yang, “Ultrafast and energy-efficient spin-orbit torque switching in compensated ferrimagnets,” *Nature Electronics*, vol. 3, no. 1, pp. 37–42, 2020.
- [24] K.-J. Kim, S. K. Kim, Y. Hirata, S.-H. Oh, T. Tono, D.-H. Kim, T. Okuno, W. S. Ham, S. Kim, G. Go *et al.*, “Fast domain wall motion in the vicinity of the angular momentum compensation temperature of ferrimagnets,” *Nature materials*, vol. 16, no. 12, pp. 1187–1192, 2017.
- [25] G. Sala, C.-H. Lambert, S. Finizio, V. Raposo, V. Krizakova, G. Krishnaswamy, M. Weigand, J. Raabe, M. D. Russell, E. Martinez *et al.*, “Asynchronous current-induced switching of rare-earth and transition-metal sublattices in ferrimagnetic alloys,” *Nature Materials*, vol. 21, no. 6, pp. 640–646, 2022.
- [26] M. Fogel, S. Trullinger, A. Bishop, and J. Krumhansl, “Dynamics of sine-gordon solitons in the presence of perturbations,” *physical review B*, vol. 15, no. 3, p. 1578, 1977.
- [27] G. Tatara, C. A. Akosa, and R. M. Otxoa de Zuazola, “Magnon pair emission from a relativistic domain wall in antiferromagnets,” *Physical Review Research*, vol. 2, no. 4, p. 043226, 2020.
- [28] M. Yan, C. Andreas, A. Kákay, F. García-Sánchez, and R. Hertel, “Fast domain wall dynamics in magnetic nanotubes: Suppression of walker breakdown and cherenkov-like spin wave emission,” *Applied physics letters*, vol. 99, no. 12, 2011.
- [29] L. Caretta, S.-H. Oh, T. Fakhru, D.-K. Lee, B. H. Lee, S. K. Kim, C. A. Ross, K.-J. Lee, and G. S. Beach, “Relativistic kinematics of a magnetic soliton,” *Science*, vol. 370, no. 6523, pp. 1438–1442, 2020.
- [30] I. M. Allati, R. F. Evans, K. S. Novoselov, and E. J. Santos, “Relativistic domain-wall dynamics in van der waals antiferromagnet mnps₃,” *npj Computational Materials*, vol. 8, no. 1, p. 3, 2022.
- [31] S.-H. Oh, S. K. Kim, D.-K. Lee, G. Go, K.-J. Kim, T. Ono, Y. Tserkovnyak, and K.-J. Lee, “Coherent terahertz spin-wave emission associated with ferrimagnetic domain wall dynamics,” *Physical Review B*, vol. 96, no. 10, p. 100407, 2017.
- [32] A. Khvalkovskiy, V. Cros, D. Apalkov, V. Nikitin, M. Krounbi, K. Zvezdin, A. Anane, J. Grollier, and A. Fert, “Matching domain-wall configuration and spin-orbit torques for efficient domain-wall motion,” *Physical Review B*, vol. 87, no. 2, p. 020402, 2013.
- [33] M. Fogel, S. Trullinger, A. Bishop, and J. Krumhansl, “Dynamics of sine-gordon solitons in the presence of perturbations,” *physical review B*, vol. 15, no. 3, p. 1578, 1977.
- [34] Y. Huang and B. R. Li, “Exact traveling wave solutions for the modified double sine-gordon equation,” *Journal of Mathematics Research*, vol. 7, no. 2, p. 182, 2015.
- [35] E. Haltz, S. Krishnia, L. Berges, A. Mougín, and J. Sampaio, “Domain wall dynamics in antiferromagnetically coupled double-lattice systems,” *Physical Review B*, vol. 103, no. 1, p. 014444, 2021.
- [36] X. Jiang, L. Thomas, R. Moriya, M. Hayashi, B. Bergman, C. Rettner, and S. S. Parkin, “Enhanced stochasticity of domain wall motion in magnetic race-

- tracks due to dynamic pinning,” *Nature communications*, vol. 1, no. 1, p. 25, 2010.
- [37] D. Raasch, J. Reck, C. Mathieu, and B. Hillebrands, “Exchange stiffness constant and wall energy density of amorphous gdtb-feco thin films,” *Journal of applied physics*, vol. 76, no. 2, pp. 1145–1149, 1994.
- [38] P. Hansen, “Magnetic amorphous alloys,” *Handbook of magnetic materials*, vol. 6, pp. 289–452, 1991.
- [39] D.-H. Kim, T. Okuno, S. K. Kim, S.-H. Oh, T. Nishimura, Y. Hirata, Y. Futakawa, H. Yoshikawa, A. Tsukamoto, Y. Tserkovnyak *et al.*, “Low magnetic damping of ferrimagnetic gdfeco alloys,” *Physical review letters*, vol. 122, no. 12, p. 127203, 2019.
- [40] L. Bainsla, A. Kumar, A. A. Awad, C. Wang, M. Zahedinejad, N. Behera, H. Fulara, R. Khymyn, A. Houshang, J. Weissenrieder *et al.*, “Ultrathin ferrimagnetic gdfeco films with low damping,” *Advanced Functional Materials*, vol. 32, no. 23, p. 2111693, 2022.
- [41] G. Sala, V. Krizakova, E. Grimaldi, C.-H. Lambert, T. Devolder, and P. Gambardella, “Real-time hall-effect detection of current-induced magnetization dynamics in ferrimagnets,” *Nature communications*, vol. 12, p. 656, 2021.
- [42] G. Sala, J. Meyer, A. Flechsig, L. Gabriel, and P. Gambardella, “Deterministic and stochastic aspects of current-induced magnetization reversal in perpendicular nanomagnets,” *Physical Review B*, vol. 107, no. 21, p. 214447, 2023.
- [43] E. Haltz, J. Sampaio, S. Krishnia, L. Berges, R. Weil, and A. Mougin, “Measurement of the tilt of a moving domain wall shows precession-free dynamics in compensated ferrimagnets,” *Scientific Reports*, vol. 10, no. 1, p. 16292, 2020.