

# ProMed: Shapley Information Gain Guided Reinforcement Learning for Proactive Medical LLMs

Hongxin Ding<sup>1\*</sup>, Baixiang Huang<sup>1\*</sup>, Yue Fang<sup>1\*</sup>,  
Weibin Liao<sup>1</sup>, Xinke Jiang<sup>1</sup>, Zheng Li<sup>1</sup>, Junfeng Zhao<sup>1,2†</sup>, Yasha Wang<sup>2,3†</sup>

<sup>1</sup> School of Computer Science, Peking University, Beijing, China

<sup>2</sup> Key Laboratory of High Confidence Software Technologies, Ministry of Education, Beijing, China

<sup>3</sup> National Engineering Research Center For Software Engineering, Peking University, Beijing, China

✉ dinghx@pku.edu.cn

🔗 github.com/hxxding/ProMed

## Abstract

Interactive medical questioning is essential in real-world clinical consultations, where physicians must actively gather information from patients. While medical Large Language Models (LLMs) have shown impressive capabilities in static medical question answering, they predominantly operate under a reactive paradigm: generating answers directly without seeking additional information, which risks incorrect diagnoses in such interactive settings. To address this limitation, we propose **ProMed**, a reinforcement learning (RL) framework that transitions medical LLMs toward a proactive paradigm, equipping them with the ability to ask clinically valuable questions before decision-making. At the core of ProMed is the Shapley Information Gain (SIG) reward, which quantifies the clinical utility of each question by combining the amount of newly acquired information with its contextual importance, estimated via Shapley values. We integrate SIG into a two-stage training pipeline: (1) SIG-Guided Model Initialization uses Monte Carlo Tree Search (MCTS) to construct high-reward interaction trajectories to supervise the model, and (2) SIG-Augmented Policy Optimization, which integrates SIG and enhances RL with a novel SIG-guided Reward Distribution Mechanism that assigns higher rewards to informative questions for targeted optimization. Extensive experiments on two newly curated partial-information medical benchmarks demonstrate that ProMed significantly outperforms state-of-the-art methods by an average of 6.29% and delivers a 54.45% gain over the reactive paradigm, while also generalizing robustly to out-of-domain cases.

## 1 Introduction

Interactive medical questioning is essential to realistic clinical consultations, where patients typically begin with vague chief complaints and physicians must actively pose questions to gather critical patient information before reaching a diagnosis. Current medical LLMs (Singhal et al. 2025; Wu et al. 2024; Zhang et al. 2023), despite strong performance on static tasks such as medical exams (Ding et al. 2024; Jiang et al. 2025) and disease diagnosis (McDuff et al. 2025; Xu et al. 2025b), fail to address such inter-

\*These authors contributed equally.

†Corresponding Authors.

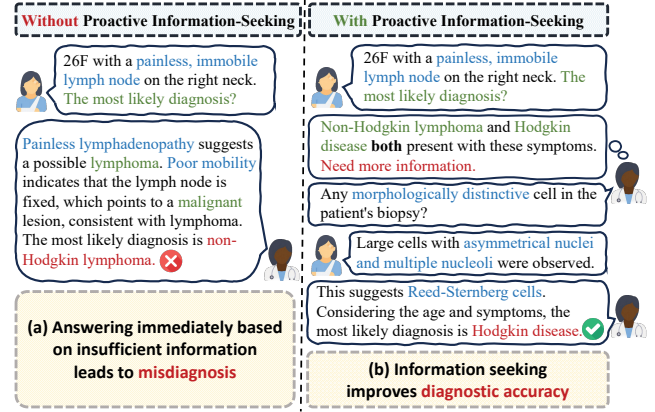


Figure 1: An example of the clinical consultation scenario: relying on partial information causes misdiagnosis (a), actively seeking information enables accurate diagnosis (b).

active settings. They predominantly operate under a *reactive paradigm*: generating answers based on the initial input, without seeking additional information. This misalignment risks misdiagnosis and compromises patient safety, as illustrated in Figure 1. To bridge this gap, we advocate for a *shift from the reactive paradigm toward a proactive paradigm*, empowering LLMs to acquire information through purposeful questioning before making clinical decisions.

Recent efforts toward interactive medical LLMs primarily rely on prompt engineering or supervised fine-tuning (SFT). Prompt-based methods (Li et al. 2024; Hu et al. 2024; Liu et al. 2025a; Wang et al. 2025b; Zhu and Wu 2025) elicit question-asking via prompting frameworks, but offer no fundamental improvements to LLMs' proactive ability, often underperforming direct answering. SFT-based methods (Liu et al. 2025b; Liao et al. 2023) train models on static multi-turn dialogues to imitate interactions, but lack adaptability to diverse, unpredictable patient scenarios. In contrast, effective medical questioning requires agent-like behavior: assessing state, incorporating feedback, and selecting actions adaptively. Motivated by the success of reinforcement learning (RL) (Sutton, Barto et al. 1999; Kaelbling, Littman, and

Moore 1996) in interactive decision-making tasks like web navigation (Qi et al. 2025) and tool use (Feng et al. 2025), we explore whether RL can similarly guide medical LLMs toward the proactive paradigm, enabling them to acquire information through targeted questioning.

Another central challenge in interactive medical questioning is defining what constitutes a **clinically valuable question**. Existing evaluations rely on heuristics or LLM-scored metrics (Wang et al. 2025b), lacking objective grounding. Others apply leave-one-out evaluations to assess a question’s effect on model confidence (Hu et al. 2024; Lee et al. 2025; Mazzaccara, Testoni, and Bernardi 2024; Zhu and Wu 2025), yet overlook the combinatorial nature of medical reasoning. As accurate diagnosis often depends on multiple facts, a question’s utility may only emerge when combined with others, rendering isolated evaluations inadequate. Since follow-up questions aim to acquire information, we posit that their values should be quantified by **information gain**. Given that medical facts can depend on, reinforce, or invalidate each other, this gain should account for their collaborative and competitive interactions. **Cooperative game theory** (Branzei, Dimitrov, and Tijs 2008) offers a principled solution, modeling facts as interacting players with context-dependent contributions, well-suited for this scenario. *We therefore propose to quantify a question’s clinical utility through its information gain, while capturing interactions among medical facts via cooperative game theory.*

Combining these insights, our central goal is to **train proactive medical LLMs via RL, guided by a reward signal grounded in cooperative game theory to reflect the clinical utility of questions**. Achieving this goal raises two core technical challenges: **❶ Challenge#1: Reward Design**. Existing approaches lack a principled reward mechanism to quantify question utilities in the complex clinical contexts. The challenge lies in developing a robust reward function that captures both the informativeness and contextual importance of information. **❷ Challenge#2: Reward Utilization**. While recent RL methods such as Group Relative Policy Optimization (GRPO) (Shao et al. 2024) provide a general framework for post-training LLMs, they often lack mechanisms to leverage question-level rewards for stable and fine-grained policy optimization. The challenge lies in designing a strategy that effectively utilizes the signal to enable targeted and reward-aligned learning.

To address these challenges, we propose a RL framework for training **Proactive Medical LLMs (ProMed)**. For **Challenge#1**, we introduce the novel *Shapley Information Gain (SIG)* reward mechanism. SIG utilizes Shapley values (Winter 2002) from cooperative game theory to measure the importance of medical information while considering its interactions, thus yielding a context-aware information gain to precisely quantify questions’ clinical utility. For **Challenge#2**, we closely integrate SIG into the RL training process through a two-stage design. *Stage 1: SIG-Guided Model Initialization* employs Monte Carlo Tree Search (MCTS) and the SIG reward to systematically explore optimal doctor-patient interaction trajectories for supervised warm-up, which mitigates instability and poor convergence caused by weak initial policies (Wang et al. 2025a;

Xu et al. 2025a), and also alleviates the scarcity of high-quality medical interaction data. *Stage 2: SIG-Augmented Policy Optimization* incorporates SIG into GRPO, enhanced by a novel *SIG-Guided Reward Distribution Mechanism*. Unlike standard GRPO that assigns uniform rewards to all tokens, our strategy allocates proportionally to each question’s clinical utility, enabling more targeted, fine-grained policy optimization that reinforces LLM’s proactive ability.

**Our contributions are as follows:**

- **Insightfully**, we pioneer the shift medical LLMs from a reactive toward a proactive paradigm via RL, introducing ProMed, a tailored RL framework designed to enhance LLMs’ proactive information-seeking ability.
- **Technically**, we develop the SIG reward that incorporates cooperative game theory to model medical information interactions, leveraging Shapley values to precisely quantify question utility, and design a tailored reward distribution mechanism for fine-grained optimization.
- **Experimentally**, extensive evaluations on two benchmarks demonstrate that ProMed significantly outperforms existing methods and exhibits robust generalization to out-of-distribution (OOD) cases.
- **Practically**, we construct two publicly available benchmarks targeting interactive medical questioning, complete with train-validation-test splits, providing valuable resources for future research advancements.

## 2 Task Definition

We formulate the **Interactive Medical Questioning** task, which closely mirrors realistic clinical consultations where patients typically provide incomplete information during initial inquiries. Each patient case in the dataset  $\mathcal{D} = \{\mathcal{X}_i\}_{i=1}^N$  is defined as  $\mathcal{X} = \{Q, \mathcal{F}, A^*\}$  and consists of:

- $\mathcal{F} = \{f_1, f_2, \dots, f_n\}$ : the complete set of atomic facts that fully describe the patient’s clinical condition, each  $f_i$  representing a minimal, self-contained information unit (e.g., a symptom, a lab test result);
- $Q$  the atomic clinical inquiry without any information;
- $A^*$  the ground-truth answer based on the full set  $\mathcal{F}$ .

We model the LLM as an **interactive agent** operating in a dynamic environment, where it proactively acquires information through multi-turn questioning. The interaction starts with a **partial information question**  $Q_p = (F_p, Q)$ , where  $F_p \subset \mathcal{F}$  represents limited patient information (e.g., a chief complaint). At each turn  $t$ , the model assesses the current dialogue history  $\mathcal{H}_{t-1} = (q_1, r_1), \dots, (q_{t-1}, r_{t-1})$  and forms an internal belief state  $s_{t-1}$  about the patient, determining whether it has sufficient information. Based on this, it takes action  $a_t$ : either asking a **follow-up question**  $q_t$  and receiving the patient response  $r_t$ , or terminating the interaction by outputting an answer  $A'$ .

## 3 Methodology

### 3.1 Overview

As illustrated in Figure 2, ProMed includes three modules:

- **Shapley Information Gain Reward** quantifies the clinical utility of questions to guide SFT and RL.

- **SIG-Guided Model Initialization** uses MCTS with SIG to explore high-quality interaction trajectories to initiate the model’s information-seeking behavior via SFT.
- **SIG-Augmented Policy Optimization** integrates SIG into GRPO with a tailored reward distribution for targeted, fine-grained optimization.

### 3.2 Shapley Information Gain Reward

To guide LLMs’ question-asking behavior with accurate and clinical-aware rewards, we propose *Shapley Information Gain* (SIG), which measures the clinical utility of follow-up questions by quantifying the amount and clinical value of newly acquired information while accounting for fact importance and interactions through cooperative game theory.

**Atomic Fact Foundation.** Our information gain reward aims to quantify the *incremental information* elicited by each question. We define the amount of information as the *number of newly acquired atomic facts*. To enable this, we leverage the pre-constructed ground-truth set of atomic facts  $\mathcal{F} = f_1, f_2, \dots, f_n$  defined in Section 2, where each  $f_i$  represents a unit of information, allowing us to explicitly track what facts have been acquired at any point during the consultation and quantify the information gain from each question.

**State Approximation via Dynamic Understanding Generation.** At each dialogue turn  $t$ , after the model poses a follow-up question  $q_t$  and receives the patient’s response  $r_t$ , the dialogue history is updated to:  $\mathcal{H}_t = \{(q_1, r_1), (q_2, r_2), \dots, (q_t, r_t)\}$ . To approximate the model’s internal belief state  $s_t$  in an interpretable form for subsequent analysis, we employ a *doctor understanding prompt* (Appendix G) that instructs the model to articulate its understanding of patient condition  $U_t$  based on  $Q_p$  and  $\mathcal{H}_t$ .  $U_t$  captures the model’s current grasp of patient information and serves as a proxy for its internal belief state  $s_t$ .

**Fact-Level Information Gain.** To quantify the informational value of question  $q_t$ , we measure the change in the model’s understanding before and after receiving its response  $r_t$ . Specifically, we implement a fact-checking module by prompting a high-capacity LLM to determine whether each fact  $f_i \in \mathcal{F}$  is entailed in  $U_t$ . The raw Information Gain (IG) is defined as the difference in fact coverage between the current and previous understanding states:

$$IG(q_t) = \frac{1}{|\mathcal{F}|} \sum_{f_i \in \mathcal{F}} [\mathbf{1}(f_i \subseteq U_t) - \mathbf{1}(f_i \subseteq U_{t-1})], \quad (1)$$

where  $\mathbf{1}(\cdot)$  is the indicator function based on the fact-checker’s judgments. The IG score captures the number of newly acquired facts elicited by  $q_t$ , but assumes equal and independent contributions across all facts.

**Atomic Fact Shapley Calculation.** In clinical practice, information differs in diagnostic value and often exhibits non-trivial interactions. For instance, a chest CT scan is typically more informative in diagnosing pneumonia than a reported fever (Balafar et al. 2024). The straightforward recall-based IG fails to capture such distinctions. A common approach to measure information importance is by measuring the change in model’s uncertainty when the fact is included (Hu et al. 2024; Zhu and Wu 2025). However, such “leave-one-out”

evaluations treat facts in isolation and overlook their complex dependencies and interactions. For instance, diagnosing acute appendicitis requires a combination of symptoms, including elevated white blood cell count, right lower abdominal tenderness, and Blumberg’s sign (Snyder, Guthrie, and Cagle 2018). Omitting one symptom may not significantly affect the model’s prediction if the others are absent, thereby underestimating its true clinical value. To account for **(1) the varying clinical importance of facts** and **(2) the interactions among them**, we adopt the **Shapley value** framework (Winter 2002) from cooperative game theory to more precisely and robustly attribute information importance.

Formally, given an LLM  $M_\theta$  parameterized by  $\theta$ , an atomic question  $Q$  and the desired answer  $A^*$ , the value of a subset of atomic facts  $S \subseteq \mathcal{F}$  is defined as the log-probability of predicting  $A^*$  based on  $Q$  and  $S$ :

$$v(S) = \log P_\theta(A^* | Q, S). \quad (2)$$

The value function quantifies the contribution of facts to the model’s correct prediction, thus reflecting their utility to the current model. The Shapley value  $\phi(f_i)$  of fact  $f_i$  is the expected marginal gain in  $v(S)$  when  $f_i$  is added to all subsets:

$$\phi(f_i) = \frac{1}{|\mathcal{F}|!} \sum_{S \subseteq \mathcal{F} \setminus f_i} |S|!(|\mathcal{F}| - |S| - 1)! [v(S \cup f_i) - v(S)], \quad (3)$$

This calculation captures the individual importance of each fact via its marginal contribution, and their complex interactions by considering all possible combinations of facts, thus addressing the two aforementioned clinical factors.

Since enumerating all  $2^{|\mathcal{F}|}$  subsets is computationally infeasible, we implement a *Monte Carlo approximation* algorithm (pseudo-codes in Appendix C). At each iteration  $k$ , we sample a random permutation  $\pi^{(k)}$  of  $\mathcal{F}$  and sequentially compute the marginal contribution of each fact as it is added. The Shapley estimate is updated via online averaging:

$$\phi^{(k)}(f_i) = \frac{k-1}{k} \phi^{(k-1)}(f_i) + \frac{1}{k} [v(S_i^{\pi^{(k)}} \cup f_i) - v(S_i^{\pi^{(k)}})], \quad (4)$$

where  $S_i^{\pi^{(k)}}$  denotes the set of facts preceding  $f_i$  in permutation  $\pi^{(k)}$ . The process continues until the Shapley estimates converge within a tolerance  $\epsilon$ , enabling a controllable trade-off between efficiency and accuracy.

**Shapley Information Gain Reward Calculation.** Once the Shapley values  $\{\phi(f_1), \phi(f_2), \dots, \phi(f_n)\}$  are obtained, we compute their softmax-normalized weights:

$$\tilde{\phi}_i = \frac{\exp(\phi(f_i))}{\sum_{j=1}^n \exp(\phi(f_j))}, \quad (5)$$

The Shapley Information Gain (SIG) for question  $q_t$  is:

$$\text{SIG}(q_t) = \sum_{f_i \in \mathcal{F}} \tilde{\phi}_i [\mathbf{1}(f_i \subseteq U_t) - \mathbf{1}(f_i \subseteq U_{t-1})], \quad (6)$$

This formulation captures the importance-weighted information gain induced by a question, encouraging the model to prioritize acquiring information that is both novel and clinically impactful. It can be used to guide SFT data collection and drive policy optimization via reinforcement learning.

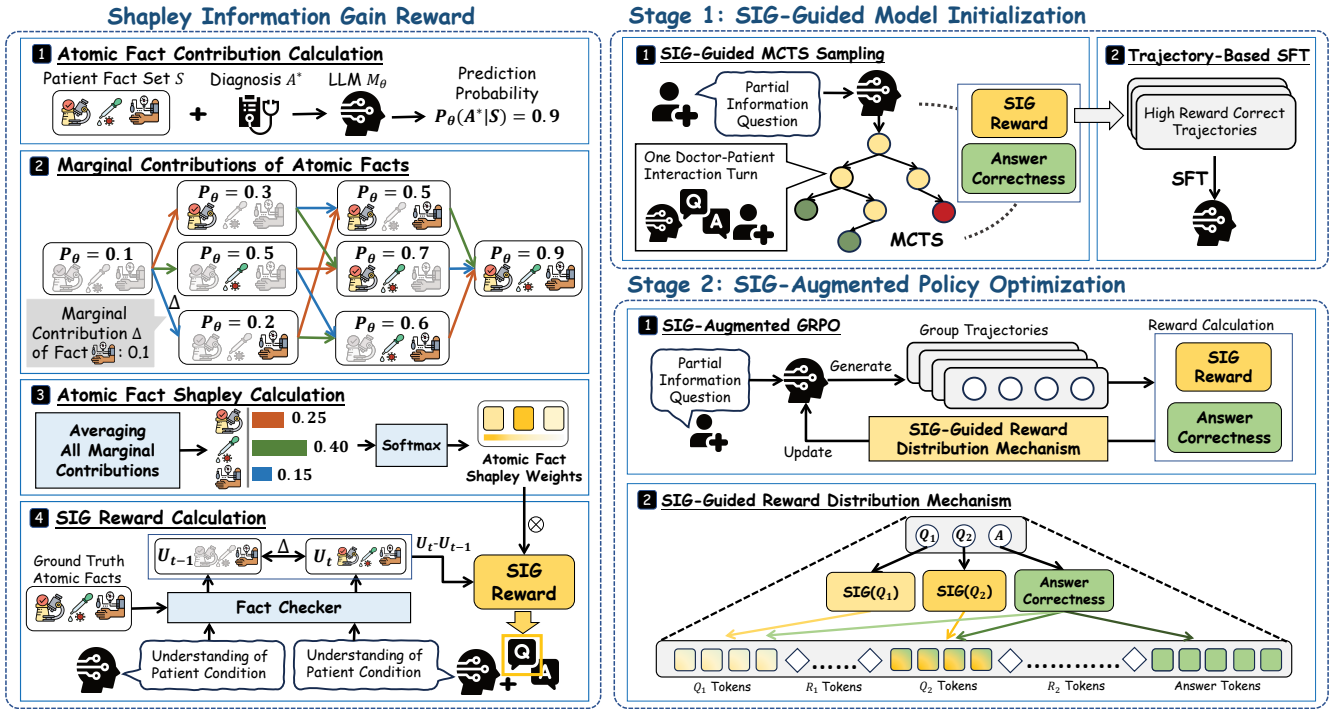


Figure 2: **ProMed framework**. **Shapley Information Gain Reward** calculates rewards for questions. **Stage 1** generates high-reward trajectories via MCTS for SFT. **Stage 2** distributes rewards and optimizes the policy via RL.

### 3.3 SIG-Guided Model Initialization

This stage initializes the LLM’s information-seeking policy on high-quality multi-turn interaction trajectories explored by *SIG-Guided MCTS Sampling* via *Trajectory-based SFT*.

**SIG-Guided MCTS Sampling.** To construct optimal interaction trajectories, we apply MCTS (Coulom 2006) guided by SIG, where each search simulates a dialogue tree rooted at the initial partial information question  $Q_p$ . Each intermediate node  $n_t = (q_t, r_t)$  represents the model asking a follow-up question  $q_t$  and receiving corresponding response  $r_t$  and each leaf node representing a final answer  $A'$ . The expansion is governed by a system prompt (Appendix G) that instructs the model to ask or answer based on its assessment of current information sufficiency. The SIG reward, computed as in Eq 6, guides exploration for better paths by quantifying the clinical value of each questioning node. The MCTS proceeds through the following steps (see Appendix C for more details and pseudo-codes):

- **Selection.** A path is selected via Upper Confidence Bound for Trees (UCT) (Kocsis and Szepesvári 2006).
- **Expansion.** Upon selected node  $n_{t-1}$ , the model either generates a follow-up question  $q_t$  and receives  $r_t$  (thus expanding new node  $n_t$ ) or decides to answer  $A'$ .
- **Simulation.** The interaction trajectory continues until termination or predefined depth limit, with accumulated  $SIG(q_t)$  rewards and a final correctness reward for  $A'$ .
- **Backpropagation.** The total reward of the trajectory is propagated to update all visited nodes.

The overall reward for each complete interaction trajectory

$\tau = \{Q_p, (q_1, r_1), \dots, (q_T, r_T), A'\}$  is calculated as:

$$R(\tau) = \alpha \cdot \mathbf{1}(A' = A^*) + \beta \sum_{t=1}^T SIG(q_t), \quad (7)$$

where  $\alpha$  and  $\beta$  are coefficients controlling outcome and process reward. The search process is conducted on patient cases in the training data. We retain the answer-correct trajectory with the highest  $R(\tau)$  for each patient.

**Trajectory-Based SFT.** We fine-tune the LLM on selected high-reward trajectories to imitate the optimal information-seeking behavior, learning when to ask, what to ask, and when to stop and answer. We supervise only the model-generated tokens, i.e., the follow-up questions  $\{q_1, \dots, q_T\}$  and the final answer  $A'$ , while masking out patient responses and prompts during loss computation and gradient propagation. The loss function is:

$$\begin{aligned} \mathcal{L}_{\text{SFT}} &= \mathbb{E}_{\tau \sim \mathcal{D}_{\text{SFT}}} \left[ \sum_{t=1}^T \mathcal{L}_{\text{ask}}^{(t)} + \mathcal{L}_{\text{answer}} \right], \\ \mathcal{L}_{\text{ask}}^{(t)} &= -\log P_\theta(q_t | Q_p, \{(q_i, r_i)\}_{i=1}^{t-1}) \\ \mathcal{L}_{\text{answer}} &= -\log P_\theta(A' | Q_p, \{(q_i, r_i)\}_{i=1}^T) \end{aligned} \quad (8)$$

### 3.4 SIG-Augmented Policy Optimization

This stage further enhances the model’s proactive information-seeking ability via RL by extending GRPO with our SIG reward. A novel *SIG-Guided Reward Distribution Mechanism* decomposes trajectory-level rewards

into action-level signals, prioritizing clinically valuable questions for targeted, fine-grained optimization.

**SIG-Guided Reward Distribution Mechanism.** We follow the GRPO workflow. For each partial information question  $Q_p$ , a group of trajectories  $\mathcal{G} = \{\tau_1, \dots, \tau_K\}$  is sampled from the current policy  $\pi_{\theta_{old}}$ . The trajectory-level reward  $R(\tau_i)$  is computed via Eq 6, capturing both the outcome correctness and cumulative information gain.

In standard GRPO, the trajectory-level reward is used to derive the group-relative advantage by comparing the performance of trajectories within the group. This advantage is uniformly assigned to all model-generated tokens, assuming that each token, whether part of a question or the final answer, contributes equally to the outcome. While this approach captures the overall quality of the trajectory, it overlooks its internal heterogeneity: some questions may elicit more clinical information while others may be redundant or irrelevant. Consequently, such equal feedback fails to prioritize questions with higher clinical values.

To address this limitation, we introduce the SIG-guided reward distribution mechanism, which decomposes the trajectory-level reward  $R(\tau)$  into action-specific rewards for each question and the final answer. Formally:

- Each follow-up question  $q_t$  receives:

$$R(q_t) = \beta \cdot \text{SIG}(q_t) + \lambda_q \cdot w_t \cdot \mathbf{1}(A' = A^*),$$

$$\text{where } w_t = \frac{\text{SIG}(q_t)}{\sum_{j=1}^T \text{SIG}(q_j)}. \quad (9)$$

- The final answer  $A'$  receives:

$$R(A') = \lambda_a \cdot \mathbf{1}(A' = A^*). \quad (10)$$

Here,  $\lambda_q + \lambda_a = \alpha$  ensures the total correctness reward is preserved and fully distributed across actions. The normalized SIG weight  $w_t$  reflects the relative contribution of each question to the final answer. This decomposition guarantees that action-level rewards add up to the trajectory reward:

$$\sum_{t=1}^T R(q_t) + R(A') = R(\tau) \quad (11)$$

To provide token-level feedback, action rewards are further propagated to individual tokens. Let  $\{x_1, x_2, \dots, x_N\}$  denote the token sequence of trajectory  $\tau$ . Each token  $x_i$  inherits the reward of the action it belongs to:

$$r(x_i) = \begin{cases} R(q_t), & \text{if } x_i \in q_t \\ R(A'), & \text{if } x_i \in A' \\ 0, & \text{otherwise} \end{cases} \quad (12)$$

This assignment ensures that actions providing more clinical utility receive proportionally higher rewards, encouraging the generation of informative questions that contribute meaningfully to the correct outcome.

**Final Optimization Objective.** Next, we normalize token-level rewards across the group  $\mathcal{G}$  to obtain group-relative token-level advantages. Let  $\mathcal{R}_G = \{r(x_i) \mid x_i \in \tau_k, \tau_k \in$

$\mathcal{G}\}$  be the set of all token rewards across the group. The advantage  $\hat{A}(x)$  for each token  $x$  is computed as:

$$\hat{A}(x_i) = \frac{r(x_i) - \text{mean}(\mathcal{R}_G)}{\text{std}(\mathcal{R}_G)}, \quad (13)$$

Finally, we apply the token-level advantages to the optimization objective. Let  $\hat{A}_{k,i}$  denote the advantage of token  $x_i$  in trajectory  $\tau_k$ . The optimization objective is defined as:

$$\mathcal{J}(\theta) = \mathbb{E}_{Q_p \sim \mathcal{D}, \{\tau_k\}_{k=1}^K \sim \pi_{\theta_{old}}} \left[ \frac{1}{K} \sum_{k=1}^K \frac{1}{|\tau_k|} \sum_{i=1}^{|\tau_k|} \min(r_{k,i} \hat{A}_{k,i}, \text{clip}(r_{k,i}, 1 \pm \epsilon) \hat{A}_{k,i}) \right] \quad (14)$$

where the importance ratio is defined as:

$$r_{k,i} = \frac{\pi_{\theta}(\tau_{k,i} \mid Q_p, \tau_{k,<i})}{\pi_{\theta_{old}}(\tau_{k,i} \mid Q_p, \tau_{k,<i})}. \quad (15)$$

Here,  $\pi_{\theta}$  is the policy model, and  $\tau_{k,<i}$  is the decoding context preceding token  $x_i$ . This optimization objective assigns fine-grained credit within trajectories, allowing the model to receive differentiated gradient at the token level.

**Model-Aware Dynamic Rewarding.** A key property of policy optimization is that the atomic fact Shapley used within the SIG reward are dynamically computed during training, rather than precomputed once on the patient cases. Specifically, the importance of each atomic fact is estimated via its Shapley value based on the model’s current prediction probabilities (see Eq 3). As the model parameters evolve during training, these Shapley values are recalculated at each update step to reflect the model’s changing belief about which facts are most important. This design ensures that the SIG reward remains highly model-aware, accurately capturing the value of information relative to the model’s current state.

## 4 Experiments

### 4.1 Experimental Setup

**Datasets.** Experiments are conducted on two datasets derived from public multiple-choice medical benchmarks: **MedQA** (Jin et al. 2021) and **CMB** (Wang et al. 2024). Each original question is decomposed into atomic facts  $\mathcal{F}$  and an atomic question  $Q$  that excludes factual information. The model input is a partial information question  $Q_p$ , consisting of  $Q$  and a subset of  $\mathcal{F}$ : half of the facts for CMB and only the chief complaint for MedQA. Dataset construction and statistics can be found in Appendix D.

**Baselines.** We compare ProMed with a broad range of methods, categorized into three types:

- **Prompt-based.** **Direct** outputs answers without questioning. **Vanilla** uses the system prompt instructing to ask when information is insufficient. **COT** adds "Let’s think step by step" to encourage reasoning. **MCTS-BT** uses MCTS with self-evaluated reward for inference-time scaling, and selects the best trajectory, while **MCTS-MV** adopts majority voting over sampled trajectories. **MEDIQ** (Li et al. 2024) implements an abstention module. **UoT** (Hu et al. 2024) selects questions according to expected entropy reduction.

Type	LLM Turbo Method	Qwen3-1.7B		LLaMA3.2-3B		LLaMA3.1-8B	
		MedQA	CMB-Exam	MedQA	CMB-Exam	MedQA	CMB-Exam
Prompt	Direct	36.34±1.34	19.34±0.91	27.48±1.23	43.10±1.10	48.32±1.41	44.10±1.14
	Vanilla	31.05±1.30	29.01±1.02	30.81±1.26	1.78±0.30	40.11±1.32	44.49±1.10
	CoT	29.54±1.23	31.04±1.05	35.61±1.33	0.84±0.21	43.12±1.41	44.75±1.13
	MCTS-BT	29.77±1.29	30.28±1.05	30.24±1.32	21.50±0.95	34.41±1.35	42.95±1.15
	MCTS-MV	33.39±1.33	37.93±1.06	30.64±1.26	30.03±1.02	42.50±1.43	50.44±1.18
	MEDIQ	37.13±1.44	31.13±1.04	35.73±1.50	15.97±0.77	44.78±1.95	33.16±1.40
	UoT	36.94±1.30	43.79±0.99	36.71±1.18	40.57±1.01	36.68±1.32	44.04±1.02
SFT	DialogT	17.33±1.03	32.43±1.07	1.18±0.30	0.26±0.12	13.73±1.03	26.24±1.01
	SFT-GT	33.49±1.25	43.65±1.13	42.76±1.38	42.37±1.11	48.74±1.40	49.93±1.13
	SFT	36.85±1.36	44.30±1.10	41.83±1.35	43.60±1.13	49.39±1.43	47.15±1.12
	<b>ProMed(Stage 1)</b>	37.61±1.37	45.69±1.16	43.69±1.37	<u>45.07±1.17</u>	52.63±1.44	<u>51.78±1.15</u>
SFT+RL	ProMed(Stage 1)+DPO	<u>38.06±1.37</u>	42.42±1.09	43.44±1.46	42.87±1.14	52.80±1.40	47.87±1.14
	ProMed(Stage 1)+GRPO	37.62±1.39	46.61±1.22	46.32±1.37	44.76±1.31	54.60±1.37	51.43±1.13
	<b>ProMed(Stage 1+2)</b>	<b>39.93±1.43</b>	<b>51.98±1.17</b>	<b>47.38±1.54</b>	<b>46.25±1.13</b>	<b>55.60±1.30</b>	<b>59.33±1.11</b>
*Performance Gain ↑		4.91	11.52	2.29	2.62	1.83	14.58

Table 1: Performance comparison (%) on **MedQA** and **CMB-Exam**. **Bold** indicates the best performance, underline the second-best. Performance gains are computed as the relative improvements over the second-best performances.

- **SFT-based. DialogT** (Liu et al. 2025b) reformulates QAs as dialogues and fine-tunes the model. **SFT-GT** uses gold answers for supervision. **SFT** samples correct trajectories without SIG-guided MCTS.
- **SFT+RL**. RL are conducted upon ProMed (Stage 1) initialization for fair comparison. **DPO** contrasts correct and incorrect trajectories sampled from the model. **GRPO** uses trajectory-level correctness reward.

**Evaluation Metrics.** We report **exact match accuracy**, where a prediction is considered correct only if it exactly matches the ground-truth set of answer choices. The model selected options (e.g., “A”, “CD”) are extracted from its final answer. Accuracy is computed as:

$$Accuracy = \frac{\text{Correct Predictions (Exact Match)}}{\text{Total Questions}} \times 100$$

**Implementations.** Experiments are conducted on *Instruct* LLMs of varying architectures and scales: *LLaMA3.1-8B*, *LLaMA3.2-3B* (Dubey et al. 2024), and *Qwen3-1.7B* (Yang et al. 2025). The patient is simulated by *Qwen2.5-72B* (details in Appendix B). SFT data is sampled using Deepseek-R1 (Guo et al. 2025). Training-based methods are trained on each benchmark’s training set and evaluated on the test set, while prompt-based methods are directly tested. Implementation details are provided in Appendix E.

## 4.2 Main Results

Experiment results across three models and two benchmarks are shown in Table 1. We summarize key findings below:

**Training for proactive questioning is essential.** Direct answering without acquiring information yields poor accuracy (e.g., 19.34% on CMB, Qwen3-1.7B), demonstrating the necessity to address the reactive paradigm of LLMs under information insufficiency. Prompt-based methods, including advanced frameworks like UoT and MEDIQ, fail to consistently outperform direct answering (e.g., UoT on LLaMA3.2-3B MedQA). These results highlight the limitations of prompting and the importance of targeted training.

**ProMed significantly outperforms existing methods and effectively enhances LLMs’ proactive information-seeking ability.** ProMed consistently achieves the highest accuracy, surpassing baselines by a large margin, with a relative improvement of **6.29%** over the second-bests and a striking **54.45%** average gain over direct answering, demonstrating that ProMed effectively shifts LLMs from passively reacting to proactively acquiring information, which supports its potential for practical clinical consultations.

**ProMed(Stage 1) provides high-quality supervision via SIG-guided MCTS.** Among SFT-based methods, **ProMed(Stage 1)**, which leverages SIG-guided MCTS to sample clinically valuable interaction trajectories, achieves the best performance. In contrast, DialogT constructs general multi-turn dialogues that fail to target information gaps, while standard SFT, which retain answer-correct sampled trajectories without assessing question quality, also underperforms. To ensure the performance gain stems from improved questioning rather than answer memorization, we fine-tune the model using ground-truth answers (SFT-GT) instead of sampled trajectories. Despite leveraging more data, SFT-GT still underperforms ProMed, confirming that SIG-guided MCTS offers higher-quality supervision and a stronger initialization for proactive ability.

**ProMed(Stage 2) further boosts proactive ability.** Start from the same ProMed(Stage 1) initialization, our SIG-Augmented Policy Optimization consistently outperforms other RL methods. While DPO and GRPO occasionally fail to improve the SFT-model, ProMed(Stage 2) offers stable and significant gains, underscoring the benefit of our tailored SIG reward and reward distribution in optimizing the model’s information-seeking strategy.

## 4.3 Analysis

**OOD testing** To verify that ProMed enhances LLMs’ proactive ability rather than overfitting to specific training data, we conduct out-of-domain (OOD) evaluation on LLaMA3.1-8B-Instruct without loss of generality. Models



Method	CMB→MedQA	MedQA→CMB
Vanilla	40.11	44.49
GRPO	51.29	40.83
DPO	49.88	42.32
<b>ProMed</b>	<b>52.08</b>	<b>45.48</b>

Table 2: OOD generalization on LLaMA3.1-8B-Instruct. Models trained on one benchmark are tested on the other.

Ablation	MedQA	OOD-CMB
Vanilla	40.11	44.49
w/o Stage 1	35.59	43.78
w/o Stage 2	53.26	41.44
w/o SIG	54.42	40.83
w/o Shapley	54.55	42.73
w/o Distribution	54.60	45.00
<b>ProMed</b>	<b>55.60</b>	<b>45.48</b>

Table 3: Ablation studies of ProMed trained on MedQA and tested on in-domain (MedQA) and OOD (CMB-Exam) data.

trained on one benchmark are tested on the other. As shown in Table2, ProMed outperforms strong baselines across OOD settings and consistently brings performance gains, confirming that it promotes transferable proactive ability and induces a global shift in from reactive to proactive paradigm. Interestingly, training on CMB generalizes better to MedQA than the reverse, possibly due to CMB’s greater difficulty and diversity, which offers richer training signals.

**Ablation Studies** We systematically ablate key components of ProMed to validate their effectiveness. Experiments are conducted on LLaMA3.1-8B-Instruct trained on MedQA, and evaluated on both in-domain and OOD settings (Table3). **Both stages are essential and complementary.** Removing either SIG-guided Model Initialization or SIG-Augmented Policy Optimization leads to substantial performance drops. Notably, removing Stage 1 causes the largest in-domain drop, highlighting that a good initialization is crucial for avoiding poor RL convergence. Removing Stage 2 severely hurts OOD performance, confirming the importance of SIG-based policy optimization for generalization. **Each component in the reward design contributes to the model’s performance.** Removing the SIG reward entirely reduces in-domain performance and significantly hurts OOD generalization. Removing the Shapley weighting or the reward distribution mechanism also leads to consistent drops, confirming the importance of modeling question utility and allocating fine-grained reward accordingly.

**Comparison with Medical LLMs** To further validate the necessity of optimizing proactive information-seeking, we compare our ProMed-tuned models (LLaMA3-8B and Qwen3-1.7B, trained on CMB) with open-source medical LLMs *HuatuoGPT-o1-7B* (Chen et al. 2024) and *OpenBioLLM-8B* (Shi et al. 2025), as shown in Figure 3. **ProMed enables strong interactive reasoning beyond medical training.** Despite being of comparable or even

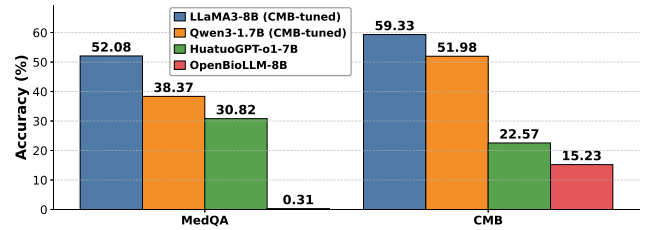


Figure 3: Performance comparison with medical LLMs.

smaller scale, ProMed-optimized models outperform existing medical LLMs on both benchmarks by large margins, demonstrating that medical pretraining alone does not endow LLMs with robust interactive diagnostic abilities. These findings confirm that targeted training with our framework is essential for enabling clinically valuable interaction.

Additional analysis can be found in appendix F.

## 5 Related Work

**LLMs for Interactive Medical Questioning.** Efforts have aimed to equip LLMs for multi-turn medical consultations. MMD-eval (Liu et al. 2025a) simulates doctor-patient interactions to evaluate LLMs. MEDIQ (Li et al. 2024) designs an abstention module and UoT (Hu et al. 2024) selects best questions according to simulated entropy-reduction. Others (Liu et al. 2025b; Liao et al. 2023) fine-tune LLMs on constructed dialogues. However, these approaches rely on backbone capacity or static data, failing to truly enhance LLMs’ proactive ability in dynamic dialogues. Question evaluation methods often rely on LLMs scored heuristics like usefulness or relevance (Wang et al. 2025b) or leave-one-out estimations (Hu et al. 2024; Lee et al. 2025; Zhu and Wu 2025; Mazzaccara, Testoni, and Bernardi 2024), which fail to rigorously quantify questions’ values in complex medical contexts. Overall, there remains a lack of training frameworks that accurately assess question and optimize for LLMs’ dynamic proactive ability.

**Reinforcement Learning for LLMs.** Reinforcement learning (RL) (Sutton, Barto et al. 1999; Kaelbling, Littman, and Moore 1996) has proven effective for enhancing LLMs. RLHF (OpenAI 2023; Kaufmann et al. 2024) aligns models via reward modeling and PPO (Schulman et al. 2017). DPO (Rafailov et al. 2023) bypasses explicit reward modeling by learning from preference pairs. GRPO (Shao et al. 2024) and DAPO (Yu et al. 2025) leverage group-wise advantages for optimization and enhance reasoning abilities. However, RL for interactive medical consultations with tailored rewards remains underexplored.

## 6 Conclusions and Future Works

We present ProMed, a novel RL framework that transforms medical LLMs from a reactive to a proactive paradigm for interactive medical questioning. By introducing the Shapley Information Gain reward, ProMed quantifies question utility while accounting for interactions among medical information in the clinical context. Built upon this, the two-stage SIG-augmented RL pipeline enables stable policy

initialization and targeted, fine-grained optimization via a novel reward distribution mechanism. Experiments show that ProMed significantly outperforms existing methods and generalizes robustly to OOD settings. In future work, we plan to extend this paradigm to incorporate long-term reasoning, structured knowledge, and broader domains requiring interactive decision-making.

## References

- Balafar, M.; Pouraghaei, M.; Ranjesh, M.; Dehghan, M.; Delkhorrami, A.; and Shams Vahdati, S. 2024. Comparison of the diagnostic value of ultrasound with chest CT scan in patients with unspecified pulmonary pneumonia in the emergency department. *Journal of Emergency Practice and Trauma*, 9(2): 87–91.
- Branzei, R.; Dimitrov, D.; and Tijs, S. 2008. *Models in cooperative game theory*. Springer.
- Chen, J.; Cai, Z.; Ji, K.; Wang, X.; Liu, W.; Wang, R.; Hou, J.; and Wang, B. 2024. Huatuogpt-o1, towards medical complex reasoning with llms. *arXiv preprint arXiv:2412.18925*.
- Coulom, R. 2006. Efficient selectivity and backup operators in Monte-Carlo tree search. In *International conference on computers and games*, 72–83. Springer.
- Ding, H.; Fang, Y.; Zhu, R.; Jiang, X.; Zhang, J.; Xu, Y.; Chu, X.; Zhao, J.; and Wang, Y. 2024. 3DS: Decomposed Difficulty Data Selection’s Case Study on LLM Medical Domain Adaptation. *arXiv preprint arXiv:2410.10901*.
- Dubey, A.; Jauhri, A.; Pandey, A.; Kadian, A.; Al-Dahle, A.; Letman, A.; Mathur, A.; Schelten, A.; Yang, A.; Fan, A.; et al. 2024. The llama 3 herd of models. *arXiv e-prints*, arXiv–2407.
- Feng, J.; Huang, S.; Qu, X.; Zhang, G.; Qin, Y.; Zhong, B.; Jiang, C.; Chi, J.; and Zhong, W. 2025. Retool: Reinforcement learning for strategic tool use in llms. *arXiv preprint arXiv:2504.11536*.
- Guo, D.; Yang, D.; Zhang, H.; Song, J.; Zhang, R.; Xu, R.; Zhu, Q.; Ma, S.; Wang, P.; Bi, X.; et al. 2025. Deepseek-r1: Incentivizing reasoning capability in llms via reinforcement learning. *arXiv preprint arXiv:2501.12948*.
- Hu, Z.; Liu, C.; Feng, X.; Zhao, Y.; Ng, S.-K.; Luu, A. T.; He, J.; Koh, P. W. W.; and Hooi, B. 2024. Uncertainty of thoughts: Uncertainty-aware planning enhances information seeking in llms. *Advances in Neural Information Processing Systems*, 37: 24181–24215.
- Jiang, X.; Zhang, R.; Xu, Y.; Qiu, R.; Fang, Y.; Wang, Z.; Tang, J.; Ding, H.; Chu, X.; Zhao, J.; and Wang, Y. 2025. HyKGE: A Hypothesis Knowledge Graph Enhanced RAG Framework for Accurate and Reliable Medical LLMs Responses. In Che, W.; Nabende, J.; Shutova, E.; and Pilehvar, M. T., eds., *Proceedings of the 63rd Annual Meeting of the Association for Computational Linguistics (Volume 1: Long Papers)*, 11836–11856. Vienna, Austria: Association for Computational Linguistics. ISBN 979-8-89176-251-0.
- Jin, D.; Pan, E.; Oufattole, N.; Weng, W.-H.; Fang, H.; and Szolovits, P. 2021. What disease does this patient have? a large-scale open domain question answering dataset from medical exams. *Applied Sciences*, 11(14): 6421.
- Kaelbling, L. P.; Littman, M. L.; and Moore, A. W. 1996. Reinforcement learning: A survey. *Journal of artificial intelligence research*, 4: 237–285.
- Kaufmann, T.; Weng, P.; Bengs, V.; and Hüllermeier, E. 2024. A survey of reinforcement learning from human feedback.
- Kocsis, L.; and Szepesvári, C. 2006. Bandit based monte-carlo planning. In *European conference on machine learning*, 282–293. Springer.
- Lee, D.-H.; Cho, H.; May, J.; and Pujara, J. 2025. What is a good question? utility estimation with llm-based simulations. *arXiv preprint arXiv:2502.17383*.
- Li, S.; Balachandran, V.; Feng, S.; Ilgen, J.; Pierson, E.; Koh, P. W. W.; and Tsvetkov, Y. 2024. Mediq: Question-asking llms and a benchmark for reliable interactive clinical reasoning. *Advances in Neural Information Processing Systems*, 37: 28858–28888.
- Liao, Y.; Meng, Y.; Liu, H.; Wang, Y.; and Wang, Y. 2023. An automatic evaluation framework for multi-turn medical consultations capabilities of large language models. *arXiv preprint arXiv:2309.02077*.
- Liu, R.; Xue, K.; Zhang, X.; and Zhang, S. 2025a. Interactive evaluation for medical llms via task-oriented dialogue system. In *Proceedings of the 31st International Conference on Computational Linguistics*, 4871–4896.
- Liu, Z.; Zhao, X.; Peng, J.; Zhu, Z.; Chen, Q.; Hu, X.; and Chen, T. 2025b. Dialogue is Better Than Monologue: Instructing Medical LLMs via Strategic Conversations. *arXiv preprint arXiv:2501.17860*.
- Mazzaccara, D.; Testoni, A.; and Bernardi, R. 2024. Learning to Ask Informative Questions: Enhancing LLMs with Preference Optimization and Expected Information Gain. In *Findings of the Association for Computational Linguistics: EMNLP 2024*, 5064–5074.
- McDuff, D.; Schaekermann, M.; Tu, T.; Palepu, A.; Wang, A.; Garrison, J.; Singhal, K.; Sharma, Y.; Azizi, S.; Kulkarni, K.; et al. 2025. Towards accurate differential diagnosis with large language models. *Nature*, 1–7.
- OpenAI. 2023. GPT-4 Technical Report. *ArXiv*, abs/2303.08774.
- Qi, Z.; Liu, X.; Iong, I. L.; Lai, H.; Sun, X.; Sun, J.; Yang, X.; Yang, Y.; Yao, S.; Xu, W.; et al. 2025. WebRL: Training LLM Web Agents via Self-Evolving Online Curriculum Reinforcement Learning. In *The Thirteenth International Conference on Learning Representations*.
- Rafailov, R.; Sharma, A.; Mitchell, E.; Manning, C. D.; Ermon, S.; and Finn, C. 2023. Direct preference optimization: Your language model is secretly a reward model. *Advances in neural information processing systems*, 36: 53728–53741.
- Schulman, J.; Wolski, F.; Dhariwal, P.; Radford, A.; and Klimov, O. 2017. Proximal policy optimization algorithms. *arXiv preprint arXiv:1707.06347*.
- Shao, Z.; Wang, P.; Zhu, Q.; Xu, R.; Song, J.; Bi, X.; Zhang, H.; Zhang, M.; Li, Y.; et al. 2024. Deepseekmath: Pushing the limits of mathematical reasoning in open language models. *arXiv preprint arXiv:2402.03300*.



- Shi, J.; Yuan, Y.; Wang, A.; and Nie, M. 2025. Fine-Tuning a Personalized OpenBioLLM Using Offline Reinforcement Learning. *Applied Sciences* (2076-3417), 15(5).
- Singhal, K.; Tu, T.; Gottweis, J.; Sayres, R.; Wulczyn, E.; Amin, M.; Hou, L.; Clark, K.; Pfohl, S. R.; Cole-Lewis, H.; et al. 2025. Toward expert-level medical question answering with large language models. *Nature Medicine*, 31(3): 943–950.
- Snyder, M. J.; Guthrie, M.; and Cagle, S. 2018. Acute appendicitis: efficient diagnosis and management. *American family physician*, 98(1): 25–33.
- Sutton, R. S.; Barto, A. G.; et al. 1999. Reinforcement learning. *Journal of Cognitive Neuroscience*, 11(1): 126–134.
- Wang, S.; Yu, L.; Gao, C.; Zheng, C.; Liu, S.; Lu, R.; Dang, K.; Chen, X.; Yang, J.; Zhang, Z.; et al. 2025a. Beyond the 80/20 rule: High-entropy minority tokens drive effective reinforcement learning for llm reasoning. *arXiv preprint arXiv:2506.01939*.
- Wang, X.; Chen, G.; Dingjie, S.; Zhiyi, Z.; Chen, Z.; Xiao, Q.; Chen, J.; Jiang, F.; Li, J.; Wan, X.; et al. 2024. CMB: A Comprehensive Medical Benchmark in Chinese. In *Proceedings of the 2024 Conference of the North American Chapter of the Association for Computational Linguistics: Human Language Technologies (Volume 1: Long Papers)*, 6184–6205.
- Wang, Z.; Li, H.; Huang, D.; Kim, H.-S.; Shin, C.-W.; and Rahmani, A. M. 2025b. Healthq: Unveiling questioning capabilities of llm chains in healthcare conversations. *Smart Health*, 100570.
- Winter, E. 2002. The shapley value. *Handbook of game theory with economic applications*, 3: 2025–2054.
- Wu, C.; Lin, W.; Zhang, X.; Zhang, Y.; Xie, W.; and Wang, Y. 2024. PMC-LLaMA: toward building open-source language models for medicine. *Journal of the American Medical Informatics Association*, 31(9): 1833–1843.
- Xu, H.; Zhu, Q.; Deng, H.; Li, J.; Hou, L.; Wang, Y.; Shang, L.; Xu, R.; and Mi, F. 2025a. KDRL: Post-Training Reasoning LLMs via Unified Knowledge Distillation and Reinforcement Learning. *arXiv preprint arXiv:2506.02208*.
- Xu, Y.; Jiang, X.; Chu, X.; Qiu, R.; Feng, Y.; Ding, H.; Zhao, J.; Wang, Y.; and Xie, B. 2025b. DearLLM: Enhancing Personalized Healthcare via Large Language Models-Deduced Feature Correlations. In *Proceedings of the AAAI Conference on Artificial Intelligence*, volume 39, 941–949.
- Yang, A.; Li, A.; Yang, B.; Zhang, B.; Hui, B.; Zheng, B.; Yu, B.; Gao, C.; Huang, C.; Lv, C.; et al. 2025. Qwen3 technical report. *arXiv preprint arXiv:2505.09388*.
- Yu, Q.; Zhang, Z.; Zhu, R.; Yuan, Y.; Zuo, X.; Yue, Y.; Dai, W.; Fan, T.; Liu, G.; Liu, L.; et al. 2025. Dapo: An open-source llm reinforcement learning system at scale. *arXiv preprint arXiv:2503.14476*.
- Zhang, H.; Chen, J.; Jiang, F.; Yu, F.; Chen, Z.; Li, J.; Chen, G.; Wu, X.; Zhang, Z.; Xiao, Q.; et al. 2023. Huatuogpt, towards taming language model to be a doctor. *arXiv preprint arXiv:2305.15075*.
- Zheng, Y.; Zhang, R.; Zhang, J.; Ye, Y.; and Luo, Z. 2024. LlamaFactory: Unified Efficient Fine-Tuning of 100+ Language Models. In Cao, Y.; Feng, Y.; and Xiong, D., eds., *Proceedings of the 62nd Annual Meeting of the Association for Computational Linguistics (Volume 3: System Demonstrations)*, 400–410. Bangkok, Thailand: Association for Computational Linguistics.
- Zhu, J.; and Wu, J. 2025. Ask patients with patience: Enabling llms for human-centric medical dialogue with grounded reasoning. *arXiv preprint arXiv:2502.07143*.

## Appendix

### A. Limitations

While our ProMed framework offers a promising step toward proactive medical LLMs, enabling them to seek information in clinical settings, several limitations remain. First, training and evaluation are conducted in simulated dialogue environments, which may not fully capture the complexity of real-world patient interactions. Second, while our experiments focus on two multiple-choice clinical benchmarks covering diagnosis, medication, and test recommendation, the effectiveness on broader task formats, such as free-form treatment planning, remains to be explored. Third, due to computational resource constraints, we use models up to 8B parameters. While representative, these models may not fully reveal the performance ceiling achievable with larger-scale LLMs. Finally, our current implementation operates on text-based medical facts. Incorporating multimodal data such as time series and imaging from multiple comprehensive datasets remains an important direction toward building more general and broadly applicable proactive LLMs.

### B. Simulated Patient

To enable efficient training and evaluation in the interactive medical consultation setting, we construct a simulated patient based on a high-capacity LLM (i.e., Qwen2.5-72B-Instruct). This patient is provided with the complete patient atomic fact set  $\mathcal{F}$  and is responsible for answering the doctor LLM’s questions. Given a question  $q_i$  from the LLM, it generates an appropriate answer  $r_i$  based on the fact set  $\mathcal{F}$ . If no relevant fact supports a meaningful answer, it responds with “I don’t know.” The prompt used to instantiate the simulated patient agent is detailed in Appendix G.

To assess the reliability of this simulated patient, we randomly sample 1,000 interactions  $(q_i, r_i)$  from generated trajectories on MedQA and evaluate two criteria: (1) whether the response meaningfully addresses the LLM’s question (relevance), and (2) whether the response is grounded in the provided atomic facts  $\mathcal{F}$  (factual consistency). All samples are assessed automatically using a prompted LLM as the evaluator. Given  $(q_i, r_i)$ , and  $\mathcal{F}$ , the evaluator is instructed to make binary (Yes/No) judgments for both criteria. To verify the reliability of this automatic evaluation, we manually annotate a subset of 50 samples and observe strong agreement between model and human assessments. As shown in Table 4, the simulated patient achieves a high relevance rate (98.70% automatic, 96.00% manual) and strong factual consistency (90.30% automatic, 92.00% manual), indicating that it generally provides coherent and factually grounded responses. These results suggest that the simulated patient can serve as a reasonably reliable participant in interactive medical consultations, with natural response variance that reflects realistic patient behavior.

### C. Algorithm Details

**Monte Carlo Shapley** In Algorithm 1, We provide the pseudo-codes of the Monte Carlo approximation algorithm for calculating the atomic fact shapley in Section 3.2.

Criterion	Pass Rate	Manual Evaluation
Relevance	98.70%	96.00%
Factual Consistency	90.30%	92.00%

Table 4: Evaluation of simulated patient response quality

#### Algorithm 1: Monte Carlo Fact Shapley

```

1: Input: Model  $M$ , Atomic facts  $\mathcal{F} = \{f_1, \dots, f_n\}$ ,
   Question  $Q$ , Target answer  $A$ , Maximum iterations  $K$ ,
   Tolerance  $\epsilon$ 
2: Output: Estimated Shapley values  $\phi(f_1), \dots, \phi(f_n)$ 
3: Initialize  $\phi(f_i) \leftarrow 0$  for all  $i$ 
4: Compute baseline score  $v_\emptyset \leftarrow \log P_M(A \mid \emptyset, Q)$ 
5: Compute full score  $v_{\mathcal{F}} \leftarrow \log P_M(A \mid \mathcal{F}, Q)$ 
6: for  $k = 1$  to  $K$  do
7:   Sample a random permutation  $\pi$  of  $\{1, \dots, n\}$ 
8:    $S \leftarrow \emptyset$ ,  $v_{\text{prev}} \leftarrow v_\emptyset$ 
9:   for  $j = 1$  to  $n$  do
10:     $i \leftarrow \pi[j]$ 
11:     $S \leftarrow S \cup \{f_i\}$ 
12:     $v_j \leftarrow \log P_M(A \mid S, Q)$ 
13:     $\phi(f_i) \leftarrow \frac{k-1}{k} \phi(f_i) + \frac{1}{k} (v_j - v_{\text{prev}})$ 
14:     $v_{\text{prev}} \leftarrow v_j$ 
15:    If  $|v_j - v_{\mathcal{F}}| < \epsilon$  then break
16:   end for
17:   If  $\frac{1}{k-1} \sum_{i=1}^n |\phi(f_i)^{(k)} - \phi(f_i)^{(k-1)}| < \epsilon$  then break
18: end for
19: Return:  $\{\phi(f_1), \dots, \phi(f_n)\}$ 

```

**SIG-Guide MCTS Sampling** We provide a detailed description of the MCTS (Coulom 2006) sampling process guided by SIG, used to construct optimal interaction trajectories.

Each MCTS run simulates a doctor-patient dialogue tree rooted at the initial clinical inquiry  $Q_p$ , where nodes represent interaction states. The search space is defined by the model’s question generation distribution  $\mathcal{M}(\cdot \mid \mathcal{H}_t)$ , where  $\mathcal{H}_t = \{(q_1, r_1), \dots, (q_t, r_t)\}$  is the dialogue history up to step  $t$ . The MCTS search follows the following process:

- **Selection.** Starting from the root node  $n_0$ , the algorithm selects a child node  $n'$  at each step that maximizes the Upper Confidence Bound for Trees (UCT) (Kocsis and Szepesvári 2006):

$$\text{UCT}(n') = \bar{R}(n') + c \cdot \sqrt{\frac{\log N(n)}{N(n') + \epsilon}}, \quad (16)$$

where  $\bar{R}(n')$  is the average total reward of node  $n'$ ,  $N(n)$  is the number of visits to parent node  $n$ , and  $c$  is an exploration coefficient. This process continues recursively until a leaf or unexpanded node is reached.

- **Expansion.** Given selected node  $n_{t-1}$ , the model decides to either:
  - (a) Generate a follow-up question  $q_t$ , receive a response  $r_t$  from a simulated patient, and form new node  $n_t = (q_t, r_t)$ , or

- (b) Issue a final answer  $A'$  to terminate the trajectory.  
If expanded, we update:

$$\mathcal{H}_t = \mathcal{H}_{t-1} \cup \{(q_t, r_t)\}, \quad (17)$$

$$U_t = \mathcal{M}_{\text{Understand}}(Q_p, \mathcal{H}_t), \quad (18)$$

$$R_{\text{local}}(q_t) = \text{SIG}(q_t). \quad (19)$$

- **Simulation.** The interaction proceeds recursively until the model issues a final answer  $A'$  or reaches a depth limit  $T_{\text{max}}$ . The trajectory reward is calculated as in Eq 7 in Section 3.3.
- **Backpropagation.** The final reward  $R(\tau)$  is propagated to all nodes  $n$  along the selected path:

$$N(n) \leftarrow N(n) + 1, \quad (20)$$

$$W(n) \leftarrow W(n) + R(\tau), \quad (21)$$

$$\bar{R}(n) \leftarrow \frac{W(n)}{N(n)}. \quad (22)$$

Pseudo-codes for this process is provided in Algorithm 2.

## D. Interactive Medical Questioning Dataset

**Original Datasets** Our experiments are conducted on two large-scale medical multiple-choice benchmarks: **MedQA** (Jin et al. 2021) and **CMB** (Wang et al. 2024).

**MedQA** is a multilingual benchmark derived from real and mock United States Medical Licensing Examination (USMLE) questions, covering diagnostic reasoning and clinical problem-solving. It includes over 60K questions across English, Simplified Chinese, and Traditional Chinese. **In this work, we use only the English subset**, which contains approximately 12.7K questions, each grounded in patient-specific cases.

**CMB** (Chinese Medical Benchmark) is a comprehensive Chinese benchmark featuring over 280K multiple-choice questions across six clinical domains and 28 subcategories. Unlike MedQA, not all questions are grounded in patient cases. We therefore apply a filtering strategy (described below) to extract the case-based subset suitable for interactive patient-doctor simulations.

These two benchmarks are selected due to their scale, clinical coverage, and diversity in question types, which make them well-suited for evaluating interactive medical reasoning under partial information.

**Dataset Construction Process** To build a dataset suitable for interactive doctor–patient questioning, we applied the following pipeline:

- For **MedQA**, since each question is already constructed around a specific patient’s case, we retain all items as they naturally match the interactive scenario.
- For **CMB**, we filter the CMB-Exam questions using the *Judge Patient Prompt* in Appendix G, keeping only those questions judged as based on patient cases.
- Next, for all retained questions from both datasets, we apply the *Atomic Fact Decomposition Prompt* in Appendix G to break down the full question stem into a set of atomic facts—each a minimal, self-contained piece of patient information.

---

## Algorithm 2: SIG-Guided MCTS Sampling

---

```

1: Input: Initial inquiry  $Q_p$ , atomic facts  $\mathcal{F}$ , ground-truth answer  $A^*$ , model  $\mathcal{M}$ , simulated patient  $\mathcal{P}_{\text{sim}}$ , max depth  $T_{\text{max}}$ , simulations  $N$ 
2: Output: Answer-correct optimal trajectory  $\tau^* = \{Q_p, (q_1, r_1), \dots, (q_T, r_T), A'\}$ 
3: Initialize root node  $n_0 \leftarrow Q_p$ , best  $\tau^* \leftarrow \emptyset$ ,  $R^* \leftarrow -\infty$ 
4: for  $i = 1$  to  $N$  do
5:   Initialize path  $\mathcal{P} \leftarrow [n_0]$ , history  $\mathcal{H}_0 \leftarrow \emptyset$ 
6:   // Selection
7:   while  $n$  is fully expanded and not terminal do
8:      $n \leftarrow \arg \max_{n'} \text{UCT}(n')$ ,  $\mathcal{P} \leftarrow \mathcal{P} \cup \{n\}$ 
9:   end while
10:  // Expansion
11:  if  $n$  not terminal then
12:    Generate  $q_t \leftarrow \mathcal{M}(Q_p, \mathcal{H}_{t-1})$ 
13:    simulate  $r_t \leftarrow \mathcal{P}_{\text{sim}}(q_t, \mathcal{F})$ 
14:     $\mathcal{H}_t \leftarrow \mathcal{H}_{t-1} \cup \{(q_t, r_t)\}$ ,  $\mathcal{P} \leftarrow \mathcal{P} \cup \{n_t = (q_t, r_t)\}$ 
15:    Compute local reward  $R_{\text{local}}(q_t) = \text{SIG}(q_t)$ 
16:  else
17:    Predict final answer  $A' \leftarrow \mathcal{M}(Q_p, \mathcal{H}_{t-1})$ 
18:  end if
19:  // Simulation
20:  while not terminal and  $t < T_{\text{max}}$  do
21:    Generate  $q_t$ , simulate  $r_t$ 
22:    update  $\mathcal{H}_t \leftarrow \mathcal{H}_{t-1} \cup \{(q_t, r_t)\}$ 
23:  end while
24:  Predict  $A' \leftarrow \mathcal{M}(Q_p, \mathcal{H}_t)$ , compute reward  $R(\tau)$ 
25:  // Backpropagation
26:  for each  $n$  in path  $\mathcal{P}$  do
27:     $N(n) += 1$ ,  $W(n) += R(\tau)$ ,  $\bar{R}(n) \leftarrow W(n)/N(n)$ 
28:  end for
29:  if  $A' = A^*$  and  $R(\tau) > R^*$  then
30:    Update  $\tau^* \leftarrow \tau$ ,  $R^* \leftarrow R(\tau)$ 
31:  end if
32: end for
33: Return:  $\tau^*$ 

```

---

- We then construct partial-information inputs: for MedQA, we feed only the patient’s chief complaint as the partial input; for CMB, we randomly sample about half of the atomic facts as the partial context.

All prompt-based processing steps above are executed using Qwen2.5-32B-Instruct, ensuring high-quality and medically consistent outputs.

**Dataset Statistics** In Table 5, we report the number of questions and the average number of atomic facts per question in each split. For **MedQA**, we reuse the development and test splits from prior work (MEDIQ (Li et al. 2024)) for fair comparisons, while the training set is newly processed in this study. For **CMB**, we perform full-scale filtering and processing, and then randomly split the resulting examples into training, validation, and test sets.

Dataset	Split	# Questions	Avg. Atomic Facts
MedQA	Train	10178	15.92
	Val	1272	9.25
	Test	1273	9.54
	Total	12723	14.58
CMB	Train	15465	8.89
	Val	1940	8.86
	Test	1935	8.82
	Total	19340	8.88

Table 5: Dataset statistics for MedQA and CMB.

**Dataset Examples.** To help understand the structure of our interactive medical questioning task, Table 6 provides representative examples from MedQA and CMB. Each example includes a partial information question that simulates the limited patient information initially available to the doctor, the corresponding full set of atomic facts decomposed from the original question stem, and the final answer. These examples demonstrate the clinical richness and granularity of our dataset construction, as well as the challenges under partial information.

## E. Implementation Details

All experiments are conducted on a server running Ubuntu 20.04 equipped with two NVIDIA A800 GPUs. We implement our framework using Python 3.10 and PyTorch.

**MCTS Configuration.** During data sampling, we set the outcome-level and question-level reward weights to  $\alpha = 2$  and  $\beta = 1$ , respectively. The MCTS is configured with an exploration weight of 2.2, maximum width of 8, number of iterations set to 5, and a maximum search depth of 10.

**Training Configuration.** We adopt LoRA for all model training stages, with the LoRA rank set to 8. The SFT and DPO stages are trained for 1 epoch with a batch size of 64, using learning rates of  $5 \times 10^{-5}$  for Qwen3 models and  $1 \times 10^{-4}$  for LLaMA models (SFT), and  $5 \times 10^{-6}$  for DPO. These two stages are implemented using the LLaMAFactory framework (Zheng et al. 2024).

For GRPO, we set the outcome-level and question-level reward weights to  $\alpha = 4$  and  $\beta = 2$ . In outcome reward distribution, the reward is allocated to the answer and questions with weights  $\lambda_a = 3$  and  $\lambda_q = 1$ , respectively. Weights are selected based on validation performance. The GRPO stage is trained on our developed training framework for 200 steps, with a batch size of 1 and 4 rollouts per case.

Both the SFT and DPO stages complete within 1 hour, while the GRPO training stage takes approximately 3 hours.

**Evaluation Protocol.** We adopt accuracy as the primary evaluation metric to objectively assess the correctness of final answers. During evaluation, we report the mean and standard deviation of the accuracy metric via bootstrap resampling over prediction outputs, following standard practices to measure performance variability.

**Baselines.** For existing baselines, we follow the best practices reported in their original papers to ensure fair comparisons.

## F. Supplementary Experimental Analysis

**Information Shapley Analysis** To further validate the effectiveness of Shapley values in capturing clinically meaningful information, we design a noise-injection experiment. Specifically, we randomly sample 100 patient cases in MedQA and inject irrelevant facts, such as “the patient’s zodiac sign” or “the patient’s hair color” that are unrelated to clinical outcomes. We then compute the importance scores of all atomic facts using two methods: Leave-One-Out (LOO) and our proposed atomic fact Shapley. In LOO, the importance of each fact is measured individually by adding it to the input and observing its impact on the model’s probability to predict the correct answer. For each method, we rank all facts by their estimated importance and calculate Recall@K, which measures the proportion of truly relevant medical facts appearing in the top-K positions.

As shown in Table 7, Shapley values consistently outperform LOO across all K. Notably, Shapley achieves a Recall@1 of 95.96% and Recall@3 of 90.24%, compared to LOO’s 80.16% and 76.06%, respectively. These results demonstrate that Shapley values provide a finer-grained and more accurate reflection of clinical relevance than LOO, enabling more reliable identification of medically salient information. This superior sensitivity to fact-level importance supports the use of Shapley values as the foundation of our reward design in interactive medical questioning.

**Case Study** To demonstrate how our method improves the targeted information-seeking ability of LLMs in clinical contexts, we present a representative case from the MedQA dataset on LLaMA3.1-8B-Instruct.

As shown in Table 8, the model before ProMed optimization operates under a reactive paradigm, immediately predicting the wrong rheumatoid arthritis based solely on age and symptom chronicity, without seeking further clarifying information. This reactive behavior leads to an incorrect diagnosis and highlights a critical risk in medical applications: making premature decisions under insufficient information. In contrast, the ProMed-optimized model proactively asks a high-value question about nail changes, which successfully reveals a key clinical feature, nail pitting, which is essential for correctly identifying psoriatic arthritis. This case demonstrates how ProMed enhances the model’s ability to detect missing but diagnostically salient information and acquire it through targeted follow-up questioning, thereby improving diagnostic accuracy. ProMed effectively shifts medical LLMs from a reactive to a proactive paradigm.

## G. Prompts

**Doctor System Prompt.** We design a task-specific system instruction that guides the LLM to act as a clinical decision maker. It organizes the partial information question and the instructions to guide the LLM to proactively ask follow-up questions when the given information is insufficient for an accurate prediction, and to output the final answer once it has gathered enough evidence. The prompt explicitly encourages iterative questioning and targeted information seeking.

Dataset	Original Question	Decomposed Results	Partial Informa- tion Question	Options	Answer
MedQA	A 70-year-old man presents with hematuria, lower abdominal pain, urinary frequency, and urgency. He recently completed chemotherapy for non-Hodgkin lymphoma. Which medication in the chemotherapy regimen most likely caused his symptoms?	<b>Atomic Facts:</b> The patient is male. The patient is 70 years old. The patient reports blood in his urine. The patient reports lower abdominal pain. The patient is concerned about urinary frequency. The patient is concerned about urinary urgency. The patient recently completed chemotherapy for non-Hodgkin lymphoma. <b>Atomic Question:</b> Which medication in the chemotherapy regimen most likely caused his symptoms?	A 70-year-old man presents with hematuria, lower abdominal pain, urinary frequency, and urgency. Which medication in the chemotherapy regimen most likely caused his symptoms?	A: Cytarabine B: Methotrexate C: Rituximab D: Cyclophosphamide E: Prednisone	D
CMB	<b>CN:</b> 男性，25岁，被热油烧伤，总面积60%，血压10/8kPa，中心静脉压0.294kPa。表明该病人存有什么问题？ <b>EN:</b> Male, 25 years old, suffered 60% burn from hot oil, BP 10/8kPa, CVP 0.294kPa. What condition does this suggest?	<b>Atomic Facts:</b> <b>CN:</b> 患者是男性。 患者年龄25岁。 被热油烧伤。 烧伤面积达60%。 血压为10/8kPa。 中心静脉压为0.294kPa。 <b>EN:</b> The patient is male. The patient is 25 years old. The patient was burned by hot oil. The total burn area is 60%. The patient's blood pressure is 10/8 kPa (75/60 mmHg). The patient's central venous pressure is 0.294 kPa (3 cmHO). <b>Atomic Question:</b> <b>CN:</b> 表明该病人存有什么问题？ <b>EN:</b> What condition does this suggest?	<b>CN:</b> 患者是男性。患者年龄25岁。被热油烧伤。表明该病人存有什么问题？ <b>EN:</b> The patient is male. The patient is 25 years old. The patient was burned by hot oil. What condition does this suggest?	<b>CN:</b> A: 血容量不足 B: 心功能不全 C: 血容量相对过多 D: 血容量严重不足 E: 容量血管过度收缩 <b>EN:</b> A: Mild hypovolemia B: Cardiac insufficiency C: Relative hypervolemia D: Severe hypovolemia E: Excessive constriction of capacitance vessels	D

Table 6: Examples from the interactive medical questioning datasets. CMB samples show both Chinese and English translations.

Method	Recall@1	Recall@3	Recall@10
Shapley	<b>0.9596</b>	<b>0.9024</b>	<b>0.9058</b>
LOO	0.8016	0.7606	0.8275

Table 7: Comparison of Recall@K between Shapley Value and Leave-One-Out (LOO) under noise injection setting. Higher values indicate better ability to identify clinically relevant facts.

<b>Partial Information Question</b>	A 67-year-old man with a 16-year history of arthritis presents with right knee swelling and pain. What is the most likely diagnosis?
<b>Options</b>	A: Psoriatic arthritis (correct)   B: Arthritis mutilans   C: Rheumatoid arthritis   D: Mixed connective tissue disease
<b>Missing Facts</b>	<ol style="list-style-type: none"> <li>1. His left knee was swollen a few weeks ago.</li> <li>2. Now both joints are affected, and he has difficulty walking.</li> <li>3. He feels frustrated.</li> <li>4. He has back pain.</li> <li>5. The back pain makes it extremely difficult to move around.</li> <li>6. His pain improves with rest.</li> <li>7. He suffers from dandruff.</li> <li>8. He uses special shampoos for his dandruff.</li> <li>9. Physical examination reveals pitting of his nails.</li> </ol>
<b>Base Model Output</b>	<p><b>Model Answer: C (Incorrect)</b></p> <p>The patient is a 67-year-old man with a 16-year history of arthritis with right knee swelling and pain. Key considerations include:</p> <p>1. <i>Psoriatic Arthritis (A)</i>: Often associated with psoriasis, this condition commonly involves distal joints and can present with asymmetric joint involvement. The chronic nature of arthritis (16 years) and the absence of explicit mention of psoriasis or distal joint involvement make this less likely.</p> <p>...</p> <p>3. <i>Rheumatoid Arthritis (C)</i>: Common in older adults, RA often presents with symmetric joint involvement (e.g., hands, knees) and can lead to chronic joint swelling and pain. The patient's long-standing arthritis aligns with RA, and knee involvement is a common site.</p> <p>...</p> <p><i>The most likely diagnosis is Rheumatoid Arthritis (C), as it aligns with the chronicity of symptoms, knee involvement, and the patient's age. [answer: C]</i></p>
<b>ProMed Model Output</b>	<p><b>Model Question:</b> Does the patient have a history of psoriasis, and are there any nail changes (e.g., pitting, onycholysis) or dactylitis?</p> <p><b>Patient Response:</b> I don't know about psoriasis, but I do have pitting of my nails.</p> <p><b>Model Answer: A (Correct)</b></p> <p>The patient is a 67-year-old man with a 16-year history of arthritis, presenting with right knee swelling and pain. <b>Key findings include nail pitting and no reported psoriasis history.</b></p> <ul style="list-style-type: none"> <li>- <i>Psoriatic arthritis (A)</i> is strongly supported by the presence of nail pitting, a hallmark feature. While psoriasis is not explicitly confirmed, the combination of arthritis and nail changes aligns with this diagnosis.</li> <li>- <i>Arthritis mutilans (B)</i> is a severe, deforming variant of psoriatic arthritis, but the absence of reported dactylitis or severe joint destruction makes this less likely.</li> <li>- <i>Rheumatoid arthritis (C)</i> typically involves symmetric small-joint involvement and is less likely in this case, though it cannot be excluded without joint-specific exam findings.</li> <li>- <i>Mixed connective tissue disease (D)</i> is less probable given the lack of systemic symptoms (e.g., Raynaud's, myositis) and the absence of other rheumatologic features.</li> </ul> <p><i>The nail changes and chronic arthritis history most strongly suggest psoriatic arthritis, even without confirmed psoriasis. [answer: A]</i></p>

Table 8: A Case Study from MedQA.



### Doctor System Prompt

You are a professional doctor with excellent reasoning and analytical skills in diagnosing medical conditions, as well as strong abilities in clinical inquiry and patient evaluation.

Your task is to answer a problem based on patient information. **The information you are given may be incomplete.** You should rely on your medical knowledge, the patient's current status, and the clinical question to **ask follow-up questions and obtain necessary supplementary information.**

Below is a {question\_type} problem based on patient information:

**Problem:** {question\_str}

**Options:** {option\_str}

Please analyze the problem thoroughly using your professional medical knowledge.

During each round of dialogue, if you believe the current patient information is insufficient to determine the correct answer, you should analyze the options and **ask a targeted question to gather essential information that will help you make the correct diagnosis.**

If you think the available information is sufficient to answer the question, please **combine all relevant medical knowledge and patient data to perform a detailed analysis and provide the correct answer.**

#### **Important instructions:**

- Each of your responses must follow one of the two formats below:
  - If you need to ask a question, start your response with **"question:"** followed by the specific question you want to ask based on the options and current patient information;
  - If you are ready to give the final answer, start with **"answer:"**, then provide your detailed reasoning, and end with your chosen option in the format: [answer: XXX].
- If there is uncertainty due to incomplete patient information, you must ask follow-up questions to gather more data.
- In each round, you may only ask one question or provide the final answer.
- You may ask up to 10 questions; after that, you must provide your final answer.

**Patient Prompt.** To simulate realistic patient responses, we construct a system prompt that instructs the LLM to role-play as the patient. Given a set of atomic ground-truth facts  $\mathcal{F}$ , the model is asked to respond faithfully and concisely to each doctor-issued question using only the available facts and output "I don't know" when no facts are applicable. This ensures alignment with the underlying clinical condition and prevents hallucinated or overly informative answers:

### Simulated Patient Prompt

You are a patient undergoing a medical consultation. Your basic health condition is entirely based on the atomic facts provided below. You will interact with the doctor by answering the questions they ask, using only the information given. You must not reveal that you are a language model; instead, treat the provided information as your actual health status.

#### **Your information is as follows:**

{atomic\_facts}

#### **During your interaction with the doctor, please adhere to the following guidelines:**

- Your responses must be strictly based on the provided facts. Do not add, assume, or fabricate any information beyond what is explicitly stated.
- If you are unable to answer a question based on the facts, respond with "I don't know" or another appropriate expression of uncertainty.
- Do not mention or imply that your responses are drawn from predefined records or external data. Your expressions should feel natural, as if they reflect your own experiences and conditions.
- Do not state or imply that you are simulating or playing the role of a patient. Assume the identity of someone who is genuinely experiencing these symptoms.

### Reward Calculation Prompts.

**Doctor Understanding Prompt.** To accurately compute the Shapley Information Gain reward for a candidate question  $q_t$ , we require an intermediate representation of the model's current understanding of the patient's condition. Specifically, we design a prompt to elicit the LLM's implicit reasoning state, denoted as  $U_t$ , which is dynamically constructed based on the initial inquiry and the accumulated dialogue history up to time step  $t$ . This serves as the context for evaluating the marginal information gain introduced by  $q_t$ . The prompt instructs the LLM to act as a professional physician and generate a comprehensive and structured summary of the patient's medical condition, grounded in the provided facts and prior interactions:

### Doctor Understanding Prompt

You are a professional physician. Your task is to **provide a comprehensive understanding and summary of the patient's current condition** based on the provided patient information and doctor-patient dialogue. Your summary should reflect a clear grasp of the patient's medical history, current symptoms, relevant diagnostic information, test results, and possible diagnostic directions.

**Known patient information:**

{patient\_information}

**Doctor-patient dialogue:**

{dialogue}

Based on the above information, please provide your overall understanding of the patient. You must include all explicit information and reasonable inferences based on the available data. Do not make any unfounded guesses or fabricate facts.

**Your summary may include:**

1. Basic patient information and medical history overview, such as age, gender, past medical history, family history, and allergy history.
2. The patient's chief complaint and current symptoms, identifying the most prominent discomforts or symptoms.
3. Summary of physical signs and test findings, describing relevant signs and abnormal test results based on the available data and dialogue.
4. Possible diagnoses, suggesting plausible diagnoses at the current stage.

Please ensure your summary is medically professional and logically coherent, and avoid omitting any important information.

**Fact Checker Prompt.** The *Fact Checker Prompt* during the computation of SIG reward. It checks whether each atomic fact is entailed by the model's current understanding  $U_t$ . It formulates a binary (True/False) query for each fact given the current context, enabling us to measure the information gained from a candidate question  $q_t$  as the number of facts newly verified as `True`.

### Fact Checker Prompt

Answer the question about patient information based on the given context.

**Context:** {context}

**Input:** {fact} True or False?

You should only reply True or False, no other information should be outputted.

**Output:**

### Dataset Construction Prompts.

**Judge Patient Prompt.** To construct interactive medical questioning datasets, we filter out questions that do not involve patient-specific scenarios. While the CMB dataset covers a wide range of medical topics, many items reflect general medical knowledge rather than patient-centered consultation. To address this, we introduce a *Judge Patient Prompt*, which instructs the LLM to determine whether a given question is based on the analysis of a specific patient's medical condition. This binary classification helps us retain only those questions suitable for interactive doctor-patient dialogues.

### Judge Patient Prompt

Please refer to the examples and **determine whether the following question is based on the analysis of a patient's medical record**. Only output "Yes" or "No" as the answer; do not include any additional text:

**Examples:**

**Question:** A 30-year-old male fell from the third floor and injured his left abdomen. He sustained fractures of the 6th, 7th, and 8th left ribs, splenic rupture, and intestinal rupture. Upon admission, he was tense, had a temperature of 38.5°C, pale complexion, cold extremities, rapid thready pulse at 110 bpm, blood pressure 130/100 mmHg, and reduced urine output. Which of the following examinations is currently inappropriate?

**Answer:** Yes

**Question:** In a certain region, the average life expectancy of women in 2005 was 72.24 years, and in 2009 it was 75.47 years. The two years' life expectancies can be compared because the life table indicator...

**Answer:** No

**Question:** {Question}

**Answer:**

**Atomic Fact Decomposition Prompt.** In the original MedQA and CMB datasets, each clinical question typically presents all patient information at once, which does not align with the partial-information setting required for simulating interactive medical consultations. To bridge this gap, we introduce an *Atomic Fact Decomposition Prompt* that transforms the full question stem into a set of atomic facts, where each fact represents a minimal, self-contained piece of patient information. This decomposition allows us to create realistic interaction scenarios in which the model gradually acquires information through questioning, and provides the foundation for computing fact-based Shapley information gain rewards.

### Atomic Fact Decomposition Prompt

Please refer to the example and **decompose the following clinical question stem into atomic facts** about the patient.

Each atomic fact should be a complete sentence. You should only output the atomic facts, one sentence per line.

Do not output any extra content:

**Example:**

**Question:**

Male, 55 years old. He experienced upper abdominal discomfort and vomiting for the past 2 days. The vomitus contained sour-smelling food residue and symptoms were relieved after vomiting. Physical examination revealed visible gastric peristalsis.

**Answer:**

The patient is male.

The patient is 55 years old.

The patient experienced upper abdominal discomfort for the past 2 days.

The patient experienced vomiting for the past 2 days, and the vomitus contained sour-smelling food residue.

The patient's symptoms were relieved after vomiting.

Physical examination revealed visible gastric peristalsis.

Physical examination revealed visible peristaltic waves.

**Question:**{ Question }

**Answer:**

publication. For reference and transparency, the complete code is also provided in the supplementary materials.

## H. Ethic Statements

This study develops a reinforcement learning framework guided by Shapley Information Gain to enhance the proactive ability of LLMs for interactive medical consultations. All experiments are conducted on public, de-identified datasets (MedQA and CMB) that do not contain personally identifiable information, and no human subject data is collected or used. While the trained model demonstrates improved proactive questioning under partial information, it is intended purely for research purposes and is not deployed in real-world clinical scenarios. The model is not designed to replace medical professionals, and any future application would require rigorous clinical validation, safety testing, and adherence to medical regulatory standards. We believe this work supports the responsible advancement of medical AI by addressing the risks of hallucination and unreliable responses that may arise in reactive medical LLMs when operating under incomplete patient information.

## I. Code and Data Availability

To support reproducibility and facilitate future research, we will publicly release all code and processed datasets upon