

ViTAD: Timing Violation-Aware Debugging of RTL Code using Large Language Models

Wenhao Lv¹, Yingjie Xia¹, Xiyuan Chen¹, Li Kuang²,

¹Micro-Electronics Research Institute, Hangzhou Dianzi University

²School of Computer Science and Engineering, Central South University

Abstract

In modern Very Large Scale Integrated (VLSI) circuit design flow, the Register-Transfer Level (RTL) stage presents a critical opportunity for timing optimization. Addressing timing violations at this early stage is essential, as modern systems demand higher speeds, where even minor timing violations can lead to functional failures or system crashes. However, traditional timing optimization heavily relies on manual expertise, requiring engineers to iteratively analyze timing reports and debug. To automate this process, this paper proposes ViTAD, a method that efficiently analyzes the root causes of timing violations and dynamically generates targeted repair strategies. Specifically, we first parse Verilog code and timing reports to construct a Signal Timing Dependency Graph (STDG). Based on the STDG, we perform violation path analysis and use large language models (LLMs) to infer the root causes of violations. Finally, by analyzing the causes of violations, we selectively retrieve relevant debugging knowledge from a domain-specific knowledge base to generate customized repair solutions. To evaluate the effectiveness of our method, we construct a timing violation dataset based on real-world open-source projects. This dataset contains 54 cases of violations. Experimental results show that our method achieves a 73.68% success rate in repairing timing violations, while the baseline using only LLM is 54.38%. Our method improves the success rate by 19.30%.

Introduction

In modern Very Large Scale Integrated (VLSI) design flow, timing optimization at the Register-Transfer Level (RTL) stage is critical to design success (Fang et al. 2023). However, as circuit complexity and performance requirements continue to increase, the probability of timing violations also increases. Even worse, even minor timing violations can lead to severe consequences such as functional failures or system crashes (Gangadharan and Churiwala 2013). As a result, efficient repair of timing violations has become an indispensable part of advanced VLSI implementation.

Nevertheless, traditional timing debugging methods remain a serious bottleneck in VLSI implementation. Specifically, these methods primarily combine Electronic Design Automation (EDA) timing verification tools (Barbhaya and Mehta 2023) with manual code inspection. Although EDA tools can accurately locate violations after the physical

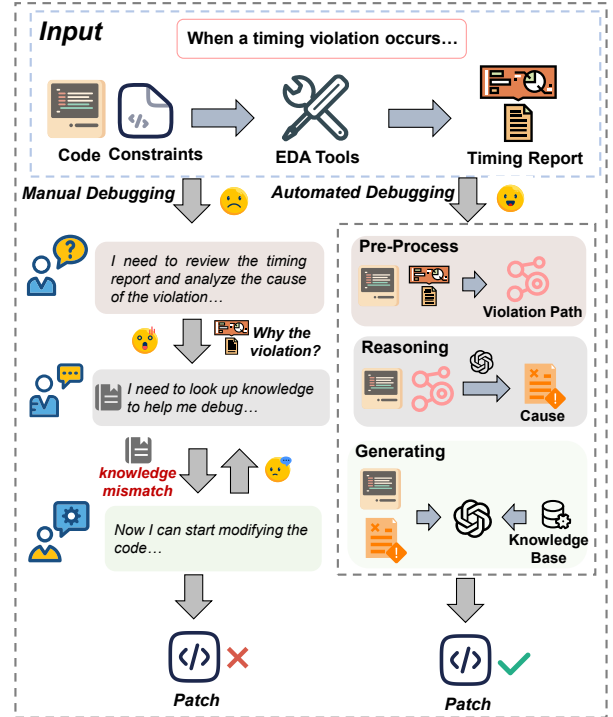


Figure 1: An example to illustrate the timing violation debug task. Formerly “Manual Debugging” workflow required manual intervention at every stage, which error-prone and inefficient. ViTAD integrates automation tools and LLMs for automated debugging to ensure less manual intervention and more efficient debugging.

design stage, the process of root cause analysis and repair still depends heavily on engineers’ domain expertise. Consequently, as circuit complexity increases, even experienced engineers require more time to debug, often iterating through timing reports repeatedly until the issue is resolved.

Recently, Large Language Models (LLMs) have demonstrated remarkable performance in code generation and debugging tasks (Yang et al. 2023; Abdollahpour, Ashtiani, and Bakhshi 2024; Valueian, Vahidi-Asl, and Khalilian 2022). Despite this progress, most existing debugging approaches (Tsai, Liu, and Ren 2024; Xu et al. 2024) focus on syntax and functional issues, with limited attention to tim-

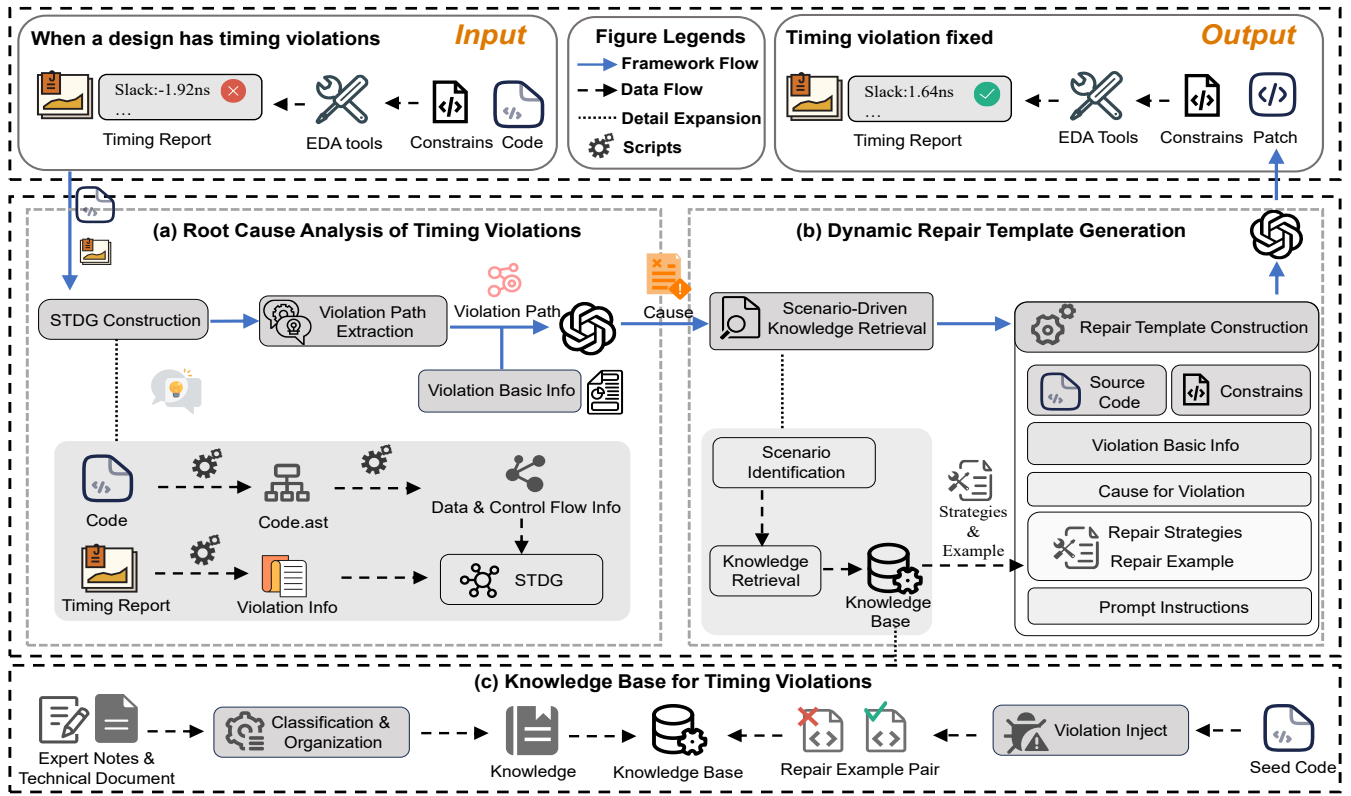


Figure 2: The overall pipeline of ViTAD. (a) The *Root Cause Analysis of Timing Violations* module parses the code and reports to analyze the causes of violations; (b) The *Dynamic Repair Template Generation* module identifies specific scenarios, retrieves repair strategies and automatically generates specific repair templates; (c) The *Knowledge Base for Timing Violations* module collects and organizes debugging knowledge and repair demonstrations.

ing violations. Meanwhile, for timing optimization, many recent efforts remain at the prediction level, applying various techniques to estimate RTL timing behavior (Fang et al. 2023; Sengupta et al. 2023; Lopera et al. 2021). In contrast, effective debugging methods for timing violations are still underexplored.

Figure 1 shows an example of the motivation for automatic timing violation debugging. In manual debugging workflows, engineers rely on timing reports generated by EDA tools to identify the root cause of violations. However, due to a lack of proper understanding of violations and reasoning tools, this process is prone to failure and often requires multiple attempts. Specifically, engineers interpret complex timing paths without automated assistance, leading to misdiagnosis of the root cause. Additionally, engineers with limited debugging experience may adopt incorrect repair solutions, resulting in failed repairs. Therefore, manual debugging is often inefficient and error-prone due to limited engineer experience, fragmented knowledge, and the lack of systematic analysis between code and timing behavior. To address this issue, integrating static analysis techniques with LLMs enables automated reasoning of violation causes and the generation of targeted code patches.

To automate the debugging of timing violations, we propose ViTAD, a novel framework that systematically integrates static analysis and LLM reasoning. Specifically, we

first extract control flow and data flow information from Verilog code and integrate it with violation reports to construct a Signal Timing Dependency Graph (STDG). Leveraging the STDG, we perform violation path analysis to identify the root causes of timing violations using LLM. Based on the inferred causes, we selectively retrieve relevant debugging strategies from a domain-specific knowledge base to generate tailored repair solutions. By reducing manual intervention, ViTAD enables an automated and knowledge-guided approach to timing violation debugging.

Our main contributions are as follows:

- We construct a dedicated knowledge base for timing violations. This knowledge base categorizes typical violation scenarios and organizes corresponding debugging knowledge to support timing violations debugging.
- We propose a hybrid analysis method based on multi-dimensional feature fusion. By constructing a Signal Timing Dependency Graph (STDG), we enable joint modeling of code structure and timing information to assist LLMs in reasoning about violation causes.
- We design a parameterized dynamic repair template engine. This engine analyzes specific violation causes and flexibly generates targeted repair strategies, enabling precise alignment between violation and repair solutions.

Preliminaries

Timing Violations and Debugging

In digital circuits, data is expected to transfer correctly between registers on clock edges, requiring signals to arrive within defined timing constraints. A timing violation occurs when these constraints are not met—typically due to a signal arriving too late (setup violation) or changing too soon (hold violation), potentially causing incorrect computations or system instability. Additionally, Violations can also occur when signals cross between different clock domains, known as clock domain crossing (CDC) issues, which may lead to metastability or data loss.

In RTL designs, such as those written in Verilog, these constraints are determined by the logical and structural paths between registers. Timing violations are common in complex designs with deep pipelines, long combinational paths, or multiple clock domains. Debugging such violations goes beyond detection—it requires pinpointing the faulty paths, analyzing the root cause, and modifying the design to meet timing without altering its intended functionality.

Methodology

Overview of ViTAD

Figure 2 shows an overview of ViTAD. ViTAD integrates an LLM for code repair, a structured timing violation knowledge base for guidance, and a graph-based root cause analysis engine. It first parses Verilog code and timing reports into a Signal Timing Dependency Graph (STDG), enabling precise violation path extraction. The root cause is then used to retrieve scenario-specific repair knowledge, which guides dynamic prompt construction. The LLM generates a targeted fix based on this context.

Knowledge Base for Timing Violations

We construct a domain-specific knowledge base for Verilog timing violations. By providing relevant domain information to the LLM, we aim to improve its debugging capabilities.

Classification and Organization First, to extract expert knowledge, we obtain standardized descriptions and debugging rules from technical manuals and engineering notes. Second, we format the collected knowledge to ensure consistency and usability. Each knowledge entry adheres to a unified template comprising key fields—such as error descriptions and repair strategies—to ensure semantic clarity and completeness for retrieval. To support efficient organization and precise retrieval, we propose a three-level semantic classification scheme: *Violation Type* \rightarrow *Subscenario* \rightarrow *Repair Strategy*. Each violation type is further categorized into sub-scenarios based on specific underlying mechanisms, as illustrated in Table 1. This hierarchical structure facilitates fine-grained access to domain knowledge.

Violation Inject To help LLM effectively understand and simulate the debugging process, we constructed demonstration pairs consisting of fault code fragments and correction code fragments. These pairs are based on representative seed modules selected from open-source Verilog projects. Each

Table 1: Subscenario classification of violation types.

Types	Subscenario	Description
setup violation	long_comb_chain	Too many combinational logic stages or excessive delay causes data to arrive at the destination register later than required by clock cycle timing.
	deep_mux	Multi-level nested multiplexers create long selection delay paths, causing data propagation times to exceed clock cycle constraints.
	low_pipe_stage	Complex operations cannot be completed within a single clock cycle but the current design lacks sufficient pipeline stages.
hold violation	short_logic_path	The combinational logic delay is too small, causing data to change before sampling is completed in the target register.
CDC error	single_bit_trans	Single-bit signals are transmitted directly between clock domains without proper synchronizers.
	multi_bits_trans	Multi-bit data is transferred directly between clock domains without appropriate cross-domain transfer mechanisms.

module has been manually adapted to preserve critical timing logic. Additionally, we introduce timing violation into these modules using two complementary methods: (1) automatic injection, which simulates common timing errors such as setup violations, hold violations, and clock domain crossing (CDC) errors; (2) manual injection, which allows precise control over the nature and location of faults, particularly in complex or subtle scenarios.

Root Cause Analysis of Timing Violations

We propose a root cause analysis method for timing violations in Verilog code, inspired by the typical debugging workflow of tracing execution paths to locate error sources.

Signal Timing Dependency Graph Construction We use tools (Takamaeda-Yamazaki 2015) to parse the Verilog code to Abstract Syntax Tree (AST) and extract control and data flow information, then integrate it with timing violation reports to build the Signal Timing Dependency Graph (STDG). Figure 3 illustrates this process. This graph enables full execution trace analysis of timing violation paths. In the STDG, nodes represent entities such as signals and registers in the Verilog design. Edges define relationships between these entities. Additionally, each node is annotated with information such as its source code location and bit-width. Register nodes involved in violations also carry additional timing violation information (from the timing report). Edges in the graph describe both data and control dependencies between nodes.

Violation Path Extraction After constructing the STDG by integrating structural code information with timing violations, we extract execution paths that correspond to the reported violations. This step is essential for linking violation reports to specific runtime behaviors and guiding ac-

Algorithm 1 Scenario Identification from Violation Cause**Require:** Violation cause description V **Ensure:** Identified violation scenario S

```

1: Step 1: Semantic Parsing
2:   Extract key parameters  $\mathcal{P}$  from  $V$  using regex and rules
3:   (e.g., signal names, delay values, path depth)
4: Step 2: Rule-Based Scenario Matching
5: for each predefined scenario  $S_i \in \{S_1, S_2, \dots, S_n\}$  do
6:   Load scenario rule set  $R_{S_i}$ 
7:   if  $\mathcal{P}$  matches keywords and numerical patterns in  $R_{S_i}$  then
8:     return  $S \leftarrow S_i$ 
9:   end if
10: end for
11: return  $S \leftarrow \text{Unknown}$   $\triangleright$  No matching scenario found

```

curate timing-aware debugging. Our path extraction algorithm starts from the violation register node in STDG and traverses the graph to identify all potential preceding nodes. Multiple logical paths may be generated in the initial stage because the target register may be accessible from multiple entry points. Subsequently, we simplify these paths into a single physical path, which represents the actual execution trajectory. The computation of the violation path can be formalized as:

$$\text{ViolationPath}(v_{\text{viol}}) = \mathcal{M}\left(\bigcup_{p \in \mathcal{T}(v_{\text{viol}}, G)} p\right), \quad (1)$$

where v_{viol} denotes the violation node, and $\mathcal{T}(v_{\text{viol}}, G)$ represents the set of all logical paths originating from this node in the graph G . The operator \bigcup aggregates all such paths, and \mathcal{M} maps them to the single path. $\text{ViolationPath}(v_{\text{viol}})$ is the final result.

Finally, the complete execution path is integrated with the violation code and basic violation information and fed into the LLM for violation cause analysis.

Dynamic Repair Template Generation

We design a dynamic template generation mechanism that adapts to different timing violation types and scenarios, enabling the LLM to produce accurate and context-aware repair prompts.

Scenario-Driven Knowledge Retrieval We designed a scenario identification-based method for retrieving knowledge. This method performs deep parsing of the technical semantics within the violation cause. It extracts key parameters and retrieves corresponding repair strategies and repair examples from a knowledge base based on the identified scenario. To effectively extract technical elements (circuit design information, timing constraints, error parameters) from the violation cause, we developed a rule-based multilevel parsing algorithm. Specifically, we construct dedicated rule sets for six scenarios of timing violations. Each set has two layers: (1) Regex patterns to identify technical terms and numerical parameters; (2) Scenario classification rules that match extracted parameter sets to violation scenarios. The

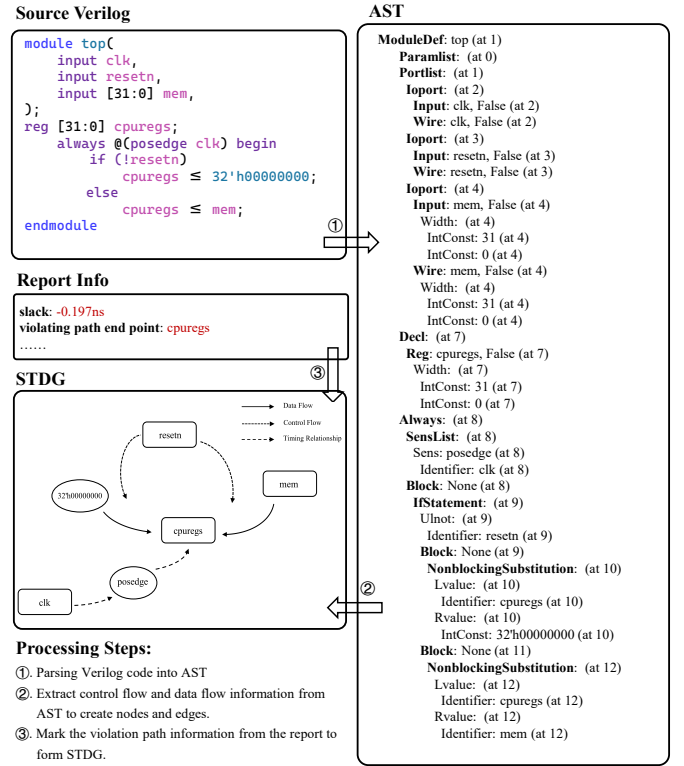


Figure 3: Example of creating a STDG from Verilog via AST Conversion and violation report.

process of identifying violation scenarios is elaborated in Algorithm 1.

Repair Template Construction Based on the retrieved knowledge, a mechanism dynamically builds repair templates for each violation type. It uses adaptive template structures and parameterized filling methods to generate personalized repair templates. Recognizing the distinct needs of setup/hold violations and CDC errors, we designed multiple structured templates. Intelligent parameter mapping ensures precise insertion of knowledge and other template parameters into the template structure, generating a complete guidance template.

Experiments

Setup In our experiments, GPT-4o (Achiam et al. 2023), Deepseek-R1 (Guo et al. 2025), and Claude3.5 were used as LLMs for all experiments, except for GPT-4o in the ablation experiment. We set the temperature of LLM to 0.7 to control the randomness of LLM output. In terms of hardware, we used the Vivado tool, with the device selected as the XC7A100TCSG324-1 for simulating physical layout routing and timing analysis. To limit the test variance, the debugging cases in each experiment are repeated multiple times.

Dataset To facilitate the evaluation of our proposed timing violation analysis and repair methods, we constructed a high-quality Verilog dataset tailored for timing violations. We selected RTL designs with clear structural and modular

Table 2: The timing violation debugging with different LLMs. The highest FR of each module is marked.

Types		GPT-4o	GPT-4o +Knowledge	GPT-4o +ViTAD	Deepseek-R1	Deepseek-R1 +Knowledge	Deepseek-R1 +ViTAD	Claude3.5	Claude3.5 +Knowledge	Claude3.5 +ViTAD
long_comb_chain	simple	58.82%	47.05%	82.35%	70.58%	76.47%	88.23%	52.94%	64.70%	76.47%
	complex	35.29%	52.94%	58.82%	41.17%	47.05%	52.94%	41.17%	47.05%	58.82%
deep_mux	simple	47.36%	52.63%	68.42%	57.89%	52.63%	78.94%	42.10%	57.89%	63.15%
	complex	63.15%	47.36%	52.63%	52.63%	42.10%	63.15%	57.89%	63.15%	78.94%
low_pipe_stage	simple	57.14%	66.66%	76.19%	61.90%	57.14%	80.95%	52.38%	66.66%	85.71%
	complex	52.38%	57.14%	66.66%	47.16%	52.38%	57.14%	42.85%	47.61%	61.90%
short_logic_path	simple	58.82%	64.70%	76.47%	64.70%	76.47%	88.23%	58.82%	47.05%	70.58%
	complex	52.94%	47.05%	64.70%	58.82%	64.70%	70.58%	64.70%	35.29%	47.05%
single_bit_trans	simple	78.94%	84.21%	100%	84.21%	89.47%	100%	89.47%	94.73%	100%
	complex	36.84%	42.10%	63.15%	47.36%	42.10%	68.42%	42.10%	47.36%	52.63%
multi_bits_trans	simple	61.90%	66.66%	76.19%	71.42%	76.19%	85.71%	66.66%	71.42%	76.19%
	complex	47.61%	57.14%	66.66%	42.85%	52.38%	57.14%	52.38%	57.14%	61.90%
FR		54.38%	57.45%	71.05%	58.33%	60.52%	73.68%	55.26%	58.77%	69.73%

boundaries from several mainstream open-source projects (e.g., PicoRV32, OpenRISC) as seed designs, into which we systematically injected timing violations. Additionally, we further categorize the faulty designs into two levels—simple and complex—based on their logical complexity and the severity of the timing violation. It is worth noting that simple does not imply small code size, but rather refers to the relative ease of debugging compared to complex cases. In summary, the dataset encompasses a range of realistic and challenging timing violations, including setup violations, hold violations, and CDC errors, totaling 54 cases.

Baselines We evaluate ViTAD against two groups of baseline models, each consisting of three different LLMs: GPT-4o, Deepseek-R1, and Claude 3.5. The first group comprises standard models, which attempt repairs by directly receiving the faulty code along with basic contextual information. The second group consists of enhanced standard models that are supplemented with additional domain-specific knowledge. Unlike the first group, these models receive extra domain-specific inputs as part of the prompt context.

Evaluation Metric Fix rate: To demonstrate the debugging ability of our method, we calculated the expected repair rate, where c is the number of successfully repaired samples among all n samples.

$$\text{fix rate} = \mathbb{E}_{\text{problems}} \left[\frac{c}{n} \right] \quad (2)$$

Research Questions Our work aims to answer four research questions:

- **RQ1:**How does various LLM-based configurations and integration impact debugging performance in terms of fix rate?

- **RQ2:**Can ViTAD correct different types of errors in more complex scenarios?
- **RQ3:**How does ViTAD work with different LLM?
- **RQ4:**What are the components that affect ViTAD debugging results?

We also present a case study of an unsuccessful repair attempt to identify key factors contributing to the failure, which may guide future improvements.

Effectiveness of ViTAD (RQ1)

This RQ investigates whether the proposed ViTAD framework can significantly improve the debugging success rate for timing violations. Table 2 reports the Fix Rate (FR) achieved by three LLMs (GPT-4o, Deepseek-R1, and Claude 3.5) under three configurations: baseline (standard LLMs), LLMs augmented with explicit domain knowledge, and LLMs integrated with ViTAD. The results show a consistent improvement in FR when ViTAD is applied. For instance, GPT-4o, Deepseek-R1, and Claude3.5 reached 71.05%, 73.68%, and 69.73% FR with ViTAD, compared to 54.38%, 58.33%, and 55.26% with only domain knowledge. All models in their baseline forms achieved the lowest FR. These findings suggest that while adding domain-specific knowledge improves performance over the baseline, ViTAD provides a more substantial boost. Interestingly, the gains are especially significant in complex timing violation scenarios, where structured reasoning and scenario-specific strategies within ViTAD are more effective. This demonstrates that ViTAD not only enhances standard LLMs but also outperforms models that rely solely on external knowledge.

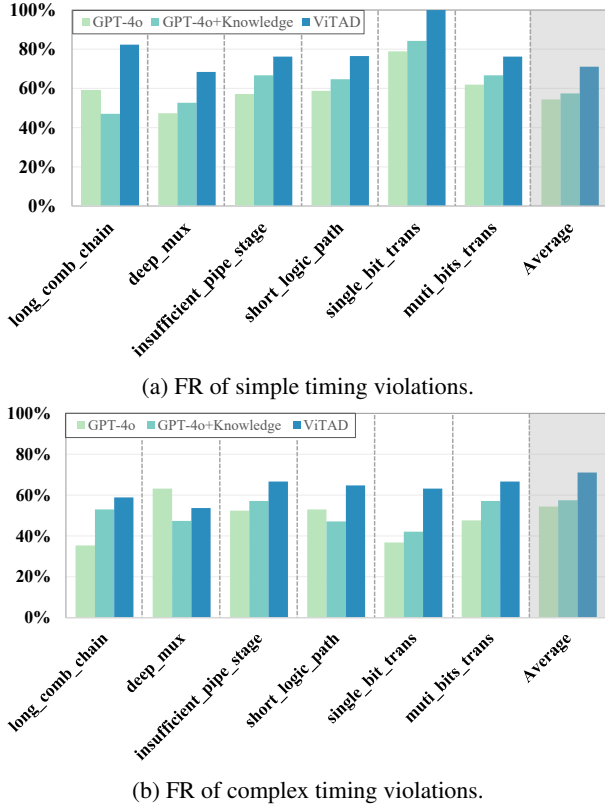


Figure 4: FR in timing violations with different Method.

Generalizability Across Scenarios (RQ2)

This RQ aims to evaluate the effectiveness of the ViTAD framework in resolving timing violations under a range of scenarios. It seeks to understand how the system’s debugging performance varies with the complexity of the code and the specific type of violation. Figure 4 presents the Fix Rate (FR), as defined in Equation 2, achieved by ViTAD across six common timing violation scenarios. The results reveal significant variation in FR, which correlates with both the scenario types and their inherent complexity. For example, in simpler scenarios such as the “short_logic_path” with basic combinational logic, ViTAD achieves consistently high FRs, showcasing its strong capability in addressing mild violations. In contrast, more complex cases like “multi_bits_trans” show a noticeable drop in FR, underscoring the challenges posed by intricate timing faults. Overall, ViTAD demonstrates high effectiveness on simpler violations and maintains solid performance in more complex cases, supporting its practical value in realistic timing debugging tasks.

LLM Integration Impact (RQ3)

This RQ investigates the comparative effectiveness of integrating different LLMs—specifically GPT-4o, Deepseek-R1, and Claude3.5—into ViTAD for debugging code. It aims to understand how these models influence the performance of ViTAD by quantifying their effectiveness in timing violation debugging. As shown in Table 2, the standard

Table 3: Ablation study on ViTAD.

Types		w/o cause&guidance	w/o cause	w/o guidance	ViTAD
long_comb_chain	simple	58.82%	64.70%	76.47%	82.35%
	complex	35.29%	41.17%	52.94%	58.82%
deep_mux	simple	47.36%	52.63%	57.89%	68.42%
	complex	63.15%	57.89%	52.63%	52.63%
low_pipe_stage	simple	57.14%	71.42%	71.42%	76.19%
	complex	52.38%	42.85%	61.90%	66.66%
short_logic_path	simple	58.82%	64.70%	70.58%	76.47%
	complex	52.94%	58.82%	58.82%	64.70%
single_bit_trans	simple	78.94%	89.47%	100%	100%
	complex	36.84%	47.36%	52.63%	63.15%
multi_bits_trans	simple	61.90%	66.66%	71.42%	76.19%
	complex	47.61%	57.17%	61.90%	66.66%
FR		54.38%	59.64%	65.78%	71.05%

Deepseek-R1 baseline outperforms GPT-4o across most scenarios. Even when augmented with external knowledge, GPT-4o fails to match the performance of the standard Deepseek-R1. This result highlights the differences in the models’ inherent capabilities when handling long and complex timing violation inputs. However, when integrated into ViTAD, GPT-4o achieves an FR of 71.05%, surpassing the standard Deepseek-R1—indicating that our framework effectively enhances the model’s debugging performance. This further confirms the effectiveness of our framework in enhancing LLM-guided debugging for timing violations.

Key Design Contributions (RQ4)

This RQ investigates the contributions of ViTAD’s key components. Specifically, we conduct two ablation experiments to assess the impact of violation cause descriptions and repair guidance on timing violation repair. We evaluate four settings: Set 1 (w/o cause & guidance): Neither input is provided. Set 2 (w/o cause): Only repair guidance is given. Set 3 (w/o guidance): Only cause descriptions are provided. Set 4 (ViTAD): Both are included.

As shown in Table 3, the worst performance occurs in Set 1. Set 2 shows minor improvement, while Set 3 performs better, highlighting the value of causality. Set 4 achieves the highest fix rate (FR), confirming the effectiveness of combining both inputs. These results show that cause descriptions, especially explicit violation paths, greatly improve repair success by helping LLMs locate root issues. The small gap between Set3 and Set4 suggests that clear causality enables LLMs to infer repair strategies even without explicit guidance. Overall, both components are beneficial, with causality being the key driver.

Case Study

In this study, we adopt an LLM-based framework to repair timing violations and achieve a satisfactory overall success rate. However, reliance on LLMs presents challenges. In

Erroneous Implementation (Partial):

```

always @(posedge clk_debug)
  if (!resetn) begin
    ...
  end else begin
    debug_active ≤ debug_req;
    if (debug_active) begin
      debug_counter ≤ debug_counter + 8'h01;
      debug_irq_capture ≤ irq_active;
    ...
  end

```

Reason for violation:

The main reason for the timing violation is that the cross-clock domain signal "irq_active" is directly transferred from the "clk_cpu" domain to the "clk_debug" domain without a correct synchronization mechanism.

...

Figure 5: An example which the ViTAD failed to fix a timing violation. LLM cannot accurately determine that the control signal cannot be used to control asynchronous transmission

some scenarios, even when clear violation paths and relevant domain knowledge are provided, the LLM fails to identify the root cause correctly, potentially resulting in incorrect repairs. Figure 5 illustrates one such failure case.

A comparative analysis with successful repair cases reveals two possible reasons for this failure: (1) the code is relatively large and contains complex logic, which may exceed the LLM’s capacity to process long and intricate inputs; and (2) the violation may stem from multiple potential causes, while the provided prompts lack sufficient specificity for the LLM to identify the correct one in context. To address these issues, we believe that incorporating more precise domain-specific knowledge and introducing iterative or backtracking mechanisms may improve the handling of failed repair attempts, thereby enhancing the adaptability and robustness of the repair framework.

Related Work

LLM for General Code Debugging Recently, LLMs have demonstrated impressive performance in code-related tasks such as generation, editing, and repair. Existing approaches for applying LLMs to code repair can be broadly divided into two categories. The first category focuses on fine-tuning LLMs with large-scale code datasets to enhance repair effectiveness. For instance, Zhou et al. proposed VulMaster (Zhou et al. 2024), which adopts a Fusion-in-Decoder architecture to incorporate full source code, AST structures, and CWE knowledge. Liu et al. (Liu et al. 2024) introduced a method that combines modification-oriented fine-tuning with parallel validation. Huang et al. (Huang et al. 2025) developed a two-stage fine-tuning scheme that first selects a repair template, then generates code accordingly—effectively injecting traditional repair patterns into LLMs. The second category enhances prompt quality using static analysis or domain knowledge, guiding LLMs without additional training. Nashid et al. (Nashid, Sintaha, and Mesbah 2023) presented a retrieval-based few-shot prompt-

ing technique, enabling LLMs to perform assertion or code generation directly. TypeFix (Peng et al. 2024) designed a prompt-learning method that integrates mined general templates into repair prompts. Ouyang et al. (Ouyang et al. 2025) proposed a knowledge-enhanced framework for repairing data science code by retrieving API information and augmenting error descriptions via knowledge graphs. Ruan et al. (Ruan, Zhang, and Roychoudhury 2024) leveraged LLMs for code intent extraction and applied an iterative specification inference and feedback mechanism to boost repair quality.

LLM for Hardware Code Debugging Traditional approaches rely on STA and formal verification to detect timing violations and functional bugs, but fixing them still requires manual effort. To address the inefficiency of traditional debugging, LLMs have been applied to automate hardware code repair. Tsai et al. (Tsai, Liu, and Ren 2024) combined LLMs with reactive frameworks, using iterative “think-execute-feedback” loops to fix syntax errors. Xu et al. (Xu et al. 2024) integrated multi-agent LLMs with RTL toolchains to perform pipelined debugging of functional errors via version-controlled rollbacks. Ahmad et al. (Ahmad et al. 2024) further extended LLMs to patch security vulnerabilities. These methods mainly target syntax and functional issues, with limited focus on timing violations. In contrast, our work focuses on debugging timing violations.

Specialized Timing Violation Debugging Recent studies have explored the application of LLMs to timing-specific tasks, although primarily for prediction or analysis. RTL-Timer (Fang et al. 2024) predicts register arrival times using ML-friendly RTL representations, but does not provide repair solutions. Amik et al. (Amik et al. 2025) convert RTL into graph structures for early timing estimation, but the representation lacks traceability for violations. The Timing Analysis Agent (Nainani et al. 2025) uses multi-agent LLMs to extract redundant metrics from STA reports but cannot generate code fixes. In summary, existing work is not directly applicable to debugging timing violations. Most efforts focus on syntax or functionality, or remain limited to timing violation prediction and analysis. In practice, timing debugging is far more complex, requiring both domain expertise and a deeper understanding of violation causes.

Conclusion

ViTAD presents a novel LLM-integrated framework for automated timing violation debugging in RTL design. By unifying code structure and timing violation information into a signal timing dependence graph (STDG), our approach enables precise root cause analysis. The integration of a domain-specific knowledge base (categorized by violation scenarios) and a parameterized template engine enables dynamic generation of repair strategies. ViTAD achieves a success rate of 73.68% in debugging setup / hold violations and CDC errors through targeted RTL modifications. This demonstrates the feasibility of using LLMs to transform manual timing debugging into an automated, knowledge-driven workflow, reducing design iteration cycles.

References

- Abdollahpour, M. M.; Ashtiani, M.; and Bakhshi, F. 2024. Automatic software code repair using deep learning techniques. *Software Quality Journal*, 32(2): 361–390.
- Achiam, J.; Adler, S.; Agarwal, S.; Ahmad, L.; Akkaya, I.; Aleman, F. L.; Almeida, D.; Altschmidt, J.; Altman, S.; Anadkat, S.; et al. 2023. Gpt-4 technical report. *arXiv preprint arXiv:2303.08774*.
- Ahmad, B.; Thakur, S.; Tan, B.; Karri, R.; and Pearce, H. 2024. On hardware security bug code fixes by prompting large language models. *IEEE Transactions on Information Forensics and Security*.
- Amik, F. R.; Safari, Y.; Zhang, Z.; and Vaisband, B. 2025. Graph-Based Timing Prediction at Early-Stage RTL Using Large Language Model. In *Proceedings of the 30th Asia and South Pacific Design Automation Conference*, 393–400.
- Barbhaya, S.; and Mehta, U. 2023. An Open-Source Static Timing Analysis EDA Tool for Digital System Design. In *2023 IEEE 3rd International Conference on Technology, Engineering, Management for Societal impact using Marketing, Entrepreneurship and Talent (TEMSMET)*, 1–6. IEEE.
- Fang, W.; Liu, S.; Zhang, H.; and Xie, Z. 2024. Annotating slack directly on your verilog: Fine-grained rtl timing evaluation for early optimization. In *Proceedings of the 61st ACM/IEEE Design Automation Conference*, 1–6.
- Fang, W.; Lu, Y.; Liu, S.; Zhang, Q.; Xu, C.; Wills, L. W.; Zhang, H.; and Xie, Z. 2023. Masterrtl: A pre-synthesis ppa estimation framework for any rtl design. In *2023 IEEE/ACM International Conference on Computer Aided Design (ICCAD)*, 1–9. IEEE.
- Gangadharan, S.; and Churiwala, S. 2013. *Constraining Designs for Synthesis and Timing Analysis*. Springer.
- Guo, D.; Yang, D.; Zhang, H.; Song, J.; Zhang, R.; Xu, R.; Zhu, Q.; Ma, S.; Wang, P.; Bi, X.; et al. 2025. Deepseek-rl: Incentivizing reasoning capability in llms via reinforcement learning. *arXiv preprint arXiv:2501.12948*.
- Huang, K.; Zhang, J.; Meng, X.; and Liu, Y. 2025. Template-Guided Program Repair in the Era of Large Language Models. In *ICSE*, 1895–1907.
- Liu, F.; Liu, Z.; Zhao, Q.; Jiang, J.; Zhang, L.; Sun, Z.; Li, G.; Li, Z.; and Ma, Y. 2024. FastFixer: an efficient and effective approach for repairing programming assignments. In *Proceedings of the 39th IEEE/ACM International Conference on Automated Software Engineering*, 669–680.
- Lopera, D. S.; Servadei, L.; Kasi, V. P.; Prebeck, S.; and Ecker, W. 2021. RTL delay prediction using neural networks. In *2021 IEEE Nordic Circuits and Systems Conference (NorCAS)*, 1–7. IEEE.
- Nainani, J.; Ho, C.-T.; Dhurka, A.; and Ren, H. 2025. Timing Analysis Agent: Autonomous Multi-Corner Multi-Mode (MCMM) Timing Debugging with Timing Debug Relation Graph. *arXiv preprint arXiv:2504.11502*.
- Nashid, N.; Sintaha, M.; and Mesbah, A. 2023. Retrieval-based prompt selection for code-related few-shot learning. In *2023 IEEE/ACM 45th International Conference on Software Engineering (ICSE)*, 2450–2462. IEEE.
- Ouyang, S.; Zhang, J. M.; Sun, Z.; and Penuela, A. M. 2025. Knowledge-Enhanced Program Repair for Data Science Code. *arXiv preprint arXiv:2502.09771*.
- Peng, Y.; Gao, S.; Gao, C.; Huo, Y.; and Lyu, M. 2024. Domain knowledge matters: Improving prompts with fix templates for repairing python type errors. In *Proceedings of the 46th IEEE/ACM international conference on software engineering*, 1–13.
- Ruan, H.; Zhang, Y.; and Roychoudhury, A. 2024. Specrover: Code intent extraction via llms. *arXiv preprint arXiv:2408.02232*.
- Sengupta, P.; Tyagi, A.; Chen, Y.; and Hu, J. 2023. Early identification of timing critical rtl components using ml based path delay prediction. In *2023 ACM/IEEE 5th Workshop on Machine Learning for CAD (MLCAD)*, 1–6. IEEE.
- Takamaeda-Yamazaki, S. 2015. Pyverilog: A python-based hardware design processing toolkit for verilog hdl. In *International Symposium on Applied Reconfigurable Computing*, 451–460. Springer.
- Tsai, Y.; Liu, M.; and Ren, H. 2024. RTLFixer: Automatically fixing RTL syntax errors with large language model. In *Proceedings of the 61st ACM/IEEE Design Automation Conference*, 1–6.
- Valueian, M.; Vahidi-Asl, M.; and Khalilian, A. 2022. SituRepair: Incorporating machine-learning fault class prediction to inform situational multiple fault automatic program repair. *International Journal of Critical Infrastructure Protection*, 37: 100527.
- Xu, K.; Sun, J.; Hu, Y.; Fang, X.; Shan, W.; Wang, X.; and Jiang, Z. 2024. Meic: Re-thinking rtl debug automation using llms. In *Proceedings of the 43rd IEEE/ACM International Conference on Computer-Aided Design*, 1–9.
- Yang, S.; Dong, C.; Xiao, Y.; Cheng, Y.; Shi, Z.; Li, Z.; and Sun, L. 2023. Asteria-pro: enhancing deep learning-based binary code similarity detection by incorporating domain knowledge. *ACM Transactions on Software Engineering and Methodology*, 33(1): 1–40.
- Zhou, X.; Kim, K.; Xu, B.; Han, D.; and Lo, D. 2024. Out of Sight, Out of Mind: Better Automatic Vulnerability Repair by Broadening Input Ranges and Sources. In *2024 IEEE/ACM 46th International Conference on Software Engineering (ICSE)*. *IEEE Computer Society*, 872–872.