

EvoVerilog: Large Language Model Assisted Evolution of Verilog Code

Ping Guo^{*1} Yiting Wang^{*2} Wanghao Ye² Yexiao He² Ziyao Wang²
Xiaopeng Dai³ Ang Li² Qingfu Zhang¹

Abstract

Large Language Models (LLMs) have demonstrated great potential in automating the generation of Verilog hardware description language code for hardware design. This automation is critical to reducing human effort in the complex and error-prone process of hardware design. However, existing approaches predominantly rely on human intervention and fine-tuning using curated datasets, limiting their scalability in automated design workflows. Although recent iterative search techniques have emerged, they often fail to explore diverse design solutions and may underperform simpler approaches such as repeated prompting. To address these limitations, we introduce EvoVerilog, a novel framework that combines the reasoning capabilities of LLMs with evolutionary algorithms to automatically generate and refine Verilog code. EvoVerilog utilizes a multiobjective, population-based search strategy to explore a wide range of design possibilities without requiring human intervention. Extensive experiments demonstrate that EvoVerilog achieves state-of-the-art performance, with pass@10 scores of 89.1 and 80.2 on the VerilogEval-Machine and VerilogEval-Human benchmarks, respectively. Furthermore, the framework showcases its ability to explore diverse designs by simultaneously generating a variety of functional Verilog code while optimizing resource utilization.

1. Introduction

The emergence of Large Language Models (LLMs) has significantly advanced the automation of complex tasks across various domains, demonstrating remarkable capabilities in

^{*}Equal contribution ¹Department of Computer Science, City University of Hong Kong, Hong Kong ²Department of Electrical Engineering, University of Maryland, Maryland, United States ³Amazon, Seattle, United States. Correspondence to: Ang Li <angliece@umd.edu>, Qingfu Zhang <qingfu.zhang@cityu.edu.hk>.

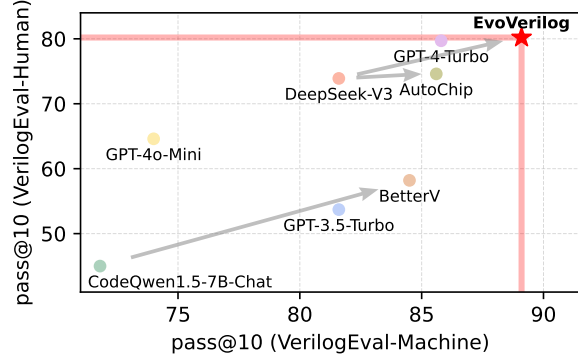


Figure 1. Comparison of pass@10 rates across different methods on the VerilogEval benchmark. EvoVerilog demonstrates superior performance, highlighting its effectiveness in automated Verilog code generation.

natural language understanding (Hendrycks et al., 2021), mathematical problem solving (Yu et al., 2024), and code generation (Chen et al., 2021; Liu et al., 2024c). In particular, LLMs have shown exceptional potential in code generation, enabling developers to automate the creation of code snippets, debug existing implementations, and even contribute to algorithm discovery (Romera-Paredes et al., 2024; Liu et al., 2024b; Guo et al., 2024b). These advances in structured text processing have facilitated innovative applications in Electronic Design Automation (EDA), a field critical to the design of modern integrated circuits (ICs) (Zhong et al., 2023; Wu et al., 2024; Pearce et al., 2020).

LLMs have made substantial contributions to EDA algorithms and tools by improving language-related tasks in IC design, particularly in generating hardware description language (HDL) code such as Verilog and VHDL (Liu et al., 2023a). The growing complexity of ICs, driven by Moore’s law, has significantly increased the time and expertise required for manual HDL coding. Consequently, LLM-based automation has emerged as an indispensable solution to improve EDA productivity (Zhong et al., 2023).

Early efforts in LLM-based Verilog code generation have primarily explored two approaches: 1) human interaction and 2) fine-tuned generation. Initially, the focus was on the use of general-purpose LLMs, trained in vast Internet

datasets, to assist human designers (Blocklove et al., 2023; Chang et al., 2023). While pioneering, these approaches were limited by their reliance on human intervention. Subsequently, researchers investigated fine-tuning LLMs using domain-specific data and techniques to improve their performance (Liu et al., 2024d; Pei et al., 2024). However, these methods face challenges of scalability and generalizability due to their high demand for training data and computational resources. Furthermore, they primarily emphasize generating correct code in a single attempt, which diverges from real-world development practices that often involve iterative refinement. As a result, these approaches fail to fully harness the reasoning capabilities of LLMs.

Recent advances have highlighted the potential of automated Verilog code design through iterative search (Thakur et al., 2023; Tsai et al., 2024), a paradigm that is closely aligned with real-world hardware development practices. This approach utilizes feedback mechanisms to iteratively refine designs, thereby improving the quality of generated code. However, existing iterative search approaches suffer from two key limitations: 1) the search process is often confined to a fixed initial solution, which restricts exploration of the design space and frequently often results in suboptimal outcomes; 2) current approaches lack support to address multi-objective design requirements, a critical aspect of hardware design where balancing resource efficiency with functional correctness is essential. These limitations underscore the necessity for a more efficient framework that facilitates iterative design refinement while simultaneously addressing multiple design objectives.

To address these limitations, we propose EvoVerilog, a novel framework that integrates the reasoning capabilities of LLMs with the search capabilities of evolutionary algorithms (EAs) for automated Verilog code generation. The framework comprises two key components: 1) an idea tree-based generation process that enhances solution diversity, and 2) an EA-based mechanism that promotes solution convergence. By combining the idea-tree generation process with the population-based search of EAs, the framework overcomes the first limitation by enabling broader exploration of the design space. Additionally, we introduce a nondominated sorting scheme to further enhance solution diversity and address the second limitation by supporting multiobjective optimization. Our framework achieves state-of-the-art performance on the widely adopted VerilogEval benchmark, as demonstrated by the comparison of pass@10 rates against existing methods in Figure 1.

Our contribution can be summarized as follows:

- **EvoVerilog Framework:** We introduce EvoVerilog, the first framework to combine LLMs with evolutionary algorithms for fully automated generation of Ver-

ilog code, eliminating the need for human intervention.

- **Idea-Tree-Based Search:** A novel idea tree generation process enhances the exploration of the design space, ensuring broader and more diverse solutions compared to fixed initialization approaches.
- **Multi-Objective Optimization:** Our framework incorporates a non-dominated sorting scheme to balance competing design objectives, such as functional correctness and resource efficiency, enabling diverse and high-quality solutions.
- **State-of-the-Art Performance:** EvoVerilog achieves pass@10 scores of 89.1 and 80.2 on the VerilogEval-Machine and VerilogEval-Human benchmarks, outperforming existing methods and setting a new standard for automated Verilog generation. Moreover, EvoVerilog can generate Verilog code that is both functionally correct and resource efficient, demonstrating its practical utility in real-world hardware design scenarios.

2. Background

2.1. LLMs for Verilog Code Generation

Since early 2023, research on LLM applications for Verilog code generation has expanded rapidly, with major advancements emerging in the last two years. This section outlines key methodologies and benchmarks in this evolving field, with representative works summarized in Table 1.

The methodologies are broadly classified into three approaches based on their application of LLMs: 1) *human interaction*, 2) *fine-tuned generation*, and 3) *iterative search*. Although human interaction emerged with early adoption of LLM, the latter two approaches have gained prominence more recently as researchers pursue greater automation.

Human Interaction. Early efforts, such as ChipChat and ChipGPT (Blocklove et al., 2023; Chang et al., 2023), employed LLMs as copilots to assist engineers in design workflows. These tools rely heavily on human expertise to complete designs through interactive prompts.

Fine-tuned Generation. To further enhance the performance of general-purpose LLMs, researchers have explored fine-tuning of LLMs on hardware design datasets. For example, Liu et al. (2023a) introduced ChipNeMo, which fine-tunes a general-purpose LLM on internal NVIDIA datasets for various chip design tasks. Similarly, Thakur et al. (2024) developed VeriGen to improve Verilog generation capabilities. Subsequent works, such as RTLCoder (Liu et al., 2024d) and BetterV (Pei et al., 2024), now represent the state-of-the-art in this category.

Iterative Search. Iterative search approaches have recently

Table 1. Comparative analysis of LLM-based methods for Verilog code generation, categorized by human interaction, fine-tuned generation, and iterative search approaches. It outlines the methods, their features, and the test datasets used for evaluation. Specifically, for the features of these methods (M1-4), ✓ indicates the presence of the feature, while ✗ indicates the absence.

Category	Method	M1	M2	M3	M4	Test Dataset
Human Interaction	ChipChat (Blocklove et al., 2023)	✗	✓	✓	✓	Several small-scale circuits
	ChipGPT (Chang et al., 2023)	✗	✓	✓	✗	Several small-scale circuits (for a large-scale circuit)
Fine-tuned Generation	ChipNeMo (Liu et al., 2023a)	✗	✗	✗	✗	Customized datasets + VerilogEval (Liu et al., 2023b)
	VeriGen (Thakur et al., 2024)	✗	✗	✗	✓	181 from HDLBits (Wong, 2024) + VerilogEval (Liu et al., 2023b)
	VerilogEval (Liu et al., 2023b)	✗	✗	✗	✗	VerilogEval (Liu et al., 2023b)
	RTLcoder (Liu et al., 2024d)	✗	✗	✗	✓	VerilogEval (Liu et al., 2023b) + RTLLM (Lu et al., 2024)
	BetterV (Pei et al., 2024)	✗	✗	✗	✗	VerilogEval (Liu et al., 2023b)
Iterative Search	AutoChip (Thakur et al., 2023)	✓	✗	✓	✓	VerilogEval (Liu et al., 2023b)
	RTLfixer (Tsai et al., 2024)	✓	✗	✓	✓	VerilogEval (Liu et al., 2023b)
	EvoVerilog (Ours)	✓	✓	✓	✓	VerilogEval (Liu et al., 2023b)

M1: Automatic Error Correction

M3: Training-Free

M2: Multiple Design Objectives

M4: Open Source

gained prominence as a means to overcome the inherent limitations of one-shot generation. AutoChip employs automated code refinement through error feedback (Thakur et al., 2023). RTLfixer employs a reasoning and acting framework to facilitate error correction (Tsai et al., 2024).

For benchmarking purposes, widely recognized datasets such as VerilogEval (Liu et al., 2023b) and RTLLM (Lu et al., 2024) are commonly utilized. These datasets have undergone significant evolution, with subsequent versions such as VerilogEvalV2 (Pinckney et al., 2024) and RTLLM-2.0 (Liu et al., 2024e) being released. For the purpose of comparison, this study concentrates on the original versions of these datasets.

2.2. Generalizing General-Purpose Code Generation

Although not directly applicable to hardware design, research on general-purpose code generation provides valuable insights that can inform our work. Population-based mechanisms, such as those utilized in FunSearch (Romera-Paredes et al., 2024) and EoH (Liu et al., 2024b), alongside tree-based reasoning frameworks like PlanSearch (Wang et al., 2024) and ReAct prompting (Yao et al., 2023), offer methodological inspiration. These approaches collectively inspire our research direction.

3. Evolution of Verilog (EvoVerilog)

3.1. Overview

Evolution of Verilog (EvoVerilog) is a framework that leverages the reasoning abilities of LLMs within the EA mechanism to iteratively generate Verilog code for hardware design. The framework addresses two critical challenges in automated hardware design: *exploring diverse design solutions* and *optimizing for functional correctness and resource efficiency*. Specifically, EvoVerilog operates in two phases: 1) tree-based multi-representation solution generation and

2) an evolutionary search mechanism. An illustration of the end-to-end workflow is shown in Figure 2.

3.2. Tree-based Multi-Representation Generation

Our tree-based solution generation process is designed to produce diverse and high-quality initial solutions for evolutionary search across multiple representation spaces. Although directly using LLMs with task descriptions for solution generation is a straightforward approach, it often results in solutions that are either overly similar or of low quality. To address these limitations, we employ an idea tree to guide the search process across multiple representation spaces for the initialization of the solutions.

3.2.1. IDEA TREE

While LLMs can generate numerous ideas for a given task, their output often suffer from two limitations: limited diversity of ideas and the absence of an efficient data structure to organize them effectively. Our framework builds upon concepts from Tree-of-Thought reasoning (Yao et al., 2024; Wang et al., 2024), with a key distinction: instead of relying entirely on systematic tree traversal, we employ the idea tree as a mechanism for probabilistically sampling high-quality initial solutions to seed evolutionary search. The ablation studies presented in Section 4.5 demonstrate the efficacy of this approach, showing that EvoVerilog outperforms methods based solely on tree traversal.

Idea Tree Generation. The tree is constructed through a recursive process, where each level refines or expands upon the ideas from the preceding levels. The generation process unfolds as follows:

- *Level 1*: Generate N_0 root ideas conditioned on the task description, establishing foundational concepts.
- *Level i ($i \geq 2$)*: Create variations by expanding at

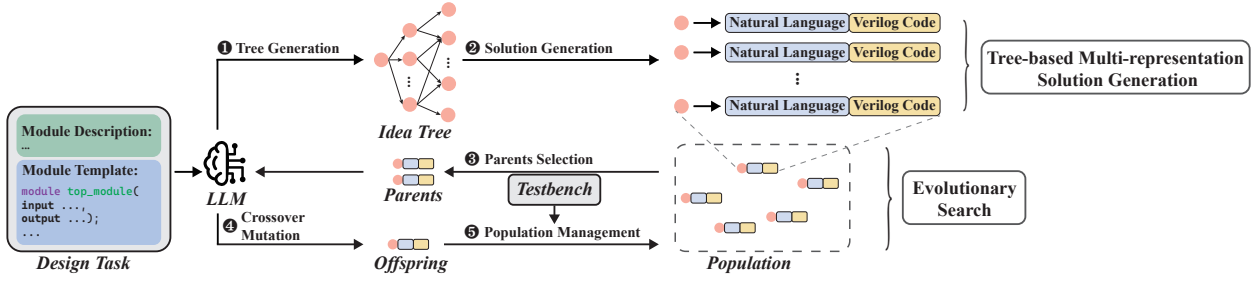


Figure 2. An illustrative overview of EvoVerilog. It initializes solutions through tree-based multi-representation generation, then iteratively refines them within the evolutionary search process.

most the parent nodes k from level $i - 1$, resulting in potential combinations expressed as $\sum_{j=0}^k C_{N_{i-1}}^j$, where N_{i-1} denotes the number of nodes at level $i - 1$.

This structure exhibits exponential combinatorial growth with increasing depth, rendering exhaustive search computationally impractical and leaving insufficient resources for solution refinement. To mitigate this issue, we employ random sampling of M solutions from the tree, which are subsequently translated into multiple representations for evolutionary search.

3.2.2. MULTI-REPRESENTATION GENERATION.

The guiding ideas from the tree must be transformed into final implementations. Although direct generation of Verilog code is possible, code that lacks descriptive annotations or supplementary materials (*e.g.*, logic diagrams) becomes challenging to interpret and modify. Recent studies in the field of LLM research have demonstrated that the integration of natural language significantly improves the efficacy of code generation (Wang et al., 2024; Liu et al., 2024b; Romera-Paredes et al., 2024). We therefore introduce a dual-representation framework:

- *Indirect representation*: This includes natural language, logical diagrams, or mathematical formulas, which provide richer contextual information.
- *Direct representation*: This consists of executable Verilog code for immediate evaluation.

Indirect Solution Generation. Indirect code representations enhance contextual understanding, thereby improving both comprehension and adaptability. This approach also facilitates the efficient exploration of the conceptual design space, as evidenced in (Wang et al., 2024). Notably, the historical limitations of evolutionary algorithms in Verilog optimization, as discussed by Nielsen et al. (2016), arise from the structural similarity between the embedding space of Genetic Programming and the sparse search space of Verilog, which hinders effective exploration.

Algorithm 1 Evolutionary Search of EvoVerilog

- 1: **Input:** A multi-representation solution set P from the tree-based multi-representation generation
- 2: **Output:** Optimized solution set P
- 3: **repeat**
- 4: $O_1 \leftarrow \text{TREE-BASED_INIT}()$ // or $O_1 \leftarrow \emptyset$
- 5: $O_2 \leftarrow \text{OFFSPRING}(P)$
- 6: $O \leftarrow O_1 \cup O_2$
- 7: $C \leftarrow P \cup O$
- 8: $P \leftarrow \text{NON-DOMINATED_SELECTION}(C)$
- 9: **until** Termination criteria met

While LLMs can generate code in various formats, we prioritize natural language due to its flexibility, expressiveness, and foundational role in the reasoning processes.

Direct Solution Generation. In our framework, the direct representation comprises standardized Verilog code. To ensure consistency across representations, LLMs are explicitly instructed to align the generated code with both the underlying conceptual ideas and their corresponding natural language descriptions.

3.3. Evolutionary Search

Our evolutionary search framework methodically maintains and iteratively refines a population of diverse hardware design solutions through systematic optimization. Although LLM-based evolutionary algorithms have been previously employed in general-purpose programming as demonstrated in prior studies (Ye et al., 2024; Liu et al., 2024b; Guo et al., 2024b), our approach uniquely incorporates specialized offspring operators and selection mechanisms specifically designed for diverse hardware design contexts. As illustrated in Algorithm 1, the process synergizes tree-based initialization with evolutionary operators to effectively balance exploration and exploitation in pursuit of optimal solutions.

3.3.1. ALGORITHM OVERVIEW

Our evolutionary search algorithm operates through a defined sequence consisting of three iterative phases, each crucial for generating and refining solutions within a diverse design space:

1. *Solution Initialization (Optional)*: This phase seeds new solutions derived from the idea tree, initializing a foundation for further evolutionary processes.
2. *Offspring Generation*: In this phase, new solutions are produced through the application of crossover and mutation operators, expanding the solution space with novel variants.
3. *Solution Selection*: This final phase evaluates the solutions, selecting the most promising ones based on quality through a dominance-based filtering method.

3.3.2. OFFSPRING GENERATION.

The process of generating offspring involves two primary steps: (1) parent selection and (2) offspring creation. While traditional selection methods, *e.g.*, tournament selection, are still relevant, this study focuses on the development of specialized mechanisms of generating offspring. Our framework incorporates four distinct operators: (1) positive crossover, (2) negative crossover, (3) positive mutation, and (4) negative mutation.

Crossover & Mutation. These operators systematically recombine and modify existing solutions to generate novel design candidates. Positive operators utilize the parents’ design characteristics, whereas negative operators intentionally diverge from parent solutions to promote exploration. For detailed examples of these operator implementations, please refer to Appendix. A.1.

3.3.3. SOLUTION SELECTION.

To preserve both diversity and quality within the population across iterations, a non-dominated sorting mechanism is employed for solution selection. This method effectively balances two critical objectives: (1) minimizing the mismatch rate from the test bench and (2) minimizing hardware resource consumption, *e.g.*, wires and cells in the Verilog module. Traditional single-objective optimization approaches fail to adequately address the trade-offs between these competing objectives, thus making non-dominated sorting pivotal in identifying optimal Pareto solutions.

Before introducing non-dominated sorting, it is essential to define the concept of Pareto optimality for comparison.

Definition 3.1 (Pareto Optimal). A solution x^* is Pareto optimal if there exists no other solution x such that $x_i \leq x_i^*$

for all $i \in \{1, \dots, m\}$ and $x_j < x_j^*$ for at least one $j \in \{1, \dots, m\}$.

Definition 3.2 (Pareto Set and Pareto Front). The Pareto set comprises all Pareto optimal solutions, and the Pareto front represents the objective function values of these solutions.

Non Dominated Sorting. The process begins by evaluating the dominance relationships between all pairs of solutions. Solutions not dominated by any other form the first *Pareto front* (\mathcal{F}_1). Subsequent fronts are iteratively constructed by removing \mathcal{F}_1 and identifying the new nondominated set (\mathcal{F}_2), repeating until all solutions are classified. This structure enables selective pressure toward the Pareto frontier and promotes diversity through front-based stratification. Eventually, the best N solutions across the fronts are preserved, prioritizing earlier fronts and employing random selection within each front to avoid premature convergence.

4. Experiment

We conducted comprehensive experiments to evaluate EvoVerilog’s effectiveness in generating functionally correct and resource-efficient Verilog code. The experimental settings are detailed in Section 4.1. The evaluation process consists of four phases: First, we compare our method with key baseline approaches in different categories using the widely adopted pass@k metric, as described in Section 4.2. Second, we investigate the performance limits of EvoVerilog in Verilog generation through limited evaluation experiments on some challenging problems, as outlined in Section 4.3. Third, we validate EvoVerilog’s resource-efficiency capabilities by analyzing hardware resource utilization under unlimited evaluation settings, as detailed in Section 4.4. Finally, we performed ablation studies to examine the impact of the core components of EvoVerilog, as discussed in Section 4.5.

4.1. Experimental Setting

Dataset. For performance comparisons, we use VerilogEval (Liu et al., 2023b), which is composed of two distinct subsets: **machine**-generated and **human**-authored module descriptions. While the machine-generated subset contains detailed specifications, whereas the human-authored subset poses more significant challenges owing to its sparse manual contextual information.

Baseline Methods. We compare our approach against three methodological categories: 1) standalone models, 2) fine-tuned generators, and 3) iterative search approaches. For closed source standalone models, we evaluated GPT-3.5-Turbo (OpenAI, 2024a), GPT-4o-mini (OpenAI, 2024c), and GPT-4-Turbo (OpenAI, 2024b). Open-source alternatives include CodeQwen1.5-7B-Chat (Bai et al., 2023), DeepSeek-

Table 2. Comparative analysis of Verilog code generation performance. Gray highlighting denotes state-of-the-art results (bold), underlines indicate second-best. Color-coded arrows show performance deltas relative to base models (green: improvement, red: decline).

Category		Method	Params.	VerilogEval-Machine			VerilogEval-Human		
				pass@1	pass@5	pass@10	pass@1	pass@5	pass@10
Base Model	Closed-Source	GPT-3.5-Turbo	N/A	63.5	78.0	81.6	31.2	47.0	53.7
		GPT-4o-mini	N/A	66.0	72.4	74.0	54.2	62.0	64.6
		GPT-4-Turbo	N/A	72.5	<u>83.0</u>	<u>85.8</u>	64.3	<u>76.1</u>	<u>79.7</u>
	Open-Source	CodeQwen1.5-7B-Chat	7B	29.1	61.9	71.8	14.8	36.8	45.0
		DeepSeek-Coder	6.7B	8.8	34.3	53.8	4.9	19.3	30.9
		DeepSeek-V3	671B	79.2	80.7	81.6	66.1	72.1	73.9
Fine-tuned Generation	Closed-Source	ChipNeMo [†]	70B	53.8	N/A	N/A	27.6	N/A	N/A
		VerilogEval [†]	16B	46.2	67.3	73.7	28.8	45.9	52.3
		BetterV-CodeQwen [†]	7B	68.1 _{+39.0}	79.4 _{+17.5}	84.5 _{+12.7}	46.1 _{+31.3}	53.7 _{+16.9}	58.2 _{+13.2}
	Open-Source	VeriGen [†]	16B	44.0	52.6	59.2	30.3	43.9	49.6
		RTLCoder-DeepSeek-Coder	6.7B	37.2 _{+28.4}	64.9 _{+30.6}	74.8 _{+21.0}	16.9 _{+12.0}	35.7 _{+16.4}	43.3 _{+12.4}
Iterative Search	Open-Source	AutoChip-GPT-4o-mini	N/A	61.7 _{-4.3}	69.0 _{-3.4}	70.6 _{-3.4}	49.4 _{-4.8}	57.1 _{-4.9}	60.2 _{-4.4}
		AutoChip-DeepSeek-V3	671B	<u>77.8</u> _{-1.4}	82.7 _{+2.0}	85.6 _{+4.0}	<u>63.1</u> _{-3.0}	70.3 _{-1.8}	74.6 _{+0.7}
		EvoVerilog-GPT-3.5-Turbo	N/A	39.2 _{-24.3}	74.1 _{-4.4}	80.3 _{-1.3}	21.1 _{-10.1}	47.9 _{+0.9}	55.1 _{+1.4}
		EvoVerilog-GPT-4o-mini	N/A	45.6 _{-20.4}	72.6 _{+0.2}	77.4 _{+3.4}	41.6 _{-12.6}	61.7 _{-0.3}	65.4 _{+0.8}
		EvoVerilog-DeepSeek-V3	671B	50.8 _{-28.4}	84.2 _{+3.5}	89.1 _{+7.5}	52.0 _{-14.1}	76.7 _{+4.6}	80.2 _{+6.3}

[†]: Reported Results.

Coder (Guo et al., 2024a), and DeepSeek-V3 (Liu et al., 2024a). The system prompt used for all models is the same, detailed in the Appendix A.2. We also include a discussion of the influence of prompt design on the results in Section 5.

For fine-tuned generation, we consider both closed-source methods (ChipNeMo (Liu et al., 2023a), VerilogEval (Liu et al., 2023b), Better (Pei et al., 2024)) and open-source implementations (VeriGen (Thakur et al., 2024), RTL-Coder (Liu et al., 2024d)). Our iterative search baseline combines AutoChip (Thakur et al., 2023) with the GPT-4o-mini and DeepSeek-V3 backbones.

Hyper-parameters. For idea tree generation, we allow a maximum of 5 ideas per node and up to 2 parent nodes for derivations. Although this setting is consistent across all models, we adjusted the population size and offspring generation rate for evolutionary search within the allowed number of samples to ensure fair comparisons. The detailed hyperparameters are provided in the Appendix. B.

We access GPT models and DeepSeek-V3 via API, while reproducing open source implementations on an Ubuntu 22.04.6 LTS workstation (Intel Xeon E5-2697 v2, 124GB RAM, NVIDIA 3090Ti 24GB). Closed source results are reported from original publications. Notably, VeriGen results are cited from the original paper due to hardware constraints.

Evaluation Metrics. We adopt the widely-adopted pass@k metric in code generation tasks:

$$\text{pass@k} = \frac{1}{N} \sum_{i=0}^N \left(1 - \frac{C_{n_i - c_i}^k}{C_{n_i}^k}\right) \quad (1)$$

where N is the number of the problems in the dataset, n_i

and c_i represent the total number of samples and correct samples for the i -th problem, respectively.

4.2. Overall Results

We evaluate EvoVerilog against state-of-the-art baselines using VerilogEval benchmark under a controlled sampling budget of 20 solutions per problem. Each method begins with 10 initial generations, with up to 20 total attempts for problems without valid solutions. The overall results are summarized in Table 2.

State-of-the-Art Performance. EvoVerilog establishes new benchmarks with DeepSeek-V3, achieving unprecedented pass@10 scores of 89.1 (machine subset) and 80.2 (human subset) - surpassing all existing approaches, including the 85.8/79.7 baseline from GPT-4 Turbo. Notably, it outperforms AutoChip on these subsets despite using identical backbone models, demonstrating the effectiveness of evolutionary reasoning over simple iterative refinement.

Model-Scale Synergy The framework exhibits a strong positive correlation with the capability of the model: While GPT-4o-mini shows moderate gains (+3.4 pass@10 on machine subset), DeepSeek-V3 achieves dramatic +7.5/+6.3 improvements. This scaling law suggests evolutionary methods particularly benefit from strong base models’ reasoning capabilities, unlike AutoChip which shows performance degradation (-3.4/-4.4 pass@10 for GPT-4o-mini).

Diversity-Accuracy Tradeoff A distinctive feature of EvoVerilog is observed in the pass@k trajectory: While there is a reduction of 28.4/14.1 points in pass@1 for

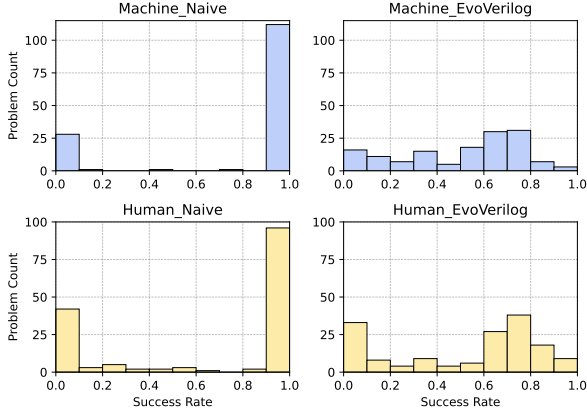


Figure 3. Success rate distribution analysis comparing EvoVerilog vs. naive sampling approaches using DeepSeek-V3 on two subsets.

Table 3. Extended evaluation results showing EvoVerilog’s impact on total problem coverage. ”Hard Solved” indicates hard problems addressed, ”Final Success” shows final success rate including baseline solutions.

Backbone	Machine-Hard		Human-Hard	
	Hard Solved	Final Success	Hard Solved	Final Success
GPT-3.5-Turbo	38/55	88.11%	53/102	68.59%
GPT-4o-mini	37/55	87.41%	63/102	75.00%
DeepSeek-V3	47/55	94.41%	73/102	81.41%

DeepSeek-V3, pass@10 sees an increase of 7.5/6.3 points. This inverse relationship confirms our hypothesis that evolutionary optimization sacrifices some initial accuracy to discover diverse solutions, thus broadening the scope of correct implementations. Further support is provided by the success rate distributions (Figure 3), where EvoVerilog shows significantly higher variance compared to the polarized outcomes of the baseline methods.

Practical Implications The results challenge conventional assumptions about iterative refinement. AutoChip’s negative performance deltas (-1.4 to -4.9 across metrics) suggest naively increasing sampling attempts for simple feedback refinement may degrade solution quality. In contrast, EvoVerilog’s evolutionary approach provides reliable gains (+3.5 to +7.5 pass@10) without model retraining, making it immediately applicable to commercial LLM APIs. Our findings establish evolutionary reasoning as a new paradigm for hardware generation tasks.

4.3. Extended Evaluation of Challenging Problems

To assess EvoVerilog’s upper performance boundaries, we conduct an extended evaluation with 100 solution attempts per problem and focus on a challenging benchmark - problems unsolved by the capable DeepSeek-Coder baseline (55 machine-subset and 102 human-subset problems, listed in

Table 4. Resource efficiency performance on hard benchmarks. ”Reduced” shows designs with resource savings, ”Non-dominated” indicates Pareto-optimal solutions balancing wire/cell usage.

Backbone	Machine-Hard		Human-Hard	
	Reduced	Non-dominated	Reduced	Non-dominated
GPT-3.5-Turbo	14/38	1	13/53	0
GPT-4o-mini	10/37	0	25/63	1
DeepSeek-V3	14/47	0	29/73	1

Appendix. C). The evaluation results are reported in Table 3.

Results. EvoVerilog significantly improves the backbone model’s ability to generate Verilog code. For instance, GPT-3.5-Turbo successfully solved 38 out of 55 machine-hard problems and 53 out of 102 human-hard problems, achieving final success rates of 88.11% and 68.59%, respectively, across the entire dataset.

Furthermore, the performance improves with more advanced models, as demonstrated by EvoVerilog-DeepSeek-V3, which solved 47 out of 55 machine-hard problems and 73 out of 102 human-hard problems. DeepSeek-V3 achieves absolute gains of 6.0–12.8% over GPT-4o-mini across subsets, indicating that evolutionary methods more effectively leverage the reasoning capabilities of large models.

Notably, human-hard problems remain more challenging, with a success rate of 81.4% compared to 94.4% for machine-hard problems, suggesting that real-world designs require a deeper semantic understanding that current LLMs still struggle to achieve.

4.4. Resource Efficiency Analysis

To evaluate EvoVerilog’s ability to produce hardware-efficient implementations, we analyze resource utilization patterns (wires and logic cells) across solutions for challenging benchmarks. Focusing on the hard problem subset where design flexibility exists, we investigate two types of designs: *resource-reduced designs* and *non-dominated designs*. Resource-reduced designs use fewer resources than baseline implementations, while non-dominated designs are Pareto-optimal and cannot be improved in both resource dimensions without trade-offs. The results are shown in Table 4. For full results containing all the original and optimized solutions, please refer to Appendix D.1.

Results. For the challenging human subset, EvoVerilog-DeepSeek-V3 engineered the most resource-efficient solutions in 29 out of 73 cases (39.7%), successfully balancing functional correctness with resource conservation.

Nevertheless, the prevalence of non-dominated solutions is low across both categories. This shortage may be attributable to the nature of most VerilogEval problems, which typically conform to a single optimal resource utilization

Table 5. Component ablation (DeepSeek-V3 backbone).

Configuration	VerilogEval-Machine			VerilogEval-Human		
	pass@1	pass@5	pass@10	pass@1	pass@5	pass@10
EvoVerilog	50.8 _{-28.4}	84.2 _{+3.5}	89.1 _{+7.5}	52.0 _{-14.1}	76.7 _{+4.6}	80.2 _{+6.3}
w/o EA	64.4 _{-14.8}	81.2 _{+0.5}	86.7 _{+5.1}	60.8 _{-5.3}	75.1 _{+3.0}	79.1 _{+5.2}
w/o Idea Tree	65.6 _{-13.6}	75.8 _{-4.9}	83.3 _{+1.7}	51.8 _{-14.3}	75.3 _{+3.2}	78.7 _{+4.8}

solution. These non-dominated solutions are detailed in Appendix D.2 for those interested. These outcomes underline the necessity for a specialized dataset that encompasses a wider array of design options in forthcoming studies.

4.5. Ablation Studies

To assess the impact of two key components in EvoVerilog, ablation studies were conducted using the VerilogEval benchmark, employing DeepSeek-V3 as the backbone model. The findings, presented in Table 5, delineate distinct performance trends across various configurations.

Diversity-Accuracy Tradeoff The introduction of both components decreases generation diversity, as indicated by lower pass@1 scores in both subsets of the benchmark.

Performance Improvement The Idea Tree boosts performance significantly in scenarios involving modules with comprehensive specifications. Conversely, for modules described with less detail, typically provided by humans, the two components exhibit parallel efficacy.

The ablation study confirms that both components collectively contribute to overall performance improvements.

5. Discussion

5.1. Cost of Models and Effects

Understanding the cost implications of model selection is crucial for practical deployment. To this end, we have detailed the costs of model APIs in Appendix E. To demonstrate the cost-effectiveness and performance improvements facilitated by EvoVerilog, we have plotted both the cost and the pass@10 scores on the benchmark in Figure 4.

Notably, DeepSeek-V3 emerges as a particularly cost-effective foundation model with robust reasoning capabilities, which significantly enhances the performance of EvoVerilog. The integration of EvoVerilog with DeepSeek-V3 as its backbone model has achieved state-of-the-art performance while maintaining a reasonable cost for practical deployment.

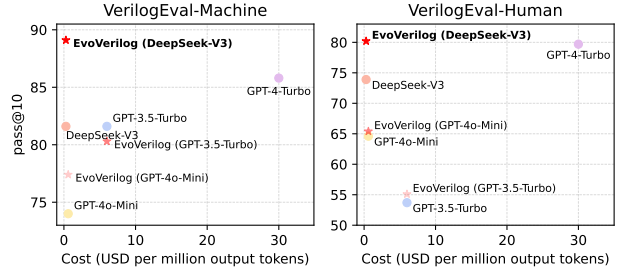


Figure 4. Cost-performance trade-off of the models. The plot compares API costs against pass@10 scores across baseline approaches and EvoVerilog.

Table 6. Impact of prompt design on Verilog generation performance (pass@10 score).

Model	VerilogEval-Machine		VerilogEval-Human	
	P1	P0	P1	P0
GPT-3.5-Turbo	66.5	81.6	46.5	53.7
GPT-4o-mini	64.1	74.0	51.8	64.6
GPT-4-Turbo	70.1	85.8	69.1	79.7
DeepSeek-V3	68.5	81.6	58.6	73.9

5.2. Influence of Prompts

The choice of prompts significantly influences the performance of Verilog code generation methods. Since the prompts used by some methods in their original studies are not disclosed, we reproduced their results using our own prompts. To demonstrate the impact of prompt variation, we present the results of Standalone models using two distinct prompts in Table 6, with detailed descriptions of the testing prompts provided in the Appendix A.2.

The results confirm that the choice of prompts significantly impacts the performance of Verilog code generation. This observation partially explains the discrepancies between our reproduced results and those reported in the original studies, which can be attributed to differences in prompt design.

Additionally, testing with diverse prompts for fine-tuned models provides valuable insights. A key takeaway from this work is the potential to enhance performance by integrating automated prompt optimization techniques.

6. Conclusion

We present EvoVerilog, a framework integrating LLMs with evolutionary algorithms to automate Verilog code generation. By combining tree-based exploration for diversity and non-dominated sorting for multi-objective optimization, EvoVerilog addresses the limitations of prior methods in design space exploration and resource efficiency. On

the VerilogEval benchmark, EvoVerilog achieves state-of-the-art pass@10 scores of 89.1 (machine) and 80.2 (human), demonstrating its ability to generate both correct and resource-efficient solutions without human intervention. This work advances hardware design automation, reducing manual effort while balancing functional and resource constraints, and establishes a foundation for future research in LLM-driven EDA tools.

Impact Statement

This paper presents work whose goal is to advance the field of Electronic Design Automation. There are many potential societal consequences of our work, none which we feel must be specifically highlighted here.

References

- Bai, J., Bai, S., Chu, Y., Cui, Z., Dang, K., Deng, X., Fan, Y., Ge, W., Han, Y., Huang, F., et al. Qwen technical report. *arXiv preprint arXiv:2309.16609*, 2023.
- Blocklove, J., Garg, S., Karri, R., and Pearce, H. Chip-chat: Challenges and opportunities in conversational hardware design. In *5th ACM/IEEE Workshop on Machine Learning for CAD, MLCAD*. IEEE, 2023.
- Chang, K., Wang, Y., Ren, H., Wang, M., Liang, S., Han, Y., Li, H., and Li, X. Chipgpt: How far are we from natural language hardware design. *CoRR*, abs/2305.14019, 2023.
- Chen, M., Tworek, J., Jun, H., Yuan, Q., Pinto, H. P. D. O., Kaplan, J., Edwards, H., Burda, Y., Joseph, N., Brockman, G., et al. Evaluating large language models trained on code. *arXiv preprint arXiv:2107.03374*, 2021.
- Guo, D., Zhu, Q., Yang, D., Xie, Z., Dong, K., Zhang, W., Chen, G., Bi, X., Wu, Y., Li, Y., et al. Deepseek-coder: When the large language model meets programming—the rise of code intelligence. *arXiv preprint arXiv:2401.14196*, 2024a.
- Guo, P., Zhang, Q., and Lin, X. Coevo: Continual evolution of symbolic solutions using large language models, 2024b.
- Hendrycks, D., Burns, C., Basart, S., Zou, A., Mazeika, M., Song, D., and Steinhardt, J. Measuring massive multitask language understanding. In *International Conference on Learning Representations*, 2021.
- Liu, A., Feng, B., Xue, B., Wang, B., Wu, B., Lu, C., Zhao, C., Deng, C., Zhang, C., Ruan, C., et al. Deepseek-v3 technical report. *arXiv preprint arXiv:2412.19437*, 2024a.
- Liu, F., Tong, X., Yuan, M., Lin, X., Luo, F., Wang, Z., Lu, Z., and Zhang, Q. Evolution of heuristics: Towards efficient automatic algorithm design using large language model. In *Forty-first International Conference on Machine Learning, ICML*, 2024b.
- Liu, F., Yao, Y., Guo, P., Yang, Z., Zhao, Z., Lin, X., Tong, X., Yuan, M., Lu, Z., Wang, Z., and Zhang, Q. A systematic survey on large language models for algorithm design, 2024c.
- Liu, M., Ene, T., Kirby, R., Cheng, C., Pinckney, N. R., Liang, R., Alben, J., Anand, H., Banerjee, S., Bayraktaroglu, I., Bhaskaran, B., Catanzaro, B., Chaudhuri, A., Clay, S., Dally, B., Dang, L., Deshpande, P., Dhodhi, S., Halepete, S., Hill, E., Hu, J., Jain, S., Khailany, B., Kunal, K., Li, X., Liu, H., Oberman, S. F., Omar, S., Pratty, S., Raiman, J., Sarkar, A., Shao, Z., Sun, H., Suthar, P. P., Tej, V., Xu, K., and Ren, H. Chipnemo: Domain-adapted llms for chip design. *CoRR*, abs/2311.00176, 2023a.
- Liu, M., Pinckney, N. R., Khailany, B., and Ren, H. Invited paper: VerilogEval: Evaluating large language models for verilog code generation. In *IEEE/ACM International Conference on Computer Aided Design, ICCAD*. IEEE, 2023b.
- Liu, S., Fang, W., Lu, Y., Wang, J., Zhang, Q., Zhang, H., and Xie, Z. Rtlcoder: Fully open-source and efficient llm-assisted rtl code generation technique. *IEEE Transactions on Computer-Aided Design of Integrated Circuits and Systems*, 2024d.
- Liu, S., Lu, Y., Fang, W., Li, M., and Xie, Z. Openllm-rtl: Open dataset and benchmark for llm-aided design rtl generation. In *IEEE/ACM International Conference on Computer Aided Design, ICCAD*. IEEE, 2024e.
- Lu, Y., Liu, S., Zhang, Q., and Xie, Z. Rtlm: An open-source benchmark for design rtl generation with large language model. In *Proceedings of the 29th Asia and South Pacific Design Automation Conference, ASPDAC '24*. IEEE Press, 2024.
- Nielsen, A. A., Der, B. S., Shin, J., Vaidyanathan, P., Paralakov, V., Strychalski, E. A., Ross, D., Densmore, D., and Voigt, C. A. Genetic circuit design automation. *Science*, 352(6281):aac7341, 2016.
- OpenAI. Gpt-3.5-turbo. <https://platform.openai.com/docs/models#gpt-3-5-turbo>, 2024a. Accessed: 2024-12-25.
- OpenAI. Gpt-4-turbo. <https://platform.openai.com/docs/models#gpt-4-turbo-and-gpt-4>, 2024b. Accessed: 2024-12-25.

- OpenAI. Gpt-4o-mini. <https://platform.openai.com/docs/models#gpt-4o-mini>, 2024c. Accessed: 2024-12-25.
- Pearce, H., Tan, B., and Karri, R. Dave: Deriving automatically verilog from english. In *Proceedings of the 2020 ACM/IEEE Workshop on Machine Learning for CAD*, pp. 27–32, 2020.
- Pei, Z., Zhen, H., Yuan, M., Huang, Y., and Yu, B. Betterv: Controlled verilog generation with discriminative guidance. In *Forty-first International Conference on Machine Learning, ICML*. OpenReview.net, 2024.
- Pinckney, N., Batten, C., Liu, M., Ren, H., and Khailany, B. Revisiting verilogeval: Newer llms, in-context learning, and specification-to-rtl tasks, 2024.
- Romera-Paredes, B., Barekatin, M., Novikov, A., Balog, M., Kumar, M. P., Dupont, E., Ruiz, F. J., Ellenberg, J. S., Wang, P., Fawzi, O., et al. Mathematical discoveries from program search with large language models. *Nature*, 625 (7995):468–475, 2024.
- Thakur, S., Blocklove, J., Pearce, H., Tan, B., Garg, S., and Karri, R. Autochip: Automating HDL generation using LLM feedback. *CoRR*, abs/2311.04887, 2023.
- Thakur, S., Ahmad, B., Pearce, H., Tan, B., Dolan-Gavitt, B., Karri, R., and Garg, S. Verigen: A large language model for verilog code generation. *ACM Trans. Design Autom. Electr. Syst.*, 2024.
- Tsai, Y., Liu, M., and Ren, H. Rtlfixer: Automatically fixing RTL syntax errors with large language model. In *Proceedings of the 61st ACM/IEEE Design Automation Conference, DAC*. ACM, 2024.
- Wang, E., Cassano, F., Wu, C., Bai, Y., Song, W., Nath, V., Han, Z., Hendryx, S., Yue, S., and Zhang, H. Planning in natural language improves llm search for code generation. *arXiv preprint arXiv:2409.03733*, 2024.
- Wong, H. Hdlbits. https://hdlbits.01xz.net/wiki/Main_Page, 2024. Accessed: 2024-11-25.
- Wu, H., He, Z., Zhang, X., Yao, X., Zheng, S., Zheng, H., and Yu, B. Chateda: A large language model powered autonomous agent for eda. *IEEE Transactions on Computer-Aided Design of Integrated Circuits and Systems*, 2024.
- Yao, S., Zhao, J., Yu, D., Du, N., Shafran, I., Narasimhan, K., and Cao, Y. React: Synergizing reasoning and acting in language models, 2023. URL <https://arxiv.org/abs/2210.03629>.
- Yao, S., Yu, D., Zhao, J., Shafran, I., Griffiths, T., Cao, Y., and Narasimhan, K. Tree of thoughts: Deliberate problem solving with large language models. *Advances in Neural Information Processing Systems*, 36, 2024.
- Ye, H., Wang, J., Cao, Z., Berto, F., Hua, C., Kim, H., Park, J., and Song, G. Reevo: Large language models as hyper-heuristics with reflective evolution. In *The Thirty-eighth Annual Conference on Neural Information Processing Systems*, 2024.
- Yu, L., Jiang, W., Shi, H., YU, J., Liu, Z., Zhang, Y., Kwok, J., Li, Z., Weller, A., and Liu, W. Metamath: Bootstrap your own mathematical questions for large language models. In *The Twelfth International Conference on Learning Representations*, 2024.
- Zhong, R., Du, X., Kai, S., Tang, Z., Xu, S., Zhen, H.-L., Hao, J., Xu, Q., Yuan, M., and Yan, J. Llm4eda: Emerging progress in large language models for electronic design automation. *arXiv preprint arXiv:2401.12224*, 2023.

A. Prompts

A.1. Offspring Prompts

In this section we outlined the detailed prompts for the offspring operators. Note that this generation process follows the ReAct framework (Yao et al., 2023). The offspring prompts are divided into two parts: reasoning and acting. The reasoning prompts are designed to encourage the offspring to generate innovative and non-obvious observations about the problem. Then, the acting prompts are designed to implement them in both indirect and direct representations.

The OFFSPRING_PROMPT is a placeholder for different prompts for each offspring operator, which are detailed below:

- **Positive Crossover:** creating a new solution that has a totally different form from the given solutions but can be motivated from the existing ones.
- **Negative Crossover:** creating a new solution that has a totally different form from the given solutions.
- **Positive Mutation:** creating a solution in different forms but can be a modified version of the existing solution.
- **Negative Mutation:** creating a totally different solution from the existing solution.

Prompt for Offspring (Reasoning)

⟨SYS_PROMPT⟩

⟨TASK_DESCRIPTION⟩

⟨PARENT_SOL_0⟩

⟨PARENT_SOL_1⟩

...

Brainstorm a list of {num.observations} innovative and non-obvious observations about

⟨OFFSPRING_PROMPT⟩

Prompt for Offspring (Acting, indirect)

Now, use the observations above to brainstorm a natural language solution to the problem above.

Prompt for Offspring (Acting, direct)

Now, ONLY return the Verilog Code inside markdown codeblocks.

A.2. System Prompts

To ensure a fair comparison, we use identical system prompts for all methods. However, some open-source methods do not provide system prompts. Therefore, we provide the system prompt **P0** for the baseline models in this section. Additionally, we manually created another system prompt, **P1**, to facilitate comparative analysis.

System Prompt (Final adopted, P0)

You are an expert Verilog engineer. You will be given a problem, its details. Avoid syntax errors and ensure the code is runnable. You will return Verilog code and passes all tests.

Here is the problem:

Module Description:

⟨Description from VerilogEval⟩

Module Template:

⟨Template from VerilogEval⟩

Return ONLY Verilog code inside markdown codeblocks.

System Prompt (Comparative Analysis, P1)

You are an experienced Verilog engineer, please implement the 'top_module' module based on the following description. Avoid syntax errors and ensure the code is runnable.

Module Description:

⟨Description from VerilogEval⟩

Module Template:

⟨Template from VerilogEval⟩

Only respond the runnable code.

Respond Example:

```
```verilog
⟨Template from VerilogEval⟩
...
```
```

B. Hyper-parameter settings

The following hyper-parameter configurations were employed under distinct generation limits:

- **20 Samples:** For solutions derived from the idea tree, $M = 6$. In generation 0, 6 solutions were initialized from the idea tree. In generations 1 and 2, 3 solutions were generated from the idea tree, and 4 offspring were reproduced using the designed operators. This configuration yielded a total of 20 samples.
- **100 Samples:** For solutions derived from the idea tree, $M = 6$. In generation 0, 9 solutions were initialized from the idea tree. In generations 1 through 13, 3 solutions were generated from the idea tree, and 4 offspring were reproduced using the designed operators. This configuration yielded a total of 100 samples.

C. Challenging problems

We refer the problems that are unsolved by DeepSeek-Coder model within 20 generations as challenging problems. The following table lists the challenging problems for both the machine-hard and human-hard subsets.

Table 7. Challenging problems for VerilogEval benchmark.

| Subset Name | Problems |
|--------------|----------------------------------------------------------------------------------------------------------------------------------------------------------------------------------------------------------------------------------------------------------------------------------------------------------------------------------------------------------------------------------------------------------------------------------------------------------------------------------------------------------------------------------------------------------------------------------------------------------------------------------------------------------------------------------------------------------------------------------------------------------------------------------------------------------------------------------------------------------------------------------------------------------------------------------------------------------------------------------------------------------------------------------------------------------------------------------------------------------------------------------------------------------------------------------------------------------------------------------------------------------------------------------------------------------------------------------------------------------------------------------------------------------------------|
| machine-hard | 'mux2to1v', 'circuit7', 'ece241_2014_q5a', 'fsm3', 'ece241_2013_q8', 'm2014_q6', 'fsm_ps2data', 'kmap4', 'norgate', 'm2014_q6c', '2014_q4a', 'ece241_2014_q4', 'rule110', 'fsm3s', 'review2015_fsmonehot', 'always_casez', 'history_shift', 'ece241_2013_q12', 'thermostat', 'ece241_2013_q2', 'lfsr32', 'gatesv', 'mt2015_q4', 'rotate100', 'notgate', 'fsm_onehot', 'popcount3', 'lemmings1', '7458', 'review2015_fsmseq', 'count1to10', 'lfsr5', 'kmap3', 'wire', 'review2015_fsmshift', '2013_q2afsm', '2014_q3bfsm', '2013_q2bfsm', 'fsm3comb', 'dff16e', 'circuit8', 'gatesv100', 'm2014_q4a', 'vectorgates', 'fsm3onehot', '2014_q3fsm', 'vector4', 'always_case2', 'fsm2', 'm2014_q4d', 'shift4', 'fsm2s', 'vector3', 'ece241_2014_q5b', 'circuit10' |
| human-hard | 'gatesv', 'rotate100', 'review2015_fsmonehot', 'dff8ar', 'kmap3', 'lemmings1', '2013_q2afsm', 'fsm_hdlc', 'review2015_count1k', 'circuit8', '2014_q3fsm', 'always_if2', 'counter_2bc', 'circuit1', '2012_q1g', 'count1to10', 'm2014_q4d', 'fsm1', 'dff16e', 'fsm_onehot', 'review2015_fancytimer', 'ece241_2013_q4', 'hadd', 'circuit9', 'ringer', 'fsm_serial', 'timer', 'circuit7', 'gatesv100', 'vector100r', 'countslow', 'circuit3', 'mt2015_q4', 'mt2015_muxdff', 'fsm3comb', 'fsm_serialdata', 'vector3', 'history_shift', 'truthtable1', 'circuit5', 'm2014_q3', 'm2014_q4f', 'gshare', 'vector5', 'dff8p', 'circuit6', 'lemmings4', 'review2015_fsm', 'fsm2', 'conwaylife', 'mt2015_q4b', 'm2014_q6', 'kmap2', 'ece241_2014_q4', 'rule110', 'review2015_shiftcount', 'dff8', 'lemmings3', 'review2015_fsmseq', 'fsm3', 'lfsr5', 'lfsr32', '2014_q3bfsm', 'fsm2s', 'm2014_q4b', 'm2014_q4k', 'review2015_fsmshift', 'count10', 'kmap4', 'wire', 'ece241_2014_q5b', 'ece241_2014_q3', 'circuit10', 'fsm_ps2data', 'edgedetect', 'circuit4', 'fsm_ps2', 'fsm3s', 'fsm3onehot', 'm2014_q4a', 'edgecapture', 'vectorr', '2013_q2bfsm', 'ece241_2014_q1c', 'ece241_2013_q2', 'm2014_q6c', '2012_q2fsm', 'count_clock', 'rule90', 'lemmings2', 'ece241_2014_q5a', 'm2014_q6b', 'circuit2', 'always_if', 'ece241_2013_q12', 'shift18', 'ece241_2013_q8', 'fsm1s', 'countbcd', '2014_q3c', 'thermostat', '2012_q2b', |

D. Detailed Resource Efficiency Results

D.1. Full Results

We have included the baseline resource used by the original solutions and the optimized solutions generated by EvoVerilog-DeepSeek-V3 for both machine-hard and human-hard subsets of the VerilogEval benchmark.

D.2. Non-dominated designs

D.2.1. PROBLEM: ALWAYS_CASE2, FOUND BY GPT-3.5-TURBO

```

1  module top_module (
2      input [3:0] in,
3      output reg [1:0] pos
4  );
5
6  always @(*) begin
7      case (in)
8          2, 6, 10, 14:
9              pos = 1;
10         4, 12:
11             pos = 2;
12         8:
13             pos = 3;

```

Table 8. Resource usage of original and optimized solution. (DeepSeek-V3, Machine)

| Problem ID | Original | | Optimized | |
|---------------------|----------|------|-----------|------|
| | Wire | Cell | Wire | Cell |
| mux2to1v | 54 | 10 | 4 | 1 |
| circuit7 | 5 | 2 | 4 | 2 |
| ece241_2014_q5a | 19 | 16 | 11 | 8 |
| ece241_2013_q12 | 16 | 10 | 8 | 2 |
| fsm_onehot | 16 | 23 | 9 | 16 |
| popcount3 | 7 | 7 | 6 | 5 |
| count1to10 | 6 | 4 | 5 | 3 |
| kmap3 | 17 | 12 | 5 | 2 |
| review2015_fsmshift | 13 | 11 | 6 | 4 |
| 2014_q3bfsm | 20 | 17 | 16 | 13 |
| dff16e | 15 | 12 | 5 | 2 |
| gatesv100 | 4 | 4 | 4 | 3 |
| vectorgates | 7 | 6 | 7 | 5 |
| always_case2 | 8 | 7 | 2 | 2 |

```

14         default:
15             pos = 0;
16     endcase
17 end
18
19 endmodule
    
```

Listing 1. always_case2 (wire:7, cell:10)

```

1  module top_module (
2      input [3:0] in,
3      output reg [1:0] pos
4  );
5
6  reg [1:0] pos_table [15:0]; // Lookup table for pos values
7
8  initial begin
9      // Initialize lookup table based on the given rules
10     pos_table[0] = 2'b00; pos_table[1] = 2'b00;
11     pos_table[2] = 2'b01; pos_table[3] = 2'b00;
12     pos_table[4] = 2'b10; pos_table[5] = 2'b00;
13     pos_table[6] = 2'b01; pos_table[7] = 2'b00;
14     pos_table[8] = 2'b11; pos_table[9] = 2'b00;
15     pos_table[10] = 2'b01; pos_table[11] = 2'b00;
16     pos_table[12] = 2'b10; pos_table[13] = 2'b00;
17     pos_table[14] = 2'b01; pos_table[15] = 2'b00;
18 end
19
20 always @(*) begin
21     pos = pos_table[in];
22 end
23
24 endmodule
    
```

Listing 2. always_case2 (wire:2, cell:17)

D.2.2. PROBLEM: VECTOR5, FOUND BY DEEPSEEK-V3

```

1  module top_module (
    
```

Table 9. Resource usage of original and optimized solution. (DeepSeek-V3, Human)

| Problem ID | Original | | Optimized | |
|-----------------------|----------|------|-----------|------|
| | Wire | Cell | Wire | Cell |
| gatesv | 4 | 10 | 4 | 3 |
| circuit1 | 5 | 2 | 3 | 1 |
| count1to10 | 13 | 11 | 5 | 3 |
| fsm1 | 10 | 6 | 9 | 4 |
| dff16e | 15 | 12 | 5 | 2 |
| hadd | 11 | 8 | 4 | 2 |
| circuit9 | 12 | 12 | 7 | 6 |
| timer | 15 | 12 | 10 | 7 |
| circuit7 | 6 | 4 | 4 | 2 |
| vector100r | 12 | 0 | 2 | 0 |
| mt2015_q4 | 11 | 7 | 4 | 2 |
| fsm3comb | 13 | 10 | 4 | 3 |
| vector3 | 12 | 0 | 11 | 0 |
| truthtable1 | 10 | 7 | 7 | 4 |
| circuit5 | 11 | 5 | 10 | 5 |
| vector5 | 20 | 20 | 16 | 14 |
| review2015_shiftcount | 11 | 7 | 9 | 5 |
| 2014_q3bfs | 17 | 14 | 16 | 13 |
| m2014_q4k | 11 | 7 | 5 | 1 |
| review2015_fsmshift | 11 | 9 | 10 | 7 |
| count10 | 7 | 4 | 5 | 3 |
| ece241_2014_q5b | 18 | 15 | 11 | 8 |
| ece241_2014_q1c | 14 | 9 | 6 | 4 |
| m2014_q6c | 11 | 9 | 8 | 6 |
| 2012_q2fsm | 18 | 15 | 18 | 14 |
| fsm1s | 9 | 5 | 7 | 3 |
| countbcd | 20 | 20 | 15 | 18 |
| 2014_q3c | 15 | 12 | 8 | 5 |
| 2012_q2b | 11 | 9 | 8 | 6 |

```

2  input a,
3  input b,
4  input c,
5  input d,
6  input e,
7  output [24:0] out
8  );
9
10 // Generate all 25 pairwise comparisons
11 assign out[24] = ~(a ^ a);
12 assign out[23] = ~(a ^ b);
13 assign out[22] = ~(a ^ c);
14 assign out[21] = ~(a ^ d);
15 assign out[20] = ~(a ^ e);
16
17 assign out[19] = ~(b ^ a);
18 assign out[18] = ~(b ^ b);
19 assign out[17] = ~(b ^ c);
20 assign out[16] = ~(b ^ d);
21 assign out[15] = ~(b ^ e);
22
23 assign out[14] = ~(c ^ a);

```

```

24     assign out[13] = ~(c ^ b);
25     assign out[12] = ~(c ^ c);
26     assign out[11] = ~(c ^ d);
27     assign out[10] = ~(c ^ e);
28
29     assign out[9]  = ~(d ^ a);
30     assign out[8]  = ~(d ^ b);
31     assign out[7]  = ~(d ^ c);
32     assign out[6]  = ~(d ^ d);
33     assign out[5]  = ~(d ^ e);
34
35     assign out[4]  = ~(e ^ a);
36     assign out[3]  = ~(e ^ b);
37     assign out[2]  = ~(e ^ c);
38     assign out[1]  = ~(e ^ d);
39     assign out[0]  = ~(e ^ e);
40
41 endmodule

```

Listing 3. vector5 (wire:16, cell:20)

```

1  module top_module (
2      input a,
3      input b,
4      input c,
5      input d,
6      input e,
7      output [24:0] out
8  );
9
10     // Compute the unique comparisons
11     wire ab = ~a ^ b;
12     wire ac = ~a ^ c;
13     wire ad = ~a ^ d;
14     wire ae = ~a ^ e;
15     wire bc = ~b ^ c;
16     wire bd = ~b ^ d;
17     wire be = ~b ^ e;
18     wire cd = ~c ^ d;
19     wire ce = ~c ^ e;
20     wire de = ~d ^ e;
21
22     // Assign the unique comparisons to the output vector
23     assign out[24] = 1'b1; // a == a
24     assign out[23] = ab;   // a == b
25     assign out[22] = ac;   // a == c
26     assign out[21] = ad;   // a == d
27     assign out[20] = ae;   // a == e
28     assign out[19] = ab;   // b == a
29     assign out[18] = 1'b1; // b == b
30     assign out[17] = bc;   // b == c
31     assign out[16] = bd;   // b == d
32     assign out[15] = be;   // b == e
33     assign out[14] = ac;   // c == a
34     assign out[13] = bc;   // c == b
35     assign out[12] = 1'b1; // c == c
36     assign out[11] = cd;   // c == d
37     assign out[10] = ce;   // c == e
38     assign out[9]  = ad;   // d == a
39     assign out[8]  = bd;   // d == b
40     assign out[7]  = cd;   // d == c
41     assign out[6]  = 1'b1; // d == d
42     assign out[5]  = de;   // d == e
43     assign out[4]  = ae;   // e == a
44     assign out[3]  = be;   // e == b

```



```

45     assign out[2] = ce;    // e == c
46     assign out[1] = de;    // e == d
47     assign out[0] = 1'b1;  // e == e
48
49 endmodule

```

Listing 4. vector5 (wire:20, cell:14)

E. Cost of the Tokens of Standalone Models

We provide the cost of tokens for standalone models in the following table.

Table 10. Cost of the tokens for the standalone models. The unit is dollars per million tokens.

| Standalone Model | Cost |
|------------------|------|
| GPT-3.5-Turbo | 6.0 |
| GPT-4o-mini | 0.6 |
| GPT-4-Turbo | 30.0 |
| DeepSeek-V3 | 0.28 |