

---

# Wavy Transformer

---

**Satoshi Noguchi**

Research Institute for Value-Added Information Generation,  
Japan Agency for Marine-Earth Science and Technology  
RIKEN Center for Advanced Intelligence Project  
satoshin@jamstec.go.jp

**Yoshinobu Kawahara**

Graduate School of Information Science and Technology, The University of Osaka  
RIKEN Center for Advanced Intelligence Project  
kawahara@ist.osaka-u.ac.jp

## Abstract

Transformers have achieved remarkable success across natural language processing (NLP) and computer vision (CV). However, deep transformer models often suffer from an over-smoothing issue, in which token representations converge to similar values as they pass through successive transformer blocks. In this paper, we establish an equivalence between the hidden-state dynamics induced by stacked attention layers and graph neural diffusion on a complete graph. From this perspective, over-smoothing can be interpreted as a consequence of the dissipative nature of the underlying diffusion dynamics. Motivated by this physical interpretation, we propose Wavy Transformer, which consists of a novel attention layer based on second-order wavy dynamics. We also introduce a feed-forward network and a normalization layer designed to preserve the physical state-velocity relationship under the chain rule, thereby extending the transformer architecture. We further validate our proposed techniques on various transformer models for NLP and CV tasks. The results consistently demonstrate that Wavy Transformer improves performance with minimal additional parameters and no extra hyperparameter tuning.

## 1 Introduction

Transformers [35] have achieved outstanding success in a wide range of machine learning fields such as natural language processing (NLP) [35, 10, 7, 3] and computer vision (CV) [34, 12, 21, 1, 4, 20]. These successes clearly demonstrate the effectiveness and generality of the transformer. Despite this remarkable progress, deep transformer models often suffer from an over-smoothing issue, in which all token representations become identical as more layers are added [11, 24, 37, 32]. This phenomenon is also known as the token uniformity problem [11] and is recognized as a crucial obstacle preventing transformers from going deeper. Accordingly, several techniques to mitigate the over-smoothing behavior of transformers have been proposed [32, 37, 24]. However, compared to graph neural networks (GNNs), where over-smoothing was first identified and widely studied [29, 26, 23, 13, 30, 33, 17, 25, 2, 8, 16], over-smoothing in transformers has not been adequately discussed.

Based on the above discussion, in this paper, we examine over-smoothing in transformers from the perspective of physical dynamical systems. In addition, we propose a new type of attention layer inspired by physical dynamical systems. Our approach originates from interpreting the dynamics of hidden states induced by stacked attention layers as graph neural diffusion [5] on a complete graph. From this viewpoint, over-smoothing can be seen as a consequence of the dissipative nature

of the underlying diffusive dynamics. Motivated by this physical interpretation, we introduce Wavy Transformer, which consists of a novel attention layer based on second-order wavy dynamics. The energy-preserving property and the oscillatory behavior of the wave equation are expected to help mitigate the over-smoothing problems in transformers. We also introduce a physically inspired feed-forward network and a normalization layer designed to preserve the state-velocity relationship under the chain rule. By combining these components, we build Wavy Transformer to extend the conventional transformer architecture. Wavy Transformer block is easy to use and can be integrated into various transformer-like architecture. Furthermore, to demonstrate the effectiveness and generality of Wavy Transformer, we conduct extensive experiments on both NLP and CV tasks.

The remainder of this paper is organized as follows. In Section 2, we provide background on this work, including an introduction to the attention module and its over-smoothing issue, as well as a brief review of the fundamental properties of dynamics on smooth manifolds. In Section 3, we present Wavy Transformer, after discussing a rigorous physical interpretation of attention layers as graph neural diffusion on a complete graph. In Section 4, we review related works. In Section 5, we report experimental results demonstrating the capabilities of Wavy Transformer. Finally, we conclude with our main contributions and some closing remarks in Section 6.

## 2 Background

### 2.1 Attention and Over-smoothing

The key functional component of transformer architecture is the attention module [35, 37] which aggregates information from other token representations with respect to the computed attention values. Let  $\mathbf{X} \in \mathbb{R}^{n \times d}$  be the input states to an attention layer, where  $n$  is the number of input tokens and  $d$  is the embedding dimension. The attention calculation is formulated as follows:

$$\text{Attn}(\mathbf{X}) = \text{softmax} \left( \frac{\mathbf{X}\mathbf{W}_Q(\mathbf{X}\mathbf{W}_K)^\top}{\sqrt{d}} \right) \mathbf{X}\mathbf{W}_V = \mathbf{A}\mathbf{X}\mathbf{W}_V, \quad (1)$$

where  $\mathbf{W}_K \in \mathbb{R}^{d \times d_k}$ ,  $\mathbf{W}_Q \in \mathbb{R}^{d \times d_k}$  and  $\mathbf{W}_V \in \mathbb{R}^{d \times d}$  are the key, query and value weight matrices, respectively. Also,  $\sqrt{d}$  denotes a scaling factor, and  $\text{softmax}(\cdot)$  operation on  $\mathbf{X}$  row-wisely. Here,  $\mathbf{A} := \text{softmax} \left( \frac{\mathbf{X}\mathbf{W}_Q(\mathbf{X}\mathbf{W}_K)^\top}{\sqrt{d}} \right) \in \mathbb{R}^{n \times n}$ . In the case of Multi-Head Attention (MHA) [35], multiple single-head attention modules operate in parallel, and their outputs are concatenated and linearly projected:  $\text{MHA}(\mathbf{X}) = [\text{Attn}_1(\mathbf{X}), \dots, \text{Attn}_H(\mathbf{X})]\mathbf{W}_O$ , where the subscripts denote the head indices,  $H$  is the total number of heads, and  $\mathbf{W}_O \in \mathbb{R}^{Hd \times d}$  projects the concatenated outputs back to the hidden dimension. Since MHA is a parallelized form of single-head attention and is mathematically equivalent, we do not distinguish between them in this paper. In addition to the attention module, each transformer block is equipped with residual connections as:

$$\mathbf{X}^{l+1} = \mathbf{A}\mathbf{X}^l\mathbf{W}_V + \mathbf{X}^l, \quad (2)$$

where  $\mathbf{X}^l$  denotes the  $l$ -th layer hidden states. The attention matrix can be regarded as learning pair-wise self-interactions among all components of  $\mathbf{X}$ . Thus, this attention computation encourages transformers to capture globally direct interactions among all tokens, unlike convolutional operations, which expand their receptive field hierarchically from local to global. As a consequence, properly trained transformers can effectively model global context and achieve outstanding performance.

Despite their remarkable performance across a wide range of NLP and CV applications, deep transformer models often suffer from an over-smoothing problem: as the network deepens, token representations converge and become indistinguishable from one another [32, 37, 24]. As a result, deeper transformers do not always outperform their shallower counterparts [43]. From a theoretical viewpoint, the attention layer can be understood as a low-pass filter [37], continuously erasing high-frequency information and thus reducing feature expressiveness in deeper layers. Consequently, this tendency toward over-smoothing of stacked the attention layers in deep transformer presents a critical challenge that motivates our study.

### 2.2 Fundamental Dynamics on Manifolds

Here, we briefly review classical dynamics on a smooth manifold  $M$ , described by partial differential equations (PDEs), to motivate alternative dynamics for the transformer block [14]. For simplicity,

we omit any specification of initial or boundary conditions whenever it is not necessary. Let  $x : M \times [0, T] \rightarrow \mathbb{R}$  denote a scalar field on  $M$ , where  $T > 0$  is the terminal time. Its prototypical example is the diffusion equation:

$$\frac{\partial x(u, t)}{\partial t} = \operatorname{div}(D \nabla x(u, t)) = D \Delta x(u, t), \quad (3)$$

where  $u \in M$  denotes a point (spatial coordinate) on the manifold,  $t \in [0, T]$  denotes time,  $D \geq 0$  is a diffusivity coefficient,  $\nabla$  and  $\operatorname{div}$  are respectively the gradient and divergence operators induced by the Riemannian metric on  $M$ , and  $\Delta = \operatorname{div} \circ \nabla$  is the Laplace–Beltrami operator. Here,  $D$  is assumed to be constant for simplicity. In physics, Eq.(3) models processes such as heat conduction or particle diffusion. In contrast, the hyperbolic (wave) equation on  $M$  takes the form

$$\frac{\partial^2 x(u, t)}{\partial t^2} = \operatorname{div}(v^2 \nabla x(u, t)) = v^2 \Delta x(u, t), \quad (4)$$

where  $v \geq 0$  is a constant wave-propagation speed. Equation (4) governs wave-like phenomena in continuous media. We highlight the key differences between the dynamics of these PDEs.

### 2.2.1 Kernel Perspective of Diffusion and Wave Equations

Fundamental solutions, which are often called "kernels", represent the response to an initial impulse (e.g., a Dirac delta function). These kernels underscore some of the most striking differences between diffusion and wave phenomena. Thus, we review the kernels of both the diffusion and wave equations to clarify how they differ. For simplicity, we focus on the one-dimensional case in the remainder of this section. We also provide fundamental theorems from an energetic perspective that characterize each dynamic in Appendix A.

**Diffusion Equation** We recall the fundamental solution (Green’s function) of the one-dimensional diffusion equation [14] with the initial condition  $x(u, 0) = x_0(u)$ . Its kernel (Green’s function) on  $\mathbb{R}$  is given by

$$G(u, t) = \frac{1}{\sqrt{4\pi t}} \exp\left(-\frac{u^2}{4t}\right), \quad t > 0, \quad (5)$$

where we ignore the diffusive coefficient  $D$ . Accordingly, the solution with initial data  $x_0$  can be written in convolution form:  $x(u, t) = \int_{-\infty}^{\infty} G(u - v, t) x_0(v) dv$ . Key properties of  $G$  in one dimension are as follows: Firstly,  $G(u, t) > 0$  for all  $u \in \mathbb{R}$  and decays exponentially as  $|u| \rightarrow \infty$ . And secondly, the heat kernel smooths out irregularities in the initial data, which is referred to as the *smoothing effect*. The first property shows that, while the diffusive influence extends over all space, it becomes exponentially small far from the origin. The second property implies that diffusion rapidly weakens high-frequency components, inherently suppressing local structural details.

**Wave Equation** Next, we consider the one-dimensional wave equation with initial conditions  $x(u, 0) = f(u)$  and  $\frac{\partial x}{\partial t}(u, 0) = g(u)$ . By d’Alembert’s formula [27], the general solution is

$$x(u, t) = \frac{1}{2} [f(u - vt) + f(u + vt)] + \frac{1}{2v} \int_{u-vt}^{u+vt} g(s) ds, \quad (6)$$

which represents left- and right-traveling waves emanating from the initial data. Key properties of this solution are as follows: Firstly, under wave propagation, strong singularities in the initial data can persist. Thus, the signal profile propagates at finite speed, rather than being smoothed out everywhere. And secondly, the general solution reflects conservation of energy: waves transport energy through the domain without diffusive spreading. Hence, in contrast to the diffusion equation, the wave equation exhibits a sharp, finite wavefront traveling at speed  $v$ . This difference in how features propagate is closely related to the fact that the wave equation conserves energy, whereas the diffusion equation dissipates it. The energy behaviors of each dynamics are shown in Appendix A.

## 3 Wavy Transformer

The above discussion and the fundamental theorems 1 and 2 in Appendix A indicate that the dynamics governed by the diffusion equation (3) converge to a constant uniform state, whereas those governed

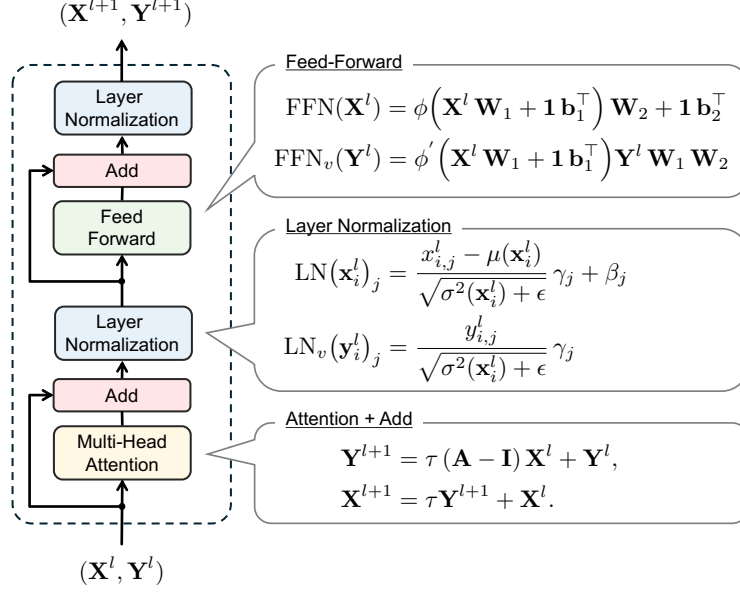


Figure 1: Schematic of Wavy Transformer block, combining wavy attention layers and velocity-specific layer-normalization and feed-forward layers. Each layer is designed to preserve state-velocity relationship. Post-LN is assumed here; the Pre-LN case is discussed in Appendix B.2 [41].

by the wave equation (4) oscillates while conserving its energy without net dissipation. However, conventional transformers implicitly rely on the dissipative diffusion dynamics, causing their hidden states to converge toward a uniformly constant state. Therefore, before presenting the architecture of Wavy Transformer, we first show that the implicit dynamics of attention layers can be interpreted as graph neural diffusion [5] on a complete graph.

### 3.1 Attention as Graph Neural Diffusion

We consider the graph neural diffusion [5] on a complete graph whose each node feature is token representations:

$$\frac{\partial \mathbf{X}}{\partial t} = (\mathbf{A} - \mathbf{I}) \mathbf{X}, \quad (7)$$

where  $\mathbf{A}$  is the attention matrix and  $\mathbf{I}$  is the identity matrix. For simplicity, we temporarily ignore the feature transformation by  $\mathbf{W}_V$ . By definition,  $\mathbf{A}$  is a right-stochastic matrix, i.e.  $\sum_j \mathbf{A}_{ij} = 1$ . Hence,  $\mathbf{I} - \mathbf{A}$  can be regarded as the normalized graph Laplacian of the complete graph in which the edge connecting nodes  $i$  and  $j$  is weighted by the node-pair value  $\mathbf{A}_{ij}$ . Note that  $\mathbf{I} - \mathbf{A}$ , which is often called the random-walk graph Laplacian [18], is the negative of the discrete Laplacian used here. We can also discretize this graph diffusion equation in time domain as

$$\mathbf{X}^{l+1} = \tau(\mathbf{A} - \mathbf{I})\mathbf{X}^l + \mathbf{X}^l = \tau\mathbf{A}\mathbf{X}^l + (1 - \tau)\mathbf{X}^l, \quad (8)$$

for  $l = 1, \dots, N$ , where  $N$  is the number of layers and  $\tau > 0$  is a fixed time interval parameter. Also,  $\mathbf{X}^l$  denotes the hidden states at time  $l\tau$ . Interestingly, if we consider  $\tau = \frac{1}{2}$ , we can get  $\mathbf{X}^{l+1} = \frac{1}{2}(\mathbf{A}\mathbf{X}^l + \mathbf{X}^l)$ . Usually, since each attention layer is followed by a layer normalization (LN), the scale transformation can be ignored. Therefore, this discrete diffusion equation is essentially identical to the attention layer update  $\mathbf{X}^{l+1} = \mathbf{A}\mathbf{X}^l + \mathbf{X}^l$ . Although we here assume Post-LN [41], in the same way, the attention with Pre-LN can be understood as diffusion-reaction equation, which is explained in Appendix B. In this sense, the dynamics of attention layers can be understood as a graph diffusion on a complete graph. Furthermore, because diffusion decreases the system's energy (as shown in Appendix A), this interpretation aligns with the discussion in [38, 24].

As a result, the conventional transformer architecture can be viewed as executing a diffusion process on a complete graph in which each node represents a token embedding. Moreover, the attention matrix  $\mathbf{A}$  defines anisotropic diffusivity interactions among tokens. This perspective suggests that

the over-smoothing observed in transformers results from the dissipative smoothing effect of a diffusion equation, analogous to heat flow. An intuitive explanation of this phenomenon is provided in Appendix C. By viewing diffusion as a process that smooths small-scale fluctuation erasing high-frequency components, it becomes clear why the attention layer acts as a low-pass filter [37]. It also agrees with the interpretation of GNNs as performing low-pass filtering, as noted in [23].

In the field of GNNs, there are some attempts to define networks based on the wave equation for mitigation of their over-smoothing issues, focusing on its property of energy conservation [13, 30]. Considering the finding that transformer architecture can be regarded as the graph neural diffusion on a complete graph, introducing a wavy dynamics into the transformer is also expected to enhance its performance. Therefore, this paper introduces a novel type of transformer block based on the wavy dynamics and validates its effectiveness and generality several experiments.

### 3.2 Wavy Dynamics Based Attention

We introduce a novel transformer block based on wavy rather than diffusive dynamics, motivated by the implicit reliance of conventional transformers on diffusive dynamics and some discussion for GNNs [13, 30]. Figure 1 shows a schematic of Wavy Transformer block, which includes a wavy attention layer, velocity-specific layer normalization, and a velocity-oriented feed-forward network. We begin by considering the wave equation on a complete graph, analogous to the graph neural diffusion [5]:

$$\frac{\partial^2 \mathbf{X}}{\partial t^2} = (\mathbf{A} - \mathbf{I}) \mathbf{X}. \quad (9)$$

By introducing the artificial *velocity* variable  $\mathbf{Y} = \frac{\partial \mathbf{X}}{\partial t}$ , we can rewrite the second-order wave equation as a first-order systems:

$$\frac{\partial \mathbf{Y}}{\partial t} = (\mathbf{A} - \mathbf{I}) \mathbf{X}, \quad \frac{\partial \mathbf{X}}{\partial t} = \mathbf{Y}. \quad (10)$$

Here,  $\mathbf{Y}$  can be considered as a difference of hidden states across adjacent layers. The following update rule can be obtained by time-discretization of the system Eq.(10):

$$\mathbf{Y}^{l+1} = \tau (\mathbf{A} - \mathbf{I}) \mathbf{X}^l + \mathbf{Y}^l, \quad \mathbf{X}^{l+1} = \tau \mathbf{Y}^{l+1} + \mathbf{X}^l. \quad (11)$$

for  $l = 1, \dots, N$ , where  $N$  is the number of layers and  $\tau > 0$  is a fixed time interval parameter. Also,  $\mathbf{X}^l$  and  $\mathbf{Y}^l$  denote the hidden states at time  $l\tau$ . Also, importantly this discrete dynamical system is symplectic, meaning it conserves its system energy [42]. Since this property might contribute to avoid the over-smoothing behavior of the hidden states  $\mathbf{X}$ , we consider the wave transformer block based on Eq.(10) instead of Eq.(9)

To highlight the difference from the basic diffusive attention layer, if we directly discretize Eq.(9) in time, rather than bypassing it through Eq.(10), we obtain  $\mathbf{X}^{l+1} = \tau^2 \mathbf{A} \mathbf{X}^l + (1 - \tau^2) \mathbf{X}^l + (\mathbf{X}^l - \mathbf{X}^{l-1})$ . Ignoring the difference in the constant coefficient ( $\tau^2$ ), compared to the purely diffusive update rule, this wavy update rule includes an additional term,  $(\mathbf{X}^l - \mathbf{X}^{l-1})$  which represents a change in the hidden states similar to velocity. In other words, this can be understood as incorporating momentum into the update process. By preserving past state changes, this mechanism prevents excessive smoothing of node features across layers, allowing richer information to propagate and mitigating over-smoothing.

Also, combinations of first-order diffusion and second-order wave dynamics can be employed. One option is to blend the outputs of the conventional (diffusive) attention layer and the proposed wavy attention layer:  $\mathbf{X}^{l+1} = \lambda \mathbf{X}_{\text{wave}}^{l+1} + (1 - \lambda) \mathbf{X}_{\text{diffuse}}^{l+1}$ , where  $\mathbf{X}_{\text{wave}}^{l+1}$  and  $\mathbf{X}_{\text{diffuse}}^{l+1}$  are given by Eqs. (11) and (8), respectively. The mixing vector  $\lambda \in [0, 1]^d$  is defined as  $\lambda = \text{sigmoid}(\boldsymbol{\theta})$ , with  $\boldsymbol{\theta} \in \mathbb{R}^d$  a trainable parameter vector. Alternatively, the velocity update in Eq. (11) can be replaced by  $\mathbf{Y}^{l+1} = \lambda [\tau (\mathbf{A} - \mathbf{I}) \mathbf{X}^l + \mathbf{Y}^l] + (1 - \lambda) (\mathbf{A} - \mathbf{I}) \mathbf{X}^l$ . Although  $\mathbf{Y}$  is somewhat physically unnatural due to mixing dimension-inconsistent two terms, we can regard it pragmatically as the layer-to-layer state change by combining diffusive and wavy components controlled by  $\lambda$ .

### 3.3 Physically Consistent Layer Normalization and Feed-forward Network

Beside attention module, each transformer block is equipped with a layer normalization and a feed-forward network. We consider extension of each layer for preserving the physical state-velocity relationship  $\mathbf{Y} = \frac{\partial \mathbf{X}}{\partial t}$ .

### 3.3.1 Layer Normalization for Velocity

Layer normalization is formally defined for each  $d$ -dimensional feature vectors  $\mathbf{x}_i^l = [x_{i,1}^l, x_{i,2}^l, \dots, x_{i,d}^l]$  included in  $l$ -th layer's hidden state  $\mathbf{X}^l$  as

$$\text{LN}(\mathbf{x}_i^l)_j = \frac{x_{i,j}^l - \mu(\mathbf{x}_i^l)}{\sqrt{\sigma^2(\mathbf{x}_i^l) + \epsilon}} \gamma_j + \beta_j \quad (i = 1, 2, \dots, n, j = 1, 2, \dots, d), \quad (12)$$

where  $\mu(\mathbf{x}_i^l) = \frac{1}{d} \sum_{j=1}^d x_{i,j}^l$ ,  $\sigma^2(\mathbf{x}_i^l) = \frac{1}{d} \sum_{j=1}^d (x_{i,j}^l - \mu(\mathbf{x}_i^l))^2$ . And  $\gamma_j$  and  $\beta_j$  are learnable parameters, and  $\epsilon$  is a small constant for numerical stability. Considering the state-velocity relationship  $\mathbf{Y} = \frac{\partial \mathbf{X}}{\partial t}$ , we can define the corresponding layer romanization for  $d$ -dimensional velocity vector  $\mathbf{y}_i^l = [y_{i,1}^l, y_{i,2}^l, \dots, y_{i,d}^l]$  included in  $\mathbf{Y}^l$  as follows:

$$\text{LN}_v(\mathbf{y}_i^l)_j = \frac{y_{i,j}^l}{\sqrt{\sigma^2(\mathbf{x}_i^l) + \epsilon}} \gamma_j \quad (i = 1, 2, \dots, n, j = 1, 2, \dots, d). \quad (13)$$

Based on the relationship, only the scaling parameters (e.g.,  $\sigma^2(\mathbf{x}_i^l)$  and  $\gamma_j$ ) are applied, while the shift parameters (e.g.,  $\mu(\mathbf{x}_i^l)$  and  $\beta_j$ ) are ignored. In addition, velocity vectors are normalized using mean and variance of states  $\mathbf{X}^l$  as well.

### 3.3.2 Feed-forward Network for Velocity

A typical feed-forward network used in transformer architectures is a two-layer fully connected network. Basically, we can define the FFN output as follows:

$$\text{FFN}(\mathbf{X}^l) = \phi(\mathbf{X}^l \mathbf{W}_1 + \mathbf{1} \mathbf{b}_1^\top) \mathbf{W}_2 + \mathbf{1} \mathbf{b}_2^\top, \quad (14)$$

where  $\mathbf{W}_1 \in \mathbb{R}^{d \times d}$  and  $\mathbf{W}_2 \in \mathbb{R}^{d \times d}$  are the weight matrices,  $\mathbf{b}_1 \in \mathbb{R}^d$  and  $\mathbf{b}_2 \in \mathbb{R}^d$  are the bias vectors, and  $\mathbf{1} \in \mathbb{R}^n$  is a vector of ones (used here to broadcast the biases across all rows). Also,  $\phi(\cdot)$  is a nonlinear activation function (often ReLU or GELU). Applying this operation transforms each row of  $\mathbf{X}^l$  (the hidden state of each token) through a two-layer MLP with a nonlinear activation, resulting in an output matrix of the same size ( $n \times d$ ).

In the same way as the layer normalization, we can straightforwardly define a feed-forward network for velocity according to the chain rule as follows:

$$\text{FFN}_v(\mathbf{Y}^l) = \phi'(\mathbf{X}^l \mathbf{W}_1 + \mathbf{1} \mathbf{b}_1^\top) \mathbf{Y}^l \mathbf{W}_1 \mathbf{W}_2, \quad (15)$$

where  $\phi'$  represents the derivative function of the activation function  $\phi$ . Importantly, the velocity is scaled not only by the weight parameters (e.g.,  $\mathbf{W}_1$  and  $\mathbf{W}_2$ ) but also by the derivative function  $\phi'$ .

## 4 Related Works

### 4.1 Mitigating Over-Smoothing: Existing Approaches and This Study

To alleviate the over-smoothing problem, some techniques have been introduced in the fields of GNNs [30, 13, 39, 29] and transformer-based models [37, 24, 23]. From the viewpoint of dynamical systems, these approaches can be summarized as some attempts to inject high-frequency disturbance into hidden states dynamics to prevent over-smoothing. They can be broadly classified into two main categories: (i) direct injection of high-frequency signals as an external disturbance to prevent convergence toward uniform hidden states (e.g. [37, 24]), and (ii) introduction of intrinsic modifications of the governing dynamical system that propagate high-frequency modes within the hidden states (e.g. [30, 13]). Almost all existing attempts to alleviate the over-smoothing problem in transformer-based models belong to category (i). Therefore, this paper offers the first comprehensive discussion of an intrinsic mechanism to prevent over-smoothing in transformer-based networks.

### 4.2 Baselines for Comparative Study

In our comparative study, we include BERT and DeiT as representative baselines for NLP and CV applications, respectively.

**BERT: Bidirectional Encoder Representations from Transformers** BERT, introduced by Devlin et al. [10], is a deep bidirectional transformer encoder trained with masked language modeling and next sentence prediction objectives. By conditioning on both left and right context in every layer, BERT learns rich contextual embeddings that serve as a standard benchmark for a wide range of NLP tasks. Thus, we chose BERT as the canonical NLP model for comparison.

**DeiT: Data-efficient Image Transformers** DeiT, proposed by Touvron et al. [34], adapts the transformer architecture to vision tasks without massive pre-training. DeiT exemplifies a state-of-the-art CV transformer, which we use as our baseline model for CV task. Also, we review an existing over-smoothing mitigation technique [37]: FeatScale, which re-weights features to boost high-frequency signals. We then show Wavy Transformer can seamlessly integrate with it to enhance their performance.

## 5 Experiments

In this section, we present a comprehensive experimental evaluation of Wavy Transformer block for NLP tasks under a BERT-like pretraining framework [10], measuring (i) pretraining perplexity and MLM accuracy, (ii) fine-tuning performance on GLUE tasks [36], and (iii) over-smoothing behavior. Moreover, to demonstrate the generality and effectiveness of our approach with other types of transformer-based backbones DeiT [34], we validate Wavy Transformer on representative computer vision tasks, specifically ImageNet classification [9]. Experiments used servers with eight V100 GPUs, four L40 GPUs, or four H100 GPUs, selected according to task size.

### 5.1 Experiments: NLP Tasks

#### 5.1.1 Experimental Settings

Following [10], we construct a English corpus from Wikipedia [10] and BooksCorpus [44], splitting it into 95 % training and 5 % validation data. We tokenize using a WordPiece-like tokenizer (30k vocabulary). The WordPiece embedding [40] and the dictionary containing 30,000 tokens [10] are used in our paper. To pre-process text, we use the special token [CLS] as the first token of each sequence and [SEP] to separate sentences in a sequence. Each sequence is up to 128 tokens, with masked language modeling (MLM) applied to 15 % of tokens and next sentence prediction as a binary classification of segment continuity.

Here, we adopt a smaller-scale pretraining setup than standard BERT configurations to facilitate faster experimentation. We implement three types of models with different residual connections such as diffuse, wave, and mix in a 24-layer BERT with hidden size 256 and 4 attention heads based on Post-LN Wavy Transformer blocks. As for feed-forward layer, we set the intermediate size to 1024. For both wave and mixed residual connections, we set the time interval to  $\tau = 0.5$  unless stated otherwise. In this experiment, the mixing coefficient was defined as  $\lambda = \text{sigmoid}(\theta)$ , with  $\theta$  being a single scalar parameter initialized to 0; consequently, the same  $\lambda$  is shared across all feature dimensions. For the mixing strategy, we adopt the velocity-based variant:  $\mathbf{Y}^{l+1} = \lambda[\tau(\mathbf{A} - \mathbf{I})\mathbf{X}^l + \mathbf{Y}^l] + (1 - \lambda)(\mathbf{A} - \mathbf{I})\mathbf{X}^l$ . As an optimizer, we use AdamW [22] with learning rate  $5.0 \times 10^{-5}$ , warm-up for first 10 % of steps, then linear decay to step 10k. Also, we evaluate every 5k steps on the validation set, reporting perplexity (PLP) and MLM accuracy. Also, the other hyper-parameters for different downstream tasks are given in Appendix G.

#### 5.1.2 Perplexity and MLM Accuracy

First, we present the pretraining results to illustrate the fundamental capacity of each model with its respective residual connection as a language model. Table 1 summarizes the validation perplexity and MLM accuracy after 10k steps of batch size 64 for each model.

Interestingly, while the wavy residual connection alone just achieves nearly the same-level performance as the diffusive residual connection, the mixed residual connection outperforms both. This suggests that the wavy residual connection capture fundamentally different or complementary dynamics compared to the usual diffusive residual connection, and that gating both types of updates together with a trainable  $\lambda$  enables the model to leverage a broader range of interactions than a purely diffusive attention update.

Table 1: Validation perplexity (PPL) and MLM accuracy (MLM Acc) after 10k steps. Arrow symbols denote that lower PPL and higher MLM Acc are better.

Residual	PPL ( $\downarrow$ )	MLM Acc ( $\uparrow$ )
Diffuse	31.76	44.39 %
Wave	31.99	44.52 %
Mix	29.00	45.56 %

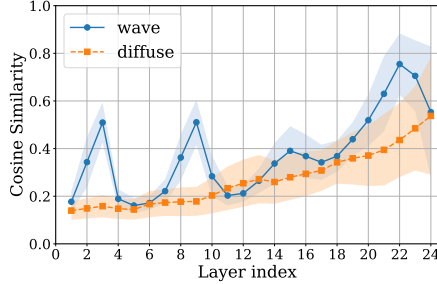


Figure 2: Comparison of cosine similarity across layers for diffuse and wave residual connections with 1-sigma interval shading.

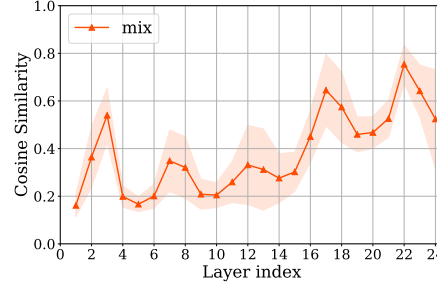


Figure 3: Cosine similarity across layers for a mix connection with 1-sigma interval shading.

### 5.1.3 GLUE Fine-tuning Performance

The GLUE [36] benchmark provides a comprehensive suite of natural language understanding tasks such as sentence similarity (STS-B), paraphrase detection (MRPC, QQP), and textual entailment (RTE) that serve as critical tests for evaluating the performance of pretrained language models. In our experiment, we fine-tuned each pretrained BERT-like model on each GLUE task dataset for demonstrating advantages of Wavy Transformer over baseline methods.

Table 2 reports the mean GLUE scores (across three random seeds) for each task, as achieved by BERT models employing various residual connections. The mixed (Diffusion + Wave) residual model achieves the highest overall GLUE score, driving most of its gains through stronger performance on CoLA, SST-2, RTE and WNLI compared to the pure Diffuse or Wave variants. Although it dips slightly on STS-B, the mixed approach clearly balances improvements across both classification and inference tasks. Together with Table 1, these results strongly suggest (i) that Wavy Transformer can capture different features unattainable by conventional diffusive connections, and (ii) that combining these different types of features can enhance BERT’s performance on NLP tasks.

Table 2: GLUE results for various models. The highest score for each task is highlighted in bold.

Residual	CoLA	SST-2	MRPC	QQP	MNLI-m/-mm	QNLI	RTE	WNLI	STS-B	Avg.
Diffuse	10.67	83.64	<b>76.36</b>	83.96	<b>73.51/73.03</b>	<b>81.63</b>	52.95	51.11	<b>14.10</b>	67.00
Wave	10.64	83.10	76.11	<b>84.17</b>	72.10/72.94	80.74	53.67	<b>56.34</b>	11.65	66.83
Mix	<b>12.07</b>	<b>84.25</b>	76.32	83.81	73.04/73.53	81.19	<b>55.35</b>	55.40	12.46	<b>67.49</b>

### 5.1.4 Analysis of Over-smoothing

We further conduct the analysis of the over-smoothing behavior for each residual connections. Especially, we computed the cosine similarity as a measure to investigate the over-smoothing behavior following [32]:  $\text{CosSim} = \frac{1}{n(n-1)} \sum_{i \neq j} \frac{\mathbf{x}_i^\top \mathbf{x}_j}{\|\mathbf{x}_i\| \|\mathbf{x}_j\|}$ .

For computation of the cosine similarity, we use data randomly sampled from Wikipedia and BookCorpus as input to the BERT-based pretraining models fine-tuned on the SQuAD dataset [28].

Figures 2 and 3 present a comparison of cosine similarity across layers. The Figure 2 illustrates the results for diffusive and wavy residual connections, while the Figure 3 shows those for mixed residual connections with 1-sigma interval shading. As shown in Figure 2, under the current conditions, the



wave and diffuse residual connections did not exhibit any significant differences in terms of the degree of over-smoothing. In other words, the values of cosine similarity including their variances are almost same at the 24-th layers for diffuse and wave residual connections. However, the behaviors were markedly different. In the case of the diffusive residual connections, a monotonous increase in cosine similarity is observed as the layer depth increases. In contrast, the wavy residual connections exhibit oscillatory behavior in cosine similarity. Also, it decreases near the final layer, which is markedly different from the diffusive case where similarity monotonically approaches a uniform state. This result appropriately reflects the update rule based on the wave equation. Consequently, the results suggest that diffusive and wavy residual connections extract fundamentally different types of features from the data, which may be related to the frequency of hidden states across layers.

In Figure 3, the behavior of the hidden states for the mixed residual connections is shown. Taken together with the results in Tables 1 and 2, this indicates that the features extracted by the wavy residual connection complement those derived from the standard diffusive residual connection, thereby enhancing the performance of the baselines by broadening the range of extracted features.

## 5.2 Experiments: CV Tasks

In this section, we demonstrate the capacity of the proposed approach for CV tasks. All of our experiments are conducted on the ImageNet dataset [9] including around 1k classes 1.3M images in the training dataset and 50k images in the validation set.

### 5.2.1 Experiment Settings

To demonstrate that our proposed approach are beneficial to CV tasks, we choose 12-layer DeiT [34] as our backbone. Also, for evaluating its consistency with the other remedy to avoid over-smoothing, we combine our approach with existing technique such as FeatScale [37]. When we use 12-layer DeiT, we follow the same training recipe, hyper-parameters, and data augmentation with [34, 37]. We implemented DeiT based on Pre-LN Wavy Transformer blocks considering that original DeiT is based on Pre-LN Transformer block. We set  $\tau = 0.5$ , and we select  $\mathbf{X}^{l+1} = \lambda \mathbf{X}_{\text{wave}}^{l+1} + (1 - \lambda) \mathbf{X}_{\text{diffuse}}^{l+1}$ , as the mixing strategy and initialize the gating parameter  $\lambda$  as an all-zero vector whose length equals the dimension of the hidden states in the mix variant.

### 5.2.2 Results of ImageNet Classification

Table 3 summarizes our experimental results. The top two rows are baseline scores taken from [37]. Rows labeled “Diffuse+Wave” in the residual column are our proposed extensions. These results demonstrate the effectiveness and generality of Wavy Transformer: with almost ignorable minimal additional parameters, it also consistently improves baseline models in CV tasks. Also, an analysis of over-smoothing for the ImageNet classification task is provided in Appendix D.

Table 3: Experimental evaluation of Wavy Transformer block plugged into DeiT [34]. The number inside the ( $\uparrow \cdot$ ) represents the performance gain compared with the model without Wavy Transformer block. The top two rows are baseline results taken from [24].

Method	Residual	Input Size	#Layer	#Param	Top-1 Acc (%)
DeiT-Ti	Diffuse	224	12	5.7M	72.17
DeiT-Ti + FeatScale	Diffuse	224	12	5.7M	72.35
DeiT-Ti	Diffuse + Wave	224	12	5.7M	72.33 ( $\uparrow 0.16$ )
DeiT-Ti + FeatScale	Diffuse + Wave	224	12	5.7M	<b>72.62</b> ( $\uparrow 0.26$ )

## 6 Conclusions

In this paper, we investigated the dynamics embedded in attention layers from the viewpoint of graph neural diffusion and introduced Wavy Transformer. We first established an equivalence between the intrinsic dynamics driven by attention layers and a graph neural diffusion process on a complete graph. From this perspective, the over-smoothing behavior can be understood as the dissipative nature of diffusion. Based on this insight, we proposed Wavy Transformer, which can be seamlessly

integrated into standard diffusive transformer architecture. Our extensive experiments on NLP and CV tasks showed that it can capture feature dynamics that is qualitatively different from those driven by conventional transformers, and that integrating it into existing models enhances performance without increasing the number of training parameters or requiring additional hyperparameter tuning. We believe this work represents a first step toward a physics-inspired design of transformer architecture.

## References

- [1] Anurag Arnab, Mostafa Dehghani, Georg Heigold, Chen Sun, Mario Lučić, and Cordelia Schmid. Vivit: A video vision transformer. In *IEEE/CVF International Conference on Computer Vision*, pages 6836–6846, 2021.
- [2] Cristian Bodnar, Francesco Di Giovanni, Benjamin Paul Chamberlain, Pietro Lio, and Michael M. Bronstein. Neural sheaf diffusion: A topological perspective on heterophily and oversmoothing in GNNs. In *Advances in Neural Information Processing Systems*, pages 18527–18541, 2022.
- [3] Tom Brown, Benjamin Mann, Nick Ryder, Melanie Subbiah, Jared D Kaplan, Prafulla Dhariwal, Arvind Neelakantan, Pranav Shyam, Girish Sastry, Amanda Askell, Sandhini Agarwal, Ariel Herbert-Voss, Gretchen Krueger, Tom Henighan, Rewon Child, Aditya Ramesh, Daniel Ziegler, Jeffrey Wu, Clemens Winter, Chris Hesse, Mark Chen, Eric Sigler, Mateusz Litwin, Scott Gray, Benjamin Chess, Jack Clark, Christopher Berner, Sam McCandlish, Alec Radford, Ilya Sutskever, and Dario Amodei. Language models are few-shot learners. In *Advances in Neural Information Processing Systems*, pages 1877–1901, 2020.
- [4] Nicolas Carion, Francisco Massa, Gabriel Synnaeve, Nicolas Usunier, Alexander Kirillov, and Sergey Zagoruyko. End-to-end object detection with transformers. In *European Conference on Computer Vision*, pages 213–229, 2020.
- [5] Ben Chamberlain, James Rowbottom, Maria I Gorinova, Michael Bronstein, Stefan Webb, and Emanuele Rossi. Grand: Graph neural diffusion. In *International Conference on Machine Learning*, pages 1407–1418, 2021.
- [6] Jeongwhan Choi, Seoyoung Hong, Noseong Park, and Sung-Bae Cho. Gread: Graph neural reaction-diffusion networks. In *International Conference on Machine Learning*, pages 5722–5747, 2023.
- [7] Zihang Dai, Zhilin Yang, Yiming Yang, Jaime Carbonell, Quoc V. Le, and Ruslan Salakhutdinov. Transformer-xl: Attentive language models beyond a fixed-length context. In *Annual Meeting of the Association for Computational Linguistics*, 2019.
- [8] Tingting Dan, Jiaqi Ding, Ziquan Wei, Shahar Z Kovalsky, Minjeong Kim, Won Hwa Kim, and Guorong Wu. Re-think and re-design graph neural networks in spaces of continuous graph diffusion functionals. In *Thirty-seventh Conference on Neural Information Processing Systems*, pages 59375–59387, 2023.
- [9] Jia Deng, Wei Dong, Richard Socher, Li-Jia Li, Kai Li, and Li Fei-Fei. ImageNet: A large-scale hierarchical image database. In *2009 IEEE Conference on Computer Vision and Pattern Recognition*, pages 248–255, 2009.
- [10] Jacob Devlin, Ming-Wei Chang, Kenton Lee, and Kristina Toutanova. BERT: Pre-training of deep bidirectional transformers for language understanding. In *Conference of the North American Chapter of the Association for Computational Linguistics: Human Language Technologies, Volume 1 (Long and Short Papers)*, pages 4171–4186, 2019.
- [11] Yihe Dong, Jean-Baptiste Cordonnier, and Andreas Loukas. Attention is not all you need: pure attention loses rank doubly exponentially with depth. In *International Conference on Machine Learning*, pages 2793–2803, 2021.
- [12] Alexey Dosovitskiy, Lucas Beyer, Alexander Kolesnikov, Dirk Weissenborn, Xiaohua Zhai, Thomas Unterthiner, Mostafa Dehghani, Matthias Minderer, Georg Heigold, Sylvain Gelly, Jakob Uszkoreit, and Neil Houlsby. An image is worth 16x16 words: Transformers for image recognition at scale. In *International Conference on Learning Representations*, 2021.
- [13] Moshe Eliasof, Eldad Haber, and Eran Treister. PDE-GCN: Novel architectures for graph neural networks motivated by partial differential equations. In *Advances in Neural Information Processing Systems*, pages 3836–3849, 2021.
- [14] Lawrence C. Evans. *Partial differential equations*, volume 19. American Mathematical Society, 2022.
- [15] Borjan Geshkovski, Cyril Letrouit, Yury Polyanskiy, and Philippe Rigollet. A mathematical perspective on transformers. *arXiv preprint arXiv:2312.10794*, 2023.

- [16] Francesco D. Giovanni, James Rowbottom, Benjamin P. Chamberlain, Thomas Markovich, and Michael M. Bronstein. Understanding convolution on graphs via energies. *Transactions on Machine Learning Research*, 2023.
- [17] Andi Han, Dai Shi, Lequan Lin, and Junbin Gao. From continuous dynamics to graph neural networks: Neural diffusion and beyond. *Transactions on Machine Learning Research*, 2024.
- [18] Matthias Hein, Jean-Yves Audibert, and Ulrike von Luxburg. Graph laplacians and their convergence on random neighborhood graphs. *Journal of Machine Learning Research*, 2007.
- [19] Benjamin Hoover, Yuchen Liang, Bao Pham, Rameswar Panda, Hendrik Strobelt, Duen Horng Chau, Mohammed J. Zaki, and Dmitry Krotov. Energy transformer. In *International Conference on Neural Information Processing Systems*, pages 27532–27559, 2023.
- [20] Yifan Jiang, Shiyu Chang, and Zhangyang Wang. Transgan: Two pure transformers can make one strong gan, and that can scale up. In *Advances in Neural Information Processing Systems*, pages 14745–14758, 2021.
- [21] Ze Liu, Yutong Lin, Yue Cao, Han Hu, Yixuan Wei, Zheng Zhang, Stephen Lin, and Baining Guo. Swin transformer: Hierarchical vision transformer using shifted windows. In *IEEE/CVF International Conference on Computer Vision*, pages 10012–10022, 2021.
- [22] Ilya Loshchilov and Frank Hutter. Decoupled weight decay regularization. In *International Conference on Learning Representations*, 2019.
- [23] Tam Nguyen, Tan Nguyen, and Richard Baraniuk. Mitigating over-smoothing in transformers via regularized nonlocal functionals. In *Advances in Neural Information Processing Systems*, pages 80233–80256, 2023.
- [24] Tam M. Nguyen, Tan M. Nguyen, and Richard Baraniuk. Mitigating over-smoothing in transformers via regularized nonlocal functionals. In *Conference on Neural Information Processing Systems*, pages 80233–80256, 2023.
- [25] Tuan Nguyen, Hirotada Honda, Takashi Sano, Vinh Nguyen, Shugo Nakamura, and Tan Minh Nguyen. From coupled oscillators to graph neural networks: Reducing over-smoothing via a Kuramoto model-based approach. In *International Conference on Artificial Intelligence and Statistics*, pages 2710–2718, 2024.
- [26] Kenta Oono and Taiji Suzuki. Graph neural networks exponentially lose expressive power for node classification. In *International Conference on Learning Representations*, 2020.
- [27] Yehuda Pinchover and Jacob Rubinstein. *An introduction to partial differential equations*, volume 10. Cambridge university press, 2005.
- [28] Pranav Rajpurkar, Jian Zhang, Konstantin Lopyrev, and Percy Liang. SQuAD: 100,000+ questions for machine comprehension of text. In *Conference on Empirical Methods in Natural Language Processing*, pages 2383–2392, 2016.
- [29] T. Konstantin Rusch, Michael M Bronstein, and Siddhartha Mishra. A survey on oversmoothing in graph neural networks. *arXiv preprint arXiv:2303.10993*, 2023.
- [30] T. Konstantin Rusch, Ben Chamberlain, James Rowbottom, Siddhartha Mishra, and Michael Bronstein. Graph-coupled oscillator networks. In *International Conference on Machine Learning*, pages 18888–18909, 2022.
- [31] Lars Ruthotto and Eldad Haber. Deep neural networks motivated by partial differential equations. *Journal of Mathematical Imaging and Vision*, pages 352–364, 2020.
- [32] Han Shi, Jiahui Gao, Hang Xu, Xiaodan Liang, Zhenguo Li, Lingpeng Kong, Stephen M. S. Lee, and James Kwok. Revisiting over-smoothing in BERT from the perspective of graph. In *International Conference on Learning Representations*, 2022.
- [33] Yunchong Song, Chenghu Zhou, Xinbing Wang, and Zhouhan Lin. Ordered GNN: Ordering message passing to deal with heterophily and over-smoothing. In *International Conference on Learning Representations*, 2023.
- [34] Hugo Touvron, Matthieu Cord, Matthijs Douze, Francisco Massa, Alexandre Sablayrolles, and Herve Jegou. Training data-efficient image transformers & distillation through attention. In *International Conference on Machine Learning*, pages 10347–10357, 2021.

- [35] Ashish Vaswani, Noam Shazeer, Niki Parmar, Jakob Uszkoreit, Llion Jones, Aidan N Gomez, Łukasz Kaiser, and Illia Polosukhin. Attention is all you need. In *Advances in Neural Information Processing Systems*, 2017.
- [36] Alex Wang, Amanpreet Singh, Julian Michael, Felix Hill, Omer Levy, and Samuel R. Bowman. GLUE: A multi-task benchmark and analysis platform for natural language understanding. In *International Conference on Learning Representations*, 2019.
- [37] Peihao Wang, Wenqing Zheng, Tianlong Chen, and Zhangyang Wang. Anti-oversmoothing in deep vision transformers via the fourier domain analysis: From theory to practice. In *International Conference on Learning Representations*, 2022.
- [38] Qitian Wu, Chenxiao Yang, Wentao Zhao, Yixuan He, David Wipf, and Junchi Yan. DIFFormer: Scalable (graph) transformers induced by energy constrained diffusion. In *The Eleventh International Conference on Learning Representations*, 2023.
- [39] Xinyi Wu, Amir Ajorlou, Zihui Wu, and Ali Jadbabaie. Demystifying oversmoothing in attention-based graph neural networks. In *Conference on Neural Information Processing Systems*, pages 35084–35106, 2023.
- [40] Yonghui Wu, Mike Schuster, Zhifeng Chen, Quoc V Le, Mohammad Norouzi, Wolfgang Macherey, Maxim Krikun, Yuan Cao, Qin Gao, Klaus Macherey, et al. Google’s neural machine translation system: Bridging the gap between human and machine translation. *arXiv preprint arXiv:1609.08144*, 2016.
- [41] Ruibin Xiong, Yunchang Yang, Di He, Kai Zheng, Shuxin Zheng, Chen Xing, Huishuai Zhang, Yanyan Lan, Liwei Wang, and Tieyan Liu. On layer normalization in the transformer architecture. In *International Conference on Machine Learning*, pages 10524–10533, 2020.
- [42] Haruo Yoshida. Construction of higher order symplectic integrators. *Physics letters A*, 150(5-7):262–268, 1990.
- [43] Daquan Zhou, Bingyi Kang, Xiaojie Jin, Linjie Yang, Xiaochen Lian, Zihang Jiang, Qibin Hou, and Jiashi Feng. Deepvit: Towards deeper vision transformer. *arXiv preprint arXiv:2103.11886*, 2021.
- [44] Yukun Zhu, Ryan Kiros, Rich Zemel, Ruslan Salakhutdinov, Raquel Urtasun, Antonio Torralba, and Sanja Fidler. Aligning books and movies: Towards story-like visual explanations by watching movies and reading books. In *IEEE International Conference on Computer Vision*, pages 19–27, 2015.

## A Energy Evolution in Diffusion and Wave Systems

We provide the fundamental theorems [14, 13, 31] that characterize behavior of Eqs.(3) and (4): energy dissipation in the diffusion equation and energy conservation in the wave equation.

**Theorem 1** *Consider a solution to the diffusion equation. Then, the following holds:*

$$\frac{d}{dt} \int (x(u, t))^2 du = -2 \int |\nabla x(u, t)|^2 du \leq 0,$$

*which implies that the norm of the solution is monotonically non-increasing in time.*

**Theorem 2** *Define the energy functional for  $x = x(u, t)$  which is a solution to the wave equation*

$$E(t) = \frac{1}{2} \int \left[ \left( \frac{\partial x(u, t)}{\partial t} \right)^2 + |\nabla x(u, t)|^2 \right] du.$$

*Then, under suitable smoothness and boundary conditions, we have:*

$$\frac{d}{dt} E(t) = 0.$$

*so  $E(t)$  is constant in time.*

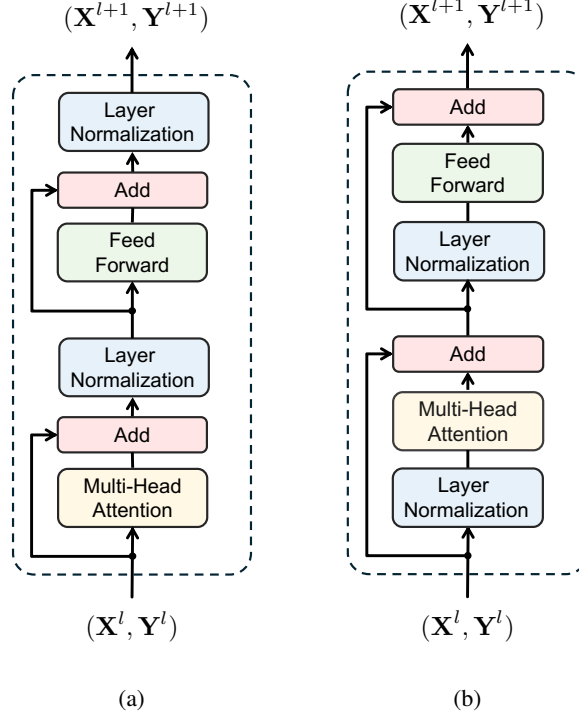


Figure 4: (a) Post-LN Wavy Transformer layer; (b) Pre-LN Wavy Transformer layer.

## B Appendices of Difference Between Pre-LN and Post-LN

In this section, we discuss the analytical and implemental difference between Pre-LN and Post-LN. This section provides a concise review of the differences between Pre-LN and Post-LN, presents a physical interpretation of Pre-LN attention as a diffusion–reaction process, and details of the computational flow of Pre-LN and Post-LN Wavy Transformers.

### B.1 Pre-LN vs. Post-LN

Figure 4 contrasts the computational flows of the Post-LN and Pre-LN Wavy Transformers. The critical difference is whether LN is applied inside or outside the residual connection. For reference, Table 4 compares the core computational flows of standard Post-LN and Pre-LN transformer blocks; the table was compiled with reference to [41]. In a Post-LN Transformer (the original Vaswani et al. design [35]), each attention or FFN is applied first, and then LN is performed on the sum of the sub-layer output and the residual shortcut. This keeps the summed output “clean”, but it is known to slow or destabilize training [41]. In a Pre-LN Transformer, each block first normalizes its input with LN and then applies the sub-layer (self-attention or feed-forward) before adding the residual connection, in contrast to the original “Post-LN” design that normalizes after the addition. Placing LN at the block’s entrance ensures every sub-layer receives standardized inputs. In the case of Pre-LN, it is reported that the gradient are well-behaved at initialization [41].

### B.2 Pre-LN vs. Post-LN Implementations in Wavy Transformer

For considering Wavy Transformer, the difference between Pre-LN and Post-LN [41] is not trivial. Therefore, this section examines the implementation differences between Pre-LN and Post-LN in the context of Wavy Transformer. Building on the Pre-LN and Post-LN baseline implementations shown Table 4, we construct Post-LN and Pre-LN versions of Wavy Transformer, whose details are summarized in Table 5. Conceptually, Wavy Transformer replaces the conventional residual update based on diffusive dynamics with one governed by wavy dynamics.

Table 4: Post-LN Transformer vs. Pre-LN Transformer

Post-LN Transformer	Pre-LN Transformer
$\mathbf{X}^{l,1} = \text{Attn}(\mathbf{X}^l)$	$\mathbf{X}^{l,1} = \text{LayerNorm}(\mathbf{X}^l)$
$\mathbf{X}^{l,2} = \mathbf{X}^{l,1} + \mathbf{X}^l$	$\mathbf{X}^{l,2} = \text{Attn}(\mathbf{X}^{l,1})$
$\mathbf{X}^{l,3} = \text{LayerNorm}(\mathbf{X}^{l,2})$	$\mathbf{X}^{l,3} = \mathbf{X}^l + \mathbf{X}^{l,2}$
$\mathbf{X}^{l,4} = \text{FFN}(\mathbf{X}^{l,3})$	$\mathbf{X}^{l,4} = \text{LayerNorm}(\mathbf{X}^{l,3})$
$\mathbf{X}^{l,5} = \mathbf{X}^{l,3} + \mathbf{X}^{l,4}$	$\mathbf{X}^{l,5} = \text{FFN}(\mathbf{X}^{l,4})$
$\mathbf{X}^{l+1} = \text{LayerNorm}(\mathbf{X}^{l,5})$	$\mathbf{X}^{l+1} = \mathbf{X}^{l,5} + \mathbf{X}^{l,3}$
	$\mathbf{X}_{\text{Final}} \leftarrow \text{LayerNorm}(\mathbf{X}^{l+1})$

Table 5: Post-LN Wavy-Transformer vs. Pre-LN Wavy-Transformer

Post-LN Wavy-Transformer	Pre-LN Wavy-Transformer
$\mathbf{X}^{l,1} = \text{Attn}(\mathbf{X}^l)$	$\mathbf{X}^{l,1}, \mathbf{Y}^{l,1} = \text{LayerNorm}(\mathbf{X}^l, \mathbf{Y}^l)$
$\mathbf{Y}^{l,1} = \tau(\mathbf{X}^{l,1} - \mathbf{X}^l) + \mathbf{Y}^l$	$\mathbf{X}^{l,2} = \text{Attn}(\mathbf{X}^{l,1})$
$\mathbf{X}^{l,1} = \tau\mathbf{Y}^{l,1} + \mathbf{X}^l$	$\mathbf{Y}^{l,2} = \tau(\mathbf{X}^{l,2} - \mathbf{X}^l) + \mathbf{Y}^l$
$\mathbf{X}^{l,2}, \mathbf{Y}^{l,2} = \text{LayerNorm}(\mathbf{X}^{l,1}, \mathbf{Y}^{l,1})$	$\mathbf{X}^{l,3} = \tau\mathbf{Y}^{l,2} + \mathbf{X}^l$
$\mathbf{X}^{l,3}, \mathbf{Y}^{l,2} = \text{FFN}(\mathbf{X}^{l,2}, \mathbf{Y}^{l,2})$	$\mathbf{X}^{l,4}, \mathbf{Y}^{l,3} = \text{LayerNorm}(\mathbf{X}^{l,3}, \mathbf{Y}^{l,2})$
$\mathbf{X}^{l,4} = \mathbf{X}^{l,2} + \mathbf{X}^{l,3}, \mathbf{Y}^{l,4} = \mathbf{Y}^{l,2} + \mathbf{Y}^{l,3}$	$\mathbf{X}^{l,5}, \mathbf{Y}^{l,4} = \text{FFN}(\mathbf{X}^{l,4}, \mathbf{Y}^{l,3})$
$\mathbf{X}^{l+1}, \mathbf{Y}^{l+1} = \text{LayerNorm}(\mathbf{X}^{l,5}, \mathbf{Y}^{l,5})$	$\mathbf{X}^{l+1} = \mathbf{X}^{l,5} + \mathbf{X}^{l,3}, \mathbf{Y}^{l+1} = \mathbf{Y}^{l,4} + \mathbf{Y}^{l,2}$
	$\mathbf{X}_{\text{Final}}, \mathbf{Y}_{\text{Final}} \leftarrow \text{LayerNorm}(\mathbf{X}^{l+1}, \mathbf{Y}^{l+1})$

When the wavy residual update is combined with the conventional (diffusive) attention, the choice between Pre-LN and Post-LN becomes especially significant: a mismatch in normalization placement can disrupt the balance between the wavy and diffusive paths and degrade accuracy. Consequently, the LN configuration of wavy branch must be aligned with that of the diffusive branch to achieve the intended performance improvements. In our NLP experiments, we adopted Post-LN Wavy Transformer. Conversely, because DeiT [34] is built on a Pre-LN backbone, we used Pre-LN Wavy Transformer for all DeiT-based CV experiments.

### B.3 Attention with Pre-LN as graph neural diffusion with reaction term

In Section 3, it is shown that the attention with Post-LN can be straightforwardly considered as a graph neural diffusion. In addition to that, we show that attention with Pre-LN also can be regarded as a graph neural diffusion. First of all, attention with Pre-LN can be formalized as follow:

$$\mathbf{X}^{l+1} = \text{Attn}(\text{LN}(\mathbf{X}^l)) + \mathbf{X}^l. \quad (16)$$

We compactly write LN transformation in matrix-form as

$$\text{LN}(\mathbf{X}) = \tilde{\mathbf{X}} = \Sigma^{-1}\mathbf{X}\mathbf{S} + \mathbf{M}, \quad (17)$$

where  $\Sigma := \text{diag}(\sigma_i) \in \mathbb{R}^{n \times n}$ ,  $\mathbf{S} := \text{diag}(\gamma_j) \in \mathbb{R}^{d \times d}$ . Also,  $\mathbf{M} := -(\frac{\mu}{\sigma})\gamma^\top + \mathbf{1}_n\beta^\top \in \mathbb{R}^{n \times d}$ , where  $\mu = (\mu_1, \dots, \mu_n)^\top$ ,  $\sigma = (\sigma_1, \dots, \sigma_n)^\top$ ,  $\gamma = (\gamma_1, \dots, \gamma_d)^\top$ , and  $\beta = (\beta_1, \dots, \beta_d)^\top$ . Using this representation, we can obtain

$$\text{Attn}(\tilde{\mathbf{X}}) = \text{softmax}\left(\frac{\tilde{\mathbf{X}}\mathbf{W}_q(\tilde{\mathbf{X}}\mathbf{W}_K)^\top}{\sqrt{d}}\right)\tilde{\mathbf{X}}\mathbf{W}_V \quad (18)$$

$$= \tilde{\mathbf{A}}\Sigma^{-1}\mathbf{X}\mathbf{S}\mathbf{W}_V + \tilde{\mathbf{M}}\mathbf{W}_V \quad (19)$$

$$= (\tilde{\mathbf{A}}\Sigma^{-1}\mathbf{X}\mathbf{S} + \tilde{\mathbf{M}})\mathbf{W}_V \quad (20)$$

where  $\tilde{\mathbf{A}} = \text{softmax}\left(\frac{\tilde{\mathbf{X}}\mathbf{W}_q(\tilde{\mathbf{X}}\mathbf{W}_\kappa)^\top}{\sqrt{d}}\right)$  and  $\tilde{\mathbf{M}} = \tilde{\mathbf{A}}\mathbf{M}$ . Therefore, attention with Pre-LN described in Eq.(16) can be written as

$$\mathbf{X}^{l+1} = (\tilde{\mathbf{A}}\Sigma^{-1}\mathbf{X}\mathbf{S} + \tilde{\mathbf{M}})\mathbf{W}_V + \mathbf{X}^l. \quad (21)$$

On the other hand, consider the graph neural equation with an external source term and a reaction term as follows

$$\frac{\partial \mathbf{X}}{\partial t} = (\tilde{\mathbf{A}} - \mathbf{I})\Sigma^{-1}\mathbf{X}\mathbf{S} + \tilde{\mathbf{M}} + \Sigma^{-1}\mathbf{X}\mathbf{S}. \quad (22)$$

For simplicity, we temporarily ignore the feature transformation by  $\mathbf{W}_V$ . Straightforwardly, considering discretization of this equation with  $\tau = 1.0$  recover the update rule of the attention with Pre-LN written as Eq.(21). The continuous counterpart can be considered as the following the diffusion equation with an external source term and reaction term:

$$\frac{\partial x(u, t)}{\partial t} = \underbrace{\text{div}(D \nabla x(u, t))}_{\text{diffusion}} + \underbrace{b(u, t)}_{\text{source}} - \underbrace{\kappa(u, t)x}_{\text{reaction}}. \quad (23)$$

In some cases, Pre-LN Transformers have been shown to outperform their Post-LN counterparts [41]. Furthermore, in GNNs, incorporating diffusion–reaction dynamics has led to performance gains [6]. Together with the interpretation of Pre-LN attention as a diffusion–reaction process, these findings suggest that the superiority of Pre-LN arises from the implicit dynamics it introduces, which help mitigate over-smoothing and enhance model performance. In this sense, a physical-dynamics perspective offers a promising basis for clarifying transformer behavior.

## C Intuitive Explanation of Over-smoothing

The graph diffusion equation [5] can be rewritten as

$$\frac{\partial \mathbf{X}}{\partial t} = \mathbf{A}\mathbf{X} - \mathbf{X} = \bar{\mathbf{X}} - \mathbf{X}. \quad (24)$$

Here, we define the attention-weighted average of the hidden states as  $\bar{\mathbf{X}} = \mathbf{A}\mathbf{X}$ , where  $\mathbf{A}$  is right-stochastic matrix. This relation clearly explain why transformers suffer from over-smoothing: if some a hidden state  $\mathbf{X}$  exceeds its attention-weighted average  $\bar{\mathbf{X}}$ , it is driven downward, whereas if it falls below  $\bar{\mathbf{X}}$ , it is pulled upward. Consequently, as the hidden states propagate through many layers, an effect analogous to integrating the diffusion process over a long time, every component  $\mathbf{X}$  converges toward the common value characterized by  $\bar{\mathbf{X}}$ . The farther a token is from that local mean, the stronger the restoring force, so high-variance patterns disappear first. What remains is the slowly changing, globally coherent structure, which is exactly the smoothing effect in the neural graph diffusion. We can summarize as follows. Discretization of Eq. (24) gives:

$$\mathbf{X}_i^{l+1} - \mathbf{X}_i^l = \tau(\bar{\mathbf{X}}_i^l - \mathbf{X}_i^l), \quad 0 < \tau < 1. \quad (25)$$

By simple case analysis:

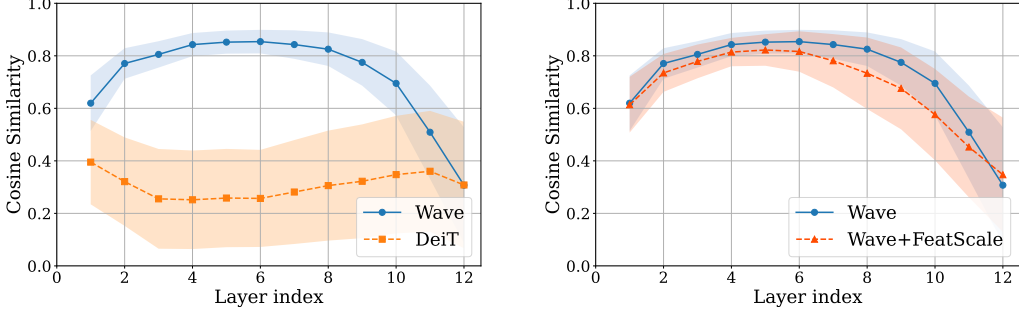
$$\mathbf{X}_i^{l+1} - \mathbf{X}_i^l = \tau(\bar{\mathbf{X}}_i^l - \mathbf{X}_i^l) \begin{cases} < 0, & \mathbf{X}_i^l > \bar{\mathbf{X}}_i^l, \\ = 0, & \mathbf{X}_i^l = \bar{\mathbf{X}}_i^l, \\ > 0, & \mathbf{X}_i^l < \bar{\mathbf{X}}_i^l. \end{cases} \quad (26)$$

Hence each step strictly reduces the deviation from the mean:

$$|\mathbf{X}_i^{l+1} - \bar{\mathbf{X}}_i^l| = (1 - \tau) |\mathbf{X}_i^l - \bar{\mathbf{X}}_i^l| < |\mathbf{X}_i^l - \bar{\mathbf{X}}_i^l|. \quad (27)$$

## D Analysis of Over-smoothing for DeiT-based models

In this section, we analyze over-smoothing in DeiT-based models on the ImageNet classification task. Following the NLP approach, we quantify over-smoothing via the average pairwise cosine similarity between patch tokens, computed on the ImageNet validation dataset. Figure 5 plots these similarity curves for the standard DeiT, DeiT integrated with Wavy Transformer, and Wavy Transformer + FeatScale variant with 1-sigma interval shading. The results clearly show how Wavy Transformer reshapes feature dynamics relative to the conventional DeiT. Integrating FeatScale slightly reduces over-smoothing overall, although its final-layer cosine similarity remains marginally higher than that of Wavy Transformer alone.



(a) Comparison between cosine similarities with 1-sigma interval shading of the conventional DeiT and the DeiT integrated with Wavy Transformer.

(b) Comparison between cosine similarities with 1-sigma interval shading of the DeiT integrated with Wavy Transformer with and without FeatScale.

Figure 5: Comparisons of cosine similarities with 1-sigma interval shading for several DeiT-based models.

## E Energy Evaluation in Diffusion and Wave Dynamics on Graphs

In this section, to indicate an intuitive discussion of diffusion and wave dynamics on graphs from an energetic viewpoint, we assume here time-independent attention matrix  $\mathbf{A}$  (e.g.  $\mathbf{A}_{ij} = \mathbf{A}(\mathbf{X}_i^0, \mathbf{X}_j^0)$  using the initial features) and impose the symmetry condition  $\mathbf{A}_{ij} = \mathbf{A}_{ji}$ . These simplifying assumptions do not hold exactly in real transformers; they are introduced here solely for analytical simplicity and an intuitive understanding of their hidden-state dynamics. Note that this section presents the discrete-graph analogue of Appendix A and should be compared with it.

**Graph Neural Diffusion as Gradient Flow** Consider the following potential energy:

$$U(\mathbf{X}) = \frac{1}{2} \sum_{i,j} \mathbf{X}_i^\top (\mathbf{I} - \mathbf{A})_{ij} \mathbf{X}_j. \quad (28)$$

Here, the gradient of  $U(\mathbf{X})$  with respect to  $\mathbf{X}$  is

$$\left[ \frac{\partial U(\mathbf{X})}{\partial \mathbf{X}} \right]_k = \frac{1}{2} \left( \sum_{i,j} \mathbf{I}_{ki} (\mathbf{I} - \mathbf{A})_{ij} \mathbf{X}_j + \sum_{i,j} \mathbf{X}_i^\top (\mathbf{I} - \mathbf{A})_{ij} \mathbf{I}_{jk} \right) \quad (29)$$

$$= \sum_j (\mathbf{I} - \mathbf{A})_{kj} \mathbf{X}_j, \quad (30)$$

where  $\mathbf{I}$  is identity matrix and we used the symmetry condition  $\mathbf{A}_{ij} = \mathbf{A}_{ji}$ . Therefore, the graph neural diffusion can be written as

$$\frac{\partial \mathbf{X}}{\partial t} = - \frac{\partial U(\mathbf{X})}{\partial \mathbf{X}}. \quad (31)$$

This shows that the hidden-state dynamics in transformers, which implicitly rely on graph neural diffusion, can be interpreted as the gradient flow of the potential energy in Eq. (28). A similar discussion appears in [24, 19], and a more general mathematical discussion is given in [15].

Let the node features  $\mathbf{X}$  evolve according to the graph neural diffusion in Eq. (7). To clarify the meaning of the potential energy, we use the symmetry of  $\mathbf{A}$  to rewrite it as

$$U(\mathbf{X}) = \frac{1}{4} \sum_{i,j} \mathbf{A}_{ij} \|\mathbf{X}_j - \mathbf{X}_i\|^2, \quad (32)$$



where  $\|\mathbf{X}_j - \mathbf{X}_i\|^2 = (\mathbf{X}_j - \mathbf{X}_i)^\top (\mathbf{X}_j - \mathbf{X}_i)$ . Taking the time derivative gives

$$\frac{dU(\mathbf{X})}{dt} = \frac{1}{4} \sum_{i,j} \mathbf{A}_{ij} \frac{d}{dt} \|\mathbf{X}_j - \mathbf{X}_i\|^2 \quad (33)$$

$$= \frac{1}{2} \sum_{i,j} \mathbf{A}_{ij} (\dot{\mathbf{X}}_j - \dot{\mathbf{X}}_i)^\top (\mathbf{X}_j - \mathbf{X}_i) \quad (34)$$

$$= -\frac{1}{2} \sum_{i,j} \|\mathbf{A}_{ij}(\mathbf{X}_j - \mathbf{X}_i)\|^2 \leq 0, \quad (35)$$

where

$$\dot{\mathbf{X}}_j - \dot{\mathbf{X}}_i = (\mathbf{A}_{ji}\mathbf{X}_i - \mathbf{X}_j) - (\mathbf{A}_{ij}\mathbf{X}_j - \mathbf{X}_i). \quad (36)$$

If we define the attention-weighted average  $\bar{\mathbf{X}} = \mathbf{A}\mathbf{X}$  (cf. Appendix C), then

$$\frac{dU(\mathbf{X})}{dt} = -\frac{1}{2} \sum_i \|\bar{\mathbf{X}}_i - \mathbf{X}_i\|^2. \quad (37)$$

This demonstrates that the graph neural diffusion drives the node features  $\mathbf{X}$  to decrease the potential energy defined in Eq. (32), and that  $U(\mathbf{X})$  can be interpreted as the sum of squared differences between each feature and its attention-weighted average, implying convergence toward a uniform state. This provides a clear explanation for the over-smoothing observed in transformers from the energetic viewpoint.

**Energy Conservation of Wave Dynamics on Graphs** In contrast to the graph neural diffusion, wavy dynamics introduced into Wavy Transformer conserve their energy in the same way as continuous dynamics on smooth manifold. To show that, consider the following energy for  $(\mathbf{X}, \mathbf{Y})$  governed by Eq. 11:

$$E(\mathbf{X}, \mathbf{Y}) = \frac{1}{2} \sum_i \|\mathbf{Y}_i\|^2 + \frac{1}{2} \sum_{i,j} \mathbf{X}_i^\top (\mathbf{I} - \mathbf{A})_{ij} \mathbf{X}_j. \quad (38)$$

Taking the time derivative and using  $\dot{\mathbf{X}}_i = \mathbf{Y}_i$  and  $\dot{\mathbf{Y}} = -(\mathbf{I} - \mathbf{A})\mathbf{X}$ , we obtain

$$\frac{dE(\mathbf{X})}{dt} = \sum_i \mathbf{Y}_i^\top \dot{\mathbf{Y}}_i + \sum_{i,j} \dot{\mathbf{X}}_i^\top (\mathbf{I} - \mathbf{A})_{ij} \mathbf{X}_j \quad (39)$$

$$= -\sum_i \mathbf{Y}_i^\top \sum_j (\mathbf{I} - \mathbf{A})_{ij} \mathbf{X}_j + \sum_{i,j} \mathbf{Y}_i^\top (\mathbf{I} - \mathbf{A})_{ij} \mathbf{X}_j = 0. \quad (40)$$

Hence, the total energy  $E(\mathbf{X}, \mathbf{Y})$  remains constant over time, i.e., throughout the entire forward pass, demonstrating that the wavy dynamics on the graph exactly conserve energy.

## F Throughput–Accuracy Trade-off Comparison

Table 6 compares the inference throughput (images/s) of various transformer variants, measured on the ImageNet validation set using V100 GPUs and a batch size of 256. Introducing wave dynamics (Diffuse+Wave or Wave alone) reduces throughput by roughly 50% from about 2 600 to 1 200–1 300 images per second which may pose a limitation in real-time applications. However, this slowdown must be balanced against the gains in representational power and accuracy that wave-enhanced models provide. A simple mitigation is to insert wavy blocks in only a subset of layers to recover part of the lost throughput. Concretely, replacing only the last six blocks with wavy blocks (Wave (6)) increases throughput by about 33 % relative to the full Diffuse+Wave with FeatScale variant (1 649 img/s vs. 1 241 img/s) while sacrificing 0.18 pt in Top-1 accuracy (72.44 % vs. 72.62 %). In this experiment, the velocity tensor was initialized to zero at the first wavy block.<sup>17</sup>

## G Implementation Details

The hyper-parameters of various downstream tasks are shown in Table 7.

Table 6: Inference throughput and accuracy on ImageNet. Wave (6) indicates that wavy blocks are inserted only in the final six layers.

Model	Residual Connections	Throughput	Top-1 (%)
DeiT-Ti [34]	Diffuse	<b>2632.1</b>	72.17
DeiT-Ti + FeatScale [37]	Diffuse	2483.2	72.35
DeiT-Ti	Diffuse+Wave	1266.0	72.33
DeiT-Ti + FeatScale	Diffuse+Wave	1241.4	<b>72.62</b>
DeiT-Ti	Wave	1312.2	–
DeiT-Ti + FeatScale	Diffuse+Wave (6)	1649.3	72.44

Table 7: Hyper-parameters for different downstream tasks.

	GLUE	SQuAD
Batch size	32	16
Weight decay	[0.1, 0.01]	[0.1, 0.01]
Warmup proportion	0.1	0.1
Learning rate decay	linear	linear
Training epochs	3	3
Learning rate	0.00005	0.00005

## NeurIPS Paper Checklist

### 1. Claims

Question: Do the main claims made in the abstract and introduction accurately reflect the paper's contributions and scope?

Answer: [\[Yes\]](#)

Justification: The abstract and introduction faithfully represent the paper's contributions and scope, with every major claim clearly substantiated by the methods, experiments, and analyses presented.

Guidelines:

- The answer NA means that the abstract and introduction do not include the claims made in the paper.
- The abstract and/or introduction should clearly state the claims made, including the contributions made in the paper and important assumptions and limitations. A No or NA answer to this question will not be perceived well by the reviewers.
- The claims made should match theoretical and experimental results, and reflect how much the results can be expected to generalize to other settings.
- It is fine to include aspirational goals as motivation as long as it is clear that these goals are not attained by the paper.

### 2. Limitations

Question: Does the paper discuss the limitations of the work performed by the authors?

Answer: [\[Yes\]](#)

Justification: The paper adequately discusses the limitations of the work.

Guidelines:

- The answer NA means that the paper has no limitation while the answer No means that the paper has limitations, but those are not discussed in the paper.
- The authors are encouraged to create a separate "Limitations" section in their paper.
- The paper should point out any strong assumptions and how robust the results are to violations of these assumptions (e.g., independence assumptions, noiseless settings, model well-specification, asymptotic approximations only holding locally). The authors should reflect on how these assumptions might be violated in practice and what the implications would be.
- The authors should reflect on the scope of the claims made, e.g., if the approach was only tested on a few datasets or with a few runs. In general, empirical results often depend on implicit assumptions, which should be articulated.
- The authors should reflect on the factors that influence the performance of the approach. For example, a facial recognition algorithm may perform poorly when image resolution is low or images are taken in low lighting. Or a speech-to-text system might not be used reliably to provide closed captions for online lectures because it fails to handle technical jargon.
- The authors should discuss the computational efficiency of the proposed algorithms and how they scale with dataset size.
- If applicable, the authors should discuss possible limitations of their approach to address problems of privacy and fairness.
- While the authors might fear that complete honesty about limitations might be used by reviewers as grounds for rejection, a worse outcome might be that reviewers discover limitations that aren't acknowledged in the paper. The authors should use their best judgment and recognize that individual actions in favor of transparency play an important role in developing norms that preserve the integrity of the community. Reviewers will be specifically instructed to not penalize honesty concerning limitations.

### 3. Theory assumptions and proofs

Question: For each theoretical result, does the paper provide the full set of assumptions and a complete (and correct) proof?

Answer: [\[Yes\]](#)

Justification: The paper lists every assumption and supplies full and correct proofs for each theoretical result.

Guidelines:

- The answer NA means that the paper does not include theoretical results.
- All the theorems, formulas, and proofs in the paper should be numbered and cross-referenced.
- All assumptions should be clearly stated or referenced in the statement of any theorems.
- The proofs can either appear in the main paper or the supplemental material, but if they appear in the supplemental material, the authors are encouraged to provide a short proof sketch to provide intuition.
- Inversely, any informal proof provided in the core of the paper should be complemented by formal proofs provided in appendix or supplemental material.
- Theorems and Lemmas that the proof relies upon should be properly referenced.

#### 4. Experimental result reproducibility

Question: Does the paper fully disclose all the information needed to reproduce the main experimental results of the paper to the extent that it affects the main claims and/or conclusions of the paper (regardless of whether the code and data are provided or not)?

Answer: [\[Yes\]](#)

Justification: The paper gives necessary detail to reproduce the main experiments and verify its claims.

Guidelines:

- The answer NA means that the paper does not include experiments.
- If the paper includes experiments, a No answer to this question will not be perceived well by the reviewers: Making the paper reproducible is important, regardless of whether the code and data are provided or not.
- If the contribution is a dataset and/or model, the authors should describe the steps taken to make their results reproducible or verifiable.
- Depending on the contribution, reproducibility can be accomplished in various ways. For example, if the contribution is a novel architecture, describing the architecture fully might suffice, or if the contribution is a specific model and empirical evaluation, it may be necessary to either make it possible for others to replicate the model with the same dataset, or provide access to the model. In general, releasing code and data is often one good way to accomplish this, but reproducibility can also be provided via detailed instructions for how to replicate the results, access to a hosted model (e.g., in the case of a large language model), releasing of a model checkpoint, or other means that are appropriate to the research performed.
- While NeurIPS does not require releasing code, the conference does require all submissions to provide some reasonable avenue for reproducibility, which may depend on the nature of the contribution. For example
  - (a) If the contribution is primarily a new algorithm, the paper should make it clear how to reproduce that algorithm.
  - (b) If the contribution is primarily a new model architecture, the paper should describe the architecture clearly and fully.
  - (c) If the contribution is a new model (e.g., a large language model), then there should either be a way to access this model for reproducing the results or a way to reproduce the model (e.g., with an open-source dataset or instructions for how to construct the dataset).
  - (d) We recognize that reproducibility may be tricky in some cases, in which case authors are welcome to describe the particular way they provide for reproducibility. In the case of closed-source models, it may be that access to the model is limited in some way (e.g., to registered users), but it should be possible for other researchers to have some path to reproducing or verifying the results.

#### 5. Open access to data and code

Question: Does the paper provide open access to the data and code, with sufficient instructions to faithfully reproduce the main experimental results, as described in supplemental material?

Answer: [Yes]

Justification: The code were supplied to reviewers as an anonymous zip archive, and full public links will be added in the camera-ready version.

Guidelines:

- The answer NA means that paper does not include experiments requiring code.
- Please see the NeurIPS code and data submission guidelines (<https://nips.cc/public/guides/CodeSubmissionPolicy>) for more details.
- While we encourage the release of code and data, we understand that this might not be possible, so “No” is an acceptable answer. Papers cannot be rejected simply for not including code, unless this is central to the contribution (e.g., for a new open-source benchmark).
- The instructions should contain the exact command and environment needed to run to reproduce the results. See the NeurIPS code and data submission guidelines (<https://nips.cc/public/guides/CodeSubmissionPolicy>) for more details.
- The authors should provide instructions on data access and preparation, including how to access the raw data, preprocessed data, intermediate data, and generated data, etc.
- The authors should provide scripts to reproduce all experimental results for the new proposed method and baselines. If only a subset of experiments are reproducible, they should state which ones are omitted from the script and why.
- At submission time, to preserve anonymity, the authors should release anonymized versions (if applicable).
- Providing as much information as possible in supplemental material (appended to the paper) is recommended, but including URLs to data and code is permitted.

## 6. Experimental setting/details

Question: Does the paper specify all the training and test details (e.g., data splits, hyperparameters, how they were chosen, type of optimizer, etc.) necessary to understand the results?

Answer: [Yes]

Justification: The paper writes out every training and test detail including data splits, hyperparameters, optimizer choice, and how they were chosen. So, the results are clear.

Guidelines:

- The answer NA means that the paper does not include experiments.
- The experimental setting should be presented in the core of the paper to a level of detail that is necessary to appreciate the results and make sense of them.
- The full details can be provided either with the code, in appendix, or as supplemental material.

## 7. Experiment statistical significance

Question: Does the paper report error bars suitably and correctly defined or other appropriate information about the statistical significance of the experiments?

Answer: [Yes]

Justification: Yes, the paper reports appropriate information about statistical significance of the experiments.

Guidelines:

- The answer NA means that the paper does not include experiments.
- The authors should answer "Yes" if the results are accompanied by error bars, confidence intervals, or statistical significance tests, at least for the experiments that support the main claims of the paper.

- The factors of variability that the error bars are capturing should be clearly stated (for example, train/test split, initialization, random drawing of some parameter, or overall run with given experimental conditions).
- The method for calculating the error bars should be explained (closed form formula, call to a library function, bootstrap, etc.)
- The assumptions made should be given (e.g., Normally distributed errors).
- It should be clear whether the error bar is the standard deviation or the standard error of the mean.
- It is OK to report 1-sigma error bars, but one should state it. The authors should preferably report a 2-sigma error bar than state that they have a 96% CI, if the hypothesis of Normality of errors is not verified.
- For asymmetric distributions, the authors should be careful not to show in tables or figures symmetric error bars that would yield results that are out of range (e.g. negative error rates).
- If error bars are reported in tables or plots, The authors should explain in the text how they were calculated and reference the corresponding figures or tables in the text.

#### 8. Experiments compute resources

Question: For each experiment, does the paper provide sufficient information on the computer resources (type of compute workers, memory, time of execution) needed to reproduce the experiments?

Answer: [Yes]

Justification: The paper even enumerates the exact GPU models, so the needed resources are fully clear.

Guidelines:

- The answer NA means that the paper does not include experiments.
- The paper should indicate the type of compute workers CPU or GPU, internal cluster, or cloud provider, including relevant memory and storage.
- The paper should provide the amount of compute required for each of the individual experimental runs as well as estimate the total compute.
- The paper should disclose whether the full research project required more compute than the experiments reported in the paper (e.g., preliminary or failed experiments that didn't make it into the paper).

#### 9. Code of ethics

Question: Does the research conducted in the paper conform, in every respect, with the NeurIPS Code of Ethics <https://neurips.cc/public/EthicsGuidelines>?

Answer: [Yes]

Justification: The research adheres to the NeurIPS Code of Ethics in every respect.

Guidelines:

- The answer NA means that the authors have not reviewed the NeurIPS Code of Ethics.
- If the authors answer No, they should explain the special circumstances that require a deviation from the Code of Ethics.
- The authors should make sure to preserve anonymity (e.g., if there is a special consideration due to laws or regulations in their jurisdiction).

#### 10. Broader impacts

Question: Does the paper discuss both potential positive societal impacts and negative societal impacts of the work performed?

Answer: [No]

Justification: As the study is purely theoretical and currently has no direct social impacts, the authors did not include an explicit discussion of potential societal impacts.

Guidelines:

- The answer NA means that there is no societal impact of the work performed.

- If the authors answer NA or No, they should explain why their work has no societal impact or why the paper does not address societal impact.
- Examples of negative societal impacts include potential malicious or unintended uses (e.g., disinformation, generating fake profiles, surveillance), fairness considerations (e.g., deployment of technologies that could make decisions that unfairly impact specific groups), privacy considerations, and security considerations.
- The conference expects that many papers will be foundational research and not tied to particular applications, let alone deployments. However, if there is a direct path to any negative applications, the authors should point it out. For example, it is legitimate to point out that an improvement in the quality of generative models could be used to generate deepfakes for disinformation. On the other hand, it is not needed to point out that a generic algorithm for optimizing neural networks could enable people to train models that generate Deepfakes faster.
- The authors should consider possible harms that could arise when the technology is being used as intended and functioning correctly, harms that could arise when the technology is being used as intended but gives incorrect results, and harms following from (intentional or unintentional) misuse of the technology.
- If there are negative societal impacts, the authors could also discuss possible mitigation strategies (e.g., gated release of models, providing defenses in addition to attacks, mechanisms for monitoring misuse, mechanisms to monitor how a system learns from feedback over time, improving the efficiency and accessibility of ML).

#### 11. Safeguards

Question: Does the paper describe safeguards that have been put in place for responsible release of data or models that have a high risk for misuse (e.g., pretrained language models, image generators, or scraped datasets)?

Answer: [NA]

Justification: The paper poses no such risks.

Guidelines:

- The answer NA means that the paper poses no such risks.
- Released models that have a high risk for misuse or dual-use should be released with necessary safeguards to allow for controlled use of the model, for example by requiring that users adhere to usage guidelines or restrictions to access the model or implementing safety filters.
- Datasets that have been scraped from the Internet could pose safety risks. The authors should describe how they avoided releasing unsafe images.
- We recognize that providing effective safeguards is challenging, and many papers do not require this, but we encourage authors to take this into account and make a best faith effort.

#### 12. Licenses for existing assets

Question: Are the creators or original owners of assets (e.g., code, data, models), used in the paper, properly credited and are the license and terms of use explicitly mentioned and properly respected?

Answer: [Yes]

Justification: All external assets are correctly cited and their terms of use is properly respected.

Guidelines:

- The answer NA means that the paper does not use existing assets.
- The authors should cite the original paper that produced the code package or dataset.
- The authors should state which version of the asset is used and, if possible, include a URL.
- The name of the license (e.g., CC-BY 4.0) should be included for each asset.
- For scraped data from a particular source (e.g., website), the copyright and terms of service of that source should be provided.

- If assets are released, the license, copyright information, and terms of use in the package should be provided. For popular datasets, [paperswithcode.com/datasets](https://paperswithcode.com/datasets) has curated licenses for some datasets. Their licensing guide can help determine the license of a dataset.
- For existing datasets that are re-packaged, both the original license and the license of the derived asset (if it has changed) should be provided.
- If this information is not available online, the authors are encouraged to reach out to the asset's creators.

### 13. **New assets**

Question: Are new assets introduced in the paper well documented and is the documentation provided alongside the assets?

Answer: [\[Yes\]](#)

Justification: Yes, the new assets are well documented and the documentation is provided alongside them.

Guidelines:

- The answer NA means that the paper does not release new assets.
- Researchers should communicate the details of the dataset/code/model as part of their submissions via structured templates. This includes details about training, license, limitations, etc.
- The paper should discuss whether and how consent was obtained from people whose asset is used.
- At submission time, remember to anonymize your assets (if applicable). You can either create an anonymized URL or include an anonymized zip file.

### 14. **Crowdsourcing and research with human subjects**

Question: For crowdsourcing experiments and research with human subjects, does the paper include the full text of instructions given to participants and screenshots, if applicable, as well as details about compensation (if any)?

Answer: [\[NA\]](#)

Justification: The study involves no crowdsourcing or human-subject experiments, so participant instructions, screenshots, and compensation details are not applicable and were not provided.

Guidelines:

- The answer NA means that the paper does not involve crowdsourcing nor research with human subjects.
- Including this information in the supplemental material is fine, but if the main contribution of the paper involves human subjects, then as much detail as possible should be included in the main paper.
- According to the NeurIPS Code of Ethics, workers involved in data collection, curation, or other labor should be paid at least the minimum wage in the country of the data collector.

### 15. **Institutional review board (IRB) approvals or equivalent for research with human subjects**

Question: Does the paper describe potential risks incurred by study participants, whether such risks were disclosed to the subjects, and whether Institutional Review Board (IRB) approvals (or an equivalent approval/review based on the requirements of your country or institution) were obtained?

Answer: [\[NA\]](#)

Justification: The study involves no crowdsourcing or human-subject experiments, so participant instructions, screenshots, and compensation details are not applicable and were not provided.

Guidelines:



- The answer NA means that the paper does not involve crowdsourcing nor research with human subjects.
- Depending on the country in which research is conducted, IRB approval (or equivalent) may be required for any human subjects research. If you obtained IRB approval, you should clearly state this in the paper.
- We recognize that the procedures for this may vary significantly between institutions and locations, and we expect authors to adhere to the NeurIPS Code of Ethics and the guidelines for their institution.
- For initial submissions, do not include any information that would break anonymity (if applicable), such as the institution conducting the review.

#### 16. **Declaration of LLM usage**

Question: Does the paper describe the usage of LLMs if it is an important, original, or non-standard component of the core methods in this research? Note that if the LLM is used only for writing, editing, or formatting purposes and does not impact the core methodology, scientific rigorousness, or originality of the research, declaration is not required.

Answer: [NA]

Justification: Large language models are not part of the paper's core methods.

Guidelines:

- The answer NA means that the core method development in this research does not involve LLMs as any important, original, or non-standard components.
- Please refer to our LLM policy (<https://neurips.cc/Conferences/2025/LLM>) for what should or should not be described.