

CRED-SQL: Enhancing Real-world Large Scale Database Text-to-SQL Parsing through Cluster Retrieval and Execution Description

Shaoming Duan^{a,b,1}, Zirui Wang^{a,1}, Chuanyi Liu^{a,b,*}, Zhibin Zhu^a, Yuhao Zhang^{a,c}, Peiyi Han^{a,b}, Liang Yan^{a,d} and Zewu Peng^e

^aHarbin Institute of Technology, Shenzhen, China

^bPengcheng Laboratory, Shenzhen, China

^cMindflow.ai

^dInspur Cloud Information Technology Co., Ltd, Jinan 250101, China

^eGuangdong Power Grid Co., Ltd, China

Abstract. Recent advances in large language models (LLMs) have significantly improved the accuracy of Text-to-SQL systems. However, a critical challenge remains: the semantic mismatch between natural language questions (NLQs) and their corresponding SQL queries. This issue is exacerbated in large-scale databases, where semantically similar attributes hinder schema linking and semantic drift during SQL generation, ultimately reducing model accuracy. To address these challenges, we introduce CRED-SQL, a framework designed for large-scale databases that integrates Cluster Retrieval and Execution Description. CRED-SQL first performs cluster-based large-scale schema retrieval to pinpoint the tables and columns most relevant to a given NLQ, alleviating schema mismatch. It then introduces an intermediate natural language representation—Execution Description Language (EDL)—to bridge the gap between NLQs and SQL. This reformulation decomposes the task into two stages: Text-to-EDL and EDL-to-SQL, leveraging LLMs’ strong general reasoning capabilities while reducing semantic deviation. Extensive experiments on two large-scale, cross-domain benchmarks—SpiderUnion and BirdUnion—demonstrate that CRED-SQL achieves new state-of-the-art (SOTA) performance, validating its effectiveness and scalability. Our code is available at <https://github.com/smduan/CRED-SQL.git>

1 Introduction

Text-to-SQL, which translates natural language questions into SQL queries, significantly lowers the barrier for both lay and expert users in interacting with databases [5, 10, 13, 14]. In recent years, advancements in large language models (LLMs) have greatly enhanced the performance of Text-to-SQL solutions [4, 15, 17]. Current LLM-powered approaches [4, 17, 21] improve SQL generation accuracy by decomposing complex Text-to-SQL tasks into simpler sub-tasks, such as schema retrieval and SQL generation with subsequent correction. These methods have achieved state-of-the-art (SOTA) results on prominent benchmarks like Spider [23] and Bird [15]. However,



Question: Which cities do more than one employee under age 30 come from? Gold Table: <i>employee_hire_evaluation.employee</i> Gold SQL: <i>SELECT city FROM employee WHERE age < 30 GROUP BY city HAVING count(*) > 1</i>		
CRUSH [11] TOP-10 Tables: <i>"city_record.city",</i> <i>"company_employee.people",</i> <i>"course_teach.teacher.Age",</i> <i>"store_1.employees",</i> <i>"customer_deliveries.Employees",</i> <i>"company_employee.people",</i> <i>"activity_1.Student",</i> <i>"employee_hire_evaluation.evaluation",</i> <i>"cre_Doc_Control_Systems.Employees",</i> <i>"voter_2.Student"</i>	Schema Retrieval Schema Mismatch: <i>"the target table is not in the Top 10 list of searches"</i>	Our CRED-SQL TOP-10 Tables: <i>"company_employee.company",</i> <i>"company_1.employee",</i> <i>"employee_hire_evaluation.employee",</i> <i>"company_employee.people",</i> <i>"company_employee.employment",</i> <i>"flight_1.employee",</i> <i>"store_1.employees",</i> <i>"company_office.Office_locations",</i> <i>"company_1.works_on",</i> <i>"college_1.EMPLOYEE"</i>
QPL [2]: #1 = Scan Table [employee] Output [city , age] ; #2 = Aggregate [#1] GroupBy [city] Output [countstar AS Count_Star , city] ; #3 = Filter [#2] Predicate [Count_Star > 1 AND age < 30] Output [city] ; #4 = Union [#1 , #3] Output [city]	SQL Generation Semantic Deviation	Our EDL: #1. Scan Table: Retrieve all rows from the [employee] table (t1). #2. Reserve rows of #1 where the [age] column is less than 30. #3. Group #2 by the [city] column. #4. Apply Having Clause: Reserve the grouped rows of #3 where the count of rows is greater than 1. #5. Select Column: Select the [city] column from the [t1] table from the result of #4
QPL→SQL: <i>SELECT city FROM employee WHERE city IN (SELECT city FROM (SELECT city, COUNT(*) AS Count_Star FROM employee GROUP BY city HAVING COUNT(*) > 1 AND age < 30) WHERE Count_Star > 1) UNION SELECT city FROM employee WHERE city NOT IN (SELECT city FROM (SELECT city, COUNT(*) AS Count_Star FROM employee GROUP BY city HAVING COUNT(*) > 1 AND age < 30) WHERE Count_Star > 1)</i>		EDL→SQL: <i>SELECT t1.city FROM employee AS t1 WHERE t1.age < 30 GROUP BY t1.city HAVING count(*) > 1</i> 

Figure 1: We illustrate an instance of schema mismatch during the schema retrieval phase and semantic deviation during SQL generation using the SpiderUnion dataset. Specifically, the SQL generation process involves the *employee_hire_evaluation* database schema from Spider, which contains the target table.

a fundamental challenge persists: the semantic mismatch [2, 3, 17] between natural language questions (NLQs) and their corresponding SQL queries, which manifests primarily in two areas—schema mismatch and semantic deviation during SQL generation.

Schema mismatch. In large-scale, real-world databases, models often struggle to identify the correct tables and columns, leading to erroneous query generation. To address this, many recent approaches [17, 19, 24] perform schema retrieval by extracting a task-specific sub-schema before SQL generation. This technique is effective on benchmarks such as Spider [23] and Bird [15], where databases are relatively small (e.g., Spider averages just 5.3 tables and 28.1

* Corresponding Author. Email: liuchuanyi@hit.edu.cn

¹ Equal contribution.

columns per database), allowing the entire schema to be embedded directly into the prompt. However, in practical scenarios, schemas may contain thousands of tables and hundreds of columns—far exceeding the input limits of LLM prompts. Consequently, most studies [11, 16, 25] first retrieve a high-recall subset of the schema to guide SQL generation. Unfortunately, when multiple tables and columns are semantically similar, existing retrieval techniques often fail to isolate the truly relevant elements, leading to retrieval errors. For example in Figure 1, the NLQ is: *"Which cities do more than one employee under age 30 come from?"* The correct schema is the *employee* table in the *employee_hire_evaluation* database. However, due to the presence of numerous table and column names in the database that are semantically similar to keywords such as *"cities"*, *"employee"* and *"age"* from the question, CRUSH [11] ranks other tables as more relevant. As a result, the target table is not included among the top ten retrieved tables; instead, CRUSH returns tables associated with cities and people.

Semantic deviation in SQL generation. Directly mapping a natural language question (NLQ) to an SQL query involves bridging a substantial semantic gap. To mitigate this challenge, many studies [2, 3, 7] introduce intermediate SQL-like representations that are later translated into executable SQL. QPL [2], for instance, enforces strict symbolic, structural, and database-semantic fidelity, which constrains the natural language generation capabilities of LLMs and limits their flexibility—particularly in handling complex operations such as numerical reasoning. As shown in Figure 1, given the NLQ: *"Which cities do more than one employee under age 30 come from?"*, QPL is first generated using a fine-tuned LLM, and then the final SQL query is synthesized from the generated QPL. However, due to the limited ability of QPL to resolve semantic deviation between the NLQ and SQL, an error occurs in the fourth step: an incorrect UNION operation is introduced, deviating from the intended meaning of the question. This leads to erroneous SQL generation in subsequent steps.

To address these challenges, we propose CRED-SQL, a Text-to-SQL framework designed for large-scale databases that tackles both schema mismatch and semantic deviation through Cluster Retrieval and Execution Description. Specifically, CRED-SQL introduces a cluster-based large-scale schema retrieval (CLSR) method to mitigate the impact of semantically similar attributes during schema retrieval. This method clusters tables and columns based on semantic similarity and applies a dynamic attribute-weighting strategy at query time: attributes most relevant to the NLQ are assigned higher weights, while irrelevant yet similar attributes are down-weighted, significantly improving schema selection. For SQL generation, we introduce Execution Description Language (EDL), a natural language representation that describes the intended SQL execution. By reformulating the Text-to-SQL task into two subtasks, Text-to-EDL and EDL-to-SQL, we better leverage the strengths of LLMs in general reasoning while reducing semantic deviation. To support this approach, we construct two new benchmarks by converting the Spider and Bird datasets into EDL descriptions and fine-tune an open-source LLM (Qwen2.5-Coder-32B) for the Text-to-EDL task. This fine-tuning substantially improves the model’s ability to generate accurate EDLs from NLQs, and consequently, SQL queries from EDLs. Extensive experiments conducted on two large-scale, cross-domain datasets—SpiderUnion and BirdUnion—demonstrate that CRED-SQL surpasses existing SOTA baselines, validating its effectiveness and scalability.

The main contributions of this paper are as follows:

1. We propose CRED-SQL, a Text-to-SQL framework for large-

scale databases that addresses both schema mismatch and semantic deviation. CRED-SQL can be seamlessly integrated into existing Text-to-SQL systems employing reflection strategies, without any architectural modifications.

2. We introduce a novel schema retrieval method for large-scale databases based on semantic similarity clustering. This method effectively mitigates the impact of a large number of semantically similar attributes on schema retrieval, improving retrieval accuracy.
3. We design Execution Description Language (EDL), a natural-language-based intermediate representation, and release two corresponding Text-to-EDL benchmarks built from the Spider and Bird datasets. Fine-tuning the open-source Qwen2.5-Coder-32B on these benchmarks yields higher Text-to-EDL accuracy than closed-source model such as GPT-4o.
4. We conduct comprehensive experiments on the two cross-domain datasets, SpiderUnion and BirdUnion, demonstrating that CRED-SQL achieves superior execution accuracy compared to SOTA methods powered by closed-source LLMs. We believe this framework offers a promising direction for advancing real-world Text-to-SQL applications.

2 Related Works

2.1 Schema Retrieval for Large-scale Databases

Existing schema retrieval methods [4, 17, 19, 21] primarily rely on LLMs by encoding the database schema and NLQ into prompts. DIN-SQL [17] enhances this process with a Chain-of-Thought (CoT) [22] prompting strategy, guiding the model through step-by-step reasoning. DAIL-SQL [4] improves performance via semantic similarity-based few-shot prompting. CHESS [19] further introduces a hierarchical retrieval framework using model-generated keywords, LSH indexing, and vector databases to improve precision. These methods perform well on benchmarks such as Spider [23] and Bird [15], but struggle with real-world databases that contain thousands of tables and columns—exceeding LLMs’ context limits.

To address this, CRUSH [11] proposes generating a minimal hallucinated schema via LLM, followed by dense passage retrieval (DPR) to find the most similar actual schema. MURRE [25] enhances retrieval by mitigating issues from irrelevant or domain-mismatched entities through multi-hop DPR and question rewriting. Despite these advances, retrieval remains challenging in databases with many semantically similar attributes. Our method, CRED-SQL, tackles this by clustering attributes based on semantic similarity and down-weighting those in large clusters, which often represent generic or common fields. This reduces semantic interference and improves table retrieval accuracy in complex, real-world environments.

2.2 Text-to-SQL with Intermediate Representations

Intermediate representations (IRs) are used to simplify the conversion from natural language to SQL by capturing the semantics of queries in structured but flexible formats, avoiding SQL’s rigid syntax. SemQL [12], a SQL-like language without the FROM clause, enables querying across autonomous databases. IRNet [7] synthesizes SemQL using a grammar-based model with a tree structure, omitting clauses like GROUP BY and WHERE, and then maps SemQL to SQL using domain knowledge. NatSQL [3] retains core SQL clauses (SELECT, WHERE, ORDER BY) while aligning its syntax with natural language, offering broader SQL compatibility than

SemQL. However, both SemQL and NatSQL have limited support for set operations (e.g., INTERSECT) and nested queries, constraining their applicability to complex SQL tasks. QDMR [26] decomposes complex queries into sequential sub-questions, aligning them with database operations. Though schema-agnostic and easy to annotate, QDMR suffers from error propagation across steps and lacks explicit schema handling. QPL [2] proposes a modular, semantically-driven IR that structures queries as layered sub-plans. It improves user interpretability and performance on datasets like Spider, but its limited syntactic coverage (e.g., no arithmetic operations) and strict structural format hinder LLM compatibility. In contrast, our CRED-SQL introduces Execution Description Language (EDL), a natural language-based IR that explicitly describes the intended SQL execution. By decoupling the Text-to-SQL task into Text-to-EDL and EDL-to-SQL, EDL leverages LLMs’ reasoning strengths while reducing semantic mismatch and enhancing adaptability to complex queries.

3 Method

3.1 Problem Definition

In the Text-to-SQL task, given a set of natural language questions $Q = \{q_1, q_2, \dots, q_{|Q|}\}$ and a large-scale database schema $D = \langle T, C \rangle$ —where $T = \{t_1, t_2, \dots, t_{|T|}\}$ denotes the set of tables and $C = \{c_1, c_2, \dots, c_{|C|}\}$ denotes the set of columns—the goal is to generate a corresponding SQL query s_i for each question q_i using a LLM, $s_i = \mathcal{M}_{NLQ \rightarrow SQL}(D, q_i)$. However, in large-scale databases, the full schema D often exceeds the context window of LLMs. To address this, prior work [11] first retrieves a relevant schema subset d_i from D :

$$d_i = f(D, q_i) \quad (1)$$

$$s_i = \mathcal{M}_{NLQ \rightarrow SQL}(d_i, q_i) \quad (2)$$

Here $f(\cdot)$ denotes the schema retrieval function that selects the most relevant schema d_i for question q_i . While effective to some extent, such two-stage methods still suffer from two major challenges. First, due to schema mismatch caused by semantically similar tables and columns in large database schemas D , the retrieved schema d_i often deviates from the true target, leading to incorrect SQL generation. Second, the semantic gap between the natural language question q_i and the corresponding SQL query s_i can result in misinterpretation of user intent and generation of incorrect SQL.

To address these challenges, we propose CRED-SQL, as illustrated in Figure 2. It comprises two key components:

1. **Cluster-based Large-scale Schema Retrieval (CLSR):** Mitigates schema mismatch by clustering attributes based on semantic similarity and down-weighting common (ambiguous) ones, enabling more accurate schema retrieval.
2. **EDL-based SQL generation:** A natural-language-based intermediate representation that explicitly describes SQL execution logic. By breaking the Text-to-SQL task into two subtasks—NLQ-to-EDL and EDL-to-SQL—we better align the semantic intent of the NLQ with the final SQL.

The CRED-SQL pipeline proceeds as follows:

$$d_i = f_{CLSR}(D, q_i) \quad (3)$$

$$\tilde{e}_i = \mathcal{M}_{NLQ \rightarrow EDL}(d_i, q_i) \quad (4)$$

$$\tilde{s}_i = \mathcal{M}_{EDL \rightarrow SQL}(d_i, q_i, \tilde{e}_i) \quad (5)$$

where f_{CLSR} denotes the cluster-based large-scale schema retrieval method, \tilde{e}_i represents the EDL generated by LLM $\mathcal{M}_{NLQ \rightarrow EDL}$, and \tilde{s}_i denotes the SQL generated by LLM $\mathcal{M}_{EDL \rightarrow SQL}$.

3.2 Cluster-based Large-scale Schema Retrieve

Schema retrieval is critical to the performance of LLM-based Text-to-SQL systems. To improve the identification of target schemas in large-scale databases with many semantically similar tables and columns, we propose CLSR, a cluster-aware schema retrieval framework. CLSR consists of three core components: (1) cluster-based schema indexing, (2) table retrieval, and (3) schema selection.

Cluster-based Schema Indexing. Traditional approaches typically represent a table by concatenating all its attributes into a single text sequence and embedding it as a whole. However, this strategy suffers from several drawbacks: (1) The concatenated representation often lacks linguistic coherence, diverging from natural text patterns. (2) It makes it difficult to distinguish important attributes, which degrades retrieval performance.

To address these issues, we propose separating table information into two parts: table description and column information, and indexing them independently. Specifically, for each table, we encode its description using a pretrained embedding model and store the tuple $\langle \text{embedding}, \text{table name}, \text{table description} \rangle$ in a vector database to form the table index.

Many tables contain attributes with similar semantics, making it difficult to distinguish between them. To mitigate this, we propose a column representation method based on semantic clustering. Each column c_j is embedded as a vector $v_j \in \mathbb{R}^d$, forming the full column vector set: $V = \{v_1, v_2, \dots, v_m\}$. We apply a clustering algorithm (e.g., K-means) to group semantically similar columns into K clusters:

$$\mathcal{G} = \{G_1, G_2, \dots, G_K\} \quad (6)$$

Each cluster G_k is represented by a centroid μ_k , and each column is assigned to the nearest cluster:

$$\text{Cluster}(v_j) = \arg \min_{k \in [1, K]} \|v_j - \mu_k\|^2 \quad (7)$$

The cluster size $|G_k|$ reflects the frequency of similar columns. A larger cluster indicates high semantic redundancy and thus lower discriminative value; conversely, a smaller cluster suggests rarity and higher importance in distinguishing schemas. To handle large-scale schemas efficiently, we adopt a hybrid retrieval-based clustering algorithm (see Appendix A.2 [1]). Given a similarity threshold s_1 and a predefined number of clusters K the algorithm:

1. Vectorizes all schema columns and retrieves the top- N most similar attributes using BM25 algorithm [18].
 2. Assigns the current column to the most frequent cluster among the retrieved candidates, updating cluster sizes dynamically.
- Each column is ultimately represented as:

$\langle \text{embedding}, \text{cluster ID}, \text{cluster size}, \text{name}, \text{description}, \text{table} \rangle$

Table Retrieval. We adopt a two-stage retrieval process. First, a set of candidate tables is retrieved using vector similarity against the table index. Then, we refine the ranking using a similarity scoring function that incorporates adaptive column weights:

$$\text{Score}(T_j) = \sum_{i=1}^n \text{Score}(C_{ij})W_i + \text{Score}_{\text{table}}(T_j) \quad (8)$$

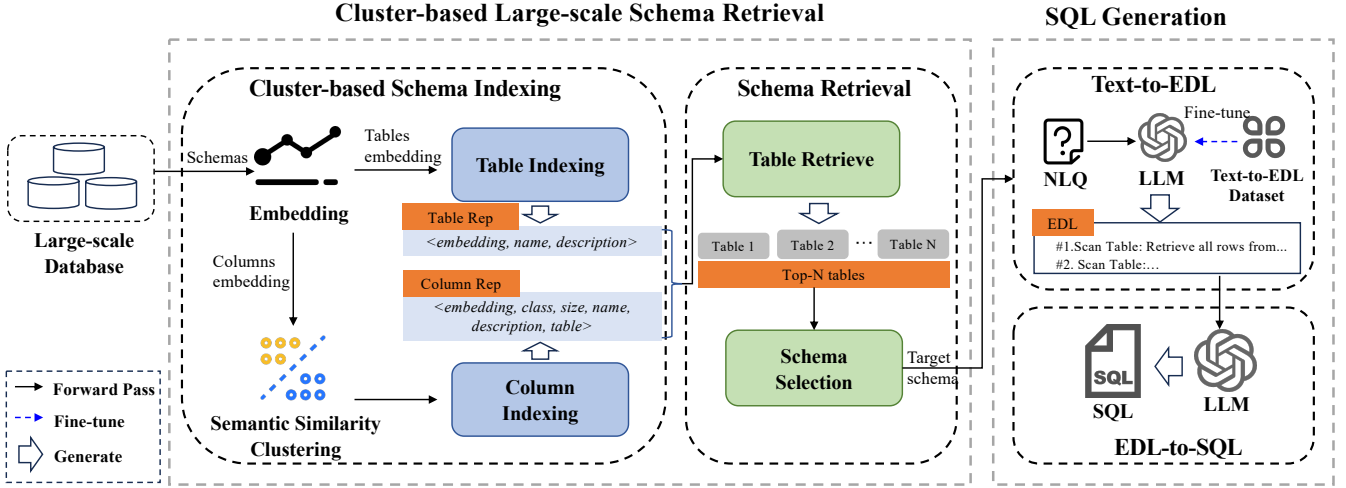


Figure 2: The overview of our CRED-SQL framework, which comprises two modules: (i) Cluster-based Large-scale Schema Retrieval, responsible for selecting relevant tables and columns from a large-scale database, and (ii) EDL-based SQL Generation, which translates the NLQ into an EDL representation and subsequently into executable SQL based on the retrieved schema.

where $Score(C_{ij})$ denotes the similarity score of the i -th column in table T_j , $W_i = \frac{1}{|G_k|_i}$ is the weight based on the column's cluster size, $Score_{table}(T_j)$ is the overall table similarity score from the initial retrieval stage. This formulation ensures that rare, informative attributes contribute more to table ranking, improving the precision of schema retrieval.

Schema Selection. Even after filtering, candidate tables may contain semantically similar attributes that confuse downstream SQL generation. To address this, we apply an LLM-based schema selection strategy that leverages in-context learning to refine both table and column choices. Following the framework of [21], we design a schema selection prompt comprising four components: task description, selection instructions, candidate tables and columns, and few-shot examples. The LLM processes this prompt and outputs a refined subset of relevant tables and columns, then used for EDL generation.

3.3 EDL-based SQL Generation

To mitigate the semantic gap between NLQ and SQL queries during the generation process, we introduce the SQL Execution Description Language (EDL)—an interpretable, structured, and hierarchical representation of query execution plans. To facilitate the training of both the Text-to-EDL and EDL-to-SQL modules, we construct two new datasets: Spider-EDL and Bird-EDL, based on the training and validation sets of the original Spider and Bird benchmarks.

Execution Description Language. Unlike QPL [2], which adopts a SQL-like semi-structured format, EDL provides a more intuitive and human-readable representation of SQL execution plans in natural language. This approach offers two key advantages: (1) It enhances interpretability, especially for complex queries, by presenting execution logic in a step-by-step narrative form; (2) It supports a broader range of numerical operations through natural expressions, improving flexibility in describing analytical tasks. EDL structures each execution plan as a tree, where leaf nodes represent table scan operations and internal nodes represent logical operators such as joins, filtering, selections, and arithmetic computations. An EDL example from the Bird-EDL dataset is demonstrated in figure 3 in Appendix A.4 [1].

To generate EDL representations, we leverage GPT-4o to translate SQL queries into their corresponding EDL forms. To maintain consistency and expressiveness while simplifying the syntax, we define a

standardized set of 16 core operators (see Table 1). To ensure semantic equivalence between the original SQL and the generated EDL, we verify that both produce identical result sets on the same database, validating the accuracy and reliability of the conversion process.

Text-to-EDL. The Text-to-EDL module translates natural language questions into corresponding EDLs. This supervised learning task uses annotated examples where each question is paired with its ground-truth EDL. Each training instance in the Spider-EDL or Bird-EDL dataset is formatted as $\mathcal{X} = (q_i, e_i, s_i, d_i)$, where q_i is the NLQ, e_i is the EDL, s_i is the corresponding SQL query, and d_i is the associated database schema.

The model is trained to minimize the discrepancy between the predicted and gold EDLs:

$$\min_{\mathcal{M}_{NLQ \rightarrow EDL}} \sum_{i=1}^{|\mathcal{X}|} \mathcal{L}_{\mathcal{M}_{NLQ \rightarrow EDL}}(\tilde{e}_i, e_i) \quad (9)$$

where $\mathcal{L}_{\mathcal{M}_{NLQ \rightarrow EDL}}$ is a loss function measuring the divergence between the generated EDL \tilde{e}_i and the ground truth e_i . The model learns to identify and align schema elements such as table names, columns, values, and operations from the question context, benefiting from the structured guidance of EDL.

EDL-to-SQL. The EDL-to-SQL module converts a structured EDL into a valid SQL query. This process is modeled as a structure-to-sequence generation task, where the input is a serialized or tree-structured EDL and the output is a SQL query.

The training objective is defined as:

$$\min_{\mathcal{M}_{EDL \rightarrow SQL}} \sum_{i=1}^{|\mathcal{X}|} \mathcal{L}_{\mathcal{M}_{EDL \rightarrow SQL}}(\tilde{s}_i, s_i) \quad (10)$$

where $\mathcal{L}_{\mathcal{M}_{EDL \rightarrow SQL}}$ measures the difference between the generated query \tilde{s}_i and the reference SQL query s_i . The use of EDL as an intermediate representation constrains and guides the SQL generation process, significantly reducing the risk of producing semantically incorrect or irrelevant queries. This structured intermediate form enhances interpretability and improves generalization, especially for complex query logic.

Table 1: Description of EDL Operators.

Operator	Format
Scan Table	Retrieve all rows from the [table name] table aliased as [alias].
Join	Join the [table name] table aliased as [alias] on the condition that [condition].
Reserve Rows	Reserve rows of [#step_number] where [filter condition].
Subquery	Retrieve all rows from the [table name] table in a subquery and select the [column name] column.
Group By	Group [#step_number] by the [column name] column.
Having Clause	Apply Having Clause: Reserve the grouped rows of [#step_number] where [condition].
Sort	Order [#step_number] by the [column name] column in [order type] order.
Limit	Limit [#step_number] to the top [number] record(s).
Select Column	Select the [column name] column from the [table alias] table in [#step_number].
Set Operation (Union, Intersect, Except)	Apply [set operation] operation: Exclude/Include the results in [query number] from/in the results in [query number].
Arithmetic Calculation	Compute [column name] as the [arithmetic operation] of [column names or values].
Date Calculation	Compute [column name] as the [date operation] of [column names or values].
Case Statement	Compute [column name] as a case statement where [condition], then [result], else [default result].
Substring Extraction	Extract substring from [column name] starting at position [start] for [length] characters as [column name].
Casting	Cast [column name] as [new data type].
Ranking (RANK OVER)	Compute the rank of [column name] ordered by [order column] in [order type] order using the RANK() window function.

4 Experiment

4.1 Datasets

We test on the following two benchmarks that are designed by [11], because of the absence of any pre-existing large-schema benchmark.

SpiderUnion: This benchmark is based on Spider [23], a widely recognized Text-to-SQL benchmark. In the original Spider dataset, each question q_i is mapped to one of 166 database schemas. To create a more challenging scenario that simulates a large-scale schema environment, SpiderUnion combines all 166 databases into a single unified database by prefixing each table name with its corresponding database name. The resulting schema is substantially larger, consisting of 4502 columns distributed across 876 tables. For the evaluation in this paper, we use 1034 questions drawn from the Spider development set. Unlike the original Spider setup, where each question q_i is linked to a specific database identifier from the set of 166 databases, our approach does not assume that the question is associated with any particular database ID. This setup presents a more generalized challenge for Text-to-SQL models, requiring them to handle a larger, more complex schema without prior knowledge of the relevant database context.

BirdUnion: Following a similar approach to SpiderUnion, Bir-

dUnion is constructed from Bird [15]. The development set contains 11 databases, each encompassing an average of approximately 6.82 tables and 10.64 columns. To create a unified schema, each table name is prefixed with its corresponding database name. This unified schema comprises 798 columns across 75 tables. In this paper, we evaluate the method using 1534 questions sourced from the Bird development set.

4.2 Metrics

For the Text-to-SQL task, we adopt the execution accuracy (EX) metric to ensure a fair comparison, following the approach of a prior study [19]. Execution accuracy measures the performance by comparing the execution results of the generated SQL statement with those of the ground truth SQL query after execution.

For schema retrieval within a large database schema, we use the *Recall* metric, as proposed in a previous study [11]. *Recall* is calculated for a selected schema set $R(q)$ and is defined as $\frac{|R(g)|}{|R(g) \cap R(q)|}$, where $R(g) \subset \mathcal{D}$ represents the gold retrieval set. To maintain fairness in subsequent experiments, we measure recall based solely on table names. This is because existing Text-to-SQL solutions typically select columns for SQL query generation after the relevant tables have been retrieved.

4.3 Models and Baselines

We evaluate the generalizability of our approach using one close-source LLM **GPT-4o** [9] and six open-source code LLMs ranging from 6.7B to 34B. These include **CodeLlama-7B/13B/34B** [20], **Deepseek-Coder-6.7B/33B** [6], and **Qwen2.5-Coder-32B** [8]. During training, we used a learning rate of $5e^{-5}$ and performed two epochs of LoRA fine-tuning.

To perform a comprehensive end-to-end Text-to-SQL evaluation, we first employ the state-of-the-art schema retrieval method **CRUSH** [11] to identify relevant tables from large-scale databases based on the input natural language questions. For the subsequent SQL generation stage, we evaluate our framework using three top-performing models from the Spider and Bird leaderboards: **DIN-SQL** [17], **MAC-SQL** [21], and **DAIL-SQL** [4]. Additionally, we include **QPL** [2] as a baseline for intermediate SQL-like representation methods.

4.4 Overall Comparison

In this subsection, we evaluate the performance of existing SOTA methods against our proposed CRED-SQL framework for end-to-end Text-to-SQL tasks in large-scale database scenarios. To ensure a fair comparison under complex schema settings, we first use CRUSH to retrieve the top-10 most relevant tables from each database schema. Subsequently, various Text-to-SQL approaches are applied to generate the final SQL queries based on these retrieved tables. To further explore the effectiveness of different intermediate representations, we divide the SQL generation module into two stages: NLQ→QPL→SQL and NLQ→EDL→SQL, respectively. For the SpiderUnion dataset, we retain the few-shot examples selected by each method (e.g., DIN-SQL, MAC-SQL, DAIL-SQL), replacing their original SQL with either QPL from the Spider-QPL dataset or EDL from the Spider-EDL dataset, before generating SQL using the respective frameworks. Due to the absence of a publicly available Bird-QPL dataset, we manually construct QPL examples for the BirdUnion dataset using GPT-4o to generate initial outputs based

Table 2: Performance of different solutions on the dev set of SpiderUnion and BirdUnion dataset (EX, %)

Method	Model	SpiderUnion					BirdUnion			
		easy	medium	hard	extra	ALL	easy	moderate	challenging	ALL
NLQ→SQL										
CRUSH	GPT-4o	63.7	57.2	46.6	28.3	52.3	58.38	42.24	33.79	51.17
CRUSH	Qwen2.5-Coder-32B	64.1	56.3	42.0	30.1	51.5	53.73	37.72	34.48	47.07
CRUSH + DIN-SQL	GPT-4o	63.3	57.8	31.0	13.3	47.5	56.11	41.94	33.33	49.67
CRUSH + MAC-SQL	GPT-4o	61.3	61.0	46.0	31.9	53.9	56.43	41.94	30.56	49.61
CRUSH + DAIL-SQL	GPT-4o	64.9	55.6	40.2	24.1	50.2	56.22	39.44	37.93	49.41
NLQ→QPL→SQL										
CRUSH+QPL	GPT-4o	63.3	56.1	43.1	32.5	51.8	54.59	32.97	25.52	45.31
CRUSH+QPL	Qwen2.5-Coder-32B	58.5	53.1	39.7	29.5	48.4	49.73	31.68	28.28	42.24
CRUSH + DIN-SQL +QPL	GPT-4o	60.5	62.8	45.4	43.4	56.2	56.65	40.65	31.25	49.41
CRUSH + MAC-SQL +QPL	GPT-4o	60.5	60.5	40.2	28.9	52.0	52.65	35.13	26.21	44.85
CRUSH + DAIL-SQL +QPL	GPT-4o	62.5	52.7	41.4	27.7	49.1	–	–	–	–
Close-source LLM NLQ→EDL→SQL (Ours)										
CRED-SQL	GPT-4o	75.8	72.0	65.5	54.8	69.1	64.65	48.49	48.97	58.28
CRED-SQL + DIN-SQL	GPT-4o	73.0	73.5	63.8	54.2	68.7	67.35	51.29	49.66	60.82
CRED-SQL + MAC-SQL	GPT-4o	73.4	73.1	64.9	52.4	68.5	67.89	55.17	46.90	62.06
CRED-SQL + DAIL-SQL	GPT-4o	74.2	74.0	63.8	47.6	68.1	62.27	45.26	43.45	55.35
Open-source LLM NLQ→EDL→SQL (Ours)										
CRED-SQL	DeepSeek-Coder-6.7B	80.6	72.2	57.5	38.6	66.3	56.00	36.85	28.97	47.65
CRED-SQL	DeepSeek-Coder-33B	76.2	72.0	54.6	41.0	65.1	58.92	38.79	29.66	50.07
CRED-SQL	CodeLlama-7b	76.2	65.0	56.3	39.8	62.2	52.65	33.62	22.07	44.00
CRED-SQL	CodeLlama-13b	78.2	69.7	53.4	38.6	64.0	56.22	37.28	28.97	47.91
CRED-SQL	CodeLlama-34b	77.8	69.3	62.1	43.4	66.0	57.41	39.22	27.59	49.09
CRED-SQL	Qwen2.5-Coder-32B	80.6	77.6	65.5	59.6	73.4	63.46	47.20	37.93	56.13
CRED-SQL + DIN-SQL	Qwen2.5-Coder-32B	77.8	77.6	65.5	60.8	72.9	63.46	52.16	43.45	58.15
CRED-SQL + MAC-SQL	Qwen2.5-Coder-32B	77.8	77.1	66.7	60.2	72.8	66.81	59.91	47.59	62.91
CRED-SQL + DAIL-SQL	Qwen2.5-Coder-32B	77.4	76.9	64.4	62.7	72.6	57.73	44.4	42.76	52.28

on published QPL rules, followed by human verification and refinement for a small number of few-shot samples. However, as DAIL-SQL requires full QPL annotations from the training set to build its retrieval-augmented few-shot pool, we are unable to conduct the NLQ→QPL→SQL experiments with DAIL-SQL on BirdUnion.

As shown in Table 2, our proposed CRED-SQL significantly outperforms all baseline methods on both the SpiderUnion and BirdUnion datasets. Specifically, CRED-SQL achieves 73.4% execution accuracy (EX) on SpiderUnion using Qwen2.5-Coder-32B, and 62.91% EX on BirdUnion when combined with CLSR and MAC-SQL using the same model. A notable performance gap exists between our approach and schema-retrieval-based methods such as CRUSH. For instance, CRUSH achieves an EX score approximately 21.9 percentage points lower than CRED-SQL on SpiderUnion using Qwen2.5-Coder-32B. Similarly, on BirdUnion, CRUSH underperforms CRED-SQL by 12.45 percentage points EX when used with MAC-SQL and GPT-4o. We attribute this to CRUSH’s vulnerability to semantic interference during schema retrieval, where semantically similar column and table names lead to incorrect schema selection.

Furthermore, our experiments reveal that symbolic intermediate representations like QPL provide limited benefit for SQL generation with LLM. Across different frameworks (DIN-SQL, MAC-SQL, DAIL-SQL) and LLMs, the NLQ→QPL→SQL pipeline performs comparably to or slightly worse than direct NLQ→SQL generation. This can be attributed to QPL’s strict adherence to symbolic and structural fidelity, which constrains the natural language generation capabilities of LLMs. In contrast, EDL—the natural-language-based intermediate representation—demonstrates greater utility in assisting LLMs to better understand the semantics of the Text-to-SQL task, thereby improving SQL generation accuracy.

These findings validate the effectiveness of CRED-SQL in handling complex, real-world databases through structured component optimization, especially in managing schema complexity. Our framework exhibits strong scalability across different LLMs, achieving over 62% ALL-scores on the SpiderUnion dataset with various back-

bones. Notably, the open-source Qwen2.5-Coder-32B model outperforms the closed-source GPT-4o in multiple settings, achieving 4.3% higher EX on SpiderUnion and 0.85% better performance on BirdUnion when paired with the MAC-SQL baseline. This suggests that with proper architectural design and component optimization, open-source models can rival or even surpass proprietary models in complex reasoning tasks such as Text-to-SQL.

4.5 Effect of CLSR

Table 3 presents the table retrieval performance of our method compared to CRUSH on the GPT-4o and Qwen2.5-Coder-32B, measuring recall across the top 1 to 15 retrieved tables. Across nearly all settings, our approach—**CRED-SQL (CLSR)**—consistently outperforms the current state-of-the-art, **CRUSH**. Notably, CRED-SQL (CLSR) achieves convergence at a recall of 3, indicating that the target table is highly likely to appear within the top three retrieved candidates. In contrast, CRUSH shows a more gradual improvement, requiring a larger number of retrieved tables to reliably include the

Table 3: Table recalls on SpiderUnion Dev and BirdUnion Dev

(a) Table recalls on SpiderUnion Dev						
Model	Method	Number of recall tables				
		@1	@3	@5	@10	@15
GPT-4o	CRUSH	0.0851	0.3056	0.4758	0.6954	0.8308
	CLSR	0.4023	0.7707	0.8095	0.8259	0.8259
Qwen2.5-Coder-32B	CRUSH	0.1296	0.3182	0.4487	0.7166	0.8356
	CLSR	0.4197	0.8124	0.8540	0.8762	0.8762
(b) Table recalls on BirdUnion Dev						
Model	Method	Number of recall tables				
		@1	@3	@5	@10	@15
GPT-4o	CRUSH	0.0932	0.3207	0.5228	0.7621	0.8598
	CLSR	0.1714	0.7125	0.8514	0.9785	0.9863
Qwen2.5-Coder-32B	CRUSH	0.0769	0.2705	0.4159	0.6571	0.8233
	CLSR	0.1688	0.7093	0.8468	0.9713	0.9791

correct one. This trend suggests that CRUSH’s performance is adversely affected by the presence of numerous semantically similar tables. By contrast, CRED-SQL (CLSR) effectively reduces such interference through its cluster-based schema representation, resulting in more precise table retrieval.

4.6 Effect of Execute Description Language(EDL)

To assess the effectiveness of our EDL-based SQL generation framework, we conduct experiments on the Spider development set using three generation pipelines: (1) NLQ→SQL, (2) NLQ→QPL→SQL, and (3) NLQ→EDL→SQL. Since there is no Bird-QPL dataset, this evaluation is limited to Spider. We first integrate QPL and EDL as intermediate representations into three baselines—DIN-SQL, MAC-SQL, and DAIL-SQL—by replacing their SQL generation modules, and compare execution accuracy (EX) across the three pipelines. Additionally, we assess performance using LLMs of varying sizes to evaluate the generalizability of each approach. To isolate the impact of schema retrieval, we also conduct experiments using gold schemas directly extracted from the gold SQL, ensuring a controlled evaluation of SQL generation quality.

Table 4 summarizes the results. Across all models and settings, the NLQ→EDL→SQL pipeline consistently outperforms NLQ→QPL→SQL, and in most cases also surpasses the direct NLQ→SQL approach. These results demonstrate that our EDL design not only enhances the interpretability of the generation process but also improves execution accuracy by providing a more structured and semantically rich intermediate representation.

Table 4: EX results of NLQ→SQL, NLQ→QPL→SQL and NLQ→EDL→SQL on the Spider dev dataset (%)

Method & Model	NLQ →SQL	NLQ→QPL →SQL	NLQ→EDL →SQL
Origin database schema			
DIN-SQL+GPT-4o	78.1	77.9	83.3
DIN-SQL+Qwen2.5-Coder-32B	81.6	79.5	81.4
MAC-SQL+GPT-4o	81.2	82.5	83.1
MAC-SQL+Qwen2.5-Coder-32B	78.4	78.0	80.9
DAIL-SQL+GPT-4o	84.4	76.1	83.2
DAIL-SQL+Qwen2.5-Coder-32B	80.2	74.9	83.4
GPT-4o	81.8	83.3	83.5
Qwen2.5-Coder-32B	82.5	70.3	82.9
DeepSeek-Coder-6.7B	73.8	70.0	75.7
DeepSeek-Coder-33B	75.0	73.6	75.8
CodeLlama-7b	62.5	67.7	72.2
CodeLlama-13b	71.4	73.0	74.4
CodeLlama-34b	71.5	74.5	76.4
Gold database schema			
GPT-4o	83.0	84.0	84.2
Qwen2.5-Coder-32B	80.9	75.9	82.7
DeepSeek-Coder-6.7B	79.5	73.7	79.7
DeepSeek-Coder-33B	78.4	75.0	80.9
CodeLlama-7b	68.6	72.1	79.4
CodeLlama-13b	73.1	77.0	79.0
CodeLlama-34b	78.9	78.4	81.3

Table 5 presents the performance of GPT-4o and fine-tuned LLMs in converting EDL to SQL. For GPT-4o, we adopt a few-shot prompting approach using selected examples from the Spider-EDL training set. In contrast, other LLMs are fine-tuned directly on the same training data. All models are then evaluated on the Spider validation set using gold EDL as input. The results show that all models achieve execution accuracy (EX) above 98.4%, confirming the strong semantic

alignment between EDL and SQL and the reliability of EDL as an intermediate representation.

Table 5: Results of EDL-to-SQL on the Spider dev dataset

Model	EX(%)
GPT-4o	99.5
Qwen2.5-Coder-32B	99.3
DeepSeek-Coder-6.7B	99.0
DeepSeek-Coder-33B	98.4
CodeLlama-7b	98.8
CodeLlama-13b	98.7
CodeLlama-34b	98.9

4.7 Ablation Study

Table 6 presents the ablation results on the SpiderUnion development sets. Notably, due to the large number of database schemas, removing the CLSR component makes the experiment nearly infeasible. Therefore, in the ablation setting without CLSR, we use CRUSH as a substitute for schema retrieval. The results show that CLSR yields a substantial performance improvement—23.2% in execution accuracy (EX) on the SpiderUnion development set. We also evaluated the impact of removing the EDL module. On the SpiderUnion development set, using EDL improved performance by 0.9 percentage points EX compared to direct SQL generation.

Table 6: Ablation Study on SpiderUnion Dev (EX, %)

Pipeline	Easy	Medium	Hard	Extra	All
CRED-SQL	80.6	77.6	65.5	59.6	73.4
w/o CLSR (CRUSH+NLQ→EDL→SQL)	61.3	55.2	40.2	30.7	50.2
w/o EDL (CLSR+NLQ→SQL)	81.9	76.5	63.8	57.2	72.5

5 Limitations and Future Works

All open-source LLMs mentioned in this paper were trained on NVIDIA A800 GPUs, and the version of close-source LLM, GPT-4o is gpt-4o-2024-08-06, whose input price is \$2.5 per 1M tokens and the output price is \$10 per 1M tokens.

There are several limitations and areas for potential improvement in our current work. Due to our division of the Text-to-SQL process into two stages, Text-to-EDL and EDL-to-SQL, while the accuracy of SQL generation has improved, the response time for generating SQL has also increased. As illustrated in table 7 in Appendix A.1 [1], under the same model, the total duration of each NLQ→EDL→SQL on average is approximately three times that of NLQ→SQL. Future research could focus on fine-tuning the LLM specifically for schema selection to enhance the precision in selecting the most relevant tables and columns.

6 Conclusion

In this paper, we propose CRED-SQL, a novel framework that addresses two key challenges in Text-to-SQL systems for large-scale databases: schema mismatch and semantic deviation during SQL generation. By integrating Cluster-based Large-scale Schema Retrieval (CLSR) and Execution Description Language (EDL), CRED-SQL effectively bridges the semantic gap between natural language questions (NLQs) and SQL queries, offering a scalable and accurate solution for real-world applications.

Acknowledgements

This study is supported by the National Key Research and Development Program of China under Grant 2023YFB3106504, Guangdong Provincial Key Laboratory of Novel Security Intelligence Technologies under Grant 2022B1212010005, the China Postdoctoral Science Foundation under Grant Number 2024M751555, the Major Key Project of PCL under Grant PCL2024A04, Shenzhen Science and Technology Program under Grant ZDSYS20210623091809029 and RCBS20221008093131089, the project of Guangdong Power Grid Co., Ltd. under Grant 037800KC23090005 and GD-KJXM20231042.

References

- [1] S. Duan, Z. Wang, C. Liu, Z. Zhu, Y. Zhang, P. Han, L. Yan, and Z. Penge. Cred-sql: Enhancing real-world large scale database text-to-sql parsing through cluster retrieval and execution description, 2025. URL <https://arxiv.org/abs/2508.12769>.
- [2] B. Eyal, M. Mahabi, O. Haroche, A. Bachar, and M. Elhadad. Semantic decomposition of question and sql for text-to-sql parsing. In *The 2023 Conference on Empirical Methods in Natural Language Processing*.
- [3] Y. Gan, X. Chen, J. Xie, M. Purver, J. R. Woodward, J. Drake, and Q. Zhang. Natural sql: Making sql easier to infer from natural language specifications. *arXiv preprint arXiv:2109.05153*, 2021.
- [4] D. Gao, H. Wang, Y. Li, X. Sun, Y. Qian, B. Ding, and J. Zhou. Text-to-sql empowered by large language models: A benchmark evaluation. *Proceedings of the VLDB Endowment*, 17(5):1132–1145, 2024.
- [5] Z. Gu, J. Fan, N. Tang, L. Cao, B. Jia, S. Madden, and X. Du. Few-shot text-to-sql translation using structure and content prompt learning. *Proceedings of the ACM on Management of Data*, 1(2):1–28, 2023.
- [6] D. Guo, Q. Zhu, D. Yang, Z. Xie, K. Dong, W. Zhang, G. Chen, X. Bi, Y. Wu, Y. Li, et al. Deepseek-coder: When the large language model meets programming—the rise of code intelligence. *arXiv preprint arXiv:2401.14196*, 2024.
- [7] J. Guo, Z. Zhan, Y. Gao, Y. Xiao, J.-G. Lou, T. Liu, and D. Zhang. Towards complex text-to-sql in cross-domain database with intermediate representation. In *Proceedings of the 57th Annual Meeting of the Association for Computational Linguistics*, pages 4524–4535, 2019.
- [8] B. Hui, J. Yang, Z. Cui, J. Yang, D. Liu, L. Zhang, T. Liu, J. Zhang, B. Yu, K. Dang, et al. Qwen2. 5-coder technical report. *arXiv preprint arXiv:2409.12186*, 2024.
- [9] A. Hurst, A. Lerer, A. P. Goucher, A. Perelman, A. Ramesh, A. Clark, A. Ostrow, A. Welihinda, A. Hayes, A. Radford, et al. Gpt-4o system card. *arXiv preprint arXiv:2410.21276*, 2024.
- [10] G. Katsogiannis-Meimarakis and G. Koutrika. A survey on deep learning approaches for text-to-sql. *The VLDB Journal*, 32(4):905–936, 2023.
- [11] M. Kothiyari, D. Dhingra, S. Sarawagi, and S. Chakrabarti. Crush4sql: Collective retrieval using schema hallucination for text2sql. In *Proceedings of the 2023 Conference on Empirical Methods in Natural Language Processing*, pages 14054–14066, 2023.
- [12] J.-O. Lee and D.-K. Baik. Semsql: a semantic query language for multi-database systems. In *Proceedings of the eighth international conference on Information and knowledge management*, pages 259–266, 1999.
- [13] H. Li, J. Zhang, C. Li, and H. Chen. Resdsql: Decoupling schema linking and skeleton parsing for text-to-sql. In *Proceedings of the AAAI Conference on Artificial Intelligence*, volume 37, pages 13067–13075, 2023.
- [14] H. Li, J. Zhang, H. Liu, J. Fan, X. Zhang, J. Zhu, R. Wei, H. Pan, C. Li, and H. Chen. Codes: Towards building open-source language models for text-to-sql. *Proceedings of the ACM on Management of Data*, 2(3):1–28, 2024.
- [15] J. Li, B. Hui, G. Qu, J. Yang, B. Li, B. Li, B. Wang, B. Qin, R. Geng, N. Huo, et al. Can llm already serve as a database interface? a big bench for large-scale database grounded text-to-sqls. *Advances in Neural Information Processing Systems*, 36, 2024.
- [16] N. Muennighoff. Sgpt: Gpt sentence embeddings for semantic search. *arXiv preprint arXiv:2202.08904*, 2022.
- [17] M. Pourreza and D. Rafiei. Din-sql: Decomposed in-context learning of text-to-sql with self-correction. *Advances in Neural Information Processing Systems*, 36, 2024.
- [18] S. Robertson, H. Zaragoza, et al. The probabilistic relevance framework: Bm25 and beyond. *Foundations and Trends® in Information Retrieval*, 3(4):333–389, 2009.
- [19] S. Talaei, M. Pourreza, Y.-C. Chang, A. Mirhoseini, and A. Saberi. Chess: Contextual harnessing for efficient sql synthesis. *arXiv preprint arXiv:2405.16755*, 2024.
- [20] H. Touvron, T. Lavril, G. Izacard, X. Martinet, M.-A. Lachaux, T. Lacroix, B. Rozière, N. Goyal, E. Hambro, F. Azhar, et al. Llama: Open and efficient foundation language models. *arXiv preprint arXiv:2302.13971*, 2023.
- [21] B. Wang, C. Ren, J. Yang, X. Liang, J. Bai, Q.-W. Zhang, Z. Yan, and Z. Li. Mac-sql: Multi-agent collaboration for text-to-sql. *arXiv preprint arXiv:2312.11242*, 2023.
- [22] J. Wei, X. Wang, D. Schuurmans, M. Bosma, F. Xia, E. Chi, Q. V. Le, D. Zhou, et al. Chain-of-thought prompting elicits reasoning in large language models. *Advances in neural information processing systems*, 35:24824–24837, 2022.
- [23] T. Yu, R. Zhang, K. Yang, M. Yasunaga, D. Wang, Z. Li, J. Ma, I. Li, C. Yao, S. Roman, et al. Spider: A large-scale human-labeled dataset for complex and cross-domain semantic parsing and text-to-sql task. In *Proceedings of the 2018 Conference on Empirical Methods in Natural Language Processing*, 2018.
- [24] C. Zhang, Y. Mao, Y. Fan, Y. Mi, Y. Gao, L. Chen, D. Lou, and J. Lin. Finsql: Model-agnostic llms-based text-to-sql framework for financial analysis. In *Companion of the 2024 International Conference on Management of Data*, pages 93–105, 2024.
- [25] X. Zhang, D. Wang, L. Dou, Q. Zhu, and W. Che. Multi-hop table retrieval for open-domain text-to-sql. *arXiv preprint arXiv:2402.10666*, 2024.
- [26] Y. Zhang, H. Liu, J. Lv, X. Xiao, J. Zhu, X. Liu, J. Su, X. Li, Q. Wu, F. Wang, et al. Qdmr: a quantitative method for identification of differentially methylated regions by entropy. *Nucleic acids research*, 39(9):e58–e58, 2011.

A Appendix

A.1 Limitations and Future Works

All open-source LLMs mentioned in this paper were trained on NVIDIA A800 GPUs with 80GB RAM, and the version of close-source LLM, GPT-4o is gpt-4o-2024-08-06, which input price is \$2.5 per 1M tokens and the output price is \$10 per 1M tokens. Due to our division of the Text-to-SQL process into two stages—text-to-EDL and EDL-to-SQL—while the accuracy of SQL generation has improved, the response time for generating SQL has increased, as illustrated in the table 7.

Table 7: Average Response Time for different LLMs between NLQ→SQL and NLQ→EDL→SQL on the Spider dev dataset (sec-ond per SQL)

Method & Model	NLQ →SQL	NLQ→EDL →SQL
GPT-4o	1.2934	3.1357
Qwen2.5-Coder-32B	4.1712	14.4428
DeepSeek-Coder-6.7B	1.9216	5.3816
DeepSeek-Coder-33B	4.9588	14.0471
CodeLlama-7b	2.2794	8.5319
CodeLlama-13b	7.3956	18.8289
CodeLlama-34b	5.2355	18.1131

There are several limitations and areas for potential improvement in our current work. First, during the schema selection process, we rely solely on the general reasoning capabilities of the LLM without applying any fine-tuning specific to this task. Future research could focus on fine-tuning the LLM specifically for schema selection to enhance the precision in selecting the most relevant tables and columns. Second, our approach involves manually constructing a Text-to-EDL dataset for fine-tuning the LLM to enhance the generation of Execute Description Language (EDL). While this method has proven effective, it is time-consuming because of two-stage SQL generation and it is also limited by the scope of manually curated data. Future research could explore more automated or semi-automated approaches for dataset construction, incorporating active learning techniques or leveraging data augmentation strategies to create larger and more diverse datasets.

A.2 Semantic Similarity Clustering Algorithm

To efficiently cluster columns within large-scale database schemas, we introduce a hybrid retrieval-based clustering algorithm in CRSL. The main procedures, as outlined in Algorithm 1, are as follows:

1. All columns in the database schema are vectorized, and the top N attributes most relevant to the current attribute are retrieved using the BM25 algorithm [18].
2. A subset of attributes is selected based on a pre-set threshold. The current attribute is then classified into the cluster with the highest frequency within this set, and the cluster size is updated accordingly.

A.3 More Results

A.3.1 More results of CLSR on BirdUnion dev dataset

Table 8 presents table recall results on BirdUnion Dev with different similarity thresholds. As shown in Algorithm 1 in the appendix A.2, to prevent the impact of an inappropriate preset number of clusters on the results, the number of clusters in our algorithm is determined

Algorithm 1 Semantic Similarity Clustering Algorithm

Require: the similarity threshold s_1 , number of clusters n_c

Ensure: List of each column’s unique identifier, vector, its cluster, and cluster size

```

1: column_vectors ← Vectorize(columns)
2: current_max_cat ← 0
3: visited_vector ← []
4: for each (uuid, v) in column_vectors do
5:   if len(visited_vector) == 0 then
6:     visited_vector.append({
7:       'uuid' : uuid,
8:       'vector' : v,
9:       'cluster_categories' : 0,
10:      'cluster_size' : 1
11:    })
12:   else
13:     filtered_results ← []
14:     cluster_categories_list ← [0] *  $n_c$ 
15:     for each vd in visited_vector do
16:       similarity ← ComputeSimilarity(v, vd['vector'])
17:       if similarity >  $s_1$  then
18:         filtered_results.append(vd)
19:         Update the count of categories for vd
20:       end if
21:     end for
22:     if len(filtered_results) == 0 then
23:       current_max_cat += 1
24:       visited_vector.append({
25:         'uuid' : uuid,
26:         'vector' : v,
27:         'cluster_categories' : current_max_cat,
28:         'cluster_size' : 1
29:       })
30:     else
31:       m ← maximum index in cluster_categories_list
32:       for each item in visited_vector do
33:         if item['cluster_categories'] ==
34:           max_cluster_cat then
35:           item['cluster_size'] += 1
36:           clu_size ← item['cluster_size']
37:         end if
38:       end for
39:       visited_vector.append({
40:         'uuid' : uuid,
41:         'vector' : v,
42:         'cluster_categories' : m,
43:         'cluster_size' : c_s
44:       })
45:     end if
46:   end if
47: return visited_vector

```

by a similarity threshold. Specifically, when the similarity between an attribute and existing clusters falls below a certain threshold, a new cluster is created; otherwise, the attribute is assigned to the most similar cluster. This approach only requires setting a very low initial number of clusters (e.g., $K=1$), with the number of clusters updated dynamically during computation. The results in table 8 show that as the threshold increases from 0.4 to 0.8, the number of clusters (K)

remains consistently at 620, and the recall on tables remains nearly unchanged. This demonstrates the robustness of our method and its insensitivity to the number of clusters.

Table 8: Table recalls on BirdUnion Dev with different similarity thresholds

Similarity threshold	K	Number of recall tables				
		@1	@3	@5	@10	@15
0.8	620	0.1467	0.7080	0.8520	0.9772	0.9876
0.7	620	0.1558	0.7080	0.8533	0.9765	0.9870
0.6	620	0.1578	0.7093	0.8520	0.9798	0.9863
0.5	620	0.1610	0.7268	0.8585	0.9759	0.9857
0.4	620	0.1688	0.7093	0.8468	0.9713	0.9791

A.3.2 Few-shot results on origin schema Spider dev dataset

Table 9 presents results of different LLMs on the Spider development set using three generation pipelines: (1) NLQ→SQL, (2) NLQ→QPL→SQL, and (3) NLQ→EDL→SQL. Unlike table 4, here we adopt the few-shot approach for LLM instead of fine-tuning. The results show that across nearly all models and settings, the NLQ→EDL→SQL pipeline consistently outperforms NLQ→QPL→SQL, and in GPT-4o also surpasses the direct NLQ→SQL approach. Among other models, NLQ→EDL→SQL is inferior to NLQ→SQL. This is because LLMs with smaller sizes have insufficient learning ability from few-shot examples compared to fine-tune.

Table 9: EX results of few-shot NLQ→EDL→SQL, NLQ→QPL→SQL and NLQ→SQL on the origin schema Spider dev dataset (%)

Model	NLQ→SQL	NLQ→QPL→SQL	NLQ→EDL→SQL
GPT-4o	81.8	83.3	83.5
Qwen2.5-Coder-32B	83.8	78.5	82.8
DeepSeek-Coder-6.7B	70.3	59.9	63.4
DeepSeek-Coder-33B	75.2	68.5	63.2
CodeLlama-7b	54.6	29.4	36.4
CodeLlama-13b	57.8	43.9	45.2
CodeLlama-34b	70.9	28.7	58.7

A.3.3 Other results on Bird dev dataset

As a supplement, we also conduct experiments on the Bird development set using three generation pipelines: (1) NLQ→SQL, (2) NLQ→QPL→SQL, and (3) NLQ→EDL→SQL. Since there is no Bird-QPL dataset, we only generated more than ten QPLs required for DIN-SQL, MAC-SQL and few-shot LLMs using GPT-4o based on the rules of QPL and some Spider-QPLs as few-shots, and manually checked and modified them. DAIL-SQL method cannot apply QPL because there is no bird-QPL training set as the retrieval data set.

We first integrate QPL and EDL as intermediate representations into three baselines—DIN-SQL, MAC-SQL, and DAIL-SQL—by replacing their SQL generation modules, and compare execution accuracy (EX) across the three pipelines. Additionally, we assess performance using few-shot LLMs of varying sizes to evaluate the generalizability of each approach. As shown in table 10, across all baselines with GPT-4o and Qwen2.5-Coder-32B, the NLQ→EDL→SQL pipeline consistently outperforms NLQ→QPL→SQL, and also surpasses the direct NLQ→SQL approach. Across nearly all few-shot LLMs, the NLQ→EDL→SQL pipeline consistently outperforms NLQ→QPL→SQL, but is inferior to NLQ→SQL. This is because LLMs with smaller sizes have insufficient learning ability from few-shot examples compared to fine-tune.

Table 10: EX results of NLQ→SQL, NLQ→QPL→SQL and NLQ→EDL→SQL on the Bird dev dataset (%)

Method & Model	NLQ→SQL	NLQ→QPL→SQL	NLQ→EDL→SQL
DIN-SQL+GPT-4o	60.23	57.17	61.86
DIN-SQL+Qwen2.5-Coder-32B	58.15	54.30	59.58
MAC-SQL+GPT-4o	60.76	60.56	63.04
MAC-SQL+Qwen2.5-Coder-32B	61.80	62.78	64.47
DAIL-SQL+GPT-4o	54.74	–	56.32
DAIL-SQL+Qwen2.5-Coder-32B	48.17	–	53.72
GPT-4o	62.06	56.58	59.32
Qwen2.5-Coder-32B	56.91	55.15	58.34
DeepSeek-Coder-6.7B	36.64	30.96	32.86
DeepSeek-Coder-33B	44.46	42.63	38.92
CodeLlama-7b	23.53	12.39	15.45
CodeLlama-13b	26.86	17.47	20.34
CodeLlama-34b	33.38	24.97	28.49

Table 11 presents the NLQ→EDL→SQL and NLQ→SQL performance of fine-tuned LLMs on the Bird dev dataset. To isolate the impact of schema retrieval, we also conduct experiments using gold schemas directly extracted from the gold SQL, ensuring a controlled evaluation of SQL generation quality. Results show that when the size of LLM parameters is small, such as DeepSeek-Coder-6.7B and CodeLlama-7B, EDL is more helpful for SQL generation, but its performance on LLMs with a larger number of parameters does not exceed the performance of NLQ→SQL. This is because SQL queries in the Bird dataset are usually more complex than those in the Spider dataset, and evidence is introduced to illustrate complex queries, which pose a greater challenge for LLMs to generate correct EDLs.

Table 11: EX results of NLQ→SQL and NLQ→EDL→SQL with different fine-tuned LLMs on the Bird dev dataset (%)

Method & Model	NLQ→SQL	NLQ→EDL→SQL
Origin database schema		
Qwen2.5-Coder-32B	58.41	53.19
DeepSeek-Coder-6.7B	36.11	48.70
DeepSeek-Coder-33B	51.89	48.31
CodeLlama-7b	37.48	42.57
CodeLlama-13b	43.61	45.05
CodeLlama-34b	48.50	48.17
Gold database schema		
Qwen2.5-Coder-32B	64.60	61.02
DeepSeek-Coder-6.7B	47.72	52.15
DeepSeek-Coder-33B	57.30	55.22
CodeLlama-7b	47.39	49.61
CodeLlama-13b	53.06	51.50
CodeLlama-34b	55.28	52.09

Table 12: Gold EDL to SQL results on Bird dev Dataset

Model	EX (%)
GPT-4o	96.61
Qwen2.5-Coder-32B	93.55
DeepSeek-Coder-6.7B	92.18
DeepSeek-Coder-33B	91.26
CodeLlama-7b	89.37
CodeLlama-13b	91.07
CodeLlama-34b	91.66

Table 12 presents that although the EX results of the LLMs from gold EDL to SQL are around 90% or above, it does not reach the 99% EX in Spider dataset in table 5. Therefore, future research could explore more automated or semi-automated approaches for dataset construction, incorporating leveraging data augmentation strategies to create larger and more diverse datasets to improve the quality of

EDL on Bird dataset, thereby enhancing the accuracy of SQL generation.

A.4 Case Study

Figure 3 illustrates an example from the Bird-EDL dataset comprising eight steps and five unique operators, including two *Scan Table* steps, followed by a *Join*, *Reserve Rows*, and three *Select Column* operations. The final step involves an *Arithmetic Calculation* operator applied to previously selected columns. This hierarchical structure effectively captures both data flow and logical sequence of operations.

Question:

What is the total donation amount for the project 'Engaging Young Readers with a Leveled Classroom Library'?

Evidence:

'Engaging Young Readers with a Leveled Classroom Library' is the title; total donation amount = Add(donation_to_project, donation_optional_support)

Gold SQL:

```
SELECT SUM(T2.donation_to_project) +SUM(T2.donation_optional_support)
FROM essays AS T1 INNER JOIN donations AS T2 ON T1.projectid = T2.projectid
WHERE T1.title LIKE 'Engaging Young Readers with a Leveled Classroom Library'
```

Gold EDL:

- #1. *Scan Table*: Retrieve all rows from the [essays] table aliased as T1.
- #2. *Scan Table*: Retrieve all rows from the [donations] table aliased as T2.
- #3. *Join*: Inner Join the [donations] table aliased as T2 on the condition that T1.projectid equals T2.projectid.
- #4. *Reserve Rows*: Reserve rows of #3 where T1.title is like 'Engaging Young Readers with a Leveled Classroom Library'
- #5. *Select Column*: Select the sum of the [donation_to_project] column from the [T2] table in the result of #4.
- #6. *Select Column*: Select the sum of the [donation_optional_support] column from the [T2] table in the result of #4.
- #7. *Arithmetic Calculation*: Compute [total_donation] as the sum of the [donation_to_project] column and the [donation_optional_support] column from the result of #5 and #6.
- #8. *Select Column*: Select the [total_donation] column from the result of #7.

Figure 3: Example EDL on the Bird-EDL dataset.

We conduct the case analysis of the results from the Qwen2.5-Coder-32B on the SpiderUnion dataset, as shown in table 13. Example 1 presents a case analysis for the schema mismatch error. The NLQ is: "Find the number of cities in each district whose population is greater than the average population of cities?" The correct schema is the `city` table in `world_1` database. However, due to the presence of numerous table and column names in the database that are semantically similar to keywords such as "district", "population" from the question, CRUSH with Qwen2.5-Coder-32B ranks other tables as more relevant and the target table is not included among the top ten retrieved tables. This led to the subsequent error of NLQ→EDL→SQL, which selected the wrong table `district` and columns (`Headquartered_City`, `District_name`, `Regional_Population`).

Example 2 presents a case analysis for semantic deviation in SQL generation, the NLQ is: "Find the major and age of students who do not have a cat pet." The correct schema is the `Student`, `Has_Pet` and `Pets` tables in the `pets_1` database. In this example, we first conduct schema retrieval using our CRED-SQL (CLSR), and the result shows that three target tables are included in the top three retrieved candidates. During the SQL generation stage, the SQL query is directly generated from NLQ and the retrieved schema by Qwen2.5-Coder-32B exists semantic deviation. In this SQL statement, the `EXCEPT` difference is based on the (major, age) combination. If multiple students share the same (major, age), then as long as one of them owns a cat, that (major, age) group will be excluded. This may result in multiple students being either excluded

or retained, which differs from the actual intended behavior of NLQ. While EDL corrected this semantic deviation using `NOT IN` instead, as shown in CRED-SQL result. This SQL query generated from EDL uses `StuID` as the unique identifier to exclude specific students and make the query results conform to the NLQ search intention.

Table 13: Case Analysis of Qwen2.5-Coder-32B on SpiderUnion Dev

Example 1: Schema mismatch error

Find the number of cities in each district whose population is greater than the average population of cities?

Gold database: world_1

Gold SQL: SELECT count(*) , District FROM city WHERE Population > (SELECT avg(Population) FROM city) GROUP BY District

CRUSH schema retrieval result:

"city_record.city",
"county_public_safety.county_public_safety",
"farm.city",
"geo.city",
"store_product.district",
"company_office.buildings",
"geo.state",
"debate.people",
"city_record.temperature",
"world_1.country"

CLSR schema retrieval result:

"world_1.city",
"world_1.sqlite_sequence",
"world_1.country",
"world_1.countrylanguage"

CRUSH+NLQ→EDL→SQL result

```
SELECT count(*) , T1.Headquartered_City FROM dis
trict AS T1 JOIN city AS T2 ON T1.District_name
= T2.city WHERE T2.Regional_Population > (SELECT
avg(regional_population) FROM city) GROUP BY
T1.Headquartered_City
```

CRED-SQL result

```
SELECT count(*) , District FROM city AS T1 WHERE
Population > (SELECT avg(Population) FROM city)
GROUP BY District
```

Example 2: Semantic deviation in SQL generation.

Find the major and age of students who do not have a cat pet.

Gold database: pets_1

Gold SQL: SELECT major , age FROM student WHERE stuID NOT IN (SELECT T1.stuID FROM student AS T1 JOIN has_pet AS T2 ON T1.stuID = T2.stuID JOIN pets AS T3 ON T3.petid = T2.petid WHERE T3.pettype = 'cat')

CLSR schema retrieval result:

"pets_1.Student",
"pets_1.Has_Pet",
"pets_1.Pets"

CLSR+NLQ→SQL result

```
SELECT major, age FROM Student EXCEPT SELECT
T1.major, T1.age FROM Student AS T1 JOIN Has_Pet
AS T2 ON T1.StuID = T2.StuID JOIN Pets AS T3 ON
T2.PetID = T3.PetID WHERE T3.PetType = "cat"
```

CRED-SQL result

Generated EDL:

- #1. *Scan Table*: Retrieve all rows from the [Student] table.
- #2. *Subquery*: Retrieve all rows from the [Has_Pet] table aliased as T1.
- #3. *Join*: Join the [Pets] table aliased as T2 on the condition that T1.PetID equals T2.PetID.
- #4. *Reserve rows* of #3 where the [PetType] in table T2 is 'cat'.
- #5. *Select* the [StuID] column from the [T1] table from the result of #4.
- #6. *Reserve rows* of #1 where [StuID] is not in the result of #5.
- #7. *Select* the [major] and [age] columns from the [Student] table from the result of #6.

Generated SQL:

```
SELECT major, age FROM Student WHERE StuID NOT
IN (SELECT T1.StuID FROM Has_Pet AS T1 JOIN Pets
AS T2 ON T1.PetID = T2.PetID WHERE PetType =
'cat')
```