

DHG-BENCH: A COMPREHENSIVE BENCHMARK ON DEEP HYPERGRAPH LEARNING

Fan Li¹, Xiaoyang Wang¹, Wenjie Zhang¹, Ying Zhang², Xuemin Lin³,

¹The University of New South Wales ²Zhejiang Gongshang University ³Shanghai Jiaotong University
 {fan.li8, xiaoyang.wang1, wenjie.zhang}@unsw.edu.au
 ying.zhang@zjgsu.edu.cn, xuemin.lin@sjtu.edu.cn

ABSTRACT

Although conventional deep graph models have achieved great success in relational learning, their focus on pairwise relationships limits their capacity to learn pervasive higher-order interactions in real-world complex systems, which can be naturally modeled as hypergraphs. To tackle this, hypergraph neural networks (HNNs), the dominant approach in deep hypergraph learning (DHGL), has garnered substantial attention in recent years. Despite the proposal of numerous HNN methods, there is no comprehensive benchmark for HNNs, which creates a great obstacle to understanding the progress of DHGL in several aspects: (i) insufficient coverage of datasets, algorithms, and tasks; (ii) a narrow evaluation of algorithm performance; and (iii) inconsistent dataset usage, preprocessing, and experimental setups that hinder comparability. To fill the gap, we introduce DHG-Bench, the first comprehensive benchmark for DHGL. Specifically, DHG-Bench integrates 20 diverse datasets spanning node-, edge-, and graph-level tasks, along with 16 state-of-the-art HNN algorithms, under consistent data processing and experimental protocols. Our benchmark systematically investigates the characteristics of HNNs in terms of four dimensions: effectiveness, efficiency, robustness, and fairness. Further, to facilitate reproducible research, we have developed an easy-to-use library for training and evaluating different HNN methods. Extensive experiments conducted with DHG-Bench reveal both the strengths and inherent limitations of existing algorithms, offering valuable insights and directions for future research. The code is publicly available at: <https://github.com/Coco-Hut/DHG-Bench>.

1 INTRODUCTION

Graphs are powerful tools for capturing structural and relational properties in various domains, such as social networks (Fan et al., 2019), e-commerce networks (Liu et al., 2021), and financial networks (Li et al., 2024b). Graph Neural Networks (GNNs) have emerged as the dominant approach for learning such data, owing to their strong ability to capture informative topological representations. However, many real-world systems involve multi-way or group-wise interactions beyond the pairwise connections of graphs. For instance, multiple authors co-write a paper in co-authorship networks (Yang et al., 2022), and groups of proteins interact collectively in biological systems (Kim et al., 2024b). These higher-order interactions are naturally modeled by hypergraphs, where each hyperedge connects an arbitrary number of nodes. Directly modeling such higher-order relations has shown improvements across various machine learning tasks compared to graph-based models (Benson et al., 2016; Li & Milenkovic, 2017; Srinivasan et al., 2021; Wang et al., 2023b). This motivates the generalization of GNNs to hypergraphs.

Building on this need, deep hypergraph learning (DHGL) has been developed for learning higher-order knowledge, with hypergraph neural networks (HNNs) emerging as its principal methodology and attracting considerable research interest in recent years. These methods target using neural functions to transform given nodes, hyperedges, and their features into vector representations (i.e., embeddings) that effectively preserve higher-order information. HNNs have shown state-of-the-art performance in industrial and scientific applications, including product recommendation (Ji et al., 2020), 3D object detection (Gao et al., 2012), disease prediction (Gao et al., 2015), and more (Tian et al., 2009; Xu et al., 2018; Zhao et al., 2023).

Despite the emerging studies of HNN algorithms, there lacks a comprehensive and unified benchmark. HyFER (Hwang et al., 2021) is a modular, easy-to-use framework that supports efficient implementation and fair evaluation of HNNs across diverse datasets, models, and tasks. THU-DH (Gao et al., 2022) is an open-source PyTorch-based toolbox designed for general HNNs. It supports various hypergraph pre-processing methods (e.g., sampling, expansion) and convolution operators, facilitating the evaluation of HNNs. However, existing DHGL benchmarks still suffer from several limitations: (i) The scope of the datasets, algorithms, and benchmark tasks considered in existing studies remains insufficiently comprehensive. For example, HyFER integrates only three HNN methods, while THU-DH supports only approaches published before 2022, thereby excluding many recent state-of-the-art methods. Moreover, the employed datasets are predominantly node-level homophilic hypergraphs, overlooking both heterophilic hypergraphs and those designed for hypergraph-level tasks. This narrow coverage restricts the evaluation of model generalizability across diverse structural patterns. (ii) Algorithm evaluation in existing studies is largely limited to the effectiveness dimension, offering an incomplete picture of model performance and characteristics. Beyond effectiveness, investigating the efficiency and complexity of the algorithm is imperative, yet often overlooked in the literature. Moreover, the trustworthiness of algorithms, particularly their robustness and fairness, remains under-explored despite being crucial for determining their suitability in industrial applications. (iii) The use of different benchmark datasets, data processing approaches, and experimental setups (e.g., parameter settings, initialization procedures) hinders reproducibility and fair comparison across studies. Hence, there is an urgent necessity within the community to develop a standardized and comprehensive benchmark for DHGL.

To bridge this gap, we introduce DHG-Bench, which serves the first open-sourced and comprehensive benchmark for HNNs. First, DHG-Bench implements a wide range of HNN algorithms through unified APIs, while also adopting consistent data processing and data splitting approaches for fair comparisons. Our benchmark encompasses 16 state-of-the-art HNN algorithms and 20 diverse hypergraph datasets covering node-level, edge-level, and graph-level tasks. Moreover, we systematically investigate the characteristics of HNNs in terms of four dimensions: **effectiveness**, **efficiency**, **robustness**, and **fairness**. Based on these four dimensions, we conduct an extensive comparative study of existing HNN algorithms in different scenarios. For effectiveness, DHG-Bench offers a fair and comprehensive comparison of HNN algorithms on node- and edge-level tasks involving both homophilic and heterophilic hypergraphs. It is also the first benchmark to incorporate the hypergraph-level classification task into evaluation, enabling a more complete assessment of model capabilities across different task levels. For efficiency, DHG-Bench empirically evaluates the efficiency of representative HNNs in terms of both time and space complexity. For robustness, DHG-Bench evaluates HNN models under perturbations at three levels: hypergraph structure, node features, and supervision signals. For fairness, DHG-Bench evaluates the demographic fairness of existing HNNs through a fair node classification task, revealing their performance disparities across different sensitive groups.

Through extensive experiments, we have the following key insights: (1) HNN models show substantial performance variability across different datasets and tasks, and recent approaches have yet to demonstrate consistently better generalization across them. (2) While most HNN methods struggle to strike a satisfactory balance among predictive performance, efficiency, and scalability, TFHNN, by decoupling message passing from model training, achieves the most favorable trade-off. (3) HNN algorithms are susceptible to data perturbations from different aspects, particularly from supervision signals. (4) Although HNNs achieve improved predictive performance, they suffer from significant fairness issues. Our main contributions are summarized as follows:

- DHG-Bench enables a fair and unified comparison among 16 state-of-the-art HNN algorithms and 20 diverse hypergraph datasets covering node-level, edge-level, and graph-level tasks. To the best of our knowledge, this is the first comprehensive benchmark for deep hypergraph learning.
- We conduct a systematic analysis of HNN methods from various dimensions, including effectiveness, efficiency, robustness, and fairness. Through extensive experiments, we reveal both the strengths and limitations of existing algorithms, offering valuable insights to inform and inspire future research in this field.
- We release DHG-Bench, an easy-to-use open-source benchmark library to support future DHGL research. Besides, with our toolkit, users can readily evaluate their algorithms or datasets with less effort.

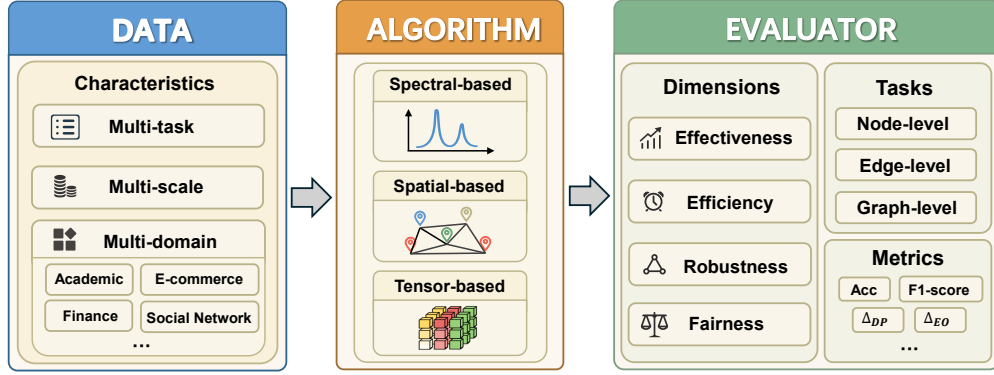


Figure 1: The DHG-Bench architecture with three core modules: Data, Algorithm, and Evaluator.

2 PRELIMINARY

In this section, we first introduce the notations used throughout the paper, and then give the concepts of three benchmark tasks spanning node-, hyperedge-, and hypergraph-level prediction.

Notations. Let $\mathcal{H}(\mathcal{V}, \mathcal{E})$ represent a hypergraph with vertex set $\mathcal{V} = \{v_i\}_{i=1}^{|\mathcal{V}|}$ and hyperedge set $\mathcal{E} = \{e_j\}_{j=1}^{|\mathcal{E}|}$. $\mathbf{X} \in \mathbb{R}^{|\mathcal{V}| \times F}$ denotes the F dimensional node feature matrix. As each hyperedge $e \in \mathcal{E}$ is a subset of \mathcal{V} , we denote $|e|$ as the size of e .

Node Classification. Given the labeled node set $\mathcal{V}_L \subset \mathcal{V}$ and their labels $\mathbf{Y}_L \in \mathbb{R}^C$, where each node v_i is associated with a label y_i belonging to one of C classes. Semi-supervised node classification aims to train a node classifier $f_\theta : \mathcal{V} \mapsto \mathbb{R}^C$ to predict labels \mathbf{Y}_U of the remaining nodes $\mathcal{V}_U = \mathcal{V} \setminus \mathcal{V}_L$.

Hyperedge Prediction. Given a hypergraph $\mathcal{H}(\mathcal{V}, \mathcal{E})$, we denote $\mathcal{E}' \subset 2^\mathcal{V} \setminus \mathcal{E}$ as the **target set** which typically consists of (a) unobserved hyperedges or (b) new hyperedges that will arrive in the near future. Each element in $2^\mathcal{V} \setminus \mathcal{E}$ is referred to as a **hyperedge candidate**, denoted by c , as it may belong to \mathcal{E}' . Hyperedge prediction aims to train a hyperedge classifier $f'_\theta : \mathcal{E}' \mapsto \{0, 1\}$ to predict whether candidate c belongs to the target set \mathcal{E}' or not.

Hypergraph Classification. Let \mathbf{H} as the hypergraph set. Given the labeled hypergraph set \mathbf{H}_L and their labels $\mathbf{Y}_L \in \mathbb{R}^C$, where each hypergraph \mathcal{H}_i is assigned a label y_i . Semi-supervised hypergraph classification task aims to train a hypergraph classifier $f''_\theta : \mathcal{H} \mapsto \mathbb{R}^C$ to predict labels \mathbf{Y}_U of the unlabeled hypergraphs $\mathbf{H}_U = \mathbf{H} \setminus \mathbf{H}_L$.

3 BENCHMARK DESIGN

In this section, we introduce the DHG-Bench in terms of datasets (Section 3.1), algorithms (Section 3.2), and research questions (Section 3.3) that guide the benchmark design. The overview of DHG-Bench is illustrated in Figure 1.

3.1 BENCHMARK DATASETS

To comprehensively and effectively evaluate the characteristics of various HNN algorithms, we have integrated **20** real-world datasets from various domains for node-level, hyperedge-level, and hypergraph-level tasks. We briefly introduce each category in this section and provide detailed descriptions in Appendix A.1.

Node-level Classification Datasets. For the most prominent task in hypergraph learning, node classification, we utilize **11** hypergraph datasets spanning diverse domains and exhibiting varying characteristics. As summarized in Table A1 in Appendix A, the benchmark includes 6 homophilic

datasets: 2 co-citation networks (Cora, Pubmed (Yadati et al., 2019)), 2 co-authorship networks (Cora-CA, DBLP (Yadati et al., 2019)), and 2 large-scale benchmarks (Walmart (Chien et al., 2022), and Trivago (Kim et al., 2023)) that model co-purchasing, and co-click interactions, respectively. In addition, we incorporate 5 heterophilic datasets that capture multi-way relationships among entities in various contexts, including two information networks (Actor (Li et al., 2025) and Yelp (Chien et al., 2022)), an e-commerce network (Amazon-ratings (Li et al., 2025)), and two social networks (Twitch-gamers, Pokec (Li et al., 2025)). To further investigate potential fairness concerns in existing HNN algorithms, we include three fairness-sensitive datasets (German, Bail, and Credit (Wei et al., 2022)), which contain sensitive node attributes such as gender, race, and age. Detailed statistics of these datasets are presented in Table A2. In line with previous studies (Feng et al., 2019; Chien et al., 2022; Wang et al., 2023a; Tang et al., 2025), we adopt a 50%/25%/25% split for training, validation, and testing in the node classification task.

Hyperedge-level Prediction Datasets. For the hypergraph prediction task, we consider 4 widely used real-world datasets: two co-citation networks (Cora, Pubmed) and two co-authorship networks (Cora-CA, DBLP-CA), as adopted in prior studies (Hwang et al., 2022; Ko et al., 2025). To support a more comprehensive evaluation, we further include two heterophilic datasets, Actor and Pokec, characterized by low hyperedge homophily (Li et al., 2025). Following the protocol in (Hwang et al., 2022; Ko et al., 2025; Yu et al., 2025), we randomly split the hyperedges (i.e., positive samples) into training (60%), validation (20%), and test (20%) sets, repeated over five random seeds. To rigorously assess the performance of various HNNs, we construct four different validation and test sets, each of which has different negative examples with various degrees of difficulty. Specifically, for each validation and test set, we sample an equal number of negative examples as the positive ones. Following [1], we adopt a mixed negative sampling (NS) strategy that incorporates three widely adopted heuristic NS methods: sized NS (SNS), motif NS (MNS), and clique NS (CNS) (Patil et al., 2020), thereby increasing the diversity of negative samples.

Hypergraph-level Classification Datasets. For the hypergraph classification task, We consider 6 benchmark datasets introduced in a recent study (Feng et al., 2024), as summarized in Table A3. RHG-10 is a synthetic datasets which encompass ten distinct hypergraph structure factors (e.g., Hyper Flower and Hyper Pyramid). RHG-3 is a synthetic dataset consisting of randomly generated hypergraphs with three distinctively various hypergraph structures: hyper-pyramid, hyper-check-table, and hyper-wheel. IMDB-Dir-Form and IMDB-Dir-Genre are two datasets constructed by the co-director relationship from the original IMDB dataset ¹. Steam-Player is a player-based dataset, where each hypergraph captures tag co-occurrence relationships among games played by a user. Twitter-Friend is a social media dataset, where each hypergraph represents the friendship network of a specific Twitter user. For hypergraph classification, we adopt a 80%/10%/10% train/validation/test data split.

3.2 BENCHMARK ALGORITHMS

We have integrated 16 representative and competitive HNN algorithms in DHG-Bench. They are divided into three technique categories: Spectral-based HNN, Spatial-based HNN, and Tensor-based HNN. We briefly introduce each category in the following, and more details are provided in Appendix A.2.

Spectral-based HNN Algorithms. Spectral-based HNN methods are a class of algorithms that leverage the spectral theory of hypergraph Laplacians to perform message propagation and feature transformation. These models operate in the spectral domain, where convolution operations are defined based on the eigendecomposition of a hypergraph Laplacian matrix derived from the adjacency matrix of the hypergraph (Saxena et al., 2024; Wang et al., 2024a). We integrate 10 representative spectral-based algorithms including HGNN (Feng et al., 2019), HyperGCN (Yadati et al., 2019), HCHA (Bai et al., 2021), LEGCN (Yang et al., 2022), HyperND (Prokopchik et al., 2022), PhenomNN (Wang et al., 2023b), SheafHyperGNN (Duta et al., 2023), HJRL (Yan et al., 2024), DPHGNN (Saxena et al., 2024), and TF-HNN (Tang et al., 2025).

Spatial-based HNN Algorithms. In contrast to spectral-based method, spatial-based methods focus on the local connectivity of each node without going to the spectral domain (Wang et al., 2024a). They

¹<https://www.imdb.com/>

commonly apply a two-stage neighborhood aggregation scheme to learn hypergraph representations, which entails updating the hyperedge embedding by aggregating embeddings of its incident nodes, and updating the node representation by propagating information from representations of its incident hyperedges (Gao et al., 2022; Wang et al., 2024a). We consider 4 spatial-based algorithms including HNN (Dong et al., 2020), UniGNN (Huang & Yang, 2021), AllSetTransformer (Chien et al., 2022), and ED-HNN (Wang et al., 2023a). Since multiple UniGNN variants exist (e.g., UniGAT, UniGIN, UniGCNII), we report only the results of the most competitive variant, UniGCNII, for simplicity. We also note that our open-source library supports the implementations of other variants.

Tensor-based HNN Algorithms. These methods leverage tensor operations that provide a structured and effective means of capturing the complexity of hypergraph interactions (Wang et al., 2024b; 2025). In our DHG-Bench, we integrate two representative tensor-based algorithms: EHNN (Kim et al., 2022), and T-HyperGNN (Wang et al., 2024a).

3.3 RESEARCH QUESTIONS

We systematically design the DHG-Bench to comprehensively evaluate the existing HNN algorithms and inspire future research. In particular, we aim to investigate the following research questiones.

RQ1: How effective are the existing HNN algorithms on different benchmark tasks?

Motivation and Experiment Design. Previous research on HNNs has been hindered by inconsistent data preprocessing, varying hyperparameter settings, and limited benchmark tasks, making it difficult to fairly and comprehensively evaluate the performance of different methods. Given the standardized experimental environment provided by DHG-Bench, our first research question is to revisit the effectiveness of existing HNN algorithms. By addressing this question, we aim to gain a deeper understanding of their strengths and limitations, and to identify directions for potential improvement. To this end, we evaluate the performance of HNN methods on 17 widely used hypergraph datasets across three representative tasks: node classification, hyperedge prediction, and hypergraph classification. Detailed experimental settings are provided in Appendix B, and evaluation results are presented in Section 4.1.

RQ2: How efficient are these HNN algorithms in terms of time and space?

Motivation and Experiment Design. As existing HNN algorithms often rely on the construction of various hypergraph Laplacians or adopt a two-stage message passing scheme during training, they can naturally introduce additional computational and memory overhead compared to standard message passing GNNs. However, the efficiency and scalability of HNN methods have been largely overlooked in prior work, despite being critical for understanding the trade-off between computational cost and task performance. A thorough evaluation of these aspects is essential for assessing the practical suitability of each method for real-time and large-scale deployment. To answer this question, we evaluate the efficiency of each HNN method in terms of both time and space. Specifically, we record the total training time required to reach the best validation performance, as well as the peak GPU memory usage during training. The evaluation results are in Sec 4.2.

RQ3: How robust are the HNN algorithms under various forms of data perturbation?

Motivation and Experiment Design. Robustness evaluation is crucial for assessing the reliability of HNN algorithms under real-world conditions, especially in high-stakes domains such as healthcare and finance. Ideally, a robust HNN should maintain stable performance when exposed to various data perturbations (e.g., random noise and adversarial attacks). Such evaluation not only reveals potential vulnerabilities in existing methods but also guides the development of more resilient HNN models. To answer this research question, we conduct a systematic robustness evaluation from three perspectives: structure-level robustness, feature-level robustness, and supervision-level robustness. For structure robustness, we randomly perturb the hypergraph by adding or removing a proportion of node–hyperedge incidence connections. For feature robustness, we apply two types of random perturbations: (1) masking a certain proportion of node features, and (2) injecting Gaussian noise based on the dimensionality of node features. Furthermore, we assess the resilience of HNN algorithms to two types of supervision-level perturbations: (1) varying the sparsity of the supervision signal by randomly masking a proportion of training labels, and (2) introducing label noise by

Table 1: Evaluation results of node classification: mean accuracy (%) \pm standard deviation. For each dataset, the top and runner-up performances are indicated by boldface and underlined formatting, respectively.

Method	Cora	Pubmed	Cora-CA	DBLP-CA	Yelp	Warmart	Trivago	Actor	Ratings	Gamers	Pokec
HGNN	77.90 \pm 1.17	86.17 \pm 0.52	82.84 \pm 0.46	91.00 \pm 0.27	33.71 \pm 0.24	77.12 \pm 0.12	57.67 \pm 1.61	77.83 \pm 0.37	28.05 \pm 0.28	52.38 \pm 0.56	57.87 \pm 0.76
HyperGCN	78.38 \pm 1.63	87.42 \pm 0.42	81.65 \pm 1.58	89.51 \pm 0.18	29.29 \pm 0.55	68.75 \pm 0.56	42.39 \pm 1.25	81.82 \pm 0.39	27.34 \pm 0.72	51.32 \pm 0.72	57.51 \pm 0.54
HCHA	77.84 \pm 1.23	86.33 \pm 0.54	83.01 \pm 0.58	91.18 \pm 0.30	33.13 \pm 0.23	77.66 \pm 0.18	52.50 \pm 3.43	78.30 \pm 0.47	28.33 \pm 0.34	52.35 \pm 0.71	58.19 \pm 0.45
LEGCN	74.36 \pm 1.03	87.52 \pm 0.50	74.59 \pm 1.04	85.16 \pm 0.14	OOM	62.98 \pm 0.09	33.45 \pm 1.45	85.34 \pm 0.45	28.21 \pm 0.50	51.31 \pm 0.65	59.66\pm0.63
HyperND	79.23 \pm 0.63	86.73 \pm 0.56	83.19 \pm 0.71	91.34 \pm 0.19	OOM	75.10 \pm 0.54	<u>87.19\pm1.89</u>	83.19 \pm 0.92	28.32 \pm 0.38	<u>52.39\pm0.60</u>	57.65 \pm 1.08
PhenomNN	78.97 \pm 1.41	87.81 \pm 0.12	84.05 \pm 1.05	91.83\pm0.25	OOM	OOM	OOM	83.14 \pm 0.49	28.49 \pm 0.41	51.80 \pm 0.73	58.43 \pm 0.92
SheafHyperGNN	79.03 \pm 0.90	87.10 \pm 0.47	<u>84.08\pm0.50</u>	91.09 \pm 0.31	OOM	OOM	OOM	85.00 \pm 0.32	28.35 \pm 0.57	52.07 \pm 0.53	59.06 \pm 0.37
HJRL	78.67 \pm 1.47	87.98\pm0.49	83.72 \pm 0.74	OOM	OOM	OOM	OOM	71.54 \pm 0.64	26.90 \pm 0.55	51.62 \pm 0.61	57.57 \pm 0.47
DPHGNN	76.40 \pm 1.36	86.72 \pm 0.33	82.13 \pm 1.13	OOM	OOM	OOM	OOM	83.65 \pm 0.59	28.57 \pm 1.07	52.36 \pm 0.59	58.20 \pm 0.58
TF-HNN	79.47\pm1.31	<u>87.90\pm0.37</u>	84.19\pm0.89	91.38 \pm 0.24	35.16\pm0.54	77.04 \pm 0.12	90.79\pm0.79	<u>85.96\pm0.41</u>	<u>28.56\pm0.68</u>	52.34 \pm 0.53	<u>59.17\pm0.52</u>
HNHN	75.24 \pm 1.38	85.66 \pm 1.28	76.51 \pm 1.34	85.84 \pm 0.07	25.86 \pm 0.63	65.21 \pm 0.28	53.75 \pm 1.43	81.20 \pm 0.36	27.29 \pm 0.70	51.12 \pm 0.65	58.55 \pm 0.93
UniGNN	79.41 \pm 1.24	87.57 \pm 0.54	83.49 \pm 1.58	91.71 \pm 0.20	31.09 \pm 0.61	76.26 \pm 0.58	36.15 \pm 0.56	84.61 \pm 0.46	28.39 \pm 0.64	52.50\pm0.57	58.56 \pm 0.73
AllSetTransformer	78.02 \pm 1.43	87.79 \pm 0.30	82.95 \pm 0.62	91.51 \pm 0.22	33.18 \pm 0.88	78.61\pm0.13	59.92 \pm 4.02	85.66 \pm 0.41	27.32 \pm 1.11	51.74 \pm 0.75	58.55 \pm 0.56
ED-HNN	78.58 \pm 0.52	87.65 \pm 0.23	82.98 \pm 0.93	91.55 \pm 0.19	<u>34.84\pm0.93</u>	77.90 \pm 0.21	75.99 \pm 2.60	85.77 \pm 0.46	28.38 \pm 0.31	50.54 \pm 0.23	58.68 \pm 0.40
EHNN	76.51 \pm 1.52	87.12 \pm 0.31	81.68 \pm 0.81	90.47 \pm 0.43	34.09 \pm 3.19	<u>77.95\pm0.14</u>	OOM	86.21\pm0.49	28.95\pm0.81	52.14 \pm 0.76	58.23 \pm 1.07
T-HyperGNN	74.20 \pm 1.37	86.28 \pm 0.62	75.01 \pm 1.44	85.44 \pm 0.14	OOM	73.48 \pm 0.33	OOM	85.32 \pm 0.48	24.63 \pm 1.22	51.82 \pm 0.38	58.82 \pm 0.49

randomly assigning incorrect labels to a subset of the training samples. The evaluation results are shown in Sec 4.3.

RQ4: To what extent do existing HNN algorithms induce unfairness across demographic groups?

Motivation and Experiment Design. Fairness has recently emerged as a critical concern in graph machine learning (GML) (Dong et al., 2023). Prior studies have shown that representations learned by GNNs can result in biased predictions, often favoring certain demographic groups defined by sensitive attributes (e.g., gender, race) (Ling et al., 2023; Zhu et al., 2024; Yang et al., 2024). Such bias hinders the deployment of GML models in high-stakes applications such as crime prediction (Suresh & Guttag, 2019) and credit evaluation (Yeh & Lien, 2009). Despite its importance, fairness in deep hypergraph learning has received little attention. To the best of our knowledge, this work presents the first benchmark evaluation of fairness in this context, which is crucial for developing ethically sound and reliable HNN models. To answer this question, we conduct node classification on three fairness-sensitive datasets (German, Bail, and Credit (Wei et al., 2022)), each of which contains demographic-sensitive attributes. We assess the fairness of various HNN methods using two widely adopted group fairness metrics: demographic parity (Δ_{DP}) (Dwork et al., 2012), and equalized odds (Δ_{EO}) (Hardt et al., 2016). Please refer to Appendix A.1 and Appendix B.2 for detailed informatoin about the datasets and metrics, respectively. The fairness evaluation results are reported in Sec 4.4.

4 EXPERIMENT RESULTS AND ANALYSIS

4.1 EFFECTIVENESS EVALUATION (RQ1)

To investigate the progress and effective ranges of existing HNN methods, we compare their performance across benchmark tasks at the node, edge, and graph levels.

4.1.1 Effectiveness on node classification task. We conduct node classification experiments on 11 datasets spanning both homophilic and heterophilic hypergraphs of varying scales. As shown in Table 1, we have the following key observations: (1) **TFHNN consistently ranks among the top-performing methods across diverse datasets** Specifically, it achieves the best or second-best results on 8 out of 11 datasets and delivers prediction accuracy comparable to the top-performing models on the remaining three. These results demonstrate the effectiveness and robustness of its training-free message-passing module and decoupled architecture in the node classification task. (2) **Existing HNN methods generally achieve lower node classification performance on heterophilic datasets than on homophilic ones.** For instance, on four homophilic academic networks, all methods consistently achieve accuracies above 74%, whereas on the heterophilic Yelp and Ratings datasets, the highest accuracy is below 36%. The results indicate that heterophilic patterns can impair the quality of hypergraph representation learning. (3) **Most existing HNN algorithms either face scalability issues or experience significant accuracy degradation on large-scale datasets.** On the Trivago dataset, for example, six methods encounter OOM errors, and eight of the remaining ten achieve

Table 2: Evaluation results of hyperedge prediction.

Method	Cora		PubMed		Cora-CA		DBLP-CA		Actor		Pokec	
	AUROC	AP	AUROC	AP	AUROC	AP	AUROC	AP	AUROC	AP	AUROC	AP
HGNN	73.70 \pm 1.19	71.73 \pm 1.57	66.08 \pm 9.84	63.67 \pm 9.02	89.16 \pm 1.11	89.85 \pm 0.82	75.44 \pm 3.01	73.96 \pm 4.91	72.42\pm1.96	68.79\pm1.83	86.09 \pm 0.92	84.32 \pm 0.95
HyperGCN	77.34 \pm 1.30	77.15 \pm 0.33	66.46 \pm 8.87	64.84 \pm 7.98	92.73\pm0.95	93.42\pm0.89	89.46\pm0.18	91.39\pm0.34	55.01 \pm 8.76	56.29 \pm 7.44	91.45\pm0.70	90.76 \pm 0.70
HCHA	73.57 \pm 1.08	72.24 \pm 1.80	63.35 \pm 1.61	63.13 \pm 1.47	85.85 \pm 3.27	84.77 \pm 5.66	73.30 \pm 3.72	72.09 \pm 3.07	69.86 \pm 0.95	66.72 \pm 0.74	88.81 \pm 0.28	88.25 \pm 0.41
LEGCN	67.16 \pm 2.85	68.76 \pm 4.89	56.39 \pm 3.28	54.33 \pm 2.41	74.29 \pm 0.59	75.95 \pm 0.62	50.70 \pm 1.40	50.47 \pm 0.94	48.25 \pm 3.00	49.76 \pm 1.29	74.94 \pm 1.44	73.89 \pm 1.04
HyperND	69.10 \pm 1.28	72.71 \pm 1.48	72.12 \pm 0.78	73.53 \pm 0.63	84.01 \pm 0.61	84.98 \pm 1.07	78.63 \pm 0.71	79.42 \pm 0.94	53.12 \pm 2.56	52.64 \pm 2.33	75.77 \pm 1.56	73.51 \pm 1.62
PhenomNN	75.71 \pm 0.91	75.22 \pm 1.42	74.29 \pm 0.85	72.93 \pm 1.27	80.27 \pm 1.62	79.59 \pm 1.11	75.86 \pm 0.86	75.54 \pm 0.88	56.65 \pm 3.04	55.75 \pm 2.87	70.83 \pm 2.52	70.17 \pm 2.36
SheafHyperGNN	70.53 \pm 5.28	70.93 \pm 4.04	68.26 \pm 1.92	68.07 \pm 1.18	79.21 \pm 4.53	75.42 \pm 6.73	76.30 \pm 1.91	75.41 \pm 1.76	59.83 \pm 6.77	59.84 \pm 5.73	83.44 \pm 2.49	85.11 \pm 1.80
HJRL	58.48 \pm 2.52	61.02 \pm 2.60	59.28 \pm 0.84	58.63 \pm 1.50	82.41 \pm 1.90	85.67 \pm 1.11	OOM	OOM	48.26 \pm 0.77	50.00 \pm 0.31	84.88 \pm 3.30	86.18 \pm 2.61
DPHGNN	66.48 \pm 5.82	67.23 \pm 5.11	60.37 \pm 7.77	59.86 \pm 7.70	82.89 \pm 2.28	83.78 \pm 2.50	OOM	OOM	42.44 \pm 5.81	46.60 \pm 3.03	73.35 \pm 4.59	73.28 \pm 3.74
TF-HNN	76.94 \pm 0.86	76.57 \pm 0.71	73.75 \pm 0.73	75.54 \pm 0.72	74.97 \pm 1.85	71.13 \pm 1.65	75.70 \pm 2.77	74.69 \pm 2.26	54.03 \pm 1.71	54.06 \pm 1.57	68.00 \pm 0.97	67.41 \pm 1.20
HNHN	70.13 \pm 1.67	68.84 \pm 1.09	55.67 \pm 0.39	53.52 \pm 0.31	84.33 \pm 1.40	83.49 \pm 1.00	82.85 \pm 0.70	82.13 \pm 0.58	69.89\pm0.98	66.45 \pm 0.74	82.25 \pm 1.34	81.72 \pm 1.53
UniGNN	73.51 \pm 0.87	75.23 \pm 1.51	74.20 \pm 0.82	71.76 \pm 1.16	80.59 \pm 0.98	82.37 \pm 1.11	81.08 \pm 0.79	79.39 \pm 0.46	50.24 \pm 1.26	50.01 \pm 0.56	85.64 \pm 1.20	84.36 \pm 1.48
AllSetTransformer	72.55 \pm 2.95	74.86 \pm 1.85	71.09 \pm 2.99	73.15 \pm 2.49	76.13 \pm 7.70	75.02 \pm 8.68	75.12 \pm 4.14	77.12 \pm 4.22	55.84 \pm 5.99	58.73 \pm 4.39	83.65 \pm 4.34	83.36 \pm 4.72
ED-HNN	67.24 \pm 1.91	69.89 \pm 2.24	70.09 \pm 0.43	72.61 \pm 0.48	74.58 \pm 1.37	72.94 \pm 1.32	81.86 \pm 0.67	84.75 \pm 0.50	51.74 \pm 2.79	52.27 \pm 2.54	85.27 \pm 1.48	84.95 \pm 1.43
EHNN	78.99\pm0.99	79.54\pm0.93	76.50\pm0.62	75.94\pm0.70	77.83 \pm 3.01	78.29 \pm 3.72	87.96\pm0.98	89.00\pm0.64	65.69 \pm 0.46	65.37 \pm 0.35	88.63 \pm 1.58	91.31\pm0.88
T-HyperGNN	58.91 \pm 1.23	62.17 \pm 1.58	58.35 \pm 4.43	55.81 \pm 3.71	66.87 \pm 0.88	69.65 \pm 0.53	67.17 \pm 5.79	68.45 \pm 3.85	49.16 \pm 0.22	50.20 \pm 0.41	65.21 \pm 1.21	66.90 \pm 1.56

accuracies below 80%, with at least a 14.8% gap from TFHNN, the best-performing model on this dataset.

4.1.2 Effectiveness on hyperedge prediction task. For the edge-level task, we conduct experiments on six widely used real-world datasets, reporting AUROC and AP (Average Precision). As shown in Table 2, we find that: (1) **Recent proposed HNN methods that achieve superior node classification performance fail to remain equally competitive in hyperedge prediction.** In particular, we find that HGNN, HyperGCN, and EHNN, all proposed before 2022, together account for the best and second-best performance on the six datasets for the edge-level task. In contrast, more recent HNNs (e.g., HJRL, TFHNN, and DPHGNN) often show a notable performance gap compared to these three. For example, on Cora-CA, DPHGNN achieves an AUROC of 82.89% and an AP of 83.78%, representing decreases of 9.84% and 9.64%, respectively, relative to HyperGCN. (2) **The performance gaps between most HNN algorithms and the corresponding state-of-the-art models vary greatly across datasets, with the magnitude of the gap heavily dependent on the dataset.** For instance, on the Pubmed dataset, PhenomNN, UniGNN, and AllSetTransformer each achieve an AUROC within 5.5% of the state-of-the-art EHNN (79.54%). In contrast, on the Actor dataset, their AUROC scores fall at least 15% below that of the best-performing model, HGNN. This suggests that current research lacks HNN methods with strong generalization ability for hyperedge prediction across diverse datasets.

4.1.3 Effectiveness on hypergraph classification task. We conduct hypergraph classification task on two synthetic datasets and four real-world datasets. As current tensor-based methods cannot be extended to graph-level tasks, we do not report their results. Based on the results presented in Table 3, we summarize the following key findings: (1) **All HNN methods achieve a substantial performance advantage on synthetic hypergraph classification datasets over real-world ones.** The inferior performance on real-world datasets reflects the higher structural complexity of real-world hypergraphs, underscoring the importance of designing and evaluating algorithms on real-world data. (2) **The classification performance of HNN algorithms varies greatly across datasets, with no method consistently achieving state-of-the-art results.** For example, while DPHGNN achieves the highest accuracy on IMDB-Dir-Form, it ranks only 11th among 14 methods on IMDB-Dir-Genre, suggesting that dataset characteristics can significantly affect model performance. (3) **Higher accuracy does not necessarily guarantee improved macro-F1 performance, particularly in class-imbalanced settings.** For example, on the imbalanced Twitter-Friend dataset, HNHN achieves the third-highest accuracy among all HNN methods, yet obtains a macro-F1 of only 39.40%, which is the lowest among all methods. Conversely, HyperND attains the best macro-F1 on the same dataset but ranks only 10th in accuracy out of the 14 evaluated models.

4.2 EFFICIENCY AND SCALABILITY EVALUATION (RQ2)

To answer **RQ2**, we analyze the training time and memory consumption of all methods on datasets of varying scales, including Cora, DBLP-CA, Yelp, and Trivago. From Figure 2, we make the following observations: (1) **Most HNN methods struggle to achieve a satisfactory balance between predictive performance and efficiency.** For example, on the Yelp dataset, although EDHNN and EHNN achieve higher accuracy than the simple HGNN method, their training times are more than

Table 3: Evaluation results of hypergraph classification. Acc and F1_ma denote the accuracy and macro-F1 score, respectively.

Method	RHG-10		RHG-3		IMDB-Dir-Form		IMDB-Dir-Genre		Steam-Player		Twitter-Friend	
	Acc	F1_ma	Acc	F1_ma	Acc	F1_ma	Acc	F1_ma	Acc	F1_ma	Acc	F1_ma
HGNN	94.60 \pm 1.66	94.47 \pm 1.84	98.93 \pm 0.68	98.97 \pm 0.65	63.72 \pm 0.62	57.92\pm2.24	76.76 \pm 2.66	72.02 \pm 4.37	51.65 \pm 2.51	50.91 \pm 2.92	55.42 \pm 2.03	46.81 \pm 4.27
HyperGCN	85.50 \pm 1.10	95.42 \pm 1.09	99.47 \pm 0.50	99.48 \pm 0.49	62.87 \pm 0.40	57.20 \pm 2.46	77.53 \pm 0.99	72.97 \pm 1.08	51.17 \pm 3.32	50.48 \pm 3.12	56.95 \pm 4.17	50.12 \pm 5.88
HCHA	96.60 \pm 1.02	96.48 \pm 1.09	99.33 \pm 0.42	99.37 \pm 0.38	61.60 \pm 2.16	55.37 \pm 2.17	78.12\pm1.96	73.20\pm3.00	52.43 \pm 2.30	51.77 \pm 2.52	58.17 \pm 2.34	49.57 \pm 6.84
LEGCN	92.40 \pm 1.16	92.06 \pm 1.19	96.80 \pm 0.98	96.78 \pm 0.29	61.81 \pm 1.32	56.05 \pm 3.75	76.38 \pm 1.68	72.03 \pm 1.54	53.11 \pm 1.58	52.70\pm1.87	56.64 \pm 3.72	53.38\pm4.92
HyperND	91.00 \pm 0.95	90.74 \pm 1.04	92.80 \pm 1.95	92.75 \pm 1.90	60.74 \pm 3.25	55.02 \pm 4.95	75.65 \pm 0.51	71.37 \pm 1.10	53.88\pm2.15	49.71 \pm 2.05	55.27 \pm 3.79	43.61 \pm 6.51
PhenomNN	91.10 \pm 0.73	90.77 \pm 0.77	93.47 \pm 1.90	93.45 \pm 1.90	61.28 \pm 1.97	53.71 \pm 3.13	74.59 \pm 0.61	70.15 \pm 0.88	51.65 \pm 3.06	48.94 \pm 5.55	57.40 \pm 3.84	48.26 \pm 4.66
SheafHyperGNN	96.00 \pm 1.38	95.96 \pm 1.32	99.73 \pm 0.33	99.74 \pm 0.32	62.34 \pm 0.06	56.47 \pm 3.49	77.00 \pm 1.14	72.78 \pm 1.17	53.11 \pm 2.39	52.56 \pm 2.74	56.49 \pm 2.51	51.43 \pm 4.42
HJRL	96.10 \pm 0.80	95.98 \pm 0.85	99.60 \pm 0.53	99.60 \pm 0.53	63.09 \pm 2.83	56.54 \pm 3.62	77.82\pm1.47	73.73\pm1.92	51.84 \pm 3.52	51.13 \pm 3.29	57.10 \pm 2.79	44.19 \pm 7.19
DPHGNN	96.80 \pm 0.68	96.71 \pm 0.71	99.49 \pm 0.65	99.61 \pm 0.64	64.04\pm2.70	57.41 \pm 3.96	76.18 \pm 1.30	71.59 \pm 1.82	51.36 \pm 1.72	49.03 \pm 3.63	59.24 \pm 2.88	46.12 \pm 8.49
TFHNN	95.90 \pm 0.80	95.88 \pm 0.78	98.80 \pm 0.65	98.84 \pm 0.61	62.34 \pm 1.76	55.32 \pm 3.81	76.41 \pm 1.31	71.89 \pm 1.45	54.85\pm1.82	52.72\pm2.54	56.18 \pm 3.53	44.17 \pm 8.95
HNHN	94.00 \pm 1.90	94.08 \pm 1.88	99.92\pm0.02	99.95\pm0.02	62.34 \pm 2.98	55.24 \pm 3.88	73.65 \pm 1.47	69.68 \pm 1.18	52.82 \pm 1.61	52.68 \pm 1.69	58.47 \pm 4.65	39.40 \pm 3.14
UniGNN	95.50 \pm 1.38	95.40 \pm 1.44	98.80 \pm 0.27	98.83 \pm 0.27	61.06 \pm 2.88	55.75 \pm 4.01	77.12 \pm 0.88	72.93 \pm 1.43	51.46 \pm 2.48	48.85 \pm 2.59	55.88 \pm 4.14	46.48 \pm 4.90
AllSetTransformer	97.30\pm0.98	97.26\pm1.04	98.80 \pm 0.27	98.81 \pm 0.26	62.23 \pm 1.01	56.26 \pm 2.93	76.47 \pm 1.38	72.26 \pm 1.12	53.01 \pm 2.77	48.21 \pm 2.20	60.15\pm1.70	51.52\pm7.00
ED-HNN	96.50 \pm 0.77	96.41 \pm 0.78	99.07\pm0.53	99.10\pm0.51	62.13 \pm 2.36	57.00 \pm 4.71	77.12 \pm 1.11	72.87 \pm 0.44	52.82 \pm 2.65	48.73 \pm 2.36	57.40 \pm 2.66	42.57\pm5.09

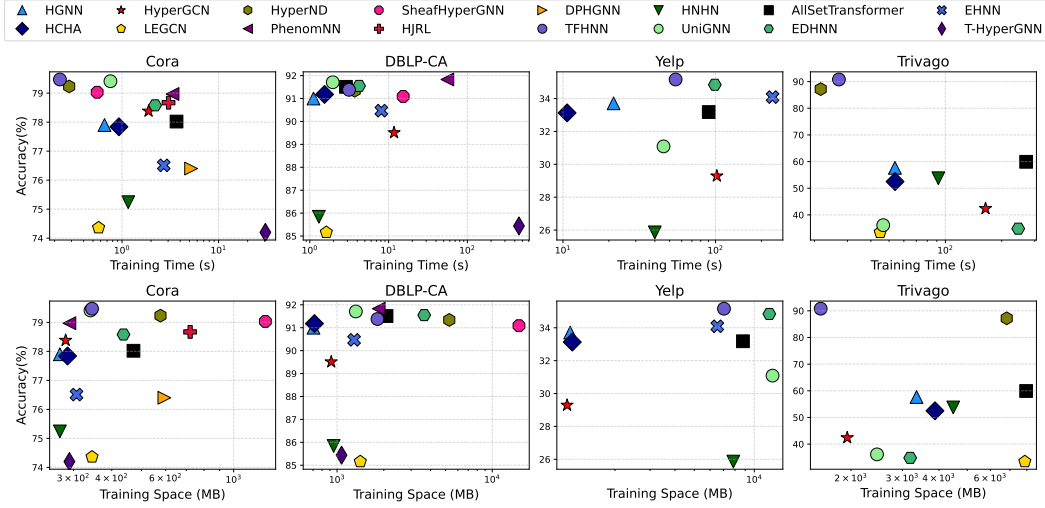


Figure 2: Training time and space analysis on Cora, DBLP-CA, Yelp, and Trivago

9x and 23x longer, respectively. Similarly, many HNNs consume excessive memory, particularly on large-scale datasets. On Yelp, 7 out of 16 methods encounter out-of-memory (OOM) issues. On the Trivago dataset, although several HNNs remain computationally scalable, most methods fail to deliver satisfactory predictive performance. Only 2 out of 10 methods, TFHNN (90.79%) and HyperND (87.19%), achieve accuracy above 60%. **(2) Compared to spectral-based and spatial-based methods, tensor-based approaches generally suffer from more severe efficiency and scalability challenges.** T-HyperGNN can only scale to the medium-sized DBLP-CA dataset, where it runs approximately 406 times slower than the fastest HGNN method. Likewise, EHHN is the slowest method on Yelp and fails to scale to the large-scale Trivago dataset. **(3) Among all evaluated methods, TFHNN demonstrates the most favorable trade-off between effectiveness, efficiency, and scalability.** In particular, it achieves the highest accuracy on three out of the four datasets. On the large-scale Trivago dataset, it delivers the best predictive performance while consuming no more than 1.6 GB of memory and requiring less than 30 seconds of runtime, ranking first in memory usage and second in training time among all methods. These results highlight the strong potential of the decoupled architecture for designing efficient and scalable HNN algorithms. Building on these findings, future research should place greater emphasis on innovative architectural design to achieve a better balance among effectiveness, efficiency, and scalability, thereby facilitating the development of more practical HNN solutions.

4.3 ROBUSTNESS EVALUATION (RQ3)

To investigate the robustness of HNN algorithms, we focus on three key aspects: structural robustness, feature robustness, and supervision signal robustness. While our experiments primarily focus on the

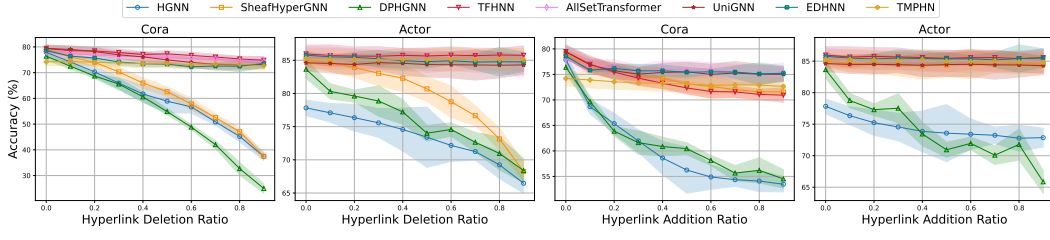


Figure 3: Structure Robustness Analysis

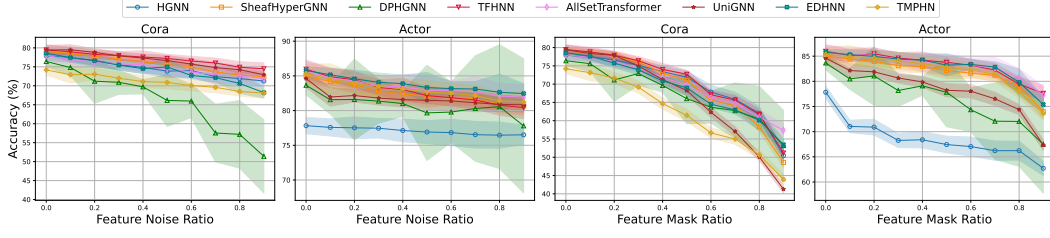


Figure 4: Feature Robustness Analysis

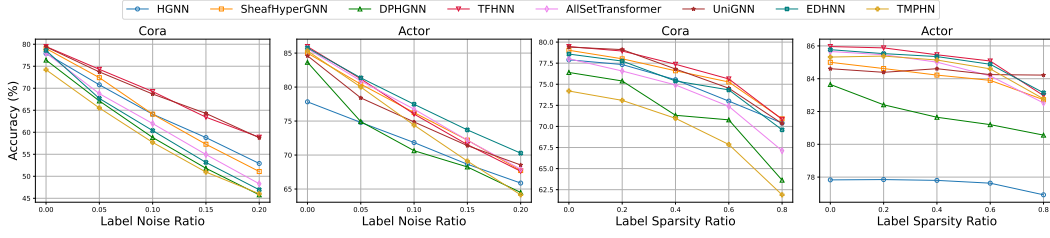


Figure 5: Supervision Robustness Analysis

node classification task due to space constraints, the DHG-Bench library supports flexible extension to other tasks. We include 8 representative models from the three HNN categories.

4.3.1 Robustness analysis with respect to structure perturbations. To analyze structure-level robustness, we randomly remove or add node-hyperedge incidence connections in the original hypergraph structures of Cora and Actor, and evaluate the performance of HNN algorithms on the perturbed hypergraphs. The modification ratio is varied from 0 to 0.9 to simulate different levels of attack intensity. From Figure 3, we find that: (1) **As the ratio of deletions or additions increases, model performance generally declines; however, the extent of degradation varies significantly across datasets.** In particular, the accuracy drop caused by structural perturbations is more pronounced on the homophilic hypergraph Cora than on the heterophilic hypergraph Actor. (2) **Spectral-based methods tend to be more susceptible to structural noise.** For example, on the Cora dataset, as the deletion ratio increases from 0 to 0.9, spectral-based methods such as HGNN, SheafHyperGNN, and DPHGNN suffer an accuracy drop of over 30%, while methods from the other two categories consistently experience no more than a 10% decline.

4.3.2 Robustness analysis with respect to feature perturbations. To study feature-level robustness, we consider feature noise and sparsity. For feature noise, Gaussian noise is injected based on the dimensionality of node features. Sparsity is introduced by randomly masking a certain proportion of node features with zeros. As shown in Figure 4, we can observe that: (1) **Although both increased feature noise and greater sparsity lead to performance degradation, sparsity has a more pronounced negative impact on accuracy than random feature noise.** Specifically, on the Actor dataset, when the sparsity ratio increases from 0 to 0.9, all methods suffer an accuracy drop of about 10%. In contrast, under the same increase in noise level, 7 out of 8 methods experience

Table 4: Evaluation results of fair node classification on three fairness-sensitive datasets.

Method	German			Bail			Credit		
	Acc \uparrow	Δ_{DP} \downarrow	Δ_{EO} \downarrow	Acc \uparrow	Δ_{DP} \downarrow	Δ_{EO} \downarrow	Acc \uparrow	Δ_{DP} \downarrow	Δ_{EO} \downarrow
MLP	67.68 \pm 3.46	1.78 \pm 1.30	2.59 \pm 0.99	89.40 \pm 1.76	6.16 \pm 0.93	1.79 \pm 0.84	79.69 \pm 0.85	3.43 \pm 0.83	2.07 \pm 0.43
HGNN	69.76 \pm 2.50	9.59 \pm 3.51	6.90 \pm 3.82	91.02 \pm 0.54	7.83 \pm 0.80	2.60 \pm 1.05	80.21 \pm 0.41	5.04 \pm 2.07	3.46 \pm 1.05
HyperGCN	70.40 \pm 3.23	6.39 \pm 2.87	3.57 \pm 1.61	94.72 \pm 0.79	7.90 \pm 0.95	1.23 \pm 0.52	80.42 \pm 0.34	5.38 \pm 2.61	3.89 \pm 1.60
HCHA	70.56 \pm 2.51	9.37 \pm 3.74	6.72 \pm 3.05	91.52 \pm 0.92	7.62 \pm 0.95	1.40 \pm 0.80	80.08 \pm 0.43	3.58 \pm 1.87	2.47 \pm 0.78
LEGCN	70.88 \pm 3.22	7.53 \pm 2.54	3.25 \pm 2.00	95.02 \pm 0.40	7.87 \pm 0.62	1.28 \pm 0.52	80.48 \pm 0.37	4.31 \pm 2.24	3.15 \pm 1.12
HyperND	71.04 \pm 2.61	7.37 \pm 4.70	3.67 \pm 3.10	89.75 \pm 2.41	7.92 \pm 1.52	3.19 \pm 2.22	80.02 \pm 0.49	4.14 \pm 2.22	2.50 \pm 0.72
PhenomNN	70.96 \pm 2.85	3.54 \pm 3.07	1.60 \pm 1.94	91.71 \pm 1.13	10.83 \pm 1.64	1.94 \pm 0.40	OOM	OOM	OOM
SheafHyperGNN	70.64 \pm 3.29	8.14 \pm 3.25	5.23 \pm 2.05	OOM	OOM	OOM	OOM	OOM	OOM
HJRL	69.92 \pm 3.46	3.52 \pm 2.70	3.05 \pm 1.82	OOM	OOM	OOM	OOM	OOM	OOM
TF-HNN	70.48 \pm 3.14	5.27 \pm 3.09	4.19 \pm 2.23	95.33 \pm 0.25	7.96 \pm 0.65	1.03 \pm 0.67	80.46 \pm 0.36	4.93 \pm 2.44	3.43 \pm 1.43
DPHGNN	70.24 \pm 3.25	2.25 \pm 0.49	1.38 \pm 0.77	93.41 \pm 0.93	8.07 \pm 1.20	2.05 \pm 1.22	OOM	OOM	OOM
HNHN	69.52 \pm 3.62	4.01 \pm 2.76	1.59 \pm 1.60	90.76 \pm 1.30	6.03 \pm 1.43	3.04 \pm 1.34	78.00 \pm 0.23	5.70 \pm 3.11	4.67 \pm 3.10
UniGNN	71.07 \pm 2.70	5.08 \pm 3.03	2.80 \pm 1.32	91.30 \pm 1.47	9.42 \pm 1.68	3.94 \pm 2.18	80.44 \pm 0.37	3.90 \pm 2.40	2.85 \pm 1.33
AllSetTransformer	70.48 \pm 3.11	4.47 \pm 3.39	3.50 \pm 3.38	96.26 \pm 1.83	8.36 \pm 0.85	1.95 \pm 1.10	80.40 \pm 0.44	4.46 \pm 2.96	3.44 \pm 1.60
ED-HNN	70.16 \pm 3.15	4.06 \pm 3.05	4.07 \pm 2.75	94.26 \pm 0.77	8.08 \pm 0.64	1.53 \pm 0.26	OOM	OOM	OOM
EHNN	70.40 \pm 3.07	2.87 \pm 5.73	2.34 \pm 4.69	93.62 \pm 1.75	9.29 \pm 1.60	2.88 \pm 1.23	80.34 \pm 0.47	4.51 \pm 2.77	3.13 \pm 1.75
T-HyperGNN	71.20 \pm 1.82	8.99 \pm 6.52	6.80 \pm 5.02	OOM	OOM	OOM	OOM	OOM	OOM

accuracy losses of less than 5%. (2) **The robustness of most algorithms to feature sparsity varies significantly across different datasets.** In particular, most HNNs show better robustness on Actor than on Cora. At a feature mask ratio of 0.9, all algorithms on Cora suffer a performance drop exceeding 20%, whereas on Actor, more than half of the models show a decrease of less than 13%.

4.3.3 Robustness analysis with respect to supervision signals. On the basis of exploring feature and structural robustness, we further study supervision signal robustness by simulating realistic noise and sparsity scenarios. For label noise, a certain proportion of training samples are randomly assigned incorrect labels, while sparsity is introduced by varying the proportion of training nodes. Figure 5 indicates several key observations: (1) **Model performance consistently declines as noise intensity increases or supervision signals become sparser, demonstrating a clear downward trend.** Specifically, across different datasets, label noise leads to an approximately linear decline in accuracy as the noise ratio increases. In contrast, the effect of supervision sparsity is relatively modest at low sparsity levels but becomes markedly more severe at higher ratios, resulting in accelerated performance degradation. (2) **Label noise has a more pronounced impact than feature-level or structural-level noise.** Under the same noise level, label noise consistently causes greater performance degradation compared to feature or structure perturbations. For instance, when the label noise ratio reaches 15%, all HNN methods suffer an accuracy drop exceeding 15%. In contrast, most methods do not experience comparable degradation even when the feature or structural noise reaches 90%.

4.4 FAIRNESS EVALUATION (RQ4)

We evaluate the fairness of various HNN algorithms on three datasets containing sensitive attributes. Predictive performance is measured by accuracy, while fairness is assessed using demographic parity (Δ_{DP}) and equalized odds (Δ_{EO}). The experimental results in Table 4 show that: (1) **While most existing HNN algorithms demonstrate stronger predictive performance, they tend to show more significant fairness concerns than traditional MLPs that do not rely on message passing.** For instance, on the Credit dataset, MLP achieves Δ_{DP} of 3.43 and Δ_{EO} of 2.07, both lower than those of UniGNN, the fairest HNN model. This suggests that hypergraph message passing may exacerbate fairness issues in high-order representation learning. (2) **Algorithmic fairness varies significantly across different datasets and evaluation metrics.** No HNN method consistently demonstrates superior fairness across different settings. For instance, while HCHA achieves the best fairness performance on the Credit dataset across both metrics, its Δ_{DP} and Δ_{EO} rank as the second and third worst, respectively, on the German dataset. Moreover, the results reveal that Δ_{DP} and Δ_{EO} capture different aspects of fairness, and better performance in one metric does not necessarily indicate better performance in the other. For example, on the Bail dataset, although HNHN attains the lowest Δ_{DP} among all HNN methods, its Δ_{EO} ranks as the third highest among the 16 models. These observations highlight the necessity of developing fairness-aware HNN algorithms that can achieve robust fairness across diverse datasets and evaluation metrics.

5 CONCLUSION AND FUTURE DIRECTIONS

This paper presents DHG-Bench, the first comprehensive benchmark for deep hypergraph learning, which integrates and compares 16 representative HNNs across 20 diverse hypergraph datasets encompassing various domains, sizes, and structural properties. We conduct extensive experiments to evaluate the effectiveness, efficiency, robustness, and fairness of DHGL algorithms on node-level, edge-level, and graph-level tasks. Our analysis reveals the strengths and weaknesses of different HNN models under a wide range of settings, offering valuable insights into their practical applicability and design trade-offs. Furthermore, we develop and release a package DHG-Bench (<https://github.com/Coco-Hut/DHG-Bench>) that includes all experimental protocols, baseline algorithms, datasets, and reproducibility scripts to facilitate future research.

Drawing upon our empirical analyses, we point out some promising future directions for DHGL community.

- **Designing a unified algorithm for diverse tasks and datasets.** Our experiments reveal that existing HNN architectures show substantial performance disparities across datasets and tasks, which hinders their transferability to diverse scenarios. Future research should explore novel architectural designs and training strategies that promote robust generalization across heterogeneous datasets and tasks, ultimately moving toward a versatile “one-for-all” solution in DHGL.
- **Improving the Efficiency and Scalability of HNN methods.** Our results show that many HNN algorithms either fail to scale to large datasets or suffer significant performance degradation when applied to them. Given that real-world hypergraphs in industrial applications often contain millions of nodes and hyperedges, future work should focus on designing HNN algorithms that deliver both high efficiency and strong effectiveness at scale. Progress in this direction will be essential for enabling the practical adoption of HNNs in industrial settings.
- **Enhancing the robustness of HNN algorithms.** Our experimental results show that current HNN methods are susceptible to data perturbations across multiple aspects, including structural modifications, feature noise, and corrupted supervisory signals. Future research should focus on designing robust HNN algorithms that are resilient to such perturbations and maintain reliable performance in noisy industrial environments.
- **Developing fairness-aware HNN algorithms.** Empirical evidence suggests that current message passing-based HNN algorithms often suffer from fairness issues, leading to biased predictions that disadvantage certain demographic groups or individuals. Future research should explore how to develop fairness-aware HNN methods that mitigate such biases and discrimination, enabling their safe adoption in high-stakes real-world applications such as crime prediction (Suresh & Guttag, 2019), job hunting (Mehrabi et al., 2021), and credit evaluation (Yeh & Lien, 2009).

REFERENCES

- Song Bai, Feihu Zhang, and Philip HS Torr. Hypergraph convolution and hypergraph attention. *Pattern Recognition*, 110:107637, 2021.
- Austin R Benson, David F Gleich, and Jure Leskovec. Higher-order organization of complex networks. *Science*, 353(6295):163–166, 2016.
- Eli Chien, Chao Pan, Jianhao Peng, and Olgica Milenkovic. You are allset: A multiset function framework for hypergraph neural networks. In *ICLR*, 2022.
- Minyoung Choe, Sunwoo Kim, Jaemin Yoo, and Kijung Shin. Classification of edge-dependent labels of nodes in hypergraphs. In *SIGKDD*, pp. 298–309, 2023.
- Yihe Dong, Will Sawin, and Yoshua Bengio. Hnhn: Hypergraph networks with hyperedge neurons. In *ICML Workshop: Graph Representation Learning and Beyond.*, 2020.
- Yushun Dong, Jing Ma, Song Wang, Chen Chen, and Jundong Li. Fairness in graph mining: A survey. *TKDE*, 35(10):10583–10602, 2023.
- Iulia Duta, Giulia Cassarà, Fabrizio Silvestri, and Pietro Liò. Sheaf hypergraph networks. *NeurIPS*, 36:12087–12099, 2023.

- Cynthia Dwork, Moritz Hardt, Toniann Pitassi, Omer Reingold, and Richard Zemel. Fairness through awareness. In *ITCS*, pp. 214–226, 2012.
- Wenqi Fan, Yao Ma, Qing Li, Yuan He, Eric Zhao, Jiliang Tang, and Dawei Yin. Graph neural networks for social recommendation. In *The WebConf*, pp. 417–426, 2019.
- Yifan Feng, Haoxuan You, Zizhao Zhang, Rongrong Ji, and Yue Gao. Hypergraph neural networks. In *AAAI*, volume 33, pp. 3558–3565, 2019.
- Yifan Feng, Jiashu Han, Shihui Ying, and Yue Gao. Hypergraph isomorphism computation. *TPAMI*, 46(5):3880–3896, 2024.
- Matthias Fey and Jan Eric Lenssen. Fast graph representation learning with pytorch geometric. *arXiv preprint arXiv:1903.02428*, 2019.
- Yue Gao, Meng Wang, Dacheng Tao, Rongrong Ji, and Qionghai Dai. 3-d object retrieval and recognition with hypergraph analysis. *TIP*, 21(9):4290–4303, 2012.
- Yue Gao, Chong-Yaw Wee, Minjeong Kim, Panteleimon Giannakopoulos, Marie-Louise Montandon, Sven Haller, and Dinggang Shen. Mci identification by joint learning on multiple mri data. In *MICCA*, pp. 78–85. Springer, 2015.
- Yue Gao, Yifan Feng, Shuyi Ji, and Rongrong Ji. Hgmn+: General hypergraph neural networks. *TPAMI*, 45(3):3181–3199, 2022.
- Moritz Hardt, Eric Price, and Nati Srebro. Equality of opportunity in supervised learning. *NeurIPS*, 29, 2016.
- Jing Huang and Jie Yang. Unignn: a unified framework for graph and hypergraph neural networks. In *IJCAI*. International Joint Conferences on Artificial Intelligence Organization, 2021.
- Hyunjin Hwang, Seungwoo Lee, and Kijung Shin. Hyfer: A framework for making hypergraph learning easy, scalable and benchmarkable. In *WWW Workshop on Graph Learning Benchmarks*, 2021.
- Hyunjin Hwang, Seungwoo Lee, Chanyoung Park, and Kijung Shin. Ahp: Learning to negative sample for hyperedge prediction. In *SIGIR*, pp. 2237–2242, 2022.
- Shuyi Ji, Yifan Feng, Rongrong Ji, Xibin Zhao, Wanwan Tang, and Yue Gao. Dual channel hypergraph collaborative filtering. In *SIGKDD*, pp. 2020–2029, 2020.
- Kareem L Jordan and Tina L Freiburger. The effect of race/ethnicity on sentencing: Examining sentence type, jail length, and prison length. *Journal of Ethnicity in Criminal Justice*, 13(3): 179–196, 2015.
- Krishna Juluru, Hao-Hsin Shih, Krishna Nand Keshava Murthy, and Pierre Elnajjar. Bag-of-words technique in natural language processing: a primer for radiologists. *RadioGraphics*, 41(5):1420–1426, 2021.
- Jinwoo Kim, Saeyoon Oh, Sungjun Cho, and Seunghoon Hong. Equivariant hypergraph neural networks. In *ECCV*, pp. 86–103. Springer, 2022.
- Sunwoo Kim, Dongjin Lee, Yul Kim, Jungho Park, Taeho Hwang, and Kijung Shin. Datasets, tasks, and training methods for large-scale hypergraph learning. *Data mining and knowledge discovery*, 37(6):2216–2254, 2023.
- Sunwoo Kim, Shinhwan Kang, Fanchen Bu, Soo Yong Lee, Jaemin Yoo, and Kijung Shin. Hypeboy: Generative self-supervised representation learning on hypergraphs. In *ICLR*, 2024a.
- Sunwoo Kim, Soo Yong Lee, Yue Gao, Alessia Antelmi, Mirko Polato, and Kijung Shin. A survey on hypergraph neural networks: An in-depth and step-by-step guide. In *SIGKDD*, pp. 6534–6544, 2024b.
- Diederik P Kingma. Adam: A method for stochastic optimization. *arXiv preprint arXiv:1412.6980*, 2014.

- Yunyong Ko, Hanghang Tong, and Sang-Wook Kim. Enhancing hyperedge prediction with context-aware self-supervised learning. *TKDE*, 2025.
- Dongjin Lee and Kijung Shin. I’m me, we’re us, and i’m us: Tri-directional contrastive learning on hypergraphs. In *AAAI*, volume 37, pp. 8456–8464, 2023.
- Geon Lee, Soo Yong Lee, and Kijung Shin. Villain: Self-supervised learning on homogeneous hypergraphs without features via virtual label propagation. In *The WebConf*, pp. 594–605, 2024.
- Juho Lee, Yoonho Lee, Jungtaek Kim, Adam Kosiorek, Seungjin Choi, and Yee Whye Teh. Set transformer: A framework for attention-based permutation-invariant neural networks. In *ICML*, pp. 3744–3753. PMLR, 2019.
- Jure Leskovec. SNAP Datasets: Stanford large network dataset collection. <http://snap.stanford.edu/data>, 2014. [Online].
- Fan Li, Xiaoyang Wang, Dawei Cheng, Wenjie Zhang, Ying Zhang, and Xuemin Lin. Hypergraph self-supervised learning with sampling-efficient signals. In *IJCAI*, pp. 4398–4406, 2024a.
- Fan Li, Zhiyu Xu, Dawei Cheng, and Xiaoyang Wang. Adarisk: risk-adaptive deep reinforcement learning for vulnerable nodes detection. *TKDE*, 36(11):5576–5590, 2024b.
- Ming Li, Yongchun Gu, Yi Wang, Yujie Fang, Lu Bai, Xiaosheng Zhuang, and Pietro Lio. When hypergraph meets heterophily: New benchmark datasets and baseline. In *AAAI*, volume 39, pp. 18377–18384, 2025.
- Pan Li and Olgica Milenkovic. Inhomogeneous hypergraph clustering with applications. *NeurIPS*, 30, 2017.
- Hongyi Ling, Zhimeng Jiang, Youzhi Luo, Shuiwang Ji, and Na Zou. Learning fair graph representations via automated data augmentations. In *ICLR*, 2023.
- Weiwen Liu, Yin Zhang, Jianling Wang, Yun He, James Caverlee, Patrick PK Chan, Daniel S Yeung, and Pheng-Ann Heng. Item relationship graph neural networks for e-commerce. *TNNLS*, 33(9): 4785–4799, 2021.
- Anqi Mao, Mehryar Mohri, and Yutao Zhong. Cross-entropy loss functions: Theoretical analysis and applications. In *ICML*, pp. 23803–23828. PMLR, 2023.
- Ninareh Mehrabi, Fred Morstatter, Nripsuta Saxena, Kristina Lerman, and Aram Galstyan. A survey on bias and fairness in machine learning. *CSUR*, 54(6):1–35, 2021.
- Adam Paszke, Sam Gross, Francisco Massa, Adam Lerer, James Bradbury, Gregory Chanan, Trevor Killeen, Zeming Lin, Natalia Gimelshein, and Luca et al. Antiga. Pytorch: An imperative style, high-performance deep learning library. In *NeurIPS*, volume 32, 2019.
- Prasanna Patil, Govind Sharma, and M Narasimha Murty. Negative sampling for hyperlink prediction in networks. In *PAKDD*, pp. 607–619. Springer, 2020.
- Karelia Pena-Pena, Daniel L Lau, and Gonzalo R Arce. T-hgsp: Hypergraph signal processing using t-product tensor decompositions. *IEEE Transactions on Signal and Information Processing over Networks*, 9:329–345, 2023.
- Konstantin Prokopchik, Austin R Benson, and Francesco Tudisco. Nonlinear feature diffusion on hypergraphs. In *ICML*, pp. 17945–17958. PMLR, 2022.
- Siddhant Saxena, Shounak Ghatak, Raghu Kolla, Debashis Mukherjee, and Tanmoy Chakraborty. Dphgnn: A dual perspective hypergraph neural networks. In *SIGKDD*, pp. 2548–2559, 2024.
- Balasubramaniam Srinivasan, Da Zheng, and George Karypis. Learning over families of sets-hypergraph representation learning for higher order tasks. In *SDM*, pp. 756–764. SIAM, 2021.
- Harini Suresh and John V Guttag. A framework for understanding unintended consequences of machine learning. *arXiv preprint arXiv:1901.10002*, 2(8):73, 2019.

- Bohan Tang, Zexi Liu, Keyue Jiang, Siheng Chen, and Xiaowen Dong. Training-free message passing for learning on hypergraphs. In *ICLR*, 2025.
- Ze Tian, TaeHyun Hwang, and Rui Kuang. A hypergraph-based learning algorithm for classifying gene expression and arraycgh data with prior knowledge. *Bioinformatics*, 25(21):2831–2838, 2009.
- Fuli Wang, Karelia Pena-Pena, Wei Qian, and Gonzalo R Arce. T-hypergnns: Hypergraph neural networks via tensor representations. *TNNLS*, 2024a.
- Maolin Wang, Yaoming Zhen, Yu Pan, Yao Zhao, Chenyi Zhuang, Zenglin Xu, Ruocheng Guo, and Xiangyu Zhao. Tensorized hypergraph neural networks. In *SDM*, pp. 127–135. SIAM, 2024b.
- Minjie Wang, Da Zheng, Zihao Ye, Quan Gan, Mufei Li, Xiang Song, Jinjing Zhou, Chao Ma, Lingfan Yu, Yu Gai, et al. Deep graph library: A graph-centric, highly-performant package for graph neural networks. *arXiv preprint arXiv:1909.01315*, 2019.
- Peihao Wang, Shenghao Yang, Yunyu Liu, Zhangyang Wang, and Pan Li. Equivariant hypergraph diffusion neural operators. In *ICLR*, 2023a.
- Yifan Wang, Gonzalo R Arce, and Guangmo Tong. Generalization performance of hypergraph neural networks. In *The WebConf*, pp. 1273–1291, 2025.
- Yuxin Wang, Quan Gan, Xipeng Qiu, Xuanjing Huang, and David Wipf. From hypergraph energy functions to hypergraph neural networks. In *ICML*, pp. 35605–35623. PMLR, 2023b.
- Tianxin Wei, Yuning You, Tianlong Chen, Yang Shen, Jingrui He, and Zhangyang Wang. Augmentations in hypergraph contrastive learning: Fabricated and generative. *NeurIPS*, 35:1909–1922, 2022.
- Guanglin Xu, Shaoyi Du, Dixiao Cui, Sirui Zhang, Badong Chen, Xuetao Zhang, Jianru Xue, and Yue Gao. Precise point set registration using point-to-plane distance and correntropy for lidar based localization. In *IEEE Intelligent Vehicles Symposium (IV)*, pp. 734–739. IEEE, 2018.
- Naganand Yadati, Madhav Nimishakavi, Prateek Yadav, Vikram Nitin, Anand Louis, and Partha Talukdar. Hypergcn: A new method for training graph convolutional networks on hypergraphs. *NeurIPS*, 32, 2019.
- Yuguang Yan, Yuanlin Chen, Shibo Wang, Hanrui Wu, and Ruichu Cai. Hypergraph joint representation learning for hypervertices and hyperedges via cross expansion. In *AAAI*, volume 38, pp. 9232–9240, 2024.
- Chaoqi Yang, Ruijie Wang, Shuochao Yao, and Tarek Abdelzaher. Semi-supervised hypergraph node classification on hypergraph line expansion. In *CIKM*, pp. 2352–2361, 2022.
- Cheng Yang, Jixi Liu, Yunhe Yan, and Chuan Shi. Fairsin: Achieving fairness in graph neural networks through sensitive information neutralization. In *AAAI*, volume 38, pp. 9241–9249, 2024.
- I-Cheng Yeh and Che-hui Lien. The comparisons of data mining techniques for the predictive accuracy of probability of default of credit card clients. *Expert systems with applications*, 36(2): 2473–2480, 2009.
- Song Kyung Yu, Da Eun Lee, Yunyong Ko, and Sang-Wook Kim. Hygen: Regularizing negative hyperedge generation for accurate hyperedge prediction. In *Companion Proceedings of the ACM on Web Conference 2025*, pp. 1500–1504, 2025.
- Yusheng Zhao, Xiao Luo, Wei Ju, Chong Chen, Xian-Sheng Hua, and Ming Zhang. Dynamic hypergraph structure learning for traffic flow forecasting. In *ICDE*, pp. 2303–2316. IEEE, 2023.
- Yuchang Zhu, Jintang Li, Zibin Zheng, and Liang Chen. Fair graph representation learning via sensitive attribute disentanglement. In *The WebConf*, pp. 1182–1192, 2024.

A DATASETS AND ALGORITHMS

A.1 DETAILED DESCRIPTION OF DATASETS

We adopt 20 publicly available benchmark datasets, ranging from node-level to graph-level, to comprehensively evaluate HNN algorithms in terms of effectiveness, efficiency, robustness, and fairness. Detailed descriptions of these datasets are provided below.

Node/Edge-level Datasets

- **Cora/Pubmed/Cora-CA/DBLP-CA** (Yadati et al., 2019): Cora and Pubmed are co-citation networks where nodes represent papers and hyperedges connect papers cited together. Cora-CA and DBLP-CA are co-authorship hypergraphs, with nodes as papers and hyperedges linking all papers co-authored by the same author. Node features are Bag-of-Words representations of the documents, and labels indicate paper categories.
- **Walmart** (Chien et al., 2022): The Walmart dataset models a hypergraph where nodes represent products and hyperedges capture sets of products purchased together. Node labels indicate product categories. Following (Chien et al., 2022), each node feature is a 100-dimensional vector obtained by adding Gaussian noise $\mathcal{N}(0, \sigma^2 \mathbf{I})$ with $\sigma = 0.6$ to one-hot encodings of the labels.
- **Trivago** (Kim et al., 2023): Trivago is a hotel-web search hypergraph where each node indicates each hotel and each hyperedge corresponds to a user. If a user (hyperedge) has visited the website of a particular hotel (node), the corresponding node is added to the respective user hyperedge. Furthermore, each hotel’s class is labeled based on the country in which it is located.
- **Actor** (Li et al., 2025): The actor co-occurrence network is derived from a heterogeneous movie-actor-director-writer network², capturing intricate collaborations within films. Nodes represent individuals involved in film production (actors, directors, writers), and hyperedges denote their joint participation in a single film. Node attributes are extracted from Wikipedia keywords, and labels indicate each individual’s specific role.
- **Amazon-ratings (Ratings)** (Li et al., 2025): This dataset, sourced from the Amazon co-purchasing network in the SNAP repository (Leskovec, 2014), includes products like books, music CDs, DVDs, and VHS tapes. Nodes represent individual products, and hyperedges link those frequently co-purchased together. The task is to predict each product’s average user rating, classified into ten levels. Node features are extracted using the Bag of Words method applied to product descriptions (Juluru et al., 2021).
- **Twitch-gamers (Gamers)** (Li et al., 2025): The Twitch-gamers dataset is a connected undirected hypergraph representing user interactions on the Twitch streaming platform. Nodes denote user accounts, and hyperedges are formed based on mutual follows within specific timeframes. Each node is associated with features such as view counts, timestamps, language preferences, activity duration, and inactivity status. The goal is to predict whether a channel hosts explicit content (binary classification).
- **Pokec** (Li et al., 2025): The Pokec dataset is derived from Slovakia’s largest online social networking platform and is used to model social relationships and attributes. Nodes represent individual users, and hyperedges correspond to each user’s full set of friends. Node labels indicate user-reported gender, while node features are extracted from profile information, including age, hobbies, interests, education level, region, etc.
- **Yelp** (Chien et al., 2022): The Yelp dataset is a hypergraph where nodes represent restaurants and hyperedges link those visited by the same user. Node labels denote average star ratings (1.0–5.0 in 0.5 steps). Features include geographic coordinates, one-hot encodings of city/state, and Bag-of-Words vectors from the top-1000 restaurant name tokens.
- **German Credit (German)** (Wei et al., 2022): The nodes in the dataset represent clients in German Bank, and hyperedges are constructed by linking individuals with the most similar credit accounts to each person in the dataset. The task is to classify credit risk levels as high or low based on the sensitive attribute ”gender” (Male/Female).

²<https://www.aminer.org/lab-datasets/soinf/>

Table A1: Statistics of node/edge-level datasets

Datasets	Nodes	Edges	Features	Classes	Type	Description
Cora	2,708	1,579	1,433	7	Homophily	Co-citation
PubMed	19,717	7,963	500	3	Homophily	Co-citation
Cora-CA	2,708	1,072	1,433	7	Homophily	Co-author
DBLP-CA	41,302	22,363	1,425	6	Homophily	Co-author
Warmart	88,860	69,906	100	11	Homophily	Co-purchasing
Trivago	172,738	233,202	300	160	Homophily	Co-click
Actor	16,255	10,164	50	3	Heterophily	Co-occurrence
Ratings	22,299	2,090	111	5	Heterophily	Co-purchasing
Gamers	16,812	2,627	7	2	Heterophily	Co-create
Pokec	14,998	2,406	65	2	Heterophily	Co-friendship
Yelp	50,758	679,302	1,862	9	Heterophily	Co-visit

- **Bail** (Wei et al., 2022): The nodes in the datasets are defendants who got released on bail at the U.S state courts during 1990- 2009 (Jordan & Freiburger, 2015). Hyperedges are constructed based on the similarity of past criminal records among individuals. The task is to classify whether defendants are on bail or not with the sensitive attribute "race" (White/Black).
- **Credit Defaulter (Credit)** (Wei et al., 2022): The nodes in the dataset represent credit card users, and hyperedges are formed based on the similarity of users' spending and payment patterns. The task is to classify the default status with the sensitive attribute "age" ($\{25/_{\geq}25\}$).

Graph-level Datasets

- **RHG-10/RHG-3** (Feng et al., 2024): RHG-10 dataset encompasses ten distinct synthetic factor hypergraph structures (i.e., Hyper Flower, Hyper Pyramid, Hyper Checked Table, Hyper Wheel, Hyper Lattice, Hyper Windmill, Hyper Firm Pyramid, Hyper RChecked Table, Hyper Cycle, and Hyper Fern). To evaluate the algorithm's ability to recognize significant high-order structures, RHG-3 dataset is constructed by randomly generating hypergraphs for three distinctively various hypergraph structures: hyper-pyramid, hyper-check-table, and hyper-wheel.
- **IMDB-Dir-Form/IMDB-Dir-Genre** (Feng et al., 2024): These two datasets contain hypergraphs constructed by the co-director relationship from the original IMDB dataset. The director of each movie is a hypergraph. "Form" included in the dataset's name indicates that the movie category is identified by its form, like animation, documentary, and drama. "Genre" denotes the movie is classified by its genres, like adventure, crime, and family.
- **Stream-Player** (Feng et al., 2024): The Steam-Player dataset is a player dataset where each player is a hypergraph. The vertex is the games played by the player, and the hyperedge is constructed by linking the games with shared tags. The target of the dataset is to identify each user's preference: single-player-game or multi-player-game.
- **Twitter-Friend** (Feng et al., 2024): The Twitter-Friend dataset is a social media dataset. Each hypergraph is the friends of a specified user. The hyperedge is constructed by linking the users who are friends. The label associated with the hypergraph is to identify whether the user posted the blog about "National Dog Day" or "Respect Tyler Joseph".

A.2 DETAILED DESCRIPTION OF ALGORITHMS

In our developed DHG-Bench, we integrate 16 state-of-the-art HNN algorithms, including 10 spectral-based methods, 4 spatial-based methods, and 2 tensor-based methods. Specifically, we introduce all the HNN models as follows.

Spectral-based HNN Models

- **HGNN** (Feng et al., 2019): HGNN is a framework for representation learning that extends spectral convolution to hypergraphs. By leveraging the hypergraph Laplacian and approximating spectral

Table A2: Statistics of fairness-sensitive datasets.

Datasets	German Credit	Bail	Credit Defaulter
Nodes	1000	18876	30000
Edges	1000	18876	30000
Features	27	18	13
Sens Attribute	Gender	Race	Age
Labels	Credit status	Bail decision	Future default

Table A3: Statistics of graph-level datasets. Avg. V , E , and $|e|$ represent the average number of nodes, hyperedges, and hyperedge sizes, respectively.

Datasets	Hypergraphs	Avg. V	Avg. E	Avg. $ e $	Classes
RHG-10	2,000	31.3	29.8	5.2	10
RHG-3	1,500	35.5	17.9	6.9	3
IMDB-Dir-Form	1,869	15.7	39.2	3.7	3
IMDB-Dir-Genre	3,393	17.3	36.4	3.8	3
Stream-Player	2,048	13.8	46.4	4.5	2
Twitter-Friend	1,310	21.6	84.3	4.3	2

filters with truncated Chebyshev polynomials, it effectively captures high-order correlations inherent in complex data.

- **HyperGCN** (Yadati et al., 2019): HyperGCN approximates each hyperedge of the hypergraph by a set of pairwise edges connecting the vertices of the hyperedge and treats the learning problem as a graph learning problem on the approximation.
- **HCHA** (Bai et al., 2021): HCHA is a hypergraph neural network that introduces two end-to-end trainable operators: hypergraph convolution and hypergraph attention. Hypergraph convolution efficiently propagates information by leveraging high-order relationships and local clustering structures, with standard graph convolution shown as a special case. Hypergraph attention further enhances representation learning by dynamically adjusting hyperedge connections through an attention mechanism, enabling task-relevant information aggregation and yielding more discriminative node embeddings.
- **LEGCN** (Yang et al., 2022): LEGCN is a hypergraph learning model based on the Line Expansion (LE). By modeling vertex-hyperedge pairs, LEGCN bijectively transforms a hypergraph into a simple graph, preserving the symmetric co-occurrence structure and avoiding information loss. This enables existing graph learning algorithms to operate directly on hypergraphs.
- **HyperND** (Prokopchik et al., 2022): HyperND develops a nonlinear diffusion process on hypergraphs that spreads both features and labels following the hypergraph structure. The novel diffusion can incorporate a broad class of nonlinearities to increase the modeling capability, and the limiting point serves as a node embedding from which we make predictions with a linear model.
- **PhenomNN** (Wang et al., 2023b): PhenomNN is a hypergraph learning framework grounded in a family of expressive, parameterized hypergraph-regularized energy functions. It formulates node embeddings as the minimizers of these energy functions, which are optimized jointly with a parameterized classifier through a supervised bilevel optimization process. This approach provides a principled way to model high-order relationships in hypergraphs while enabling end-to-end training.
- **SheafHyperGNN** (Duta et al., 2023): SheafHyperGNN introduces a cellular sheaf framework for hypergraphs, enabling the modeling of complex dynamics while preserving their higher-order connectivity. Then, it generalizes the two commonly used hypergraph Laplacians to incorporate the richer structure sheaves offer and construct two powerful neural networks capable of inferring and processing hypergraph sheaf structure.

- **HJRL** (Yan et al., 2024): HJRL introduces a novel cross expansion method, which transforms both hypervertices and edges of a hypergraph to vertices in a standard graph. Then, a joint learning model is proposed to embed both hypervertices and hyperedges into a shared representation space. In addition, the algorithm employs a hypergraph reconstruction objective to preserve structure information in the model.
- **TF-HNN** (Tang et al., 2025): TF-HNN is the first model to decouple hypergraph structural processing from model training, substantially improving training efficiency. Specifically, it introduces a unified, training-free message-passing module (TF-MP-Module) by identifying feature aggregation as the core operation in HNNs. The TF-MP-Module removes learnable parameters and nonlinear activations, and compresses multi-layer propagation into a single step, offering a simplified and efficient alternative to existing architectures.
- **DPHGNN** (Saxena et al., 2024): DPHGNN is a hybrid spectral-spatial framework designed for effective feature representation in resource-constrained hypergraph settings. It introduces equivariant operator learning to capture lower-order semantics by inducing topology-aware inductive biases. It employs a dual-layered feature update mechanism: a static update layer provides spectral biases and relational features, while a dynamic update layer fuses explicitly aggregated features from the underlying graph topology into the hypergraph message-passing process.

Spatial-based HNN Models

- **HNHN** (Dong et al., 2020): HNHN is a hypergraph convolution network with nonlinear activation functions applied to both hypernodes and hyperedges, combined with a normalization scheme that can flexibly adjust the importance of high cardinality hyperedges and high-degree vertices depending on the dataset.
- **UniGNN** (Huang & Yang, 2021): UniGNN is a unified message-passing framework that generalizes standard GNNs to hypergraphs. It models the two-stage aggregation process by first computing hyperedge representations using a permutation-invariant function over the features of incident vertices, and then updating each vertex by aggregating its associated hyperedge representations. This formulation enables seamless adaptation of existing GNN architectures to hypergraph structures.
- **AllSetTransformer** (Chien et al., 2022): AllSet is a novel HNN paradigm that implements HNN layers as compositions of two multiset functions. The AllSetTransformer integrates powerful Set Transformer (Lee et al., 2019) in the design of the specialized HNN, enabling greater modeling flexibility and enhanced expressive power.
- **ED-HNN** (Wang et al., 2023a): ED-HNN is a HNN architecture designed to approximate any continuous, permutation-equivariant hypergraph diffusion operator. The model is efficiently implemented by combining the star expansion (bipartite representation) of hypergraphs with standard message passing neural networks, and supports scalable training via shared weights across layers.

Tensor-based HNN Models

- **EHNN** (Kim et al., 2022): EHNN is the first framework to realize equivariant GNNs for general hypergraph learning. It establishes a connection between sparse hypergraphs and dense, fixed-order tensors, enabling the design of a maximally expressive equivariant linear layer. To ensure scalability and generalization to arbitrary hyperedge orders, EHNN further introduces hypernetwork-based parameter sharing.
- **T-HyperGNN** (Wang et al., 2024a): T-HyperGNN is a general framework that integrates tensor hypergraph signal processing (t-HGSP) (Pena-Pena et al., 2023) to encode hypergraph structures using tensors. It models node interactions through multiplicative interaction tensors, elevating aggregation from traditional linear operations to higher-order polynomial mappings, thereby enhancing expressive power. To ensure scalability, T-HyperGNN introduces tensor-message-passing by exploiting tensor sparsity, enabling efficient processing of large hypergraphs with computational and memory costs comparable to matrix-based HNNs.

Table A4: Table A3: Hyperparameter search space of different methods

Method	Hyperparameter	Search Space
General Settings	Epochs	100, 200, 300, 400, 500, 800, 1000
	Learning Rate	0.1, 0.01, 0.001, 0.0001
	Layers	1, 2, 3, 4
	Dropout Rate	0, 0.1, 0.2, 0.3, 0.4, 0.5, 0.6, 0.7, 0.8
	Weight Decay	0, 0.0005
	Hidden Units	64, 128, 256, 512, 1024
	Activation	LeakyReLU, ReLU, PReLU, Sigmoid, Softmax
	Hyperedge Pooling	max, mean, max-min
	Hypergraph Pooling	max, mean
HCHA	heads	1, 2, 4, 8, 16
HyperND	HyperND_ord	1, 2, 3, 5, 10
	HyperND_tol	0.001, 0.0001, 0.00001, 0.000001
	HyperND_steps	50, 100, 150, 200
	alpha	0, 0.1, 0.2, 0.3, 0.4, 0.5, 0.6, 0.7, 0.8, 0.9
HJRL	λ_0	0.001, 0.01, 0.1, 1, 10
PhenomNN	λ_0	0, 0.1, 1, 10, 20, 50, 80, 100
	λ_1	0, 0.1, 1, 10, 20, 50, 80, 100
	prop_steps	2, 4, 8, 16, 32, 64, 128
	alpha	0, 0.1, 0.2, 0.3, 0.4, 0.5, 0.6, 0.7, 0.8, 0.9
SheafHyperGNN	init_hedge	'rand', 'avg'
	sheaf_pred_block	'MLP_var1', 'MLP_var2', 'MLP_var3', 'cp_decomp'
	sheaf_transformer_head	1, 2, 4, 8, 16
TFHNN	stalk_dim	1, 2, 4, 8
	mlp_hidden_size	64, 128, 256, 512, 1024
HNHN	mlp_num_layers	1, 2, 3, 4
	alpha	-3.0, -2.5, -2.0, -1.5, -1.0, -0.5, 0.0, 0.5
UniGNN	beta	-2.5, -2.0, -1.5, -1.0, -0.5, 0.0, 0.5, 1.0
	alpha	0, 0.1, 0.2, 0.3, 0.4, 0.5, 0.8, 0.9
AllSetTransformer	beta	0, 0.1, 0.2, 0.3, 0.4, 0.5, 0.8, 0.9
	attention_heads	1, 2, 4, 8, 16
EDHNN	alpha	0, 0.1, 0.2, 0.3, 0.4, 0.5, 0.6, 0.7, 0.8, 0.9
DPHGNN	attention_heads	1, 2, 4, 8, 16
EHNN	ehnn_qk_channels	64, 128, 256
	ehnn_n_heads	1, 2, 4, 8, 16
	ehnn_pe_dim	64, 128
	ehnn_inner_channel	64, 128, 256
	ehnn_hidden_channel	64, 128, 256
T-HyperGNN	M: maximum cardinality	1, 2, 3, 4, 5
	combine	concat, sum

B ADDITIONAL EXPERIMENTAL DETAILS

B.1 GENERAL EXPERIMENTAL SETTINGS

We strive to follow the original implementations of various HNN methods from their respective papers or source codes and integrate them into a unified training and evaluation framework. All parameters are randomly initialized. We use the cross-entropy loss function (Mao et al., 2023) for all

three benchmark classification tasks. Adam optimizer (Kingma, 2014) is adopted with an appropriate learning rate and weight decay to achieve the best performance on the validation split. We repeat all experiments five times and report the average results along with standard deviations.

B.2 EVALUATION METRICS

We incorporate a variety of metrics to ensure a comprehensive benchmark evaluation across different tasks.

For node classification task, we adopt widely-used Accuracy (Acc) (Feng et al., 2019; Chien et al., 2022; Wang et al., 2025) to measure the predictive capacity of each HNN algorithm. As for fairness evaluation, we utilize two widely used group fairness metrics: demographic parity (Δ_{DP}) (Dwork et al., 2012), and equalized odds (Δ_{EO}) (Hardt et al., 2016). Specifically, Δ_{DP} is defined as the acceptance rate difference between the two sensitive groups, which can be formulated as:

$$\Delta_{DP} = |\mathbb{P}(\hat{y} = 1|s = 0) - \mathbb{P}(\hat{y} = 1|s = 1)|, \quad (1)$$

where \hat{y} denotes predicted node label and s is the sensitive attribute. Similarly, Δ_{EO} quantifies the disparity in predictions by further conditioning on the ground truth y , formulated as:

$$\Delta_{EO} = |\mathbb{P}(\hat{y} = 1|y = 1, s = 0) - \mathbb{P}(\hat{y} = 1|y = 1, s = 1)|. \quad (2)$$

Both metrics are estimated on the test dataset. Lower values of Δ_{DP} and Δ_{EO} indicate better fairness.

For hyperedge prediction task, following (Hwang et al., 2022; Ko et al., 2025; Yu et al., 2025), we use AUROC (Area Under the Receiver Operating Characteristic Curve) and AP (Average Precision), where higher values of these metrics indicate stronger hyperedge prediction performance.

For the hypergraph classification task, following (Feng et al., 2024), we report both accuracy and macro-F1 score, where macro-F1 provides a balanced assessment of classification performance across all classes, especially in the presence of class imbalance.

B.3 HYPERPARAMETER SETTING

We carefully tune hyperparameters to ensure a rigorous and unbiased evaluation of the integrated HNN methods. For algorithms without explicit hyperparameter guidelines in their original papers or source code, we perform a grid search to identify optimal configurations. The search spaces are provided in Table A4. For detailed interpretations, please refer to the corresponding papers. All complete hyperparameter configurations are available in our publicly released GitHub repository.

B.4 EXPERIMENTAL ENVIRONMENT

All the experiments are conducted with the following computational resources and configurations:

- Operating system: Ubuntu 24.04 LTS.
- CPU information: Intel(R) Xeon(R) Silver 4208 CPU @ 2.10GHz with 128G Memory.
- GPU information: Quadro RTX 6000 with 24GB of Memory.
- Software: CUDA 12.1, Python 3.9.21, Pytorch (Paszke et al., 2019) 2.2.2, Pytorch Geometric (Fey & Lenssen, 2019) 2.6.1.

C REPRODUCIBILITY

Accessibility. All the datasets, algorithm implementations, experimental settings, and hyperparameter configurations are publicly available in our open-source library DHG-Bench at <https://github.com/Coco-Hut/DHG-Bench>.

License. Our package (codes and datasets) is licensed under the MIT License. This license permits users to freely use, copy, modify, merge, publish, distribute, sublicense, and sell copies of the software, provided that the original copyright notice and permission notice are included in all copies

or substantial portions of the software. The MIT License is widely accepted for its simplicity and permissive terms, ensuring ease of use and contribution to the codes and datasets. We bear all responsibility in case of violation of rights, etc, and confirmation of the data license.

Code Maintenance. We are committed to continuously updating our code and actively addressing users’ issues and feedback. Additionally, we warmly welcome community contributions to enhance our library and benchmark algorithms. Nonetheless, we will enforce strict version control measures to ensure reproducibility throughout the maintenance process.

D FURTHER DISCUSSIONS

D.1 RELATED WORKS.

Deep hypergraph learning (DHGL) have emerged as a powerful tool for mining the knowledge of higher-order interactions, which are pervasive in real-world complex systems and applications. Kim et al. (Kim et al., 2024b) recently present the first survey dedicated to HNNs, with an in-depth and step-by-step guide. The survey comprehensively reviews existing HNN architectures, training strategies, and applications, establishing a foundational understanding crucial for advancing the field of DHGL. However, systematic and comprehensive evaluations of HNN algorithms remain scarce. HyFER (Hwang et al., 2021) represents the first well-structured framework for fair HNN algorithm comparison, modularizing the training process into data, model, and task components. Moreover, to address the scalability problem that most existing implementations suffer from, HyFER is built on top of Deep Graph Library (DGL) (Wang et al., 2019), which is a highly-efficient open-sourced library for GNNs. THU-DH (Gao et al., 2022) is an open-source PyTorch-based toolbox designed for general HNNs. It supports various hypergraph pre-processing methods (e.g., sampling, expansion) and convolution operators, facilitating the evaluation of HNNs.

Despite the progress made by these benchmarks, their inherent limitations render it impossible to conduct a comprehensive and fair comparison across various HNN algorithms. Firstly, Existing benchmarks primarily focus on node- and edge-level datasets, while overlooking graph-level datasets. Moreover, the node-level datasets they employ are predominantly homophilic. For example, HyFER conducts benchmark evaluation using only four homophilic academic networks. Secondly, the algorithmic coverage of current benchmarks is limited. For instance, HyFER implements only three HNN models, while THU-DH supports only a subset of methods proposed before 2022, thus excluding many recent SOTA approaches. Thirdly, Existing benchmarks mainly focus on model effectiveness (e.g., accuracy), while overlooking other critical aspects such as efficiency and complexity. Additionally, robustness and fairness are essential for trustworthy HNN applications, yet are rarely evaluated. Finally, existing studies adopt inconsistent experimental protocols, including variations in hyperparameter settings, initialization procedures, and convergence criteria, which can affect reproducibility and the reliability of cross-study comparisons. To address these issues, we introduce DHG-Bench, a more comprehensive and fair benchmark for HNNs, aiming to advance the state of the art and provide deeper insights into the challenges and opportunities of deep hypergraph learning.

D.2 LIMITATIONS.

DHG-Bench has several limitations that we aim to address in our future work.

Our current benchmark is limited to a specific set of tasks, which might not reflect the full potential and versatility of HNN models. By incorporate novel benchmark tasks (e.g., hyperedge disambiguation (Kim et al., 2023), edge-dependent node classification (Choe et al., 2023), and hyperlink prediction (Tang et al., 2025)), we can gain a deeper understanding of the progress in the field and provide insights into how different algorithms perform across diverse applications.

Due to resource constraints and the availability of implementations, we could not include some of the latest state-of-the-art HNNs in our benchmark. This might impact the comprehensiveness of our evaluation, as some promising methods are not represented. We aim to address this by continuously updating our package and incorporating these algorithms as they become available.

Our current benchmark primarily focuses on the semi-supervised learning paradigm. However, task-specific labels are often scarce in real-world scenarios, and deep models are prone to overfitting when trained with such limited supervision signals (Li et al., 2024a). In future evaluations, we plan to incorporate recently proposed hypergraph self-supervised learning methods (Wei et al., 2022; Lee & Shin, 2023; Li et al., 2024a; Kim et al., 2024a; Lee et al., 2024) to provide insights into HNNs’ robustness in label-scarce settings and their ability to learn transferable representations without heavy reliance on supervision.