

What Matters for Bioacoustic Encoding

Marius Miron^{†*}, David Robinson^{†*}, Milad Alizadeh[†], Ellen Gilsenan-McMahon[†], Gagan Narula[†], Emmanuel Chemla, Maddie Cusimano, Felix Effenberger, Masato Hagiwara, Benjamin Hoffman, Sara Keen, Diane Kim, Jane Lawton, Jen-Yu Liu, Aza Raskin, Olivier Pietquin^{†‡}, and Matthieu Geist^{†‡}

Earth Species Project

Abstract

Bioacoustics, the study of sounds produced by living organisms, plays a vital role in conservation, biodiversity monitoring, and behavioral studies. Many tasks in this field, such as species, individual, and behavior classification and detection, are well-suited to machine learning. However, they often suffer from limited annotated data, highlighting the need for a general-purpose bioacoustic encoder capable of extracting useful representations for diverse downstream tasks. Such encoders have been proposed before, but are often limited in scope due to a focus on a narrow range of species (typically birds), and a reliance on a single model architecture or training paradigm. Moreover, they are usually evaluated on a small set of tasks and datasets. In this work, we present a large-scale empirical study that covers aspects of bioacoustics that are relevant to research but have previously been scarcely considered: training data diversity and scale, model architectures and training recipes, and the breadth of evaluation tasks and datasets. We obtain encoders that are state-of-the-art on the existing and proposed benchmarks. We also identify *what matters* for training these encoders, such that this work can be extended when more data are available or better architectures are proposed. Specifically, across 26 datasets with tasks including species classification, detection, individual ID, and vocal repertoire discovery, we find self-supervised pre-training followed by supervised post-training on a mixed bioacoustics + general-audio corpus yields the strongest in- and out-of-distribution performance. We show the importance of data diversity in both stages. To support ongoing research and application, we will release the model checkpoints.

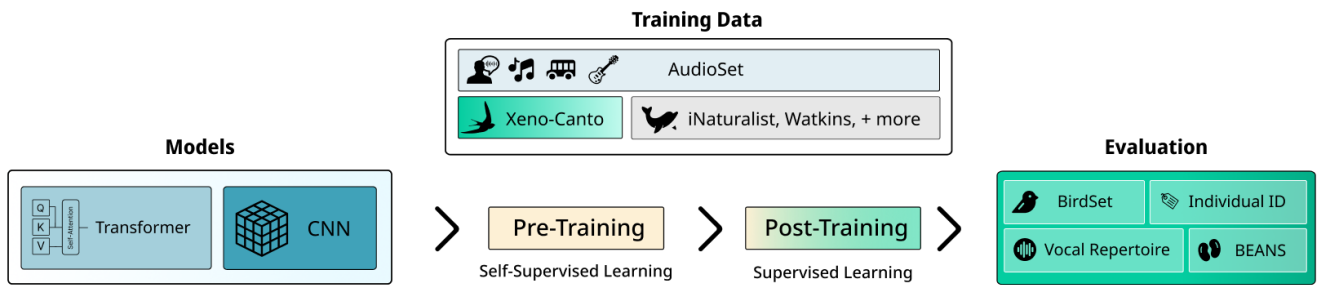


Figure 1: Our empirical study diagram, assessing (1) models, (2) training data, (3) training paradigms, and proposing an (4) extended evaluation data and methodology.

1 Introduction

Bioacoustics is the study of animal sound production and perception (Bradbury & Vehrencamp, 1998). It is a crucial component for understanding animal behavior (Fischer et al., 2013), for biodiversity monitoring and conservation

*Equal contribution, corresponding authors: marius@earthspecies.org, david@earthspecies.org

†Equal senior contribution

‡Core authors

efforts (Rutz et al., 2023; Stevens et al., 2024), and for modeling the mechanisms underlying animal communication (Bradbury & Vehrencamp, 1998). A variety of common tasks in bioacoustics are used to support these efforts: sound event detection or classification of species, individuals, call-types, and behaviors.

All of these tasks are well-suited for a machine learning approach. Machine learning and deep learning are now commonly used for bioacoustics (Stowell, 2022), and have enabled discoveries such as the use of specialized vocalizations for labeling conspecifics in marmosets (Oren et al., 2024) or elephants Pardo et al. (2024). However, due to unavoidable challenges in data collection and annotation, these studies generally rely on small datasets strongly labeled on a few species and individuals (Stowell, 2022). The resulting bioacoustic machine learning models are then usually designed for specific tasks and species (Dufourq et al., 2021; Cauzinille et al., 2024), limiting their generalizability.

However, large amounts of unannotated or weakly labeled bioacoustic data are recorded regularly, especially through Passive Acoustic Monitoring (PAM) (Gibb et al., 2019), and citizen science platforms such as Xeno-Canto (Vellinga & Planqué, 2015) or iNaturalist (Chasmai et al., 2024). These data can be leveraged to train a bioacoustic encoder, which can then be deployed in downstream tasks, as bioacoustic features (*e.g.* for linear probing or clustering) or finetuning the whole model, among other options. Two such classic and state-of-the-art bioacoustic encoders are BirdNet (Kahl et al., 2021) and Perch (Ghani et al., 2023) which have been applied to downstream application tasks such as multi-taxa species retrieval and detection (Pérez-Granados, 2023; Dumoulin et al., 2025; Ghani et al., 2023).

Other bioacoustic encoders have been proposed, to be reviewed in the next section. They have in common a supervised learning approach, usually limited to a single taxonomic group, with notable exceptions including SurfPerch (Williams et al., 2024) and recently the models of iNatSounds (Chasmai et al., 2025). Moreover, they evaluate the quality of the learned representations on a limited set of downstream tasks and datasets. Typically they solely evaluate on species classification, with their training and test data containing the same species, often with an out-of-distribution effect, as training datasets typically consists of focal recordings, while evaluation datasets are soundscape recordings (Rauch et al., 2025b). In contrast, real-world bioacoustic applications require encoders that generalize effectively across diverse species and tasks, often beyond those explicitly seen during training. For example, researchers may need to recognize previously unobserved species, identify individual animals from limited vocal data, or characterize animal vocal repertoires without extensive annotations. Evaluating models on such diverse and realistic scenarios is critical, yet building and measuring the performance of encoders that generalize across these conditions remains underexplored in current works.

Our main contribution is an empirical study assessing what components matter most for training a generalizable bioacoustic encoder. We systematically investigate (1) model architectures, (2) data-mixes, and (3) training paradigms under a (4) broadened evaluation methodology. **(1)** Specifically, in terms of models we compare CNN-based (LeCun et al., 1989) and transformer-based (Vaswani et al., 2017) architectures alongside their associated learning approaches: supervised and self-supervised. **(2)** On the data mix aspect, we train and evaluate across a broader and more taxonomically diverse bioacoustic dataset than previous work, examining the impact of incorporating general audio data such as AudioSet (Gemmeke et al., 2017). **(3)** Additionally, we explore sequential training paradigms (“training recipes”), pre-training and post-training, including self-supervised and supervised learning, and assess the influence of non-bioacoustic audio data at different training stages. **(4)** By evaluating these models across established benchmarks BEANS (Hagiwara et al., 2023), and BirdSet (Rauch et al., 2025b) alongside newly curated datasets assessing generalization to challenging real-world tasks, we provide a clearer picture of the conditions that enhance bioacoustic representation learning.

We find that under comparable training conditions, self-supervised models achieve strong out-of-distribution generalization yet under-perform supervised models on in-distribution tasks, and that incorporating general audio into bioacoustic training significantly improves model transferability. Sequential self-supervised and supervised learning yields strong performance both in and out-of-distribution. Leveraging these insights, we propose a set of training recipes and models that achieve state-of-the-art results overall on our extensive evaluation benchmark, offering a versatile encoder for bioacoustic research.

2 Related Work

An extensive number of works propose audio and speech encoders, most of them transformer-based, such as Wav2vec (Baevski et al., 2020), HuBERT (Hsu et al., 2021), AudioMAE (Huang et al., 2022), BEATs (Chen et al., 2023) or EAT (Chen et al., 2024). Several bioacoustic-specific encoders have also been developed: BirdNet (Kahl et al., 2021) and Perch (Ghani et al., 2023) build upon an EfficientNet (EffNet) architecture (Tan & Le, 2021), a CNN-based vision neural network pre-trained on ImageNet (Russakovsky et al., 2015) taking audio spectrograms as input. Transformer-based bioacoustic models include AVES (Hagiwara, 2023) based on HuBERT, Animal2Vec (Schäfer-Zimmermann et al., 2024) based on data2vec (Baevski et al., 2023), BirdMAE (Rauch et al., 2025a) based on AudioMAE with modified decoder architecture, and TweetyBert (Vengrovski et al., 2025) inspired by BERT (Devlin et al., 2019). However, within bioacoustics these approaches lack systematic comparison across different architectures with standardized pipelines. In contrast, we compare with a wide range of encoder baselines and aim to have a fair comparison across different architectures, with minimal changes and near-identical pipelines.

Audio encoders are key in training text-informed models for bioacoustics. BioLingual (Robinson et al., 2024) learns a common representation for text and bioacoustics, inspired by CLAP-LAION (Wu et al., 2023). It allows to perform tasks like zero-shot species classification or text-to-audio retrieval, while a bioacoustic encoder requires further learning (like linear probing). NatureLM-audio (Robinson et al., 2025) is a large audio-language model for bioacoustics, adding audio as input to a Llama 3 model (Grattafiori et al., 2024) through a BEATs audio encoder and a Q-former (Li et al., 2023). In this work, we focus on bioacoustic encoders, and this line of work is complementary to text-informed or large language models, in the sense these models could benefit from a better encoder. It can also be considered as a “post-training” stage for any bioacoustic encoder, that can then be extracted to be used in downstream bioacoustic tasks, for example doing linear probing. As a baseline, we consider extracting the BEATs encoder of NatureLM-audio, which was unfrozen during training on large-scale bioacoustic data.

In terms of data composition, existing bioacoustic encoders typically use limited data sources: BirdNet and Perch are post-trained on bird data mostly from Xeno-Canto, while Williams et al. (2024) extended Perch to Surfperch by adding coral reef bioacoustic data. Animal2Vec focuses specifically on meerkats data, and TweetyBert on canary song. General audio encoders are evaluated in extensive audio (Turian et al., 2022) and speech benchmarks (Yang et al., 2021) but contain little bioacoustic data in their training mix. While these general-purpose encoders can be used for bioacoustic tasks, Sarkar & Doss (2025) found that pre-training on bioacoustic data provides only marginal improvements, though other studies reach different conclusions (Ghani et al., 2023; Rauch et al., 2025a). Our work differs by considering larger and more taxonomically diverse bioacoustic training data, examining the impact of adding general audio data alongside bioacoustic data, and evaluating the impact of data mix under fair settings rather than only evaluating pre-existing models.

Regarding the training paradigm, current bioacoustic modeling approaches use either self-supervised learning (AVES, Animal2Vec, BirdMAE, TweetyBert) or supervised learning (BirdNet, Perch, Surfperch) exclusively. However, no existing work systematically explores the combination of both paradigms or examines the impact of including bioacoustic data at different training stages. We address this gap by considering the combination of both self-supervised and supervised learning. To that extent, our pre- and post-training formalization may be seen as a form of curriculum learning (Bengio et al., 2009) with two stages, similar to the iterative training of BEATs and commonly used in training LLMs (Robinson et al., 2025).

Bioacoustic encoders have been evaluated primarily in the context of species classification and detection (Rauch et al., 2025b; Hamer et al., 2023; Ghani et al., 2023; Chasmai et al., 2025; Kather et al., 2025) while other important tasks such as vocal repertoire discovery (Anikin et al., 2018) or individual identification (Stowell et al., 2019) have been scarcely addressed. These tasks, which are critical to the study of animal communication yet lack large-scale annotated data, are a natural test-bed for generalization of learned representations. Research on these two topics has so far used a limited number of private datasets or has not compared with state-of-the-art bioacoustic encoders (Best et al., 2023; Nolasco et al., 2025; Stowell et al., 2019; Wierucka et al., 2025). To give a broader overview of the capabilities of a bioacoustic encoder, we address these limitations by adding 8 public datasets, not considered in any previous benchmark. Further, related work from Kather et al. (2025) and from Best et al. (2023) has gained insight into bioacoustic encoders by analyzing their embeddings with clustering metrics, including a qualitative finding that self-supervised encoders better generalized from birds to frogs. We introduce a similar evaluation methodology,

enhancing BEANS (Hagiwara et al., 2023) and BirdSet (Rauch et al., 2025b) with clustering and retrieval metrics, scaling a related analysis from two datasets to twenty-six. For a comparison with current bioacoustics benchmarks, we present Table 1, which includes training and evaluation configurations.

Table 1: Training and evaluation data comparison the the papers comparing audio encoders across multiple species benchmarks. The benchmarks in Robinson et al. (2025) were reframed for zero-shot learning.

Dataset	Papers								
	Ours	Robinson et al. (2025)	Robinson et al. (2024)	Hagiwara (2023)	Rauch et al. (2025b)	Rauch et al. (2025a)	Ghani et al. (2023)	Williams et al. (2024)	Hamer et al. (2023)
Pre-training Data									
AS									
XC									
WTK									
ASA									
INAT									
Post-training Data									
AS									
XC									
WTK									
ASA									
INAT									
BEANS Classification									
DOG									
BAT									
HBDB									
CBI									
BWTK									
BEANS Detection									
ENA									
RFCX									
HIC									
GIB									
DCASE									
BirdSet									
POW									
PER									
NBP									
HSN									
UHH									
SNE									
SSW									
Individual ID									
PIP									
CHIF									
MAC									
OWL									
Vocal Repertoire									
ZFIN									
OTT									
BFIN									
ORCA									
Other data		6					3		

3 Methods

This section provides the details of our empirical study which we summarize in Figure 1. We describe first our training data, then our set of evaluation tasks and datasets, before providing the list of considered baselines, models and training recipes.

3.1 Training Data

State-of-the art bioacoustic encoders are either trained in a self-supervised manner on large datasets comprising general audio (Hagiwara, 2023) and birds (Rauch et al., 2025a), or in a supervised manner to predict the species in focal recordings of birds (Rauch et al., 2025b; Hamer et al., 2023; Van Merriënboer et al., 2024; Rauch et al., 2025a; Ghani et al., 2023). We extend these paradigms by comparing the self-supervised and supervised learning on both

Table 2: Datasets used in pre-training and post-training. ^a denotes datasets used solely in ablations.

Dataset	# Hours	Description
AudioSet (Gemmeke et al., 2017)	5700	general audio
Xeno-canto (Vellinga & Planqué, 2015)	10416	birds
iNaturalist (Chasmai et al., 2024)	1539	diverse taxa
Watkins (Sayigh et al., 2016)	27	marine mammals
Animal Sound Archive (Museum für Naturkunde Berlin)	78	diverse taxa
Sapsucker Woods ^a (Kahl et al., 2022a)	285	birds
WABAD ^a (Pérez-Granados et al., 2025)	84	birds

types of data, general audio and bioacoustic data, both comprising labels. The data are used for two approaches, self-supervised learning (in which case the labels are ignored) and supervised learning. The general audio dataset is AudioSet (Gemmeke et al., 2017) comprising labels for sound event detection within the AudioSet ontology. With respect to bioacoustics data, we compile a large dataset from multiple sources, including Xeno-canto (Vellinga & Planqué, 2015), the largest source of bird signals, iNaturalist (Chasmai et al., 2024), Animal Sound Archive (Museum für Naturkunde Berlin), which includes diverse taxa, and the Watkins Marine Mammal database “all cuts” (Sayigh et al., 2016) offering the most diverse collection of marine mammal signals. Outside of our core training mix, we consider additional bioacoustic soundscape datasets to study their effect on the learned representations, in particular WABAD (Pérez-Granados et al., 2025) and Sapsucker Woods (Kahl et al., 2022a). To join diverse bioacoustic datasets, we curate species’ scientific names and link all species to a common taxonomic backbone (GBIF) (Telenius, 2011). We summarize the training data in Table 2.

We train models with noise augmentation (see Section 3.3) using non-animal environmental sounds from the following datasets: ShipsEar (Santos-Domínguez et al., 2016), Deepship (Irfan et al., 2021) and Orcalab (Poupard et al., 2020), FSD50K (Fonseca et al., 2021), Urbansound (Salamon & Jacoby, 2014), TUT2016 (Mesaros et al., 2016b), IDMT (Abeßer et al., 2021), Demand (Thiemann et al., 2013), and Wham (Wichern et al., 2019).

3.2 Pre-existing Encoders

We consider various pre-existing encoders, as baselines and for further benchmarking and analysis. First, we consider general audio encoders, more specifically BEATs (Chen et al., 2023) and EAT (Chen et al., 2024), BEATs because it is a state-of-the-art encoder, and EAT because we will modify its self-supervised training recipe; Chen et al. (2023) do not provide the training code, only trained checkpoints, and EAT is a good and (fully) open-sourced model.

We also include bioacoustic encoders as baselines, namely BirdNet (Kahl et al., 2021) and Perch (Ghani et al., 2023) as state-of-the-art baselines. In addition, we evaluate SurfPerch (Williams et al., 2024) because it uses more diverse taxa in training. We also consider AVES (Hagiwara, 2023) as a representative self-supervised model for bioacoustics.

For the last baseline, we extract the BEATs encoder from NatureLM-audio (Robinson et al., 2025), that we call NatureBEATs, as a representative of an unorthodox post-trained encoder. Comparing it to BEATs can provide clues about the influence of text-audio training and of post-training with bioacoustic data, in addition to the experiments to be described now.

3.3 Proposed Models and Training Recipes

We provide a summary of the models we train according to data used in pre- and post-training in Table 4.

As explained before, both BirdNet and Perch build upon an EffNet pre-trained on ImageNet and post-trained on (mostly) Xeno-Canto, using a multi-label supervised learning loss. To mimic this approach, we also consider an EffNet architecture, with a checkpoint pre-trained on ImageNet, which we post-train with supervised learning and a binary cross-entropy loss. To assess the utility of using bioacoustic data, possibly complemented by general audio data, we consider post-training this model on bioacoustic data only, on AudioSet only, or on both. The version post-trained solely on bioacoustic data is reminiscent of BirdNet or Perch, even if it is not an apple-to-apple comparison

Table 3: Evaluation benchmarks and datasets included in our evaluation, along with the expanded evaluation methodologies used in each: linear probe, retrieval, and clustering. BEANS CLS and BEANS DET refer to BEANS classification and detection (Hagiwara et al., 2023). Individual ID and Repertoire are the newly added Individual Identification and Vocal Repertoire Discovery tasks.

Benchmark	Dataset	# Labels (type)	Evaluation methods
BEANS CLS	BWTK (Sayigh et al., 2016)	31 (marine mammal species)	Retrieval, Probe, Clustering
BEANS CLS	BAT (Prat et al., 2017)	10 (bat individuals)	Retrieval, Probe, Clustering
BEANS CLS	CBI (of Ornithology, 2020)	264 (bird species)	Retrieval, Probe, Clustering
BEANS CLS	DOG (Yin & McCowan, 2004)	10 (dog individuals)	Retrieval, Probe, Clustering
BEANS CLS	HBDB (Kiskin et al., 2021)	14 (mosquito species)	Retrieval, Probe, Clustering
BEANS DET	DCASE (Morfi et al., 2021)	20 (species)	Retrieval, Probe
BEANS DET	ENA (Chronister et al., 2021)	34 (bird species)	Retrieval, Probe
BEANS DET	HIC (Center, 2022)	1 (species)	Retrieval, Probe
BEANS DET	RFCX (LeBien et al., 2020)	24 (species)	Retrieval, Probe
BEANS DET	GIB (Dufourq et al., 2021)	3 (call types)	Retrieval, Probe
BirdSet	POW (Chronister et al., 2021)	49 (bird species)	Retrieval, Probe
BirdSet	PER (Hopping et al., 2024)	133 (bird species)	Retrieval, Probe
BirdSet	HSN (Clapp et al., 2023)	22 (bird species)	Retrieval, Probe
BirdSet	NBP (Morfi et al., 2019)	51 (bird species)	Retrieval, Probe
BirdSet	UHH (Navine et al., 2022)	27 (bird species)	Retrieval, Probe
BirdSet	NES (Vega-Hidalgo et al., 2023)	89 (bird species)	Retrieval, Probe
BirdSet	SNE (Kahl et al., 2022b)	56 (bird species)	Retrieval, Probe
Individual ID	PIP (Stowell et al., 2019)	10 (individuals)	Retrieval, Probe, Clustering
Individual ID	CHIF (Stowell et al., 2019)	13 (individuals)	Retrieval, Probe, Clustering
Individual ID	OWL (Stowell et al., 2019)	16 (individuals)	Retrieval, Probe, Clustering
Individual ID	MAC (Fukushima et al., 2015)	8 (individuals)	Retrieval, Probe, Clustering
Repertoire	ZFIN (Elie & Theunissen, 2016)	5 (call types)	Retrieval, Clustering
Repertoire	OTT (Mumm & Knörnschild, 2014)	32 (call types)	Retrieval, Clustering
Repertoire	BFIN (Cohen et al., 2020)	9 (call types)	Retrieval, Clustering
Repertoire	ORCA (Palmer et al., 2025)	25 (call types)	Retrieval, Clustering

(each model uses a different bioacoustic dataset, normalization method, sampling rate, spectrogram parameters, and augmentation details). We take advantage of the efficiency of the architecture to test various data-mixes, including the addition of soundscape data, and the ablation of large taxonomic subgroups such as birds, whales, or all non-birds. The results for this ablation are presented in Figures 4 and 5 in the Appendix.

Our approach does not rely specifically on the EffNet architecture. Therefore, we propose to do the post-training of another, transformer-based, audio encoder. We chose BEATs, as it is a state-of-the-art encoder, pre-trained on speech and general audio data with a self-supervised approach. We post-train it in a supervised manner on our bioacoustic data only, or on both bioacoustic data and AudioSet. We exclude post-training BEATs on AudioSet only as this corresponds to the public checkpoint BEATs (SFT).

We can also envision modifying the self-supervised pre-training phase. Unfortunately, the training code for BEATs is not available and is not straightforward to reproduce. Therefore, we turn to the EAT model (Chen et al., 2024), which

Table 4: Pre- and post-training datasets with resulting model checkpoints. [†] Indicates checkpoints released by prior work. “AS”=AudioSet. All post-trained EAT models use the EAT-all checkpoint as the base.

Arch.	Pre-train data	Pre-trained checkpoint	Post-train data	Resulting checkpoint(s)
EffNetB0	ImageNet [†]	–	Bio / All / AS	EffNetB0-bio, EffNetB0-all, EffNetB0-AS
BEATs	AS [†]	BEATs (pre) [†]	Bio / All / AS	sl-BEATs-bio, sl-BEATs-all, BEATs (SFT) [†]
EAT	AS [†]	EAT-base (pre) [†]	AS	EAT-base (SFT) [†]
EAT	Bio / All / AS	EAT-bio, EAT-all, EAT-AS	Bio / All	sl-EAT-bio, sl-EAT-all

also provides good results, is fully open-source, and has the advantage of being fast to train. We consider pre-training EAT without modifying its self-supervised learning approach (which is a mix of teacher distillation and reconstruction of masked patches of the spectrogram), on our bioacoustic data only, on AudioSet only, and on both. Then, we consider not post-training this model (to assess if post-training is useful, especially given that it is the same dataset, up to ignoring or not the labels), and also post-training it as before (bioacoustic data only, or bioacoustic data plus AudioSet). Similar to BEATs, we do not post-train EAT on AudioSet only as this matches an existing checkpoint, “EAT (SFT)”. We use the “EAT-all” SSL checkpoint as the basis for post-training.

For a fair comparison with pre-existing models we train and evaluate all our models at 16kHz, whilst we acknowledge that some species contain important auditory information above 8kHz and we plan to extend this study in future work. We evaluate Perch and BirdNet at their proposed sample rates 32kHz and 48 kHz, and to their advantage, they observe a broader frequency spectrogram than our base EffNet.

To increase generalization and robustness to noise of the learned representation we found it important to use two augmentations. Namely, during pre-training and post-training we add noise randomly with a probability of 0.5 at a random signal-to-noise ratio (SNR) sampled from a uniform distribution between -10dB and 20dB using the datasets introduced in Section 3.1. During post-training, with probability 0.5 we linearly mix random pairs of audio clips within a batch and set the target to the union of their labels (element-wise OR).

3.4 Evaluation Setup: Data, Tasks, and Metrics

We consider two tasks commonly addressed in the literature: **classification** on audio excerpts into discrete category labels and **detection** of events in longer audio files. We employ three distinct evaluation setups to assess model representations comprehensively. **Linear probing** trains a linear classifier on train split using time-averaged embeddings from the final layer of the model (excluding classification heads), and then evaluates this probe on the test split. **Retrieval evaluation** directly investigates model embedding spaces by treating each test set item as a query and ranking remaining items by cosine similarity. **Clustering evaluation** performs K-means with known cluster counts on single-label datasets, evaluating similarity to ground truth classes using normalized mutual information (marked as NMI).

Current bioacoustics benchmarks consider either an in-domain multiple taxa setup, such as BEANS (Hagiwara et al., 2023) and (Robinson et al., 2024), or out-of-domain bird species detection, such as BIRB (Hamer et al., 2023) and BirdSet (Rauch et al., 2025b), focusing on generalization. Here we extend these benchmarks in multiple ways. **(1)** We expand the tasks to include individual identification and vocal repertoire discovery, along with the curation of eight additional benchmark datasets. This extends the evaluation of bioacoustic encoders from a focus on species classification of birds to a focus on generality across multiple tasks and taxa. **(2)** Extending the work of Kather et al. (2025), we also augment existing benchmarks with clustering and retrieval metrics, allowing us to examine a model’s embedding spaces directly. Each of these benchmarks, tasks, and metrics is directly tied to downstream research or conservation applications and allows us to analyze both pre-existing and new models from a different perspective.

We present the datasets and tasks we consider as part of our evaluation in Table 3. We evaluate on the classification and detection tasks in the already existing benchmarks BEANS (Hagiwara et al., 2023) and BirdSet (Rauch et al., 2025b). For BEANS we follow the official train/validation/test splits in the original benchmark. For BirdSet, we match their “Dedicated Train” setup, considering separate train and test splits for each of the datasets. Accordingly, we derive the validation dataset as a stratified split on the species from the train with 0.8, 0.2 ratios and seed 42. We exclude SSW (Kahl et al., 2022b) from BirdSet evaluation as we consider it within some of our data-mix. We

formulate detection similarly to BEANS and BirdSet as segment-based multi-class classification and we use segment-based sound event detection metrics to evaluate it (Mesaros et al., 2016a), allowing for the negative class (no class detected). We leave frame-based (Mesaros et al., 2016a) or event-based (Mahon et al., 2025) temporally-strong detection for future work. Importantly, solely for BirdSet which contains an important covariate shift from train (focal recordings) to test (soundscapes) we use the same noise and mixup augmentations in pre-training and post-training.

For the two new evaluation tasks we compile public datasets and create label-stratified train/validation/test splits (seed 42, ratios 0.6/0.2/0.2). The Individual Identification task is a supervised single-label classification problem over individuals of the same species. The Vocal Repertoire Discovery setting evaluates how well embeddings discriminate between the different call types within a species’ vocal repertoire. We treat this as a structure-recovery problem with *known* K (the number of annotated call types): no probes are trained; labels are used only as a reference to assess representation quality via (i) clustering (K-means with K equal to the number of call types; scored by normalized mutual information, NMI) and (ii) audio-to-audio retrieval within call type (ROC AUC, R-AUC). This matches repertoire discovery when K is known. Supervised call-type classification is also a useful formulation of the task, but performance on several datasets was near-ceiling while others were too small for quality splits, so we exclude linear probing for this task.

To directly evaluate learned representations, we use linear probing on time-averaged embeddings rather than full fine-tuning as in Hagiwara (2023); Rauch et al. (2025b). This avoids confounding effects from model size differences, ensuring fair comparison between CNN and transformer representations. While performance may vary across embedding layers, all models show similar trends (Cauzinille et al., 2024; Sarkar & Doss, 2025). Evaluating all layers would exponentially increase computational cost, so we extract embeddings from the final layer (excluding classification heads) and leave comprehensive layer analysis for future work.

For all tasks other than Vocal Repertoire Discovery we report classic performance metrics on linear probing (top-1 accuracy for single-label tasks, macro-averaged mean average precision for multilabel tasks). To evaluate retrieval, we consider each item in the test set as a query. We rank the remaining elements of the test set according to their cosine similarity with the query under the model’s embedding function, and evaluate the ordering. For single-label tasks (BEANS Classification, Individual ID, and Vocal Repertoire), we consider items as relevant to the query if they share the same label as the query. For multi-label tasks (BEANS Detection, BirdSet) we consider items to be relevant if they share at least one label with the ground-truth item. We exclude queries with no labels, while ground-truth items with no labels are included in the evaluation as negatives. We measure this ranking using ROC AUC as the primary metric (marked as R-AUC with R for retrieval). For Individual Identification evaluation datasets Pipit and Chiffchaff (Stowell et al., 2019), the training set follows an intentionally different background noise distribution than the test set following original design in Stowell et al. (2019). To evaluate generalization in this scenario, we report ROC AUC by using each example in the train set as a query, rather than each example in the test set as a query. For single-label datasets in all benchmarks, we also consider a clustering task. For each evaluation set, we perform K-means clustering given a known number of clusters (labels). We evaluate similarity of these clusters compared to the known class groups by measuring normalized mutual information (marked as NMI) between the two. These two additional evaluations offer insight into the pre-trained embeddings of a model, but are also relevant to downstream tasks in bioacoustics, namely audio-to-audio retrieval (Hamer et al., 2023) (retrieval) and repertoire discovery (Best et al., 2023) (clustering) or call-type classification. For vocal repertoire discovery, we use clustering and retrieval as the primary evaluations. All metrics are formalized in the Appendix in A.1.

4 Results

4.1 What Data Matters in Post-training EfficientNet

We present results for our EffNet models aggregated across benchmarks in Table 5. We compare to Perch, SurfPerch, and BirdNet - all EffNet-based and considered state-of-the-art bioacoustic encoders. The results highlight the value of our diverse curated bioacoustic datasets, with our best EffNet model outperforming on eight of ten metrics. We observe a consistent performance gain of including general audio in the data-mix, transferring across focal classification, multi-label classification on soundscapes, vocal repertoire, and individual ID tasks. Consistent with other works (Ghani et al., 2023), supervised training on general audio alone transfers poorly compared to bioacoustic data.

Table 5: Comparison of EfficientNet models trained on mixes of AudioSet and large-scale bioacoustic data. We report ROC AUC for retrieval as R-AUC, accuracy for probing on BEANs Classification and Individual ID, mean-average precision for probe on BEANs Detection and BirdSet, and clustering as NMI where applicable. We report the mean of each metric over datasets per benchmark. [†]BirdNet results on BirdSet are excluded following the authors (Rauch et al., 2025b) due to data leakage.

Model	BEANs Classification			BEANs Detection		BirdSet		Individual ID		Vocal Repertoire	
	Probe	R-AUC	NMI	Probe	R-AUC	Probe	R-AUC	Probe	R-AUC	R-AUC	NMI
Perch	0.768	0.759	0.478	0.368	0.674	0.233	0.656	0.530	0.705	0.758	0.493
SurfPerch	0.760	0.745	0.484	0.301	0.664	0.160	0.694	0.457	0.656	0.751	0.492
BirdNet[†]	0.796	0.772	0.523	0.392	0.687	N/A	N/A	0.472	0.708	0.795	0.545
EffNetB0-AudioSet	0.651	0.721	0.486	0.246	0.670	0.098	0.655	0.397	0.612	0.760	0.481
EffNetB0-bio	0.786	0.799	0.563	0.365	0.695	0.279	0.704	0.457	0.683	0.806	0.568
EffNetB0-all	0.800	0.809	0.584	0.362	0.712	0.279	0.707	0.531	0.701	0.830	0.582

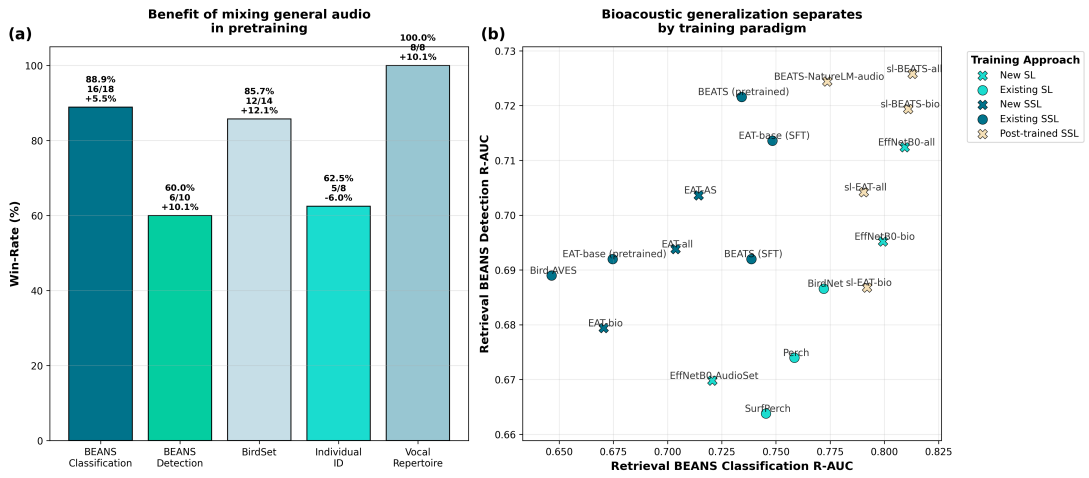


Figure 2: (a) Win-rate of adding AudioSet in self-supervised pre-training vs. pure bioacoustic data, with average relative gain per metric. (b) Supervised encoders outperform self-supervised on BEANs classification, which is primarily focal recordings. However, self-supervised encoders suffer markedly smaller performance drops than supervised encoders when moving from focal recordings to soundscape (BEANs Detection), showing strong out-of-distribution performance. In contrast, self-supervised encoders post-trained with supervised learning on bioacoustic data enjoy the strongest performance both in and out of distribution.

Interestingly, this holds for the newly benchmarked Vocal Repertoire and Individual ID tasks, suggesting large-scale species-prediction is an effective approach for transfer to these tasks, which are often studied independently. We further characterize what supervised data transfers to which tasks and species through further ablations in the Appendix in Figure 3.

4.2 Self-supervised Pre-training Helps Out-of-distribution

Comparing the results of EAT models trained with self-supervised learning, we find a strong effect of including general audio in the data-mix, with the model trained with the addition of AudioSet significantly outperforming the bioacoustics-only model across tasks (Figure 2a). We further compare our supervised and self-supervised models (Figure 2b) alongside existing models, and alongside post-trained SSL models, discussed in the following section. While supervised models excel in tasks closely matching their training distribution, self-supervised models demonstrate superior generalization capabilities on out-of-distribution tasks. Specifically, we find when generalizing from BEANs classification (typically focal recordings) to BEANs Detection (entirely soundscape recordings) the self-supervised models drop on average only 0.01 retrieval ROC AUC compared to a drop of 0.09 retrieval ROC AUC for

Table 6: Aggregate results across bioacoustic benchmarks and tasks (best per metric in bold). We report ROC AUC for retrieval as R-AUC, accuracy for probing on BEANS Classification and Individual ID, mean-average precision for probe on BEANS Detection and BirdSet, and normalized information for clustering as NMI where applicable. We report the mean of each metric over datasets per benchmark. [†]BirdNet results on BirdSet are excluded following the authors (Rauch et al., 2025b) due to data leakage. Model labels carry training tags: ^{SSL} self-supervised, ^{SL} supervised, ^{SL-SSL} supervised fine-tuning after SSL pretraining. Models above the midrule are existing checkpoints; below are new models from this work.

Model	BEANS Classification			BEANS Detection		BirdSet		Individual ID		Vocal Repertoire	
	Probe	R-AUC	NMI	Probe	R-AUC	Probe	R-AUC	Probe	R-AUC	R-AUC	NMI
BEATs (SFT) ^{SSL}	0.724	0.739	0.504	0.339	0.692	0.101	0.675	0.375	0.602	0.755	0.485
BEATs (pretrained) ^{SSL}	0.774	0.734	0.542	0.381	0.722	0.129	0.686	0.380	0.637	0.775	0.498
EAT-base (pretrained) ^{SSL}	0.679	0.675	0.424	0.252	0.692	0.104	0.650	0.363	0.623	0.768	0.467
EAT-base (SFT) ^{SL-SSL}	0.758	0.748	0.478	0.358	0.714	0.143	0.676	0.418	0.632	0.817	0.527
Bird-AVES-biox-base ^{SSL}	0.705	0.646	0.410	0.340	0.689	0.092	0.670	0.402	0.622	0.726	0.453
NatureBEATs ^{SL-SSL}	0.804	0.774	0.560	0.385	0.724	0.223	0.723	0.410	0.645	0.811	0.552
SurfPerch ^{SL}	0.760	0.745	0.484	0.301	0.664	0.160	0.694	0.457	0.656	0.751	0.492
BirdNet ^{SL}	0.796	0.772	0.523	0.392	0.687	N/A	N/A	0.472	0.708	0.795	0.545
Perch ^{SL}	0.768	0.759	0.478	0.368	0.674	0.233	0.656	0.530	0.705	0.758	0.493
EffNetB0-AudioSet ^{SL}	0.651	0.721	0.486	0.246	0.670	0.098	0.655	0.397	0.612	0.760	0.481
EffNetB0-bio ^{SL}	0.786	0.799	0.563	0.365	0.695	0.279	0.704	0.457	0.683	0.806	0.568
EffNetB0-all ^{SL}	0.800	0.809	0.584	0.362	0.712	0.279	0.707	0.531	0.701	0.830	0.582
EAT-AS ^{SSL}	0.704	0.714	0.473	0.311	0.704	0.125	0.685	0.362	0.627	0.801	0.533
EAT-bio ^{SSL}	0.692	0.671	0.410	0.311	0.679	0.143	0.631	0.378	0.627	0.757	0.466
EAT-all ^{SSL}	0.709	0.704	0.448	0.315	0.694	0.166	0.677	0.348	0.611	0.788	0.512
sl-BEATs-bio ^{SL-SSL}	0.840	0.811	0.594	0.390	0.719	0.288	0.726	0.484	0.681	0.789	0.516
sl-BEATs-all ^{SL-SSL}	0.832	0.813	0.604	0.408	0.726	0.294	0.732	0.511	0.690	0.798	0.529
sl-EAT-bio ^{SL-SSL}	0.797	0.792	0.562	0.353	0.687	0.249	0.705	0.495	0.672	0.806	0.565
sl-EAT-all ^{SL-SSL}	0.788	0.791	0.536	0.356	0.704	0.255	0.706	0.456	0.637	0.798	0.530

the supervised models. The strength of the effect is sufficient that the best pure self-supervised model, the pre-trained BEATs, outperforms the strongest pure supervised models by retrieval on BEANS Detection. This finding underscores the strong potential of self-supervised learning in bioacoustics, where supervised learning is still considered state-of-the-art, yet models are challenged by huge distribution shifts between training and deployment (Hamer et al., 2023).

4.3 Post-training Recipes for Self-Supervised Backbones

We show the results of self-supervised backbones post-trained on our bioacoustic dataset, compared to state-of-the-art bioacoustic encoders in Table 6. Our best post-trained models outperform overall, achieving state-of-the-art performance across the established BEANS Classification, BEANS Detection, and BirdSet benchmarks, outperforming both their self-supervised base models and supervised baselines. On the newly-proposed Vocal Repertoire Discovery and Individual Identification benchmarks, the post-trained models maintain competitive performance, but the newly-trained EffNet on mixed bioacoustic and general audio data performs best, and BirdNet performs strongest by retrieval on Individual Identification. With respect to the the data-mix, the BEATs model trained on the mix of general audio and bioacoustic audio outperforms overall, while the mixed training has a more variable effect on EAT. We additionally find that post-training retains some of the out-of-distribution gains of the pre-trained backbone, yielding models which are strong both in and out of distribution, maintaining the benefits of both paradigms - we visualize this in Figure 2b. While post-training both EAT and BEATs gave consistent improvements vs. their raw SSL models (Figure 3 in the Appendix), solely the post-trained BEATs achieved SOTA results overall, possibly suggesting that

stronger SSL backbones may lead to better post-trained models. The other existing bioacoustic post-trained self-supervised backbone NatureBEATs follows closely on several benchmarks, significantly outperforming pre-trained BEATs and outperforming supervised baselines on multiple benchmarks. Interestingly, we observe the pre-trained NatureBEATs extends the line of the self-supervised models, while our post-trained models behave more like stronger supervised models (Figure 2b.) This discovery provides interesting signal for future work on post-training under different paradigms. Overall, these results strongly support our proposed recipe of self-supervised training on diverse data-mixes of bioacoustics and general audio, followed by supervised post-training on the same mix. They also show supervised and self-supervised learning in bioacoustics are complementary for representation learning, and suggest a simple step to improve overall quality of self-supervised bioacoustic encoders, not yet commonly adopted (Hagiwara, 2023; Rauch et al., 2025a). We share full, non-aggregated results for all models in the Appendix in Tables 8, 9, 10 and 11.

5 Conclusion

We presented the first large-scale empirical study and a recipe for developing a generalizable bioacoustic encoder. With few architectural assumptions, we believe this recipe can scale as both labeled bioacoustic data continue to grow and self-supervised learning continues to improve. We benchmarked 19 CNN- and Transformer-based models across 26 datasets and four task families. We demonstrated that self-supervised pre-training on a mixture of broad bioacoustic and general-audio data, followed by supervised post-training on the same mix, yields the best in- and out-of-distribution results, outperforming state-of-the-art baselines such as BirdNET, Perch and BEATs on existing benchmarks (BEANS, BirdSet), and also on newly introduced benchmarks for individual identification and vocal repertoire. Diverse training audio, especially adding AudioSet, consistently improved transfer, whereas supervised training on general audio alone transferred poorly.

Beyond models, we broaden bioacoustic evaluation by curating new benchmarks for individual identification and vocal repertoire classification from public datasets, and by augmenting existing suites with retrieval and clustering metrics. These additions probe representation quality directly and are aligned with practical tasks such as audio-to-audio retrieval and repertoire discovery. We observe that large-scale bioacoustic pre-training is an effective path toward representations that generalize to these under-studied tasks.

Together, these findings provide actionable recipes for building versatile encoders and a richer benchmark for future research. By open-sourcing our encoders (upon paper acceptance) we hope this line of work will be used to accelerate research in animal communication and conservation applications through bioacoustics.

This work relies on public repositories comprising citizen-science recordings, released under Creative Commons licenses. Most of the training data originates in the Northern Hemisphere, we benchmark on datasets from the Global South (PER, NES, GIB). However, the generalization on unseen or under-represented taxa remains poorly understood with factors such as habitat, signal-to-noise ratio, density of species, sparsity of vocalizations impacting the performance.

References

- Jakob Abeßer, Saichand Gourishetti, András Káta, Tobias Clauß, Prachi Sharma, and Judith Liebetrau. IDMT-Traffic: an open benchmark dataset for acoustic traffic monitoring research. In *2021 29th European Signal Processing Conference (EUSIPCO)*, pp. 551–555. IEEE, 2021.
- Andrey Anikin, Rasmus Bååth, and Tomas Persson. Human non-linguistic vocal repertoire: call types and their meaning. *Journal of nonverbal behavior*, 42(1):53–80, 2018.
- Alexei Baevski, Yuhao Zhou, Abdelrahman Mohamed, and Michael Auli. wav2vec 2.0: A framework for self-supervised learning of speech representations. *Advances in neural information processing systems*, 33:12449–12460, 2020.
- Alexei Baevski, Arun Babu, Wei-Ning Hsu, and Michael Auli. Efficient self-supervised learning with contextualized

- target representations for vision, speech and language. In *International Conference on Machine Learning*, pp. 1416–1429. PMLR, 2023.
- Yoshua Bengio, Jérôme Louradour, Ronan Collobert, and Jason Weston. Curriculum learning. In *Proceedings of the 26th annual international conference on machine learning*, pp. 41–48, 2009.
- Paul Best, Sébastien Paris, Hervé Glotin, and Ricard Marxer. Deep audio embeddings for vocalisation clustering. *Plos one*, 18(7):e0283396, 2023.
- Jack W Bradbury and Sandra Lee Vehrencamp. *Principles of animal communication*, volume 132. Sinauer Associates Sunderland, MA, 1998.
- Jules Cauzinille, Benoît Favre, Ricard Marxer, Dena Clink, Abdul Hamid Ahmad, and Arnaud Rey. Investigating self-supervised speech models’ ability to classify animal vocalizations: The case of gibbon’s vocal signatures. In *Interspeech 2024*, pp. 132–136. ISCA; ISCA, 2024.
- NOAA Pacific Islands Fisheries Science Center. Hawaiian islands cetacean and ecosystem assessment survey (hiceas) towed array data. *Edited and annotated for the 9th International Workshop on Detection, Classification, Localization, and Density Estimation of Marine Mammals Using Passive Acoustics (DCLDE 2022)*, 2022. doi: <https://doi.org/10.25921/e12p-gj65>.
- Mustafa Chasmai, Alexander Shepard, Subhransu Maji, and Grant Van Horn. The inaturalist sounds dataset. *Advances in Neural Information Processing Systems*, 37:132524–132544, 2024.
- Mustafa Chasmai, Alexander Shepard, Subhransu Maji, and Grant Van Horn. The inaturalist sounds dataset, May 2025. URL <https://arxiv.org/abs/2506.00343>.
- Sanyuan Chen, Yu Wu, Chengyi Wang, Shujie Liu, Daniel Tompkins, Zhuo Chen, Wanxiang Che, Xiangzhan Yu, and Furu Wei. Beats: Audio pre-training with acoustic tokenizers. In *International Conference on Machine Learning*, pp. 5178–5193. PMLR, 2023.
- Wenxi Chen, Yuzhe Liang, Ziyang Ma, Zhisheng Zheng, and Xie Chen. Eat: self-supervised pre-training with efficient audio transformer. In *Proceedings of the Thirty-Third International Joint Conference on Artificial Intelligence*, pp. 3807–3815, 2024.
- Lauren M Chronister, Tessa A Rhinehart, Aidan Place, and Justin Kitzes. An annotated set of audio recordings of eastern north american birds containing frequency, time, and species information, 2021.
- Mary Clapp, Stefan Kahl, Erik Meyer, Megan McKenna, Holger Klinck, and Gail Patricelli. A collection of fully-annotated soundscape recordings from the southern sierra nevada mountain range. *Dataset on Zenodo, January*, 2023.
- Yarden Cohen, David Nicholson, Alexa Sanchioni, Emily K Mallaber, Viktoriya Skidanova, and Timothy J Gardner. Tweetynet: a neural network that enables high-throughput, automated annotation of birdsong. *BioRxiv*, pp. 2020–08, 2020.
- Jacob Devlin, Ming-Wei Chang, Kenton Lee, and Kristina Toutanova. Bert: Pre-training of deep bidirectional transformers for language understanding. In *Proceedings of the 2019 conference of the North American chapter of the association for computational linguistics: human language technologies, volume 1 (long and short papers)*, pp. 4171–4186, 2019.
- Emmanuel Dufourq, Ian Durbach, James P Hansford, Amanda Hoepfner, Heidi Ma, Jessica V Bryant, Christina S Stender, Wenying Li, Zhiwei Liu, Qing Chen, et al. Automated detection of hainan gibbon calls for passive acoustic monitoring. *Remote Sensing in Ecology and Conservation*, 7(3):475–487, 2021.

- Vincent Dumoulin, Otilia Stretcu, Jenny Hamer, Lauren Harrell, Rob Laber, Hugo Larochelle, Bart van Merriënboer, Amanda Navine, Patrick Hart, Ben Williams, Timothy A. C. Lamont, Tries B. Razak, Mars Coral Restoration Team, Sheryn Brodie, Brendan Doohan, Phil Eichinski, Paul Roe, Lin Schwarzkopf, and Tom Denton. The search for squawk: Agile modeling in bioacoustics, 2025. URL <https://arxiv.org/abs/2505.03071>.
- Julie E Elie and Frederic E Theunissen. The vocal repertoire of the domesticated zebra finch: a data-driven approach to decipher the information-bearing acoustic features of communication signals. *Animal cognition*, 19(2):285–315, 2016.
- Julia Fischer, Rahel Noser, and Kurt Hammerschmidt. Bioacoustic field research: a primer to acoustic analyses and playback experiments with primates. *American journal of primatology*, 75(7):643–663, 2013.
- E Fonseca, X Favory, J Pons, F Font, and X Serra. Fsd50k: an open dataset of human-labeled sound events. *IEEE/ACM Transactions on Audio, Speech, and Language Processing*, 30:829–852, 2021.
- Makoto Fukushima, Alex M Doyle, Matthew P Mullarkey, Mortimer Mishkin, and Bruno B Averbeck. Distributed acoustic cues for caller identity in macaque vocalization. *Royal Society open science*, 2(12):150432, 2015.
- Jort F Gemmeke, Daniel PW Ellis, Dylan Freedman, Aren Jansen, Wade Lawrence, R Channing Moore, Manoj Plakal, and Marvin Ritter. Audio set: An ontology and human-labeled dataset for audio events. In *2017 IEEE international conference on acoustics, speech and signal processing (ICASSP)*, pp. 776–780. IEEE, 2017.
- Burooj Ghani, Tom Denton, Stefan Kahl, and Holger Klinck. Global birdsong embeddings enable superior transfer learning for bioacoustic classification. *Scientific Reports*, 13(1):22876, 2023.
- Rory Gibb, Ella Browning, Paul Glover-Kapfer, and Kate E Jones. Emerging opportunities and challenges for passive acoustics in ecological assessment and monitoring. *Methods in Ecology and Evolution*, 10(2):169–185, 2019.
- Aaron Grattafiori, Abhimanyu Dubey, Abhinav Jauhri, Abhinav Pandey, Abhishek Kadian, Ahmad Al-Dahle, Aiesha Letman, Akhil Mathur, Alan Schelten, Alex Vaughan, Amy Yang, Angela Fan, Anirudh Goyal, Anthony Hartshorn, et al. The llama 3 herd of models, 2024. URL <https://arxiv.org/abs/2407.21783>.
- Masato Hagiwara. Aves: Animal vocalization encoder based on self-supervision. In *ICASSP 2023-2023 IEEE International Conference on Acoustics, Speech and Signal Processing (ICASSP)*, pp. 1–5. IEEE, 2023.
- Masato Hagiwara, Benjamin Hoffman, Jen-Yu Liu, Maddie Cusimano, Felix Effenberger, and Katie Zacarian. Beans: The benchmark of animal sounds. In *ICASSP 2023-2023 IEEE International Conference on Acoustics, Speech and Signal Processing (ICASSP)*, pp. 1–5. IEEE, 2023.
- Jenny Hamer, Eleni Triantafyllou, Bart van Merriënboer, Stefan Kahl, Holger Klinck, Tom Denton, and Vincent Dumoulin. Birb: A generalization benchmark for information retrieval in bioacoustics, 2023. URL <https://arxiv.org/abs/2312.07439>.
- W Alexander Hopping, Christopher J Sayers, Noe Roger Huaraca-Charca, and Holger Klinck. Simultaneous passive acoustic monitoring uncovers evidence of potentially overlooked temporal variation in an amazonian bird community. *Ibis*, 166(3):986–1002, 2024.
- Wei-Ning Hsu, Benjamin Bolte, Yao-Hung Hubert Tsai, Kushal Lakhotia, Ruslan Salakhutdinov, and Abdelrahman Mohamed. Hubert: Self-supervised speech representation learning by masked prediction of hidden units. *IEEE/ACM transactions on audio, speech, and language processing*, 29:3451–3460, 2021.
- Po-Yao Huang, Hu Xu, Juncheng Li, Alexei Baevski, Michael Auli, Wojciech Galuba, Florian Metze, and Christoph Feichtenhofer. Masked autoencoders that listen. *Advances in Neural Information Processing Systems*, 35:28708–28720, 2022.

- Muhammad Irfan, Zheng Jiangbin, Shahid Ali, Muhammad Iqbal, Zafar Masood, and Umar Hamid. Deepship: An underwater acoustic benchmark dataset and a separable convolution based autoencoder for classification. *Expert Systems with Applications*, 183:115270, 2021. ISSN 0957-4174. doi: <https://doi.org/10.1016/j.eswa.2021.115270>. URL <https://www.sciencedirect.com/science/article/pii/S0957417421007016>.
- Stefan Kahl, Connor M Wood, Maximilian Eibl, and Holger Klinck. Birdnet: A deep learning solution for avian diversity monitoring. *Ecological Informatics*, 61:101236, 2021.
- Stefan Kahl, Russell Charif, and Holger Klinck. A collection of fully-annotated soundscape recordings from the Northeastern United States, September 2022a. URL <https://doi.org/10.5281/zenodo.7079380>.
- Stefan Kahl, Connor M Wood, Philip Chaon, M Zachariah Peery, and Holger Klinck. A collection of fully-annotated soundscape recordings from the western united states. *Zenodo* <https://doi.org/10.5281/zenodo.7050014>, 2022b.
- Vincent S Kather, Burooj Ghani, and Dan Stowell. Clustering and novel class recognition: evaluating bioacoustic deep learning feature extractors. In *Forum Acusticum Euronoise*, 2025.
- Ivan Kiskin, Marianne E. Sinka, Adam D. Cobb, Waqas Rafique, Lawrence Wang, Davide Zilli, Benjamin Gutteridge, Theodoros Marinos, Yunpeng Li, Emmanuel Wilson Kaingoa, Gerard F Killeen, Katherine J. Willis, and S. Roberts. HumBugDB: a large-scale acoustic mosquito dataset. In *Proceedings of the 35th Conference on Neural Information Processing Systems (NeurIPS 2021) Track on Datasets and Benchmarks*, 2021.
- Jack LeBien, Ming Zhong, Marconi Campos-Cerqueira, Julian P Velez, Rahul Dodhia, Juan Lavista Ferres, and T Mitchell Aide. A pipeline for identification of bird and frog species in tropical soundscape recordings using a convolutional neural network. *Ecological Informatics*, 59:101113, 2020.
- Yann LeCun, Bernhard Boser, John Denker, Donnie Henderson, Richard Howard, Wayne Hubbard, and Lawrence Jackel. Handwritten digit recognition with a back-propagation network. *Advances in neural information processing systems*, 2, 1989.
- Junnan Li, Dongxu Li, Silvio Savarese, and Steven Hoi. Blip-2: Bootstrapping language-image pre-training with frozen image encoders and large language models. In *International conference on machine learning*, pp. 19730–19742. PMLR, 2023.
- Louis Mahon, Benjamin Hoffman, Logan S James, Maddie Cusimano, Masato Hagiwara, Sarah C Woolley, and Olivier Pietquin. Robust detection of overlapping bioacoustic sound events, 2025. URL <https://arxiv.org/abs/2503.02389>.
- Annamaria Mesaros, Toni Heittola, and Tuomas Virtanen. Metrics for polyphonic sound event detection. *Applied Sciences*, 6(6):162, 2016a.
- Annamaria Mesaros, Toni Heittola, and Tuomas Virtanen. TUT database for acoustic scene classification and sound event detection. In *2016 24th European Signal Processing Conference (EUSIPCO)*, pp. 1128–1132. IEEE, 2016b.
- Veronica Morfi, Yves Bas, Hanna Pamula, Hervé Glotin, and Dan Stowell. Nips4bplus: a richly annotated birdsong audio dataset. *PeerJ Computer Science*, 5:e223, 2019.
- Veronica Morfi, Inês Nolasco, Vincent LOSTANLEN, Shubhr Singh, Ariana Strandburg-Peshkin, Lisa F. Gill, Hanna Pamula, David Benvent, and Dan Stowell. Few-shot bioacoustic event detection: A new task at the dcase 2021 challenge. In *Detection and Classification of Acoustic Scenes and Events 2021*, 2021.
- Christina AS Mumm and Mirjam Knörnschild. The vocal repertoire of adult and neonate giant otters (*pteronura brasiliensis*). *PloS one*, 9(11):e112562, 2014.
- Museum für Naturkunde Berlin. Animal sound archive. <https://doi.org/10.15468/0bpa1r>. Accessed via gbif.org 2023-05-09.

- Amanda Navine, Stefan Kahl, Ann Tanimoto-Johnson, Holger Klinck, and Patrick Hart. A collection of fully-annotated soundscape recordings from the island of hawai'i. *Zenodo* <https://doi.org/10.5281/zenodo.7078499>, 2022.
- Ines Nolasco, Ilyass Moummad, Dan Stowell, and Emmanouil Benetos. Acoustic identification of individual animals with hierarchical contrastive learning. In *ICASSP 2025-2025 IEEE International Conference on Acoustics, Speech and Signal Processing (ICASSP)*, pp. 1–5. IEEE, 2025.
- Cornell Lab of Ornithology. Cornell birdcall identification, 2020. <https://www.kaggle.com/competitions/birdsong-recognition>.
- Guy Oren, Aner Shapira, Reuven Lifshitz, Ehud Vinepinsky, Roni Cohen, Tomer Fried, Guy P Hadad, and David Omer. Vocal labeling of others by nonhuman primates. *Science*, 385(6712):996–1003, 2024.
- K. J. Palmer, Emma Cummings, Michael G. Dowd, Kait Frasier, Fabio Frazao, Alex Harris, April Houweling, Jasper Kanes, Oliver S. Kirsebom, Holger Klinck, Holly LeBlond, Lauren Laturus, Craig Matkin, Olivia Murphy, Hannah Myers, Dan Olsen, Caitlin O'Neill, Bruno Padovese, James Pilkington, Lucy Quayle, Amalis Riera Vuibert, Krista Trounce, Svein Vagle, Scott Veirs, Val Veirs, Jen Wladichuk, Jason Wood, Tina Yack, Harald Yurk, and Ruth Joy. A public dataset of annotated *Orcinus orca* acoustic signals for detection and ecotype classification. *Scientific Data*, 12:1137, 2025. doi: 10.1038/s41597-025-05281-5. URL <https://doi.org/10.1038/s41597-025-05281-5>. Data descriptor for the DCLDE 2026 killer-whale annotation dataset.
- Michael A Pardo, Kurt Fristrup, David S Lolchuragi, Joyce H Poole, Petter Granli, Cynthia Moss, Iain Douglas-Hamilton, and George Wittemyer. African elephants address one another with individually specific name-like calls. *Nature Ecology & Evolution*, 8(7):1353–1364, 2024.
- Cristian Pérez-Granados. Birdnet: applications, performance, pitfalls and future opportunities. *Ibis*, 165(3):1068–1075, 2023.
- Cristian Pérez-Granados, Jon Morant Etxebarria, Kevin Félix Arno Darras, Oscar Humberto Marín Gómez, Irene Mendoza, Miguel Ángel Mohedano-Muñoz, Eduardo Santamaría, Giulia Bastianelli, Alba Márquez-Rodríguez, Michał Budka, et al. Wabad: A world annotated bird acoustic dataset for passive acoustic monitoring. 2025.
- M Poupard, P Best, M Ferrari, P Spong, H Symonds, J-M Prévot, T Soriano, and H Glotin. From massive detections and localisations of orca at orcalab over three years to real-time survey joint to environmental conditions. In *e-Forum Acusticum 2020*, pp. 3235–3237, 2020.
- Yosef Prat, Mor Taub, Ester Pratt, and Yossi Yovel. An annotated dataset of egyptian fruit bat vocalizations across varying contexts and during vocal ontogeny. *Scientific Data*, 4, 2017.
- Lukas Rauch, René Heinrich, Ilyass Moummad, Alexis Joly, Bernhard Sick, and Christoph Scholz. Can masked autoencoders also listen to birds?, 2025a. URL <https://arxiv.org/abs/2504.12880>.
- Lukas Rauch, Raphael Schwinger, Moritz Wirth, René Heinrich, Denis Huseljic, Marek Herde, Jonas Lange, Stefan Kahl, Bernhard Sick, Sven Tomforde, et al. Birdset: A large-scale dataset for audio classification in avian bioacoustics. In *The Thirteenth International Conference on Learning Representations*, 2025b.
- David Robinson, Adelaide Robinson, and Lily Akrapongpisak. Transferable models for bioacoustics with human language supervision. In *ICASSP 2024-2024 IEEE International Conference on Acoustics, Speech and Signal Processing (ICASSP)*, pp. 1316–1320. IEEE, 2024.
- David Robinson, Marius Miron, Masato Hagiwara, and Olivier Pietquin. Naturelm-audio: an audio-language foundation model for bioacoustics. In *The Thirteenth International Conference on Learning Representations*, 2025.
- Olga Russakovsky, Jia Deng, Hao Su, Jonathan Krause, Sanjeev Satheesh, Sean Ma, Zhiheng Huang, Andrej Karpathy, Aditya Khosla, Michael Bernstein, et al. Imagenet large scale visual recognition challenge. *International journal of computer vision*, 115(3):211–252, 2015.

- Christian Rutz, Michael Bronstein, Aza Raskin, Sonja C Vernes, Katherine Zacarian, and Damián E Blasi. Using machine learning to decode animal communication. *Science*, 381(6654):152–155, 2023.
- J Salamon and JP Jacoby, Cand Bello. A dataset and taxonomy for urban sound research. In *Proceedings of the 22nd ACM international conference on Multimedia*, pp. 1041–1044, 2014.
- D Santos-Domínguez, S Torres-Guijarro, A Cardenal-López, and A Pena-Gimenez. ShipsEar: An underwater vessel noise database. *Applied Acoustics*, 113:64–69, 2016.
- Eklavya Sarkar and Mathew Magimai Doss. Comparing self-supervised learning models pre-trained on human speech and animal vocalizations for bioacoustics processing. In *ICASSP 2025-2025 IEEE International Conference on Acoustics, Speech and Signal Processing (ICASSP)*, pp. 1–5. IEEE, 2025.
- Laela Sayigh, Mary Ann Daher, Julie Allen, Helen Gordon, Katherine Joyce, Claire Stuhlmann, and Peter Tyack. The Watkins marine mammal sound database: An online, freely accessible resource. *Proceedings of Meetings on Acoustics*, 27(1):040013, 2016. doi: 10.1121/2.0000358. URL <https://asa.scitation.org/doi/abs/10.1121/2.0000358>.
- Julian C. Schäfer-Zimmermann, Vlad Demartsev, Baptiste Averly, Kiran Dhanjal-Adams, Mathieu Duteil, Gabriella Gall, Marius Faiß, Lily Johnson-Ulrich, Dan Stowell, Marta B. Manser, Marie A. Roch, and Ariana Strandburg-Peshkin. animal2vec and meerkat: A self-supervised transformer for rare-event raw audio input and a large-scale reference dataset for bioacoustics, 2024. URL <https://arxiv.org/abs/2406.01253>.
- Samuel Stevens, Jiaman Wu, Matthew J Thompson, Elizabeth G Campolongo, Chan Hee Song, David Edward Carlyn, Li Dong, Wasila M Dahdul, Charles Stewart, Tanya Berger-Wolf, et al. Bioclip: A vision foundation model for the tree of life. In *Proceedings of the IEEE/CVF conference on computer vision and pattern recognition*, pp. 19412–19424, 2024.
- Dan Stowell. Computational bioacoustics with deep learning: a review and roadmap. *PeerJ*, 10:e13152, 2022.
- Dan Stowell, Tereza Petrusková, Martin Šálek, and Pavel Linhart. Automatic acoustic identification of individuals in multiple species: improving identification across recording conditions. *Journal of the Royal Society Interface*, 16(153):20180940, 2019.
- Mingxing Tan and Quoc Le. Efficientnetv2: Smaller models and faster training. In *International conference on machine learning*, pp. 10096–10106. PMLR, 2021.
- Anders Telenius. Biodiversity information goes public: Gbif at your service. *Nordic Journal of Botany*, 29(3): 378–381, 2011.
- Joachim Thiemann, Nobutaka Ito, and Emmanuel Vincent. The diverse environments multi-channel acoustic noise database (demand): A database of multichannel environmental noise recordings. *Proceedings of Meetings on Acoustics*, 19(1):035081, 05 2013. ISSN 1939-800X. doi: 10.1121/1.4799597. URL <https://doi.org/10.1121/1.4799597>.
- Joseph Turian, Jordie Shier, Humair Raj Khan, Bhiksha Raj, Björn W Schuller, Christian J Steinmetz, Colin Malloy, George Tzanetakis, Gissel Velarde, Kirk McNally, et al. Hear: Holistic evaluation of audio representations. In *NeurIPS 2021 Competitions and Demonstrations Track*, pp. 125–145. PMLR, 2022.
- Bart Van Merriënboer, Jenny Hamer, Vincent Dumoulin, Eleni Triantafillou, and Tom Denton. Birds, bats and beyond: Evaluating generalization in bioacoustics models. *Frontiers in Bird Science*, 3:1369756, 2024.
- Ashish Vaswani, Noam Shazeer, Niki Parmar, Jakob Uszkoreit, Llion Jones, Aidan N Gomez, Łukasz Kaiser, and Illia Polosukhin. Attention is all you need. *Advances in neural information processing systems*, 30, 2017.
- Alvaro Vega-Hidalgo, Stefan Kahl, Laurel B Symes, Viviana Ruiz-Gutiérrez, Ingrid Molina-Mora, Fernando Cediell, Luis Sandoval, and Holger Klinck. A collection of fully-annotated soundscape recordings from neotropical coffee farms in colombia and costa rica. *Zenodo* <https://doi.org/10.5281/zenodo.7525349>, 2023.

- Willem-Pier Vellinga and Robert Planqué. The xeno-canto collection and its relation to sound recognition and classification. *CLEF (Working Notes)*, 1391, 2015.
- George Vengrovski, Miranda R. Hulse-Vincent, Melissa A. Bemrose, and Timothy J. Gardner. Tweetybert: Automated parsing of birdsong through self-supervised machine learning. *bioRxiv*, 2025. doi: 10.1101/2025.04.09.648029. URL <https://www.biorxiv.org/content/early/2025/04/10/2025.04.09.648029>.
- Gordon Wichern, Joe Antognini, Michael Flynn, Licheng Richard Zhu, Emmett McQuinn, Dwight Crow, Ethan Manilow, and Jonathan Le Roux. Wham!: Extending speech separation to noisy environments. In *Proceedings of Interspeech*, September 2019.
- Kaja Wierucka, Derek Murphy, Stuart K Watson, Nikola Falk, Claudia Fichtel, Julian León, Stephan T Leu, Peter M Kappeler, Elodie F Briefer, Marta B Manser, et al. Same data, different results? machine learning approaches in bioacoustics. *Methods in Ecology and Evolution*, 2025.
- Ben Williams, Bart van Merriënboer, Vincent Dumoulin, Jenny Hamer, Eleni Triantafillou, Abram B. Fleishman, Matthew McKown, Jill E. Munger, Aaron N. Rice, Ashlee Lillis, Clemency E. White, Catherine A. D. Hobbs, Tries B. Razak, Kate E. Jones, and Tom Denton. Leveraging tropical reef, bird and unrelated sounds for superior transfer learning in marine bioacoustics, 2024. URL <https://arxiv.org/abs/2404.16436>.
- Yusong Wu, Ke Chen, Tianyu Zhang, Yuchen Hui, Taylor Berg-Kirkpatrick, and Shlomo Dubnov. Large-scale contrastive language-audio pretraining with feature fusion and keyword-to-caption augmentation. In *ICASSP 2023-2023 IEEE International Conference on Acoustics, Speech and Signal Processing (ICASSP)*, pp. 1–5. IEEE, 2023.
- Shu-wen Yang, Po-Han Chi, Yung-Sung Chuang, Cheng-I Jeff Lai, Kushal Lakhotia, Yist Y Lin, Andy T Liu, Jiatong Shi, Xuankai Chang, Guan-Ting Lin, et al. Superb: Speech processing universal performance benchmark. *arXiv preprint arXiv:2105.01051*, 2021.
- Sophia Yin and Brenda McCowan. Barking in domestic dogs: context specificity and individual identification. *Animal Behaviour*, 68(2):343–355, 2004. ISSN 0003-3472. doi: <https://doi.org/10.1016/j.anbehav.2003.07.016>. URL <https://www.sciencedirect.com/science/article/pii/S000334720400123X>.

A Experimental setup

A.1 Evaluation Metrics

We formalize the evaluation metrics we introduce in Section 3.4. We evaluate linear probing with accuracy for classification, and macro-averaged mean-average precision for detection. We evaluate retrieval with ROC AUC and clustering with NMI. We formalize all evaluation metrics below.

- **Linear Probing Performance**

1a. Top-1 Accuracy (for classification):

$$A = \frac{1}{N} \sum_{i=1}^N \mathbb{I}(y_i = \hat{y}_i) \quad (1)$$

where N is the number of samples, y_i is the true label, \hat{y}_i is the predicted label, and \mathbb{I} is the indicator function (Hagiwara, 2023; Rauch et al., 2025b).

1b. **Average Precision (AP).** For each class k , let π_k be the permutation of $\{1, \dots, N\}$ that sorts examples by decreasing score for class k . Define

$$t_i := \mathbf{1}\{y_{\pi_k(i),k} = 1\}, \quad TP_i := \sum_{j=1}^i t_j, \quad P(i) := \frac{TP_i}{i}.$$

The (non-interpolated) average precision for class k is

$$AP_k = \frac{1}{\max(1, \sum_{n=1}^N y_{n,k})} \sum_{i=1}^N P(i) t_i,$$

and the mean average precision is the macro average over classes

$$\text{mAP} = \frac{1}{K} \sum_{k=1}^K AP_k.$$

- **Retrieval Performance (Area Under the ROC Curve):**

$$\text{AUC} = \int_0^1 \text{TPR}(\text{FPR}) d\text{FPR} \quad (2)$$

where $\text{TPR} = \frac{\text{TP}}{\text{TP} + \text{FN}}$ and $\text{FPR} = \frac{\text{FP}}{\text{FP} + \text{TN}}$, with TP, FP, TN, FN being true/false positives/negatives (Rauch et al., 2025b; Hamer et al., 2023).

- **Clustering Performance (Normalized Mutual Information):**

$$\text{NMI}(U, V) = \frac{2 \cdot I(U, V)}{H(U) + H(V)} \quad (3)$$

where U and V are cluster assignments, $I(U, V)$ is their mutual information, and $H(U)$, $H(V)$ are their entropies (Kather et al., 2025).

A.2 Data sources

For training we use a 2021 version of AudioSet, 2023 versions of Watkins “All cuts” and Animal Sound Archive, June 2023 versions of Xeno-canto, iNaturalist. All the training data was released under Creative Commons licenses on the respective platforms, with the exception of Watkins for which we received appropriate licensing agreements,

including permission to redistribute. We downloaded BirdSet using the Huggingface dataset library¹. For BEANS we used the respective scripts the authors provide in their repository².

For the new benchmarks we use the public repositories of Bengalese Finch³, Zebra Finch⁴, Giant Otters⁵, DCLDE 2026 Killer Whale⁶, Bird ID⁷, Macaques Coo Calls⁸.

A.3 Software implementation

Our experimental pipeline is implemented in Python using the Pytorch library. We have used a fixed random seed (42) for generating the datasets and as initial seeds for Pytorch and numpy.

We used open-source implementations for: BEATs⁹, EAT¹⁰, and EfficientNetB0 from torchvision.¹¹ We wrote pytorch wrappers for BirdNet and Perch using tensorflow-lite.

A.4 Hyperparameters

We include the full hyperparameters for our trained models in Table 7.

B Additional Results

B.1 Benefits of Post-training vs. Raw SSL

As shown in Figure 3, post-training SSL encoders with supervised learning provides a consistent improvement vs. raw SSL backbones, sometimes with large relative gains. These results show that supervised learning can have complementary benefits to self-supervised learning for bioacoustic representation learning. They also give clear evidence for those developing self-supervised models to post-train supervised learning, even when the objective is transfer to out-of-distribution tasks.

B.2 Ablation on Transfer of Training Data to Downstream Tasks

We show additional ablations on transfer of various data-mixes to downstream tasks in Figure 4 and Figure 5. From a baseline of (focal) bioacoustic data only, we show the performance of adding general audio, adding soundscape recordings, and ablating different taxonomic groups (whales, and then all taxa but birds.) Adding general audio to the training mix improved results overall, but in particular transferred consistently across our vocal repertoire datasets. This data mix yields large gains on the ESC-50 dataset evaluating representations of general audio; though unsurprising, this is a relevant benefit for bioacoustic encoders in tasks such as classifying environmental noise. Training on only general audio data dropped performance very significantly overall, but the drops were most severe on BEANS Classification tasks well-informed by species prediction, and relatively smaller on detection. Adding soundscape data into the training mix with focal is a tempting strategy for learning improved representations useful for downstream tasks on soundscapes, used e.g. by later versions of BirdNet (Kahl et al., 2021). However, in our ablation, this did not give consistent improvements, possibly due to the lack of diversity in the easily accessible soundscape data.

¹<https://huggingface.co/datasets/DBD-research-group/BirdSet>

²<https://github.com/earthspecies/beans>

³https://figshare.com/articles/dataset/Bengalese_Finch_song_repository/4805749

⁴<https://www.nature.com/articles/s41467-018-06394-9>

⁵https://archive.org/details/giant_otters

⁶<https://catalog.data.gov/dataset/dclde-2026-killer-whale-orcinus-orca-ecotype-and-other-species-annotations-for-the-detecti-2026>

⁷<https://zenodo.org/records/1413495>

⁸<https://archive.org/details/macaque-coo-calls>

⁹<https://github.com/microsoft/unilm/tree/master/beats>

¹⁰<http://github.com/cwx-worst-one/EAT>

¹¹https://docs.pytorch.org/vision/main/models/generated/torchvision.models.efficientnet_b0.html

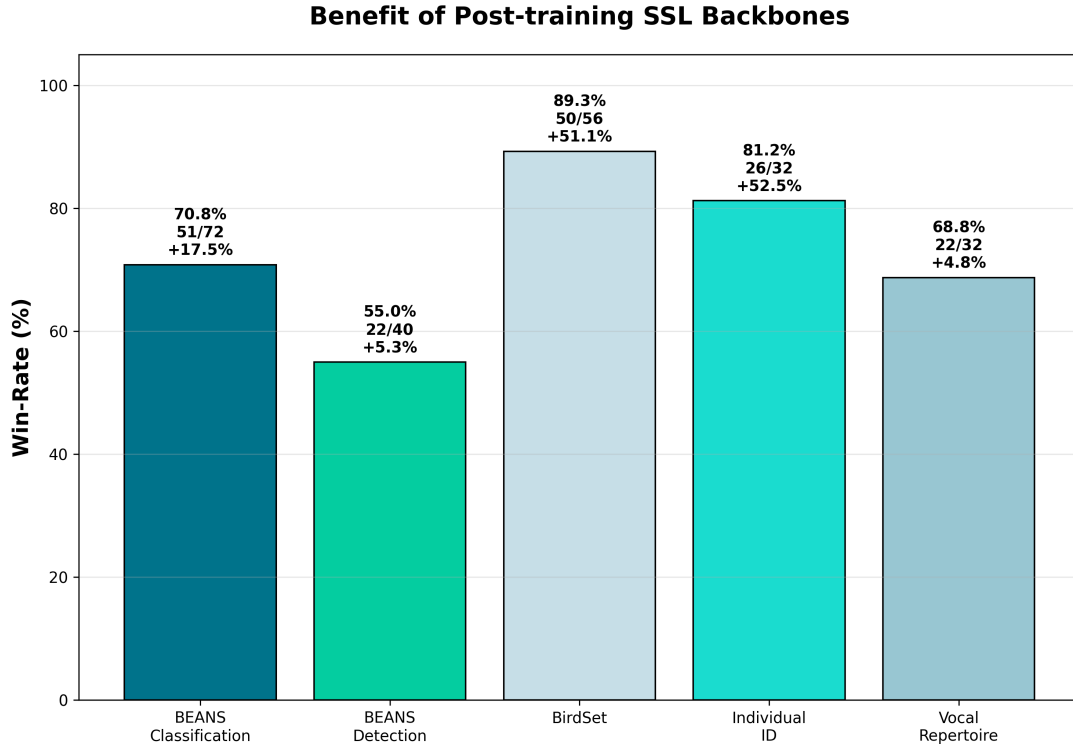


Figure 3: Win-rate of post-trained SSL models vs. their raw SSL backbones. We plot the win-rates summing over all metrics for all our post-trained (EAT and BEATs) models, and show the average relative gain per model with respect to its base model.

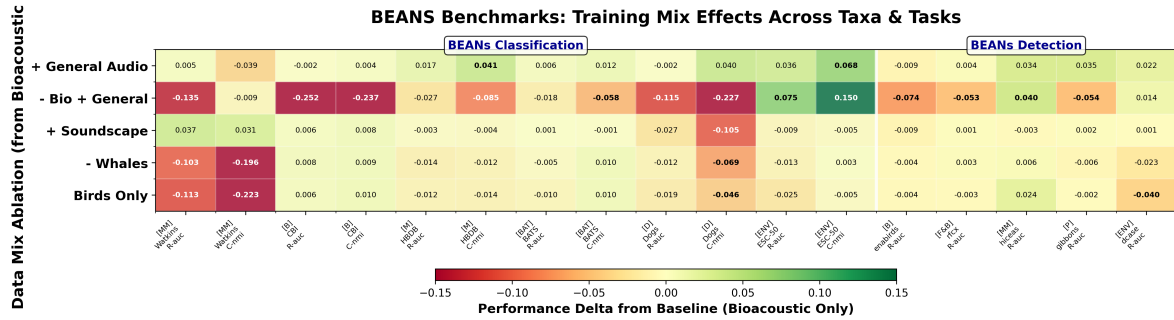


Figure 4: Detailed transfer of training data to taxa and tasks in the BEANS benchmark. Heatmap shows the performance change for an EfficientNet trained on each data mix as compared to a baseline “bio” dataset. “- Bio + General” is trained on only AudioSet, “+ Soundscape” adds soundscape datasets, “- Whales” ablates all marine mammal recordings, “Birds only” removes all non-bird recordings.

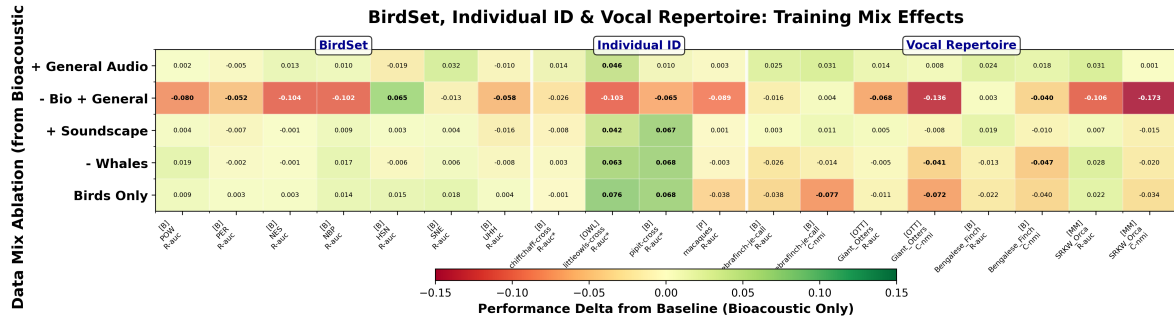


Figure 5: Detailed transfer of training data to taxa and tasks in the BirdSet, Individual Identification, and Vocal Repertoire Discovery benchmarks. Heatmap shows the performance change for an EfficientNet trained on each data mix as compared to a baseline “bio” dataset. “- Bio + General” is trained on only AudioSet, “+ Soundscape” adds soundscape datasets, “- Whales” ablates all marine mammal recordings, “Birds only” removes all non-bird recordings.

Table 7: Training hyperparameters for all model variants

Model	Training Data	Stage-1 Epochs	Stage-1 LR	Epochs	LR	Batch Size	Optimizer	Weight Decay	Scheduler	Warmup Steps
<i>EfficientNet Variants</i>										
EffNetB0-AS	AudioSet	NA	NA	50	5e-4	256	AdamW	0.01	Cosine	4000
EffNetB0-bio	bio	NA	NA	50	5e-4	256	AdamW	0.01	Cosine	4000
EffNetB0-all	AS + Bio	NA	NA	50	5e-4	256	AdamW	0.01	Cosine	4000
EffNetB0-soundscape	Bio + Sound-scape	NA	NA	50	5e-4	128	AdamW	0.01	Cosine	4000
EffNetB0-nobirds [‡]	Bio(no birds)	NA	NA	50	5e-4	256	AdamW	0.01	Cosine	4000
EffNetB0-nowhales [‡]	Bio + AS (no whales)	NA	NA	50	5e-4	256	AdamW	0.01	Cosine	4000
EffNetB0-birds [‡]	Bio + AS (birds only)	NA	NA	50	5e-4	256	AdamW	0.01	Cosine	4000
<i>BEATs Variants</i>										
sl-BEATs-all	All datasets	2	5e-4	10	1e-4	256	AdamW	0.01	Cosine	5000
sl-BEATs-bio	Bio	2	5e-4	10	1e-4	256	AdamW	0.01	Cosine	5000
<i>EAT Variants</i>										
EAT-bio	Bio	NA	NA	30	1e-4	48	AdamW	0.01	Cosine	53333
EAT-all	AS + Bio	NA	NA	30	1e-4	48	AdamW	0.01	Cosine	53333
EAT-AS	AudioSet	NA	NA	30	1e-4	48	AdamW	0.01	Cosine	53333
sl-EAT-bio	SSL + Bio	2	1e-4	10	8e-5	256	AdamW	0.01	Cosine	2000
sl-EAT-all	SSL + All	2	1e-4	10	8e-5	256	AdamW	0.01	Cosine	2000

[‡] Ablation studies with filtered training data.

BEATs and EAT sl models have an initial stage with backbone frozen, with cosine scheduler for stage-1 epochs with Stage-1 lr. Bio = core bioacoustic data, AS = AudioSet, SSL = Self-supervised learning.

Table 8: BEANS Classification datasets only (best per metric in bold). We report R-AUC for retrieval; probe accuracy; clustering reported as NMI. Models above the midrule are existing/pretrained checkpoints; below are new models from this work.

Model	Watkins			CBI			HBDB			BATS			Dogs			ESC-50		
	Probe	R-AUC	NMI	Probe	R-AUC	NMI	Probe	R-AUC	NMI	Probe	R-AUC	NMI	Probe	R-AUC	NMI	Probe	R-AUC	NMI
BEATs (SFT)	0.820	0.775	0.610	0.332	0.710	0.567	0.769	0.702	0.391	0.639	0.614	0.184	0.842	0.647	0.350	0.945	0.984	0.921
BEATs (pretrained)	0.903	0.806	0.694	0.359	0.679	0.564	0.810	0.702	0.564	0.705	0.635	0.191	0.935	0.666	0.427	0.930	0.917	0.813
EAT-base (pretrained)	0.850	0.744	0.585	0.247	0.617	0.502	0.778	0.630	0.482	0.635	0.588	0.125	0.705	0.585	0.194	0.858	0.884	0.655
EAT-base (SFT)	0.867	0.808	0.613	0.388	0.714	0.558	0.782	0.686	0.328	0.654	0.631	0.216	0.899	0.659	0.216	0.958	0.992	0.938
Bird-AVES-biox-base	0.852	0.703	0.556	0.318	0.613	0.521	0.769	0.594	0.435	0.662	0.593	0.091	0.770	0.585	0.233	0.858	0.791	0.624
BEATs-NatureLM-audio	0.926	0.872	0.761	0.580	0.756	0.586	0.804	0.731	0.503	0.720	0.648	0.274	0.885	0.684	0.436	0.912	0.951	0.798
SurfPerch	0.841	0.787	0.581	0.570	0.798	0.635	0.756	0.687	0.437	0.622	0.615	0.168	0.878	0.664	0.309	0.890	0.921	0.777
BirdNet	0.897	0.826	0.616	0.702	0.835	0.661	0.782	0.734	0.488	0.706	0.655	0.225	0.885	0.704	0.490	0.805	0.878	0.660
Perch	0.831	0.780	0.565	0.792	0.868	0.669	0.628	0.611	0.187	0.605	0.627	0.185	0.928	0.758	0.556	0.823	0.907	0.703
EffNetB0-AudioSet	0.708	0.759	0.753	0.235	0.660	0.531	0.732	0.666	0.310	0.566	0.621	0.156	0.799	0.649	0.312	0.868	0.969	0.852
EffNetB0-bio	0.906	0.894	0.762	0.780	0.912	0.768	0.752	0.693	0.395	0.633	0.639	0.214	0.921	0.764	0.539	0.723	0.894	0.702
EffNetB0-all	0.900	0.899	0.723	0.772	0.910	0.772	0.750	0.710	0.436	0.649	0.645	0.226	0.899	0.762	0.579	0.830	0.930	0.770
EAT-AS	0.855	0.802	0.640	0.266	0.633	0.520	0.800	0.718	0.489	0.654	0.632	0.212	0.784	0.604	0.236	0.868	0.897	0.743
EAT-bio	0.823	0.732	0.574	0.330	0.629	0.514	0.758	0.701	0.455	0.639	0.596	0.151	0.863	0.583	0.196	0.740	0.782	0.568
EAT-all	0.873	0.773	0.618	0.326	0.644	0.516	0.791	0.722	0.475	0.655	0.612	0.162	0.755	0.593	0.227	0.853	0.878	0.689
sl-BEATs-bio	0.935	0.911	0.786	0.798	0.933	0.801	0.775	0.702	0.470	0.696	0.656	0.205	0.942	0.730	0.499	0.897	0.934	0.805
sl-BEATs-all	0.914	0.896	0.781	0.789	0.931	0.788	0.789	0.718	0.488	0.681	0.654	0.218	0.906	0.730	0.499	0.912	0.949	0.849
sl-EAT-bio	0.903	0.945	0.840	0.818	0.941	0.829	0.754	0.685	0.407	0.657	0.626	0.170	0.871	0.690	0.407	0.778	0.865	0.720
sl-EAT-all	0.885	0.932	0.761	0.755	0.943	0.802	0.754	0.657	0.340	0.650	0.635	0.183	0.863	0.681	0.384	0.818	0.895	0.747

B.3 Full Results

We include full results for each benchmark in Tables 8 (BEANS Classification) 9 (BEANS Detection) 10 (BirdSet) and Table 11 (Vocal Repertoire and Individual ID).

Table 9: BEANS Detection datasets only (best per metric in bold). We report R-AUC for retrieval and mean-average precision for probe. Models above the midrule are existing/pretrained checkpoints; below are new models from this work.

Model	enabirds		rfcx		hiceas		gibbons		dcase	
	Probe	R-AUC	Probe	R-AUC	Probe	R-AUC	Probe	R-AUC	Probe	R-AUC
BEATs (SFT)	0.428	0.643	0.094	0.713	0.577	0.584	0.216	0.673	0.381	0.847
BEATs (pretrained)	0.525	0.678	0.110	0.720	0.544	0.627	0.351	0.686	0.373	0.897
EAT-base (pretrained)	0.403	0.631	0.077	0.706	0.475	0.564	0.041	0.660	0.265	0.899
EAT-base (SFT)	0.467	0.672	0.106	0.709	0.541	0.584	0.247	0.699	0.430	0.904
Bird-AVES-biox-base	0.465	0.646	0.111	0.711	0.472	0.612	0.344	0.626	0.309	0.850
BEATs-NatureLM-audio	0.601	0.714	0.124	0.764	0.596	0.624	0.159	0.627	0.447	0.893
SurfPerch	0.465	0.598	0.131	0.714	0.443	0.595	0.083	0.609	0.383	0.803
BirdNet	0.648	0.743	0.148	0.747	0.431	0.532	0.279	0.584	0.455	0.827
Perch	0.610	0.643	0.149	0.783	0.464	0.530	0.252	0.622	0.365	0.792
EffNetB0-AudioSet	0.343	0.627	0.060	0.679	0.398	0.561	0.145	0.589	0.285	0.893
EffNetB0-bio	0.501	0.701	0.120	0.732	0.486	0.521	0.258	0.643	0.459	0.879
EffNetB0-all	0.528	0.692	0.129	0.736	0.505	0.555	0.166	0.678	0.482	0.901
EAT-AS	0.418	0.654	0.086	0.717	0.534	0.579	0.255	0.665	0.263	0.903
EAT-bio	0.428	0.660	0.087	0.665	0.571	0.515	0.081	0.667	0.389	0.890
EAT-all	0.475	0.668	0.103	0.723	0.569	0.511	0.155	0.666	0.275	0.901
sl-BEATs-bio	0.555	0.712	0.109	0.750	0.536	0.571	0.303	0.667	0.448	0.897
sl-BEATs-all	0.566	0.716	0.118	0.741	0.527	0.566	0.366	0.700	0.465	0.906
sl-EAT-bio	0.516	0.666	0.099	0.708	0.546	0.580	0.190	0.638	0.415	0.842
sl-EAT-all	0.528	0.665	0.099	0.739	0.536	0.618	0.170	0.667	0.445	0.832

Table 10: BirdSet benchmark results: Multi-label bird detection tasks (best per metric in bold). We report ROC AUC for retrieval as R-AUC and mean-average precision for probe. No clustering metrics are reported. [†]BirdNet results are excluded following the authors (Rauch et al., 2025b). Models above the midrule are existing/pretrained checkpoints; below are new models from this work.

Model	POW		PER		NES		NBP		HSN		SNE		UHH	
	Probe	R-AUC	Probe	R-AUC	Probe	R-AUC	Probe	R-AUC	Probe	R-AUC	Probe	R-AUC	Probe	R-AUC
BEATs (SFT)	0.108	0.654	0.046	0.642	0.062	0.726	0.213	0.649	0.107	0.625	0.079	0.725	0.094	0.704
BEATs (pretrained)	0.157	0.703	0.070	0.649	0.095	0.731	0.248	0.648	0.105	0.568	0.116	0.753	0.109	0.751
EAT-base (pretrained)	0.137	0.658	0.053	0.621	0.064	0.712	0.188	0.627	0.094	0.548	0.092	0.679	0.098	0.706
EAT-base (SFT)	0.163	0.649	0.066	0.634	0.097	0.745	0.290	0.651	0.140	0.585	0.124	0.741	0.124	0.724
Bird-AVES-biox-base	0.142	0.679	0.044	0.615	0.050	0.755	0.196	0.631	0.050	0.556	0.082	0.714	0.081	0.740
BEATs-NatureLM-audio	0.244	0.722	0.132	0.690	0.177	0.819	0.419	0.708	0.251	0.574	0.197	0.796	0.143	0.749
SurfPerch	0.186	0.691	0.067	0.619	0.151	0.811	0.252	0.639	0.183	0.582	0.120	0.747	0.164	0.766
BirdNet	N/A	N/A	N/A	N/A	N/A	N/A	N/A	N/A	N/A	N/A	N/A	N/A	N/A	N/A
Perch	0.236	0.686	0.132	0.626	0.341	0.803	0.374	0.595	0.183	0.512	0.160	0.658	0.203	0.713
EffNetB0-AudioSet	0.115	0.637	0.045	0.569	0.054	0.728	0.181	0.615	0.087	0.609	0.087	0.725	0.115	0.701
EffNetB0-bio	0.283	0.717	0.128	0.621	0.263	0.832	0.454	0.717	0.383	0.544	0.212	0.738	0.231	0.759
EffNetB0-all	0.276	0.719	0.137	0.616	0.273	0.845	0.473	0.727	0.375	0.525	0.196	0.770	0.220	0.749
EAT-AS	0.147	0.698	0.060	0.638	0.074	0.761	0.230	0.646	0.138	0.588	0.112	0.723	0.114	0.739
EAT-bio	0.214	0.658	0.069	0.618	0.105	0.662	0.257	0.637	0.119	0.542	0.114	0.657	0.125	0.642
EAT-all	0.188	0.702	0.065	0.649	0.113	0.731	0.303	0.648	0.185	0.568	0.147	0.708	0.158	0.734
sl-BEATs-bio	0.304	0.707	0.150	0.629	0.279	0.836	0.496	0.737	0.349	0.627	0.226	0.766	0.213	0.781
sl-BEATs-all	0.322	0.720	0.152	0.612	0.257	0.834	0.493	0.737	0.404	0.640	0.211	0.786	0.221	0.796
sl-EAT-bio	0.274	0.670	0.143	0.596	0.224	0.813	0.436	0.713	0.283	0.636	0.190	0.760	0.191	0.748
sl-EAT-all	0.265	0.700	0.129	0.600	0.219	0.828	0.452	0.707	0.328	0.586	0.192	0.760	0.203	0.763

Table 11: Complex bioacoustic tasks: Individual ID and Vocal Repertoire analysis (best per metric in bold). We report ROC AUC for retrieval as R-AUC. Individual ID probe is accuracy; Vocal Repertoire reports both R-AUC and NMI. Models above the midrule are existing/pretrained checkpoints; below are new models from this work.

Model	chiffchaff-cross		littleowls-cross		pipit-cross		macaques		zebrafinch-je-call		Giant.Otters		Bengalese.Finch		SRKW.Orca	
	Probe	R-AUC*	Probe	R-AUC*	Probe	R-AUC*	Probe	R-AUC	R-AUC	NMI	R-AUC	NMI	R-AUC	NMI	R-AUC	NMI
BEATs (SFT)	0.185	0.470	0.290	0.663	0.061	0.500	0.963	0.775	0.651	0.295	0.815	0.545	0.898	0.742	0.657	0.359
BEATs (pretrained)	0.180	0.536	0.263	0.700	0.093	0.486	0.985	0.827	0.707	0.352	0.848	0.577	0.848	0.653	0.697	0.409
EAT-base (pretrained)	0.205	0.544	0.317	0.676	0.058	0.469	0.872	0.804	0.684	0.231	0.788	0.503	0.974	0.871	0.626	0.265
EAT-base (SFT)	0.245	0.511	0.391	0.714	0.054	0.456	0.981	0.848	0.742	0.341	0.855	0.591	0.984	0.820	0.687	0.357
Bird-AVES-biox-base	0.230	0.521	0.292	0.634	0.118	0.492	0.967	0.840	0.660	0.253	0.751	0.484	0.872	0.757	0.621	0.318
BEATs-NatureLM-audio	0.185	0.489	0.359	0.711	0.112	0.524	0.984	0.857	0.704	0.351	0.862	0.586	0.943	0.835	0.736	0.438
SurfPerch	0.280	0.550	0.383	0.713	0.179	0.518	0.986	0.843	0.626	0.225	0.810	0.537	0.959	0.927	0.608	0.279
BirdNet	0.200	0.555	0.501	0.801	0.204	0.558	0.984	0.916	0.707	0.378	0.798	0.539	0.987	0.911	0.689	0.353
Perch	0.210	0.500	0.649	0.847	0.288	0.570	0.973	0.904	0.657	0.284	0.854	0.585	0.959	0.896	0.561	0.206
EffNetB0-AudioSet	0.225	0.506	0.290	0.627	0.109	0.492	0.966	0.823	0.701	0.354	0.760	0.438	0.966	0.863	0.611	0.270
EffNetB0-bio	0.140	0.532	0.346	0.730	0.361	0.557	0.982	0.912	0.717	0.350	0.828	0.574	0.964	0.903	0.717	0.443
EffNetB0-all	0.273	0.546	0.496	0.776	0.372	0.567	0.984	0.915	0.742	0.381	0.842	0.582	0.987	0.921	0.748	0.444
EAT-AS	0.165	0.544	0.251	0.643	0.073	0.473	0.957	0.848	0.707	0.301	0.833	0.566	0.977	0.885	0.688	0.379
EAT-bio	0.175	0.540	0.307	0.689	0.115	0.474	0.914	0.804	0.654	0.246	0.809	0.543	0.934	0.816	0.630	0.260
EAT-all	0.200	0.547	0.152	0.575	0.109	0.487	0.929	0.836	0.709	0.333	0.820	0.549	0.977	0.847	0.646	0.321
sl-BEATs-bio	0.235	0.558	0.339	0.722	0.390	0.570	0.972	0.873	0.700	0.369	0.840	0.572	0.880	0.675	0.735	0.448
sl-BEATs-all	0.225	0.574	0.413	0.755	0.428	0.580	0.977	0.850	0.718	0.426	0.832	0.554	0.897	0.681	0.746	0.457
sl-EAT-bio	0.245	0.532	0.474	0.702	0.281	0.572	0.980	0.882	0.703	0.381	0.817	0.540	0.989	0.937	0.716	0.402
sl-EAT-all	0.195	0.509	0.354	0.688	0.326	0.557	0.949	0.795	0.718	0.338	0.789	0.501	0.980	0.898	0.703	0.383