

Informative Post-Hoc Explanations Only Exist for Simple Functions

Eric Günther^{*,1}, Balázs Szabados^{*,1}, Robi Bhattacharjee¹, Sebastian Bordt^{†,1}, and
Ulrike von Luxburg^{†,1}

¹University of Tübingen and Tübingen AI Center,
eric.guenther@uni-tuebingen.de,
balazs.szabados@student.uni-tuebingen.de,
robi.bhattacharjee@uni-tuebingen.de, sebastian.bordt@uni-tuebingen.de,
ulrike.luxburg@uni-tuebingen.de

August 18, 2025

Abstract

Many researchers have suggested that local post-hoc explanation algorithms can be used to gain insights into the behavior of complex machine learning models. However, theoretical guarantees about such algorithms only exist for simple decision functions, and it is unclear whether and under which assumptions similar results might exist for complex models. In this paper, we introduce a general, learning-theory-based framework for what it means for an explanation to provide information about a decision function. We call an explanation informative if it serves to reduce the complexity of the space of plausible decision functions. With this approach, we show that many popular explanation algorithms are not informative when applied to complex decision functions, providing a rigorous mathematical rejection of the idea that it should be possible to explain any model. We then derive conditions under which different explanation algorithms become informative. These are often stronger than what one might expect. For example, gradient explanations and counterfactual explanations are non-informative with respect to the space of differentiable functions, and SHAP and anchor explanations are not informative with respect to the space of decision trees. Based on these results, we discuss how explanation algorithms can be modified to become informative. While the proposed analysis of explanation algorithms is mathematical, we argue that it holds strong implications for the practical applicability of these algorithms, particularly for auditing, regulation, and high-risk applications of AI.

1 Introduction

Modern machine learning systems significantly impact people’s lives. Today, automated systems determine whether someone receives a loan, is admitted to a graduate program, or gets invited to a job interview (UK Centre for Data Ethics and Innovation, 2020). In such high-stakes applications of AI, many have argued that the affected individuals have the right to an explanation (Selbst and Barocas, 2018, Wachter et al., 2017). Indeed, such rights have already been established in legislation, for example, in Article 86 of the AI Act in the European Union. While there are ongoing debates about how such legislation is to be interpreted (Nannini, 2024, Kaminski and Malgieri, 2025), one thing is clear: An explanation cannot be something that the developer of an AI system simply “invents”. It needs to be grounded in the decision function and the data point to be explained, and ideally there should be a mechanism by which one could, at least in principle, justify, verify or possibly contest an explanation.

In the literature on explainable machine learning, a wide variety of methods exist that aim to explain the behavior of complex decision functions. Among the most prominent methods are explanations based on Shapley values (Lundberg and Lee, 2017); gradient based explanations such as LIME (Ribeiro et al., 2016), SmoothGrad (Smilkov et al., 2017) and integrated gradients (Sundararajan et al., 2017); anchor explanations (Ribeiro et al., 2018); or counterfactual explanations (Wachter et al., 2017). For some of these algorithms, there exist theoretical results that guarantee their behavior in simple settings. For example, if the decision function

^{*}Equal contribution, [†]Equal advising

is a linear function or a generalized additive model, then the SHAP coefficients recover the model coefficients (Lundberg and Lee, 2017, Bordt and von Luxburg, 2023). So does the LIME algorithm in case of a linear function (Garreau and von Luxburg, 2020). However, while these guarantees provide reassuring sanity checks, they do not cover the scenario that we are ultimately interested in: In practice, the case where the explanations are most needed is when we are faced with a truly complex decision function. Indeed, the historical selling point of explanation algorithms has been that they “explain the predictions of *any* classifier in an interpretable and faithful manner” (Ribeiro et al., 2016), and in particular provide insights into complex black box machine learning models such as deep neural networks or large random forests.

Unfortunately, it has proven difficult to apply local post-hoc explanation algorithms to explain complex AI systems. This applies to “benign” applications such as model debugging (Adebayo et al., 2020), but more importantly to applications of these algorithms in societal contexts (Bordt et al., 2022). For example, Bhattacharjee and von Luxburg (2024) have shown that auditing algorithmic explanations in hindsight is hard.

The failure to provide explanation algorithms that can reliably explain the behavior of complex black-box models raises an important question: Have we simply not found the right algorithms yet, or are there fundamental reasons why this cannot work? In other words, is it just a matter of time until the machine learning community will provide the algorithms and theoretical guarantees for complex models, so that the explanation algorithms will comply with legislation like the AI Act?

Unfortunately, we believe that the answer is no. To the contrary, our research experience in the field of explainable machine learning has led us to pose the following informal conjecture.

Informal conjecture: If a decision function admits useful local post-hoc explanations for all data points, then the decision function already has to be simple.

The goal of this paper is to formalize and prove a first version of this conjecture.

The key challenge in formalizing the conjecture is to define what constitutes “useful” explanations. The literature on explainable machine learning has developed a large number of mathematical properties that can be used to judge and evaluate explanation algorithms (for an overview, see Nauta et al., 2023, Chen et al., 2022). For example, the notion of faithfulness or fidelity (in many different flavors, see, for example, Bhatt et al., 2021, and Dasgupta et al., 2022) tries to ensure that an explanation is not “invented” but somehow related to the function, the data point, or the data-generating process. However, as we will see below, this notion has important loop-holes that need fixing. Other criteria concern algorithmic properties such as the sensitivity or stability of explanation algorithms (Bhatt et al., 2021, Velmurugan et al., 2021a, Dasgupta et al., 2022), or criteria that attempt to measure how user-friendly an explanation is (Hullman et al., 2025). However, when playing with our conjecture we realized that a very important aspect is missing from these criteria: Does the explanation actually tell us something new about the decision function, something that we had not known before? The other way round, what prevents an explanation algorithm from stating obvious trivialities that might be correct (and as such, in particular faithful and stable), but completely irrelevant?

Informative explanations. Intuitively, the requirement for a useful explanation is that it tells us something substantial about the decision function that we did not know before. Based on this intuition, we define when an explanation is *informative* about a decision function, using concepts from learning theory. We assume that we already know that the decision function f comes from a certain function space \mathcal{F} , for example because it has been generated by a specific learning algorithm or because it has some properties that we already know. For a fixed decision function f and a point x_0 of interest, assume that we first receive the function’s prediction $f(x_0)$ and then a local posthoc explanation $\mathcal{E}(f, x_0)$. Our goal is to assess whether the explanation provides any “knowledge” that we did not have before receiving the explanation. We define the space $\mathcal{F}_{\text{predict}}^{x_0}$ to consist of those functions $g \in \mathcal{F}$ whose predictions on x_0 agree with f , that is $g(x_0) = f(x_0)$. Next, we consider the space $\mathcal{F}_{\text{explain}}^{x_0}$ that consists of all functions $g \in \mathcal{F}_{\text{predict}}^{x_0}$ that additionally have the same explanation: $\mathcal{E}(g, x_0) = \mathcal{E}(f, x_0)$. We call an explanation $\mathcal{E}(f, x_0)$ *non-trivial* if $\mathcal{F}_{\text{explain}}^{x_0} \subsetneq \mathcal{F}_{\text{predict}}^{x_0}$: the explanation allows us to rule out at least one function. We call an explanation *informative* if $\mathcal{F}_{\text{explain}}^{x_0}$ is not only smaller than $\mathcal{F}_{\text{predict}}^{x_0}$ but less complex: $\text{Rad}(\mathcal{F}_{\text{explain}}^{x_0}) < \text{Rad}(\mathcal{F}_{\text{predict}}^{x_0})$, where Rad is the Rademacher complexity. Receiving an informative explanation then guarantees that the explanation “significantly” increases our knowledge about f .

Main results. With our novel definition of informative explanations, we proceed to formally prove the following results:

- (1) If we make no or weak assumptions on the decision function f , then common post-hoc explanation algorithms are not informative. For example, gradient explanations or counterfactual explanations on the space of differentiable functions are not informative (Proposition 4 and Proposition 18), and SHAP explanations and anchors on the space of decision trees are not informative (Proposition 12 and Proposition 15).
- (2) Only if we introduce assumptions about the robustness or simplicity of the decision function, post-hoc explanations become informative. For example, gradient explanations are informative on spaces of with low gradients and curvatures (Proposition 6); counterfactual explanations are informative on Lipschitz-continuous functions (Proposition 19); SHAP explanations and anchors are informative on decision trees with small depth (Proposition 14 and Proposition 16).
- (3) Alternatively, instead of making assumptions on the function f , we can enrich the explanations themselves in order to make them informative. For example, we might request that explanations are locally stable: they not only apply to exactly the point they have been asked for, but are also attested to be valid in a local neighborhood around this point (Proposition 9).

What are the consequences of our results? Result (1) demonstrates the significant limitation of local-post hoc explanation algorithms. In the case where the explanations are most desperately needed, namely when the decision functions are black boxes and have been learned by complex architectures such as deep neural networks or random forests, local post-hoc explanations do not provide any tangible information whatsoever about the decision function. This finding applies to many of the most popular explanation algorithms on tabular data, like SHAP, gradient explanations, anchors or counterfactuals. In our opinion, these findings are not so much a weakness of these particular explanation algorithms, but rather a flaw in the whole setup: trying to explain arbitrarily complex decision functions by pointwise explanations at individual data points is doomed to fail for fundamental mathematical reasons, and we believe that our results are just representatives of a much more general phenomenon.

Results (2) and (3) point to a way forward, that is how to obtain informative explanations. The key insight is that to make local post-hoc explanations informative, we need to provide more information than just a single, pointwise explanation. In the context where the explanations are provided to a user by the developer of an AI system, the developer could disclose properties of the decision function, for example, regarding its robustness or simplicity. Alternatively, the developer might report not only a single explanation, but explanations for an entire region around the data point.

What do our results imply for auditing, regulation, and high-risk applications of AI? The first important insight is that unless the developer of an AI system asserts that the decision function is “simple” or that an explanation is locally stable, current local post-hoc explanations are meaningless: One cannot deduce any tangible information from these explanations. Surely, this is not what legislators had in mind when drafting the relevant legislation, such as Article 86 of the AI Act in the European Union. With respect to the AI Act in particular, we find it hard to imagine that local post-hoc algorithms in their current form could be considered appropriate under this legislation. To make them suitable, the explanations would need to include additional information. It will be a matter of future work to determine whether some kind of “enriched” local post-hoc explanations can be made fit for the purpose of auditing, regulation, and high-risk applications, or whether they need to be abandoned.

2 Related work

The field of explainable machine learning has been rapidly growing over the last decade, for an overview see Molnar (2025). Existing research can be broadly distinguished into research on interpretable models (Caruana et al., 2015, Letham et al., 2015), post-hoc explanation algorithms (Lundberg and Lee, 2017, Ribeiro et al., 2016), and mechanistic interpretability (Nanda et al., 2023). In this work, we focus on post-hoc explanation algorithms. Post-hoc explanations are intuitively appealing because they are applicable to any model, meaning that we do not need to sacrifice accuracy (Lundberg and Lee, 2017). Consequently, post-hoc explanations have been heralded for a variety of important and often high-stakes use-cases, including model debugging (Adebayo et al., 2020), detecting discrimination (Agarwal et al., 2018), giving recourse recommendations (Karimi et al., 2022), applications of the AI Act (Panigutti et al., 2023), and many others. At the same time, there is an ongoing debate about the usefulness of post-hoc explanations. Most prominently, Rudin (2019) called for a stop of using these method because they can be “misleading and often wrong” (Rudin, 2019,

Section 5), and Bordt et al. (2022) find that post-hoc explanations do not serve their purpose in many legal contexts.

Indeed, there exist many negative results regarding local post-hoc explanations in the literature. For example, it is known that local explanation algorithms are sensitive to parameter choices, and different explanation algorithms tend to give widely different results (Bordt et al., 2022, Krishna et al., 2022). This can be specifically exploited to co-develop machine learning models that always come with “harmless” explanations (Sharma et al., 2024). Moreover, many local explanation algorithms can be manipulated and fooled by malicious explanation providers (Slack et al., 2020, Anders et al., 2020, Slack et al., 2021). But at the same time, auditing local explanations in hindsight is hard (Bhattacharjee and von Luxburg, 2024).

In terms of theory, several works offer supporting evidence for our conjecture, though none directly formalize it. Bressan et al. (2024) characterize regimes in which complex decision functions can be approximated by simpler models, while Bilodeau et al. (2024) show that feature attributions often fail to test properties of the decision function in general settings. Hill et al. (2024) quantify how local explanation uncertainty grows with the geometric complexity of the decision boundary, suggesting that uniformly reliable attributions are more likely when the boundary is simple. Other works connect degraded attribution quality to complexity more indirectly: Kumar et al. (2020) provide examples where Shapley-value attributions misrepresent feature contributions in the presence of intricate dependencies, Fokkema et al. (2023) prove that attribution methods offering actionable recourse are increasingly vulnerable to manipulation as boundaries become more complex, and Wang et al. (2022) show that adversarially robust models with smoother boundaries tend to yield more interpretable, counterfactual-aligned attributions.

The large number of different post-hoc explanation algorithms, as well as the mentioned failure cases, have led to the attempt to develop desirable criteria for “good” and “trustworthy” explanations (see Nauta et al., 2023 for an extensive overview). Particularly relevant for our work are notions of “faithfulness”, which try to assert whether an explanation is grounded in the function and the data or not (Bhatt et al., 2021, Dasgupta et al., 2022, Velmurugan et al., 2021b).

While it is rarely explicitly discussed, the idea that explanations should provide additional information about the function (beyond the prediction) permeates the literature on post-hoc explanation algorithms (for an explicit mention, see e.g. Remark 3.3 in Azzolin et al., 2025, or Adebayo et al., 2018). In many papers, this is expressed by describing the explanations as “interpretable approximations” to the decision function (Lundberg and Lee, 2017). Indeed, Han et al. (2022) have shown that many local explanation algorithms can be viewed from the perspective of local function approximation.

Beyond the technical properties of explanation algorithms, an important line of work discusses whether and how explanations can be fruitfully used by their human recipients (Miller, 2019, Liao and Varshney, 2021, Hullman et al., 2025). It has often been pointed out that it is unclear what purpose the explanations are supposed to serve (Lipton, 2018, Molnar et al., 2020, Krishnan, 2020, Bordt et al., 2025, Hullman et al., 2025).

An interesting connection exists between our results on gradient explanations and related work in computer vision. In image classification, it has been observed that the input gradients of unconstrained models are often noisy and uninterpretable (Smilkov et al., 2017), whereas those of robust models are frequently human-interpretable (Tsipras et al., 2019, Kaur et al., 2019, Srinivas et al., 2023). What is more, Serrurier et al. (2023) train 1-Lipschitz neural networks and argue that they exhibit desirable explainability properties. These empirical observations connect neatly to our theoretical results, specifically Proposition 4 and Proposition 6 below. It will be a matter of future work to closely investigate the implications of our results for image classification and its explanations.

3 Preliminaries, notation, and setup

3.1 General setup

In this paper we deal with classification or regression on tabular data. We consider an input space $\mathcal{X} \subseteq \mathbb{R}^d$ with d dimensions. We denote the topological interior of \mathcal{X} by $\text{int}(\mathcal{X})$. For a natural number $d \in \mathbb{N}$, we write $[d] := \{1, \dots, d\}$. For a subset $S \subset [d]$ we denote its complement by \bar{S} . For points $x \in \mathbb{R}^d$ we denote their coordinates with superscripts, that is $x = (x^{(1)}, \dots, x^{(d)})$. For a subset $S = \{j_1, \dots, j_{|S|}\}$ of features and a point $x \in \mathbb{R}^d$, we write $x_S := (x^{(j_1)}, \dots, x^{(j_{|S|})})$, indicating that only the features S of x are considered. We consider functions f on \mathcal{X} with real-valued output. For simplicity we often assume that the functions are upper and lower bounded by constants. In case of regression, we directly output the function value $f(x)$. In case of binary classification, we interpret f as a scoring function from which we derive the final output label by $c_f(x) := \text{sign}(f(x))$. For notational simplicity we restrict ourselves to binary classification, but our results carry over to a multi-class setting as well. Let P be a probability

distribution over the input space \mathcal{X} . For simplicity, we often assume that P has a density with respect to the Lebesgue measure (many of our results also hold under weaker assumptions, but would require more technical overhead). Our paper is concerned with explanations of functions that have been learned by some machine learning algorithm. We do not care about the learning step at all and consider the function f as given. But we will often make the assumption that f lives in a particular function space \mathcal{F} that might depend on the learning algorithm that has been used to generate the function.

3.2 Explanations algorithms considered in this paper

This paper deals with local post-hoc explanation algorithms. Such an algorithm gets a function $f \in \mathcal{F}$ and a point $x_0 \in \mathcal{X}$ as input and produces an explanation $\mathcal{E}(f, x_0)$. These explanations can take many different forms, for example they could consist of gradients, feature importance scores, small decision trees, subsets of the input space, or points with certain properties. Note that the explanations produced by some explanation algorithm might depend not only on f and x_0 , but also on additional quantities such as the underlying probability distribution P or samples thereof. To keep notation light, we will omit these dependencies from the notation. Depending on the explanation paradigm, possible explanations of a function f at a point x_0 might be unique or not. As we will see below, gradient and SHAP explanations are always unique, and we denote them by the letter $\mathcal{E}(f, x_0)$. Anchors and counterfactuals, however, are not always unique. In this case, we denote the set of all admissible explanations of f at x_0 by $\mathfrak{E}(f, x_0)$, and specific explanations by $\mathcal{E}(f, x_0) \in \mathfrak{E}(f, x_0)$. In this paper we will focus on the following widely used explanation algorithms:

Gradient explanations. Many explanation algorithms are related to the gradient of the function f at the point x_0 . For the sake of this paper, the most straight forward gradient explanation is the one that simply returns the full gradient of the function f at point x_0 : $\mathcal{E}_{grad}(f, x_0) := \nabla f(x_0)$. In practice, gradient-based explanation algorithms often do not compute the raw gradient itself, but use an approximated version such as LIME (Ribeiro et al., 2016, Garreau and von Luxburg, 2020), a smoothed version such as SmoothGrad (Smilkov et al., 2017), or they integrate gradients along a path (integrated gradients, Sundararajan et al. (2017)). For our analysis we will use the raw gradient, as many of our impossibility results will directly carry over to any explanation that can be derived from the raw gradient.

SHAP explanations. Inspired by game theory, the popular SHAP explanation algorithm (Lundberg and Lee, 2017) computes the importance of a feature j for the prediction $f(x)$ based on a value function $v : \mathcal{P}([d]) \times \mathcal{X} \rightarrow \mathbb{R}$, where \mathcal{P} denotes the power set. It measures the “average value” of the function f if a subset $S \subseteq [d]$ of the features of x are fixed. The two most natural and common choices are the observational value function

$$v(S, x) := \mathbb{E}_{X_{\bar{S}} | X_S = x_S}(f(x_S, X_{\bar{S}}))$$

which averages out the remaining features using the conditional expectation, and the interventional value function

$$v(S, x) := \mathbb{E}_{X_{\bar{S}}}(f(x_S, X_{\bar{S}})),$$

which averages out the remaining features using the marginal expectation. As final SHAP importance score Φ_j of feature j , we then add up weighted differences $v(S \cup j) - v(S)$ for all possible subsets of features:

$$\Phi_j(x) = \sum_{S \subseteq [d]} \frac{|S|!(n - |S| - 1)!}{n!} \cdot (v(S \cup j, x) - v(S, x)).$$

As the marginal expectation is much simpler to estimate than the conditional one, interventional SHAP is the algorithm that is mainly used in practice and that is encoded in the kernel-SHAP algorithm in the most widely used python-package SHAP (Lundberg and Lee, 2017).

In this paper we ignore practical difficulties of computing SHAP explanations, for example the computational complexity of evaluating the value functions for exponentially many subsets or the statistical complexity on how to estimate conditional or marginal distributions from finite samples. For the rest of this paper we assume that we can evaluate all necessary quantities exactly. In the following, we denote the explanations generated by interventional SHAP by $\mathcal{E}_{SHAP}(f, x_0) = (\Phi_1(x_0), \dots, \Phi_d(x_0))$.

Although not diving deeper into the mathematical properties of SHAP, we want to mention the *efficiency axiom*, which will be important in our work. It states that

$$\Phi_1(x) + \dots + \Phi_d(x) = f(x) - \mathbb{E}(f(X)). \quad (1)$$

Anchor explanations. Anchors (Ribeiro et al., 2018) explain the classification of a data point in terms of a simple rule that relates to the features of the point. For simplicity, we consider binary classification: a scoring function f with values between -1 and 1 , where the final classification output is given by $c_f(x) = \text{sign}(f(x))$. A rule R consists of statements like

$$R: x^{(1)} \geq a_1 \ \& \ b_1 \leq x^{(2)} \leq b_2.$$

Intuitively, such a rule is supposed to outline a box in the data space (possibly unbounded in some directions) which contains x_0 , such that most of the points in this box have the same label as x_0 . For a rule R denote by \mathcal{X}_R the set of all points in \mathbb{R}^d that satisfy the rule. The coverage of a rule R is defined as the probability that a randomly chosen point in would satisfy the rule:

$$\text{coverage}(R) := \mathbb{P}(\mathcal{X}_R).$$

The precision of a rule R is defined as the probability that points that satisfy the rule are assigned the same label as x_0 . We thus define

$$\text{precision}(R, f, x_0) := \frac{1}{\mathbb{P}(\mathcal{X}_R)} \cdot \mathbb{P}(\{x' \mid x' \in \mathcal{X}_R \text{ and } c_f(x') = c_f(x_0)\}).$$

An anchor explanation is defined as a tuple

$$\mathcal{E}_{\text{anchor}}(f, x_0) = (R, p),$$

where R is the rule and p its precision. We call an anchor *perfect* if its precision equals 1. We denote the set of all possible anchors with precision p around x_0 for function f by

$$\mathfrak{E}_{\text{anchor}}(f, x_0, p) := \{(R, p) \mid x_0 \text{ satisfies } R, \text{ precision}(R, f, x_0) = p\}.$$

Counterfactual explanations. Counterfactual explanations (Wachter et al., 2017) are typically used in a classification scenario. For simplicity, we consider binary classification: a scoring function f with values between -1 and 1 , where the final classification output is given by $c_f(x) = \text{sign}(f(x))$. One way of defining a counterfactual explanation of f at x_0 is by identifying one dimension j such that if one changes feature $x^{(j)}$ by an amount of r , the resulting point x_C is on the other side of the decision surface. Formally, such counterfactual explanations are defined as the solutions of the optimization problem

$$\begin{aligned} \underset{j \in [d], r \in \mathbb{R}}{\text{argmin}} \quad & |r| \\ \text{s.t.} \quad & c_f(x_0) \neq c_f(x_0 + r \cdot e_j), \end{aligned} \tag{2}$$

where e_j is the j th standard basis vector. The counterfactual is then received by $x_C = x_0 + r^* \cdot e_{j^*}$, where (j^*, r^*) minimizes (2). If multiple features are allowed to change, the optimization problem takes the form

$$\begin{aligned} \underset{v \in \mathbb{R}^d}{\text{argmin}} \quad & \|v\| \\ \text{s.t.} \quad & c_f(x_0) \neq c_f(x_0 + v). \end{aligned} \tag{3}$$

In particular, from a solution $\|v\|$ of the second optimization problem we can deduce that all points in a ball $B_r(x_0)$ with $r < \|v\|$ get classified with the same label as x_0 . If v^* is a minimizer of (3), we call the corresponding explanation $\mathcal{E}_{\text{scf}}(f, x_0) = x_0 + v^*$ a **strong counterfactual** explanation (scf standing for strong counterfactual). (Here we ignore the technical issue that (3) might not have a well-defined solution as $\{x \in \mathcal{X} \mid f(x) \neq f(x_0)\}$ is not necessarily a closed set. This can be fixed, for example by considering $c_f(x_0 + (1 + \varepsilon)v)$ for all $\varepsilon > 0$ instead. However, we will not dive into these technical details any further as they do not play a role in the proofs of our theorems.) Strong counterfactuals are not necessarily unique as (3) might not have a unique solution. We denote the set of all strong counterfactuals by $\mathfrak{E}_{\text{scf}}(f, x_0)$.

However, strong counterfactuals are only nice for theory. Practically, counterfactual explanation algorithms do not solve the above optimization problem. They only run a local search for some point that is close to the point x_0 , but has a different class label, for example by following the gradient of the function. This type of counterfactual explanation is much weaker, because it does not give us any guarantees about other points in a ball. We call a counterfactual explanation **weak** if it just returns a data point $x_C \in \mathcal{X}$ that has a different label than x_0 , and denote this explanation by $\mathcal{E}_{\text{wcf}}(f, x_0)$. We denote the set of all weak counterfactuals by

$$\mathfrak{E}_{\text{wcf}}(f, x_0) = \{x \in \mathcal{X} \mid c_f(x) \neq c_f(x_0)\}.$$

3.3 Rademacher complexity

Our definition of informative explanations below makes use of the concept of Rademacher complexity, which quantifies the complexity of a function class \mathcal{F} by its ability to fit random labels (Bartlett and Mendelson, 2002, Bousquet et al., 2003, Shalev-Shwartz and Ben-David, 2014). Concretely, for $n \in \mathbb{N}$ denote by $\sigma := (\sigma_1, \sigma_2, \dots, \sigma_n)$ a vector of n i.i.d. random variables σ_i that take the values -1 and $+1$ with probability $1/2$ each. For a fixed set of points $x = (x_1, \dots, x_n) \subset \mathcal{X}^n$ we define the empirical Rademacher complexity $\hat{R}_n(\mathcal{F})$ as

$$\hat{R}_n(\mathcal{F}) := \mathbb{E}_\sigma \sup_{f \in \mathcal{F}} \frac{1}{n} \sum_{i=1}^n \sigma_i f(x_i)$$

and the Rademacher complexity $R_n(\mathcal{F})$ as its expectation over the random sample,

$$R_n(\mathcal{F}) := \mathbb{E}_x \mathbb{E}_\sigma \sup_{f \in \mathcal{F}} \frac{1}{n} \sum_{i=1}^n \sigma_i f(x_i).$$

In a standard learning theory setup, Rademacher complexities of function classes can be used to derive generalization bounds, for example for binary classification with the zero-one-loss. To consider alternative loss functions or regression, one could adapt the framework by introducing loss classes. However, we will use Rademacher complexities for a slightly different purpose and do not need this extra step. In general, the Rademacher complexity of a function class of real-valued functions could take the value ∞ . However, to make the exposition simpler, we will often make assumptions that ensure that the Rademacher complexity is finite. For example, this is the case if all the functions in \mathcal{F} are upper and lower bounded by a fixed constant.

4 Informative explanations

We now introduce the key definitions for this paper. These definitions are supposed to capture whether an explanation $\mathcal{E}(f, x_0)$ provides anything “interesting” or “meaningful” or “worthwhile to report” about the decision $f(x_0)$ — in particular, something that we did not know before asking for the explanation. To encode prior knowledge that we might have about the function f , we introduce a class \mathcal{F} of possible functions and assume that $f \in \mathcal{F}$. For example, the class could consist of all functions that can be learned by a random forest; or all functions that can be learned by a decision tree of depth at most three; or all robust functions with Lipschitz constant smaller than 1; or all differentiable functions that interpolate a given set of training points.

We now want to say that an explanation $\mathcal{E}(f, x_0)$ for a function $f \in \mathcal{F}$ is trivial if knowing the explanation does not give us any evidence whatsoever which of the functions in \mathcal{F} could have been used to generate the prediction $f(x_0)$: A trivial explanation does not even allow us to rule out a single function from the space. With this intuition it is clear that we want to receive non-trivial explanations. However, even non-trivial explanations might not yet be really meaningful: While we might be able to rule out at least one function from \mathcal{F} , there might be so many functions left that we still don’t have any tangible insight regarding f . To tackle this case, we say that an explanation is informative if knowing the explanation strictly reduces the complexity of the space of functions under consideration. Formally, we define both notions as follows.

Definition 1 (Non-trivial and informative explanations). *Consider an input space $\mathcal{X} \subseteq \mathbb{R}^d$ and a space \mathcal{F} of real-valued functions defined on \mathcal{X} . Consider an explanation algorithm that for all $g \in \mathcal{F}$ and for all $x \in \mathcal{X}$ produces a unique explanation $\mathcal{E}(g, x)$. Fix some $f \in \mathcal{F}$ and $x_0 \in \mathcal{X}$ and consider the explanation $\mathcal{E}(f, x_0)$ of function f at point x_0 . Define the following two spaces of functions: $\mathcal{F}_{\text{predict}}^{x_0}$, the space of all functions that agree with f on the prediction $f(x_0)$; and $\mathcal{F}_{\text{explain}}^{x_0}$, the functions that agree with f both in terms of prediction $f(x_0)$ and the corresponding explanation:*

$$\begin{aligned} \mathcal{F}_{\text{predict}}^{x_0} &:= \{g \in \mathcal{F} \mid g(x_0) = f(x_0)\} \\ \mathcal{F}_{\text{explain}}^{x_0} &:= \{g \in \mathcal{F} \mid g(x_0) = f(x_0) \text{ and } \mathcal{E}(g, x_0) = \mathcal{E}(f, x_0)\}. \end{aligned}$$

Similarly, in the case of non-unique explanations, we define $\mathcal{F}_{\text{explain}}^{x_0}$ to be the set of all functions that agree with f on the prediction and for which the given explanation $\mathcal{E}(f, x_0)$ is valid. Formally, this means

$$\mathcal{F}_{\text{explain}}^{x_0} := \{g \in \mathcal{F} \mid g(x_0) = f(x_0) \text{ and } \mathcal{E}(f, x_0) \in \mathfrak{E}(g, x_0)\}.$$

We say that the explanation $\mathcal{E}(f, x_0)$ is **non-trivial** with respect to \mathcal{F} if $\mathcal{F}_{\text{explain}} \subsetneq \mathcal{F}_{\text{predict}}$. We say that the explanation $\mathcal{E}(f, x_0)$ is **informative** with respect to \mathcal{F} and a fixed value $n \in \mathbb{N}$ if the Rademacher complexity of $\mathcal{F}_{\text{explain}}^{x_0}$ is strictly smaller than the one of $\mathcal{F}_{\text{predict}}^{x_0}$:

$$R_n(\mathcal{F}_{\text{explain}}^{x_0}) < R_n(\mathcal{F}_{\text{predict}}^{x_0}).$$

To get a first feeling for these definitions, let us discuss some simple examples first. Further below we then discuss the design decisions and rationales of the definitions.

4.1 First examples

To get a first feeling for our definitions, let us consider some very simple first examples.

Trivial implies non-informative. It is obvious from the definitions that trivial explanations are always non-informative. Equivalently, informative explanations are always non-trivial. However, we will see below that there also exists a large class of explanations that are non-trivial but at the same time not informative.

f -independent explanations are trivial. Assume a model developer provides an explanation that is independent of the function f . Such an explanation is always trivial and not informative because $\mathcal{F}_{\text{explain}} = \mathcal{F}_{\text{predict}}$. In particular, this is true if the explanation depends only on the data point x_0 and properties of the underlying data distribution, but not on the function f . As a concrete examples, consider an explanation that highlights x_0 's largest coordinate; or an algorithm that runs a local principal component analysis in a neighborhood of x_0 and returns the direction of the largest component; or an algorithm that estimates statistical or causal dependencies of variables around x_0 and returns a particular variable. Such explanations are trivial. The same holds if an explanation provider simply invents a plausible-sounding explanation without even looking at f .

The tautological explanation is trivial. Consider the curious case of the explanation $\mathcal{E}(f, x_0) := f(x_0)$. This "explanation" is perfectly faithful: it depends on the function f , it is specific to the data point x_0 , it is not made up in any way, and it satisfies many criteria for "good" explanations in the literature. Yet, this explanation is obviously useless: It does not tell us anything that we did not know yet when we asked for an explanation. This case is nicely covered in our definition: obviously, this explanation is trivial and non-informative because $\mathcal{F}_{\text{explain}} = \mathcal{F}_{\text{predict}}$.

Gradient explanations on linear functions are informative. Consider $\mathcal{X} = [0, 1]^d$ with the uniform distribution, and the class \mathcal{F} of affine linear functions on this space. Fix some $x_0 \in [0, 1]^d$ and assume we get to see $f(x_0) =: a$. The space $\mathcal{F}_{\text{predict}}^{x_0}$ consists of all affine linear functions g that satisfy $g(x_0) = a$, which is a space with Rademacher complexity > 0 . Now consider the gradient explanation $\mathcal{E}_{\text{grad}}(f, x_0) = \nabla f(x_0)$. The additional knowledge of the gradient allows us to precisely determine the affine linear function f , so $\mathcal{F}_{\text{explain}}^{x_0}$ only consists of the single function f , which implies Rademacher complexity 0. Hence, the explanation was informative. See Proposition 2 below for a formal statement.

Gradient explanations for piecewise constant functions are non-trivial, yet not informative. Consider $\mathcal{X} = [0, 1]^d$ and assume that the probability distribution P has a positive density. Consider the space \mathcal{F} of all axis-parallel decision trees on $[0, 1]^d$ with depth 3. Consider the gradient explanation

$$\mathcal{E}(f, x_0) = \begin{cases} \nabla f(x_0) & \text{if } f \text{ is differentiable at } x_0 \\ \text{NaN} & \text{otherwise.} \end{cases}$$

Intuition would tell us that gradient explanations do not provide any useful information on decision trees, as they consist of piecewise constant functions that have gradient 0 almost everywhere (except on the decision boundaries, where the function is not differentiable). So let us fix an arbitrary decision tree f , and consider a sample point x_0 drawn according to P that we want to explain. With probability 1, the point x_0 will not sit on any of the tree's decision boundaries, hence $\mathcal{E}(f, x_0) = 0$. This explanation serves to exclude all functions $g \in \mathcal{F}$ whose decision boundaries pass through x_0 , hence $\mathcal{F}_{\text{explain}} \subsetneq \mathcal{F}_{\text{predict}}$; the explanation is non-trivial. But at the same time, the explanation is not informative: Albeit $\mathcal{F}_{\text{explain}} \subsetneq \mathcal{F}_{\text{predict}}$, the Rademacher complexities of both sets remain the same. Intuitively this is perfectly plausible — the set of decision trees does not get "significantly smaller" if we exclude those specific trees that have a decision boundary at x_0 . For the formal proof, see Appendix C.1. We can see that in this example, our definitions achieve exactly the right thing: While they capture

the fact that the explanation allows to exclude some selected trees from \mathcal{F} (non-trivial), the explanation does not really help us to learn anything “useful” about the particular decision tree f (non-informative): The function f could still produce pretty much any behavior within the class of decision trees of depth 3.

Whether explanations are informative or not strongly depends on our background knowledge \mathcal{F} . Below we will see that it is immensely important what we consider as our background knowledge. Let us just outline two different cases here:

Explanations $\mathcal{E}(f, x_0)$ can be highly informative if f comes from a moderately-sized function space \mathcal{F}_1 (where the explanation helps to rule out a significant part of the function space), yet completely non-informative if the same function is only known to come from a much larger function space \mathcal{F}_2 (that contains so many functions that the explanation does not reduce the complexity of the space of functions). As an example, we will see below that gradient explanations are informative on the space of all polynomials with bounded coefficients and bounded degree, but not on the space of all polynomials (see Subsection 5.3 and 5.2).

The other way round, an explanation can be informative on a moderately-sized function class, but become trivial on a small class in which all functions receive the same explanation. As an example, consider again gradient explanations that are informative on the space of all polynomials with bounded coefficients and bounded degree (see Subsection 5.3), but that are obviously trivial on the space of affine linear functions with fixed gradient $(1, 1, \dots, 1)$.

5 When are gradient explanations informative?

Now let us move on to study gradient explanations in detail. In this section we consider functions $f : \mathcal{X} \rightarrow \mathbb{R}$, where $\mathcal{X} \subseteq \mathbb{R}^d$, which can either be used in a regression setup or serve as the scoring function f in classification. Typically, we assume that the functions are bounded (to ensure that the Rademacher complexities are finite), and we assume that the probability distribution on \mathcal{X} has a positive density.

5.1 Examples: Linear versus noisy linear functions

To begin, we will contrast two scenarios. The first one is the case of linear functions. Intuition tells us that a gradient explanation for a linear function is informative: once we know the value $f(x_0)$ and the gradient $\nabla f(x_0)$, the function is completely determined. This is what we will also see formally in Proposition 2 below. We will then contrast this with the case of “noisy” linear functions. Here we mean functions that behave like linear functions on the macro-scale, but whose decision boundary is allowed to contain steep but tiny “wiggles” of size at most ε , for example a very small sine function of high frequency. Contemplating this case leads to the intuition that gradient information should not be informative in this case: Due to the construction, the gradient of the function at a particular point is a pretty arbitrary, local piece of information that only depends on the wiggly noise and does not tell us anything about the global behavior of the function f . Hence, learning about the gradient of f at x_0 should not be informative. This is the content of Proposition 3 below. Similar statements can also be proved about piecewise linear functions, see Appendix D.1.

Proposition 2 (Gradient explanations on linear functions are informative). *Consider a compact data space $\mathcal{X} \subseteq \mathbb{R}^d$ with a probability distribution P that has a positive density. Let \mathcal{F} be the class of linear functions with bounded coefficients*

$$\mathcal{L}^M := \left\{ f : \mathcal{X} \rightarrow \mathbb{R} \mid f(x) = w^T x + b, \|w\|, |b| < M \right\}.$$

Over this space, gradient explanations $\mathcal{E}_{\text{grad}}(f, x_0)$ are non-trivial and informative for all $f \in \mathcal{F}$, for all $x_0 \in \text{int}(\mathcal{X})$, and all $n \geq 1$.

Proof sketch (full proof in Appendix C.2). It is clear that a gradient explanation is non-trivial: $\mathcal{F}_{\text{predict}}^{x_0}$ consists of all linear functions that pass through $(x_0, f(x_0))$, whereas $\mathcal{F}_{\text{explain}}^{x_0}$ only consists of the single function f (because f is the only linear function that passes through $(x_0, f(x_0))$ and has the same gradient as f). Hence, with the help of a technical lemma, it is easy to show informativeness. \odot

Proposition 3 (Gradient explanations on noisy linear functions are not informative). *Consider a compact data space $\mathcal{X} \subseteq \mathbb{R}^d$ with a probability distribution P that has a positive density. Let \mathcal{F} be a class of noisy bounded linear functions*

$$\mathcal{L}_\varepsilon^M := \left\{ f : \mathcal{X} \rightarrow \mathbb{R} \mid f \text{ differentiable}, \exists g \in \mathcal{L}^M \forall x \in \mathbb{R}^d : g(x) - \varepsilon < f(x) < g(x) + \varepsilon \right\}.$$

Gradient explanations $\mathcal{E}_{\text{grad}}(f, x_0)$ on \mathcal{F} are non-trivial and non-informative for all $f \in \mathcal{F}$, all $x_0 \in \text{int}(\mathcal{X})$, and all $n \geq 1$.

Proof sketch (full proof in Appendix C.3). To show non-informativeness, assume that we have $n \geq 1$ sample points x_1, \dots, x_n and Rademacher variables $\sigma_1, \dots, \sigma_n$ as labels. Let $g \in \mathcal{F}_{\text{predict}}^{x_0}$ be the function that maximizes the expression $\frac{1}{n} \sum_{i=1}^n \sigma_i \varphi(x_i)$ over $\mathcal{F}_{\text{predict}}^{x_0}$. Now it is possible to modify g only locally around x_0 , so that its gradient matches that of f in x_0 (meaning $\tilde{g} \in \mathcal{F}_{\text{explain}}^{x_0}$), but the values it takes on the sample points do not change. Consequently, $\sup_{\varphi \in \mathcal{F}_{\text{predict}}^{x_0}} \frac{1}{n} \sum_{i=1}^n \sigma_i \varphi(x_i) = \sup_{\varphi \in \mathcal{F}_{\text{explain}}^{x_0}} \frac{1}{n} \sum_{i=1}^n \sigma_i \varphi(x_i)$. This construction can be done for all sample points x_i and corresponding Rademacher variables σ_i , which proves the statement. \odot

In Appendix D.1 we show exemplary that similar results can also be achieved for classes with piecewise linear functions.

The propositions above already help us to gain intuition about the “inductive bias” of gradient explanations: In cases where the function class only contains functions of “low variation”, revealing the gradient at some point x_0 represents a meaningful piece of information about the function f , so that we can deduce some aspects about the behavior of f on (some) other data points as well. However, in cases where the function class contains functions with very high variation, the local gradient information does not allow us to make any more global conclusions about the function f . This observation directly leads us to the next subsection, where we make this intuition precise.

5.2 On spaces of complex functions, gradient explanations are not informative

Now we prove one of the first main results in this paper: If the function space \mathcal{F} is too large, gradient explanations are not informative anymore. Intuitively, knowing the function’s gradient at some data point x_0 does not give us any clue about the function’s behavior at any other part of the space, not even very close to x_0 .

Proposition 4 (Gradient explanations on all differentiable functions are not informative). Consider a compact data space $\mathcal{X} \subseteq \mathbb{R}^d$ with a probability distribution P that has a positive density. Let \mathcal{F} be the class of differentiable functions

$$\mathcal{D} = \{f : \mathcal{X} \rightarrow [-1, 1] \mid f \text{ differentiable}\}.$$

Over this space, gradient explanations $\mathcal{E}_{\text{grad}}(f, x_0)$ are non-trivial and non-informative for all $f \in \mathcal{F}$, all $x_0 \in \text{int}(\mathcal{X})$ and all $n \geq 1$.

Proof sketch. The Proof works similarly as for Proposition 3 (full proof in Appendix C.4): With probability 1, any differentiable function in $\mathcal{F}_{\text{predict}}^{x_0}$ that maximizes the Rademacher expression $\sum_{i=1}^n \sigma_i \varphi(x_i)$ can be modified in a local neighborhood of x_0 to have the same gradient (and thus the same explanations) as f at x_0 . This modification is possible within the class of differentiable functions, such that the resulting function is in $\mathcal{F}_{\text{explain}}^{x_0}$. \odot

Proposition 5 (Gradient explanations on all polynomials are not informative). Consider a compact data space $\mathcal{X} \subseteq \mathbb{R}^d$ with a probability distribution P that has a density. Let \mathcal{F} be the class of polynomials with arbitrary degree

$$\mathcal{P} = \left\{ f : \mathcal{X} \rightarrow [-1, 1] \mid \forall x \in \mathcal{X} : f(x) = \sum_{|\alpha| \leq k} a_{\alpha_1, \dots, \alpha_d} \left(x^{(1)}\right)^{\alpha_1} \cdots \left(x^{(d)}\right)^{\alpha_d}, k \in \mathbb{N} \right\},$$

where α is a multi-index. Over this space, gradient explanations $\mathcal{E}_{\text{grad}}(f, x_0)$ are non-trivial and non-informative for all $f \in \mathcal{F}$, all $x_0 \in \text{int}(\mathcal{X})$ and all $n \geq 1$.

Proof sketch (full proof in Appendix C.5). The proof works similarly as the one before. The key insight is that for every set of points x_1, \dots, x_n with Rademacher labels $\sigma_1, \dots, \sigma_n$ one can find a polynomial that passes through these points, but at the same time agrees in terms of its gradient with f on x_0 . \odot

In both cases, the proofs work similarly: It is possible to locally modify a function in a tiny neighborhood around x_0 so that it behaves as f in this neighborhood and differently outside the neighborhood. This construction is possible because the class of differentiable functions allows arbitrary large gradients and curvatures, so that we can change the behavior of a function in arbitrary fast ways. Intuitively, it is then also clear why gradient explanations of such functions cannot be informative: The information of the gradient does not allow us to

make any conclusion whatsoever about how the function behaves, not for a single data point in the space. Hence, knowing about the gradient of f at x_0 does not help us to conclude anything about f outside of x_0 .

This discussion already hints at what happens in the next subsection: As soon as we restrict the function class, for example by bounding the curvature of functions, the situation changes. Knowledge of the gradient at x_0 then lets us conclude something about the behavior of f in a fixed, local neighborhood of x_0 , hence the explanation becomes informative.

5.3 Gradient explanations are informative for simple functions

We have seen above that gradient explanations on the space of differentiable functions are not informative. We would now like to restrict the function class in such a way that explanations become informative. Our first idea was to consider functions whose gradient norms are bounded by a constant. However, this condition is not enough, as one can show by a proof that is similar to the one of Proposition 4. What we additionally need is that the gradients are also not allowed to change too fast.

Proposition 6 (Gradient explanations on functions with smooth gradients are informative). *Consider a compact data space $\mathcal{X} \subseteq \mathbb{R}^d$ with a probability distribution P that has a positive density. Let \mathcal{F} be the class of functions with bounded and Lipschitz continuous gradients*

$$\begin{aligned} \mathcal{D}_{\alpha,\beta} := \{ & f : \mathcal{X} \rightarrow \mathbb{R} \mid f \text{ differentiable,} \\ & \forall x \in \mathcal{X} : \|\nabla f(x)\| \leq \alpha, \\ & \forall x, y \in \mathcal{X} : \|\nabla f(x) - \nabla f(y)\| \leq \beta\|x - y\|\}. \end{aligned}$$

Over this class, gradient explanations $\mathcal{E}_{\text{grad}}(f, x_0)$ are non-trivial and informative for all $f \in \mathcal{F}$, all $x_0 \in \text{int}(\mathcal{X})$, and all $n \geq 1$.

Proof sketch (full proof in Appendix C.6). In this proof we exploit that functions in $\mathcal{D}_{\alpha,\beta}$ cannot change arbitrarily fast. We construct an event A , in which all Rademacher variables x_1, \dots, x_n fall into a cone and have labels $\sigma_1, \dots, \sigma_n$ that are as different as possible from labels that can be achieved by f . Due to the smoothness-assumption, $\sum_{i=1}^n \sigma_i g(x_i)$ is then larger if we allow $g \in \mathcal{F}_{\text{predict}}^{x_0}$ than if we only have $g \in \mathcal{F}_{\text{explain}}^{x_0}$. By a technical lemma we then show that as soon as such a situation happens with positive probability, the Rademacher complexities of the two sets cannot be equal. \odot

Proposition 7 (Gradient explanations on constrained polynomials are informative). *Consider a compact data space $\mathcal{X} \subseteq \mathbb{R}^d$ with a probability distribution P that has a positive density. Let \mathcal{F} be the class of polynomials with maximal degree $D \geq 1$ and with coefficients bounded by M*

$$\begin{aligned} \mathcal{P}_{D,M} := \{ & f : \mathcal{X} \rightarrow \mathbb{R} \mid \forall x \in \mathcal{X} : f(x) = \sum_{|\alpha| \leq D} a_\alpha \left(x^{(1)}\right)^{\alpha_1} \dots \left(x^{(d)}\right)^{\alpha_d}, \\ & \forall \alpha \text{ with } |\alpha| \leq D : |a_\alpha| \leq M \}, \end{aligned}$$

where α is a multi-index. Over this class, gradient explanations $\mathcal{E}_{\text{grad}}(f, x_0)$ are non-trivial and informative for all $f \in \mathcal{F}$, for all $x_0 \in \text{int}(\mathcal{X})$ and all $n \geq 1$.

Proof sketch (full proof in Appendix C.7). First, we prove that there exist α and β such that $\mathcal{P}_{D,M} \subseteq \mathcal{D}_{\alpha,\beta}$. The result then follows from the previous proposition. \odot

The propositions above show that gradient explanations are often informative on classes of simple functions. However, we might want to also keep in mind the example of the noisy linear functions in Proposition 3: here the functions had a structure that is “globally simple” (linear), but “locally complex” (large wiggling). So one has to be very careful which notion of simplicity to use. As we will see below, this notion also changes depending on which type of explanation we consider.

5.4 Gradient explanations are informative if they are locally stable

Above we have seen that one way to make explanations informative is to restrict the space \mathcal{F} of functions. In this section, we point out a different approach: Instead of restricting the function space to make explanation \mathcal{E} informative, we can also keep the function space, but “enrich” the explanation \mathcal{E} with further information. A particularly promising approach consists in asserting that explanations only vary slowly around the data point of interest.

Definition 8 (Locally stable explanations). Consider an explanation algorithm that generates unique explanations $\mathcal{E}(f, x)$. Let $\|\cdot\|$ be a norm that allows to measure the distance between two explanations. For $r > 0, \delta > 0$, an r - δ -locally stable explanation $\mathcal{E}^\#(f, x_0)$ of f at x_0 consists of a triple $\mathcal{E}^\#(f, x_0) := (\mathcal{E}(f, x_0), r, \delta)$ such that explanations only vary by a factor of δ in the ball of radius r around x_0 :

$$\forall x, y \in B_r(x_0) : \|\mathcal{E}(f, x) - \mathcal{E}(f, y)\| \leq \delta \cdot \|x - y\|.$$

This notion captures the intuitively appealing idea that an explanation should not change wildly between neighboring data points, but should be somewhat consistent in local neighborhoods (Alvarez Melis and Jaakkola, 2018). Note that local stability is different in spirit from what people often define as robust explanations: the robustness of an explanation algorithm measures how much an explanation a fixed data point x_0 changes if we slightly perturb the function, slightly change the underlying data distribution, or slightly change parameters of our explanation algorithm. Stability in contrast measures how much the explanations change if we fix f , the distribution and the algorithm, but slightly vary the input data point.

As the next proposition shows, locally stable gradient explanations are informative even over the space of all differentiable functions with bounded gradients.

Proposition 9 (Locally stable gradient explanations are informative). Consider a compact data space $\mathcal{X} \subseteq \mathbb{R}^d$ with a probability distribution P that has a positive density. Let \mathcal{F} be the class of differentiable functions with bounded gradients

$$\mathcal{D}_\alpha := \{f : \mathcal{X} \rightarrow \mathbb{R} \mid f \text{ differentiable}, \forall x \in \mathcal{X} : \|\nabla f(x)\| \leq \alpha\}.$$

Consider a point $x_0 \in \text{int}(\mathcal{X})$ and $r > 0$ such that $B_r(x_0) \subseteq \mathcal{X}$, and let $\delta > 0$. Then, over the class of \mathcal{D}_α , r - δ -locally stable gradient explanations $\mathcal{E}_{\text{grad}}^\#(f, x_0)$ are informative for all $f \in \mathcal{F}$, all $n \geq 1$.

Proof sketch (full proof in Appendix C.8). The locally stable explanation provides a ball around x_0 on which the function f has δ -Lipschitz gradients. The proof then works similar as the ones before. \odot

Note that gradient explanations without locality-property are not informative over the class of functions with bounded gradients. Hence, the knowledge about local stability renders explanations informative that would not be informative otherwise.

5.5 Further extensions

Above we always considered the case of explanations that return the full gradient of f at point x_0 . As we have seen, such explanations are not informative on very large function spaces (Propositions 4 and 5) or very noisy function spaces (Proposition 3), but informative on smaller function spaces (Propositions 6 and 7). Many of these results can be carried over to other gradient-based explanations. For example, in Appendix D.2 we illustrate that similar results can also be proved for the case that the explanation only consists of the largest component of the gradient and its index. We also expect many of these results to carry over to smoothed gradients when smoothing takes place in small local neighborhoods. The case of integrated gradients might behave differently, as we integrate along paths that cover larger regions of the space.

In hindsight, one might say that our results for gradient explanations are somewhat obvious: As the explanations depend on arbitrary small regions of the space, knowledge about the gradient cannot be extended to other regions of the space. However, in the next sections we will see that similar results can be proved for explanation algorithms that are much less local.

6 When are SHAP explanations informative?

We now turn our attention towards SHAP explanations. We consider the scenario of regression with real-valued functions f or classification where the classification c_f is based on thresholding the function f . Note that even in the classification case, we compute the SHAP values from f directly, as it is the standard approach for SHAP. Typically, we assume that the functions are bounded (to ensure that the Rademacher complexities are finite), and we assume that the probability distribution on \mathcal{X} has a density (to avoid funny boundary cases).

For SHAP explanations, it is much “less obvious” whether explanations are informative or not. What is different between SHAP and gradient explanations is the nature of the information that goes into the explanations. While gradient explanations can be computed by

just knowing the behavior of f in a local neighborhood of x_0 , this is not true for SHAP. To the contrary, a SHAP explanation at point x_0 looks at marginal or conditional expectations, and thus takes into account the behavior of f on large parts of the data space. It definitely does not work to simply modify functions in a local neighborhood of x_0 to achieve desired SHAP explanations. More concretely, each interventional SHAP value depends on the marginal expectations $v(S) := \mathbb{E}_X(f(x^{(S)}, X^{(\bar{S})}))$ for all $S \subseteq [d]$. Consequently, knowing the SHAP values of x_0 in addition to $f(x_0)$ gives us a linear system of d equations (one for each SHAP value) and $2^d - 1$ marginal expectations as our unknowns (one for each subset of features S). Whether these restrictions on the marginal expectations of our function now make SHAP explanations informative depends on the function class. In case of a very rich function class, we might be able to fit a sample of data points and still choose the function such that it has the desired marginal expectations. For weaker function classes, these additional restrictions may limit the ability to fit data points, leading to a smaller Rademacher complexity and hence to an informative explanation.

6.1 Examples of piecewise constant functions on a grid: full support vs. manifold setting

To get more intuition about SHAP explanations, let us start again with simple examples: piecewise constant functions on a grid. For the sake of illustration, consider the unit cube $\mathcal{X} = [0, 1]^d$ with an equidistant grid with $k - 1$ subdivisions along each axis, leading to k^d grid cells. Let \mathcal{H}_k be the set of functions that are piecewise constant on these k^d grid cells and have values in $[-1, 1]$.

Proposition 10 (SHAP explanations on a known grid are informative). *Consider the space $\mathcal{X} = [0, 1]^d$ with a probability distribution P that has a positive density. Let \mathcal{F} be the class of all grid functions \mathcal{H}_k with values in $[-1, 1]$ as described above. Over this class, the interventional SHAP explanation $\mathcal{E}_{\text{SHAP}}(f, x_0)$ is informative for all $f \in \mathcal{H}_k$, all $x_0 \in \mathcal{X}$ and all $n \geq k^d - 1$.*

Proof sketch (full proof in Appendix E.1) Note that the expected value of f is given by $\mathbb{E}(f(X)) = f(x_0) - \sum_{j=1}^d \Phi(x_0)$ due to the efficiency axiom (1). This implies that every function in $\mathcal{F}_{\text{explain}}^{x_0}$ has the same expected value as f . If each grid cell besides the one of x_0 contains a Rademacher point and the regarding labels are the same within each cell, there is a function $g \in \mathcal{F}_{\text{predict}}^{x_0}$ which can interpolate the points. However, as the value of g in each grid cell is then known, so is $\mathbb{E}(g(X))$. So, if the labels σ_i are chosen accordingly, $\mathbb{E}(g(X)) \neq \mathbb{E}(f(X))$ and hence $g \notin \mathcal{F}_{\text{explain}}^{x_0}$. This results in a smaller Rademacher complexity. \odot

Example 11 (Non-informative SHAP explanations on manifolds). *Consider the space $\mathcal{X} = [0, 1]^2$, but with probability distribution P that is the uniform distribution on the 1-dimensional manifold $\{x \in [0, 1]^2 \mid x_1 = x_2\}$. Consider the $k \times k$ grid and let \mathcal{F} be the class of all mean-centered, piecewise constant functions with values in $[-1, 1]$,*

$$\bar{\mathcal{H}}_k = \{f \in \mathcal{H}_k \mid \mathbb{E}(f) = 0\}.$$

Over this class, interventional SHAP explanations $\mathcal{E}_{\text{SHAP}}(f, x_0)$ are not informative for all $f \in \bar{\mathcal{H}}_k$, all $x_0 \in [0, 1]^2$ and all $n \in \mathbb{N}$.

Proof sketch (full proof in Appendix E.2) Interventional SHAP also depends on the value of the function outside of the support of the data. Hence, by changing the function in cells that do not contain the diagonal we can manipulate the SHAP values without changing the predictions of f on the diagonal. Using this, for any function $g \in \mathcal{F}_{\text{predict}}^{x_0}$ we can find a function $\tilde{g} \in \mathcal{F}_{\text{explain}}^{x_0}$ that has the same values on the data-manifold. Thus, the Rademacher complexity of $\mathcal{F}_{\text{explain}}^{x_0}$ is the same as the one of $\mathcal{F}_{\text{predict}}^{x_0}$. \odot

The two examples above outline important mechanisms for SHAP explanations. As opposed to gradient explanations, which only depend on the local neighborhood of the data point to be explained, SHAP explanations depend on the data distribution on larger parts of the space. In the first example, we can see that to determine SHAP explanations, we need to take into account function values in other grid cells as well. The other way round, knowing and fixing the SHAP explanations at a point x_0 restricts the values that the function f can take at other grid cells, making the explanation informative. In Example 11, the very same mechanism is being exploited to construct an example where explanations are not informative. As the data lives on a low-dimensional manifold, we can set function values outside the data distribution to achieve a particular behavior of explanations on the data.

6.2 On complex functions, SHAP explanations are not informative

We now move towards more realistic cases. Denote by \mathcal{T}_∞ the set of all decision trees on \mathbb{R}^d with axis-parallel splits, arbitrary depth and values in $[-1, 1]$. For $K \in \mathbb{N}$, denote by \mathcal{T}_K the subset of trees that have depth at most K . Our first result is that SHAP explanations are not informative on trees with arbitrary depth. As a second example, we turn our attention to the class of generalized additive models (GAMs). A GAM on \mathbb{R}^d is a function of the form

$$g(x) = \sum_{j=1}^d g_j(x^{(j)}),$$

where the functions g_j are called the component functions of the GAM. It is well known (Bordt and von Luxburg, 2023) that interventional SHAP recovers the contributions of the component functions: $\Phi_j(x) = g_j(x) - \mathbb{E}(g_j(X^{(j)}))$. So in some sense, GAMs are the prime example of a function class where SHAP explanations should be considered successful (see also Enouen and Liu (2025), where the authors suggest to fit GAMs to judge the validity of SHAP explanations). We will consider the function class \mathcal{G}_∞ that consist of GAMs with values in $[-1, 1]$ whose component functions are decision trees with unbounded depth.

Proposition 12 (SHAP explanations on deep decision trees are not informative). *Consider $\mathcal{X} = \mathbb{R}^d$ with a probability distribution P that has a density. Let \mathcal{F} be the class \mathcal{T}_∞ of all trees with values in $[-1, 1]$ and arbitrary depth. Then, for every $x_0 \in \mathcal{X}$, every function $f \in \mathcal{T}_\infty$ and every $n \in \mathbb{N}$, the SHAP explanation $\mathcal{E}_{\text{SHAP}}(f, x_0)$ is not informative with respect to n .*

Proof sketch (full proof in Appendix E.3). By the formula for the SHAP values, we can see that the SHAP values in x_0 only depend on the values $f(x)$ for points x that share at least one coordinate with x_0 and on $\mathbb{E}(f(X))$. Trees of unlimited depth can fit an arbitrarily big sample of points with arbitrarily small leaves. In particular, we can choose them small enough such that they do not contain any points that share coordinates with x_0 . Also, if the leaves are small enough, the expected value of our tree can still take any value. This means that although all functions in $\mathcal{F}_{\text{explain}}^{x_0}$ must have the same SHAP values at x_0 as f , the class $\mathcal{F}_{\text{explain}}^{x_0}$ can still interpolate points as well as $\mathcal{F}_{\text{predict}}^{x_0}$. Hence, the two classes have the same Rademacher complexity and the explanation is not informative. \odot

Proposition 13 (SHAP for GAMs with deep tree components is not informative). *Consider $\mathcal{X} = \mathbb{R}^d$ with a probability distribution P that has a density. Let \mathcal{F} be the class \mathcal{G}_∞ of all GAMs with values in $[-1, 1]$ whose component functions are trees with arbitrary depth. Then, for every $x_0 \in \mathcal{X}$, every function $f \in \mathcal{G}_\infty$ and every $n \in \mathbb{N}$, the SHAP explanation $\mathcal{E}_{\text{SHAP}}(f, x_0)$ is not informative with respect to n .*

Proof sketch (full proof in Appendix E.4). The argument of Proposition 12 still works in a similar way for GAMs. \odot

The surprising insight from this proposition is that although SHAP explanations, unlike gradients, depend on a larger part of the input space, SHAP is not informative for large functions spaces.

6.3 SHAP is informative on simple functions

Proposition 14 (SHAP on shallow decision trees is informative). *Consider $\mathcal{X} = \mathbb{R}^d$ with a probability distribution P that has a positive density. For a given $K \in \mathbb{N}$, let \mathcal{F} be the class \mathcal{T}_K of all trees with values in $[-1, 1]$ and depth at most K . Then, for every $x_0 \in \mathcal{X}$ and every function $f \in \mathcal{T}_K$ there exists an $N \in \mathbb{N}$ such that the SHAP explanation $\mathcal{E}_{\text{SHAP}}(f, x_0)$ is informative with respect to all $n \geq N$.*

Proof sketch (full proof in Appendix E.5). To prove that $R_n(\mathcal{F}_{\text{explain}}^{x_0}) < R_n(\mathcal{F}_{\text{predict}}^{x_0})$, we construct a set of Rademacher points with positive probability together with a labeling that can be shattered by a function in $\mathcal{F}_{\text{predict}}^{x_0}$ but not by any function in $\mathcal{F}_{\text{explain}}^{x_0}$. Note that the expected value of our function f (and hence of every function in $\mathcal{F}_{\text{explain}}^{x_0}$) is dictated by the SHAP values as $\Phi_1(x_0) + \dots + \Phi_d(x_0) = f(x_0) - \mathbb{E}(f(X))$, see (1). We sample our Rademacher points in such a way that a decision tree $g \in \mathcal{F}_{\text{predict}}^{x_0}$, which interpolates them, needs all its 2^K leaves. This is possible if we take $n \geq 2^K$ many points. This implies that the labels of the points whose features have the highest and lowest values dictate the value of g in the region beyond the Rademacher points. This way, the expected value of g can only take a limited range of values. Choosing the points in the right way implies $\mathbb{E}(g(X)) \neq \mathbb{E}(f(X))$, which means $g \notin \mathcal{F}_{\text{explain}}^{x_0}$. \odot

7 When are anchor explanations informative?

We now turn our attention to anchors, which are typically used in a classification setting. Hence we assume in this section that f is a scoring function with values in $[-1, 1]$, from which the classification results are derived as $c_f(x) = \text{sign}(f(x))$. As is common, the anchor explanations are derived from the classification labels c_f , not from the scoring functions f .

Compared to gradient explanations and SHAP explanations, anchors are based on a different concept: The explanation outlines a whole region in which the function behaves similarly to $f(x_0)$. Based on the previous discussions, one might suspect that if this region has a positive probability mass, then such an explanation might be informative. However, the devil is in the details: While this intuition is correct for perfect anchors (that is, anchors with precision 1) it is not necessarily true for anchors with precision < 1 .

Proposition 15 (Non-perfect anchors are not informative on unbounded decision trees). *Consider $\mathcal{X} = \mathbb{R}^d$ with a probability distribution P that has a density. Let \mathcal{F} be the class \mathcal{T}_∞ of all trees with values in $[-1, 1]$ and arbitrary depth. Then, for any $f \in \mathcal{T}_\infty$, any $x_0 \in \mathcal{X}$ and any $n \in \mathbb{N}$, an anchor $\mathcal{E}_{\text{anchor}}(f, x_0) = (R, p)$ around x_0 with precision $0 < p < 1$ is not informative with respect to n .*

Proof sketch (full proof in Appendix F.1) Consider a sample x_1, \dots, x_n of Rademacher points. Arbitrary deep trees can have arbitrarily many and arbitrarily small leaves. This means that there is a tree $g \in \mathcal{F}_{\text{predict}}^{x_0}$ which classifies all Rademacher points within \mathcal{X}_R with leaves so small that it can still achieve a precision $\text{precision}(R, g, x_0)$ equal to p , so $g \in \mathcal{F}_{\text{explain}}^{x_0}$. Hence, $\mathcal{F}_{\text{explain}}^{x_0}$ can interpolate points as well as $\mathcal{F}_{\text{predict}}^{x_0}$ and they have the same Rademacher complexities. \odot

Proposition 16 (Non-perfect anchors are informative on bounded decision trees). *Consider $\mathcal{X} = \mathbb{R}^d$ with a probability distribution P that has a positive density. Let \mathcal{F} be the class \mathcal{T}_K of all trees with values in $[-1, 1]$ and depth at most K . Then, for any $f \in \mathcal{T}_K$, any $x_0 \in \mathcal{X}$ and any anchor $\mathcal{E}_{\text{anchor}}(f, x_0) = (R, p)$ around x_0 there exists an $N \in \mathbb{N}$ such that $\mathcal{E}_{\text{anchor}}(f, x_0)$ is informative with respect to all $n \geq N$.*

Proof sketch (full proof in Appendix F.2) Our trees have a maximum of 2^K leaves. If all Rademacher points fall into a small subset D of our anchor \mathcal{X}_R and in a way that a tree in $\mathcal{F}_{\text{predict}}^{x_0}$ needs all its 2^K leaves to fit them, all its cuts must lie within D . This means, the values that the tree can take away from D are already determined by the “cornerpoints” of D . This implies that the precision of R cannot be p if the points and labels are chosen in a suitable manner. Hence, there is a function in $\mathcal{F}_{\text{predict}}^{x_0}$, but no function in $\mathcal{F}_{\text{explain}}^{x_0}$ that can fit these points, which leads to a strictly greater Rademacher complexity. \odot

Proposition 17 (Perfect anchors are informative on unbounded decision trees). *Consider $\mathcal{X} = \mathbb{R}^d$ with a probability distribution P that has a positive density. Let \mathcal{F} be the class \mathcal{T}_∞ of all trees with values in $[-1, 1]$ and arbitrary depth. Then, for any $f \in \mathcal{T}_\infty$ and any $x_0 \in \mathcal{X}$, an anchor $\mathcal{E}_{\text{anchor}}(f, x_0) = (R, p)$ around x_0 with positive coverage and precision $p = 1$ is informative with respect to all $n \in \mathbb{N}$.*

Proof sketch (full proof in Appendix F.3) Inside the anchor, all points must get the same label as x_0 with probability 1. This means that a function in $\mathcal{F}_{\text{explain}}^{x_0}$ cannot fit points within \mathcal{X}_R if their label is $-c_f(x_0)$ whereas a function in $\mathcal{F}_{\text{predict}}^{x_0}$ can do so. This leads to a lower Rademacher complexity. \odot

Propositions 15 and 16 perfectly fit in the image already painted by gradient explanations and SHAP explanations: If the function class is huge, explanations are not informative; if it is restricted, explanations become informative. Proposition 16 is also interesting and perhaps surprising: one might not expect anchors to be informative at all if they are not perfect. In contrast, the statement of Proposition 17: Perfect anchor explanations are informative no matter what the underlying function class is. The mechanism for this result is that a perfect anchor explanation reveals the behavior of the function f not only at an individual point, but in a whole region of the space. This already points into an important direction: explanations can be made informative if they make a statement on some set that has positive probability mass.

8 When are counterfactual explanations informative?

Counterfactual explanations are typically applied in a classification setting. As in the anchor setting, we assume that f is a scoring function with values in $[-1, 1]$, from which the classification results are derived by thresholding: $c_f(x) = \text{sign}(f(x))$. As is common, counterfactual explanations are derived from the classification labels c_f , not from the scoring functions f .

Importantly, we need to distinguish between the different versions of counterfactual explanations, weak and strong counterfactuals.

Proposition 18 (Weak counterfactuals are not informative on large function spaces). *Let $\mathcal{X} = \mathbb{R}^d$ with a probability distribution P that has a density. Let \mathcal{F} be the function class \mathcal{T}_∞ of arbitrarily deep trees with values in $[-1, 1]$ or the class \mathcal{C} resp. \mathcal{D} of continuous resp. differentiable functions with values in $[-1, 1]$. Then, for any $f \in \mathcal{F}$ and any $x_0 \in \mathbb{R}^d$ a weak counterfactual explanation $\mathcal{E}_{wcf}(f, x_0)$ is not informative with respect to any $n \in \mathbb{N}$.*

Proof sketch (full proof in Appendix G.1) Given points x_1, \dots, x_n with binary labels $\sigma_1, \dots, \sigma_n$, with probability 1, there is a function in $\mathcal{F}_{\text{predict}}^{x_0}$ which can interpolate them because our function classes are interpolating. But we also find a function which can fit $(x_C, c_f(x_C))$ in addition, so a function in $\mathcal{F}_{\text{explain}}^{x_0}$, which can interpolate x_1, \dots, x_n . This means that $\mathcal{F}_{\text{predict}}^{x_0}$ and $\mathcal{F}_{\text{explain}}^{x_0}$ can fit points equally well and their Rademacher complexity is the same. \odot

Proposition 19 (Weak counterfactuals are informative on small function spaces). *Let $\mathcal{X} = \mathbb{R}^d$ with a probability distribution P that has a positive density.*

1. *Let \mathcal{F} be the space \mathcal{T}_K of all trees with values in $[-1, 1]$ and depth at most K , where $K \in \mathbb{N}$. For any $f \in \mathcal{F}$ and any $x_0 \in \mathcal{X}$ a weak counterfactual explanation $x_C := \mathcal{E}_{wcf}(f, x_0)$ is informative with respect to all $n \geq 2^K - 1$.*
2. *Let \mathcal{F} be the space \mathcal{C}_L of all Lipschitz-continuous functions with constant $L > 0$ and values in $[-1, 1]$. Let $f \in \mathcal{F}$, $x_0 \in \mathbb{R}^d$ and $x_C := \mathcal{E}_{wcf}(f, x_0)$ be a counterfactual explanation. Assume that the value $f(x_C)$ is given, rather than just the label $c_f(x_C)$. Then, $\mathcal{E}_{wcf}(f, x_0)$ is informative with respect to all $n \geq 1$.*

Proof Sketch (full proof in Appendix G.2)

1. A tree of depth at most K has a maximum of 2^K leaves. A tree in $\mathcal{F}_{\text{predict}}^{x_0}$ has to fit x_0 and hence has $2^K - 1$ many leaves left, whereas a tree in $\mathcal{F}_{\text{explain}}^{x_0}$ already has to fit x_0 and x_C , so it only has $2^K - 2$ many leaves left. We now consider a sample of Rademacher points and labels such that a tree needs all 2^K leaves to interpolate x_0 as well as the points. This means that there is a function in $\mathcal{F}_{\text{predict}}^{x_0}$ which can interpolate the Rademacher points, but no such function exists in $\mathcal{F}_{\text{explain}}^{x_0}$ because there is one leaf missing. Because such Rademacher points appear with positive probability, this implies $R_n(\mathcal{F}_{\text{predict}}^{x_0}) > R_n(\mathcal{F}_{\text{explain}}^{x_0})$.
2. In the case of Lipschitz-continuous functions, we know that in a small neighborhood around x_C , all points must have the same label. This means, a function in $\mathcal{F}_{\text{explain}}^{x_0}$ cannot fit a Rademacher point if it lies in this neighborhood and has the label $-c_f(x_C)$, whereas a function in $\mathcal{F}_{\text{predict}}^{x_0}$ can do so in general. This leads to a strictly smaller Rademacher complexity. \odot

Proposition 20 (Strong counterfactuals are informative even on large function spaces). *Consider $\mathcal{X} = \mathbb{R}^d$ with a probability distribution P that has a positive density. Let \mathcal{F} be the class \mathcal{T}_∞ of trees with values in $[-1, 1]$ and arbitrary depth or the class \mathcal{C} resp. \mathcal{D} of continuous resp. differentiable functions with values in $[-1, 1]$. Then, a strong counterfactual explanations $\mathcal{E}_{scf}(f, x_0)$ is informative for all $f \in \mathcal{F}$, all $x_0 \in \mathbb{R}^d$, and all $n \geq 1$.*

Proof sketch (full proof in Appendix G.3). The strong counterfactual explanation guarantees that in a neighborhood of x_0 , f has the same sign as $f(x_0)$. Hence, if our Rademacher points fall into this neighborhood and have the label $-c_f(x_0)$, no function in $\mathcal{F}_{\text{explain}}^{x_0}$ can fit them whereas a function in $\mathcal{F}_{\text{predict}}^{x_0}$ can do so. This leads to a strictly smaller Rademacher complexity. \odot

The last proposition shows that strong counterfactuals are a really powerful explanation as they deliver not only a point but a whole region around our x_0 , which has the same label, similar to perfect anchors. This makes them informative. However, in all practical implementations, counterfactuals are never guaranteed to be strong. To the contrary, practical implementation use heuristics to find some close point with a different label, which is a weak counterfactual. As we have seen above, weak counterfactuals are, like the other explanation methods so far, only informative for small function classes. The same can be shown for counterfactuals received by minimizing distance in just one direction as defined in (2) (skipped here).

9 Design choices

We have seen that the notion of informative explanations allows us to prove a surprisingly large number of results about vastly different types of post-hoc explanations on tabular data. We now take a step back and discuss some of the design choices we made in the definitions.

Prior knowledge. Whether an explanation is informative or not depends on our prior knowledge \mathcal{F} . Intuitively it makes sense that if we want to define whether an explanation tells us something new, we need to relate to the knowledge that we have before receiving the explanation. We have seen that this can make all of the difference: depending on \mathcal{F} , the same explanation can be trivial, non-trivial, non-informative or informative.

Non-trivial vs. informative. The distinction between non-trivial and informative explanations is crucial and subtle at the same time. It might be easy to turn trivial explanations into non-trivial ones by adding “stupid functions” to \mathcal{F} that can then be ruled out by the explanation. However, ruling out stupid functions is not what we are after. Only the stronger notion of informativeness tells us whether the explanation tells us something substantial about the decision function.

Nature of information. Our notion of informative explanations is a purely mathematical, non-constructive concept. It does not tell us what an explanation’s information consists of, or how this information could be extracted from the explanation (neither by an algorithm nor by a human user). However, this is a feature and not a bug: By using this framework we do not have to specify what kind of information we might be looking for, and the general setup makes our negative results more powerful.

Complexity of f . It is worthwhile to point out that our approach does not try to define the complexity of an individual function f , (say, in terms of its variation, or by compression arguments) and then derive guarantees about its explanations. This is in line with standard learning theory, which found that to argue about learning an unknown function is much easier if we study function classes rather than individual functions (see Shalev-Shwartz and Ben-David, 2014 for an introduction to learning theory).

Complexity of \mathcal{F} . We decided to measure the complexity of function classes in terms of the Rademacher complexity, because it incorporates the underlying data distribution and it can be computed or bounded for many function classes. The Rademacher complexity depends on a parameter n , the number of points on which the complexity is being evaluated. In many cases, the particular choice of n is not so important, as long as it is large enough to exclude some trivial situations. A slightly annoying aspect of Rademacher complexities is that it can be ∞ for classes of unbounded, real-valued functions. In order to circumvent this issue, we often make simplifying assumptions that ensure that the functions under consideration are bounded by a fixed constant.

Relation to faithfulness. The notion of informative explanations encompasses and is more general than many of the suggested formulations of faithfulness. Intuitively, faithfulness tries to assert that the explanation is related to the underlying function f . It is clear from our definitions that if this is not the case, then an explanation cannot be informative (see example of f -independent explanations in Section 4.1). However, there exist explanations that are perfectly faithful, yet obviously do not provide any tangible information (see example of the tautological explanation in Section 4.1). In particular, our notion is more general as it does not pre-scribe which information of the function is being exploited by the definition — which is typically “hard coded” in the definitions of faithfulness.

One explanation only. In our approach, we judge informativeness based on a single explanation, and we have seen that this setup already allows for a large number of interesting results. Of course, the framework can (and should, in future work) be extended to the case of several explanations. However, note that our negative results can be directly extended to the scenario of m explanations: No matter how large m is going to be, if each of the explanations is non-informative, the set of m explanation will not be informative either. It is the positive results where the number of explanations will matter: Even if one single explanation might not be enough to confidently assert, say, whether a decision function uses spurious or discriminating features, after seeing a larger number m of explanations one should be able to make such a statement. To model such a scenario, we would need to measure the amount of information that is represented by a set of explanations. Then we might be able to judge how many explanation one would need to receive in order to make an interesting statement about the decision function. This will be an important project for future work.

10 Discussion and outlook

Our paper provides a first formalization and proof of the conjecture that useful local post-hoc explanations cannot exist for arbitrarily complex functions. In the following, we discuss the

scope of our results and outline some of their consequences.

10.1 Scope of our results

Both adversarial and cooperative setting. Our results do not only hold in an adversarial scenario (Bordt et al., 2022) where the explanation provider tries to cheat or to manipulate explanations, but also in a cooperative setting: Even if the explanation provider acts with the best intention, for example when a developer tries to debug her own models (Adebayo et al., 2020), many explanations do not carry information that the explanation receiver can act upon.

Perfect algorithms. When proving our results, we had set aside all statistical and algorithmic challenges that come with computing explanations from data. We assume that probabilistic quantities such as conditional or marginal expectations can be exactly evaluated, and we completely ignore computational issues. It is obvious that if these “perfect” explanations do not carry information, then the same will be true for the “approximate” algorithms that are actually used in practice.

Agnostic with respect to data modality. Our results have been derived and proved in the general setting of data in \mathbb{R}^d . As such, they apply to standard feature-based settings, but also to images. However, our work does not explicitly study the implications of our results on particular data domains, which of course do matter when it comes to judging the usefulness of explanations in practice. This will be a matter of future work.

Theoretical perspective. Our work takes a purely theoretical perspective. We do not take into account the perspective of the human explanation recipient at all (Liao and Varshney, 2021), and ignore the question for what tasks a human user could employ the explanations (Bordt et al., 2025). However, we argue that missing information cannot be “fixed” in hindsight, for example, by the way information is extracted from an explanation or how the explanation is presented to the user. If no information is present in the mathematical object, then whatever we derive from it will be void of reliable information as well. In this sense, we consider the informativeness as a necessary, but not sufficient, requirement for explanations.

10.2 Relation to practical applications and future work

One potential criticism of our approach might be that in concrete applications, local explanations should only provide information about the decision $f(x)$, rather than being used as a tool to recover the function f or derive some of its properties from the explanation. Indeed, this is how explanations are often advertised: to give some “rationale” into why a decision function made a very particular decision about one specific data point (Ribeiro et al., 2016, Lundberg and Lee, 2017).

However, we believe that it is very hard or even impossible to judge the quality of explanation *algorithms* in a formal framework if all explanations are considered isolated from each other. To the contrary, we would expect that relationships between data points and structural relationships in the function f should influence the explanations. And indeed, to compute explanations, all practically relevant local explanation algorithms inspect and probe the behavior of f not only on x_0 itself but also in other regions of the space, be it in a small neighborhood (gradients, anchors, counterfactuals) or on particular slices of the data space (SHAP). But if this is the case, then the behavior of the function in those regions does influence the explanation — and vice versa, the explanation necessarily restricts the set of functions that can have the same explanation. This is the mechanism that we exploit in our setup.

In other words, what we envision is a framework to judge explanation algorithms, not single explanations. To judge a whole algorithm, an obvious strategy is to inspect not only one explanation at one data point x_0 , but to consider explanations for a set x_0, \dots, x_n of points and study their relationships. This prospect is a strong motivation for our current approach, where we exploit that the concept of “information revealed by explanations” is translated into “using explanations to learn aspects of the decision function”. While our current paper spells out this approach based on one explanation only, it is clear that the approach can and should be extended to deal with many explanations in future work.

In this paper, we only investigate the question of whether an explanation transmits information or not. The obvious next step is to develop a framework that not only allows us to assert the existence or non-existence of informative explanations, but also enables us to quantify and measure the amount of information transmitted by explanations. In particular,

it is not obvious to gauge what exactly it means that a function class is “simple” and “how informative” an explanation really would need to be for practice. To illustrate this point with one particular example, in the case of β -smooth gradients, the case $\beta = 0$ represents the class of linear functions, where gradient explanations are very informative (Proposition 2); for finite β , explanations are still somewhat informative (Proposition 6); the limit of $\beta \rightarrow \infty$ represents the class of all differentiable functions, on which gradient explanations are not at all informative (Proposition 4). So, which values of β still admit practically useful explanations, and how complex are the corresponding classes? For example, in computer vision it has been shown that the class of functions with bounded curvature is still quite complex: It is possible to build image classifiers with high accuracy that have low curvature (Srinivas et al., 2022, Serrurier et al., 2023). For concrete practical statements, one would need to be able to measure the amount of information that is revealed. This would also allow for the comparison of different explanation algorithms for the same task.

10.3 Consequences for high-risk applications of AI

The most important implication of our results is that unless the developer of an AI system asserts that the decision function is simple or that an explanation is locally stable, current local post-hoc explanations are not informative: one cannot deduce any tangible information from these explanations. For this reason, **we find it hard to imagine that local post-hoc explanation algorithms in their current form could be considered appropriate for auditing, regulation, and high-risk application of AI.** In particular, we believe that this applies in the context of the AI Act in the European Union. To make explanations suitable for such purposes, they would need to come with additional information. It will be a matter of future work to determine whether some “enriched” local post-hoc explanations can be made fit for safety-critical purposes, or whether they need to be abandoned.

Acknowledgements

This work has been supported by the German Research Foundation through the Cluster of Excellence “Machine Learning - New Perspectives for Science” (EXC 2064/1 number 390727645) and Project 560788681, the Carl Zeiss Foundation through the CZS Center for AI and Law, and the International Max Planck Research School for Intelligent Systems (IMPRS-IS).

References

- Julius Adebayo, Justin Gilmer, Michael Muelly, Ian Goodfellow, Moritz Hardt, and Been Kim. Sanity checks for saliency maps. *Advances in neural information processing systems*, 31, 2018.
- Julius Adebayo, Michael Muelly, Ilaria Lliccardi, and Been Kim. Debugging tests for model explanations. In *Advances in Neural Information Processing Systems (NeurIPS)*, 2020.
- Aniya Agarwal, Pranay Lohia, Seema Nagar, Kuntal Dey, and Diptikalyan Saha. Automated test generation to detect individual discrimination in AI models. *arXiv preprint arXiv:1809.03260*, 2018.
- David Alvarez Melis and Tommi Jaakkola. Towards robust interpretability with self-explaining neural networks. In *Neural Information Processing Systems (NeurIPS)*, 2018.
- Christopher Anders, Plamen Pasliev, Ann-Kathrin Dombrowski, Klaus-Robert Müller, and Pan Kessel. Fairwashing explanations with off-manifold detergent. In *International Conference on Machine Learning (ICML)*, 2020.
- Steve Azzolin, Sagar Malhotra, Andrea Passerini, and Stefano Teso. Beyond topological self-explainable gnns: A formal explainability perspective. 2025.
- Peter Bartlett and Shahar Mendelson. Rademacher and Gaussian complexities: Risk bounds and structural results. *JMLR*, 3:463–482, 2002.
- Umang Bhatt, Adrian Weller, and José MF Moura. Evaluating and aggregating feature-based model explanations. In *Proceedings of the Twenty-Ninth International Conference on Artificial Intelligence (IJCAI)*, 2021.
- Robi Bhattacharjee and Ulrike von Luxburg. Auditing local explanations is hard. In *Neural Information Processing Systems (NeurIPS)*, 2024.

- Blair Bilodeau, Natasha Jaques, Pang Wei Koh, and Been Kim. Impossibility theorems for feature attribution. *Proceedings of the National Academy of Sciences*, 121(2):e2304406120, 2024.
- Sebastian Bordt and Ulrike von Luxburg. From Shapley values to generalized additive models and back. In *Artificial Intelligence and Statistics (AISTATS)*, 2023.
- Sebastian Bordt, Michèle. Finck, Eric Raidl, and Ulrike von Luxburg. Post-hoc explanations fail to achieve their purpose in adversarial contexts. In *Conference on Fairness, Accountability, and Transparency (FAccT)*, 2022.
- Sebastian Bordt, Eric Raidl, and Ulrike von Luxburg. Rethinking explainable machine learning as applied statistics. In *International Conference on Machine Learning (ICML)*, 2025.
- Olivier Bousquet, Stéphane Boucheron, and Gábor Lugosi. Introduction to statistical learning theory. In *Advanced Lectures on Machine Learning, MLSS 2003*, pages 169–207. Springer, 2003.
- Marco Bressan, Nicolò Cesa-Bianchi, Emmanuel Esposito, Yishay Mansour, Shay Moran, and Maximilian Thiessen. A theory of interpretable approximations. In *Conference on Learning Theory (COLT)*, 2024.
- Rich Caruana, Yin Lou, Johannes Gehrke, Paul Koch, Marc Sturm, and Noemie Elhadad. Intelligent models for healthcare: Predicting pneumonia risk and hospital 30-day readmission. In *International conference on knowledge discovery and data mining (KDD)*, 2015.
- Zixi Chen, Varshini Subhash, Marton Havasi, Weiwei Pan, and Finale Doshi-Velez. What makes a good explanation?: A harmonized view of properties of explanations. *arXiv preprint arXiv:2211.05667*, 2022.
- Sanjoy Dasgupta, Nave Frost, and Michal Moshkovitz. Framework for evaluating faithfulness of local explanations. In *International Conference on Machine Learning (ICML)*, 2022.
- James Enouen and Yan Liu. Instashap: Interpretable additive models explain Shapley values instantly. *arXiv preprint arXiv:2502.14177*, 2025.
- Hidde Fokkema, Rianne de Heide, and Tim van Erven. Attribution-based explanations that provide recourse cannot be robust. *J. Mach. Learn. Res.*, 24:360:1–360:37, 2023. URL <http://jmlr.org/papers/v24/23-0042.html>.
- Damien Garreau and Ulrike von Luxburg. Explaining the explainer: A first theoretical analysis of LIME. In *Artificial Intelligence and Statistics (AISTATS)*, 2020.
- Tessa Han, Suraj Srinivas, and Himabindu Lakkaraju. Which explanation should I choose? A function approximation perspective to characterizing post hoc explanations. In *Neural Information Processing Systems (NeurIPS)*, 2022.
- Davin Hill, Aria Masoomi, Max Torop, Sandesh Ghimire, and Jennifer G. Dy. Boundary-aware uncertainty for feature attribution explainers. In Sanjoy Dasgupta, Stephan Mandt, and Yingzhen Li, editors, *International Conference on Artificial Intelligence and Statistics, 2-4 May 2024, Palau de Congressos, Valencia, Spain*, volume 238 of *Proceedings of Machine Learning Research*, pages 55–63. PMLR, 2024.
- Jessica Hullman, Ziyang Guo, and Berk Ustun. Explanations are a means to an end. *arxiv preprint arxiv:2506.22740*, 2025.
- Margot E Kaminski and Gianclaudio Malgieri. The right to explanation in the AI Act. *U of Colorado Law Legal Studies Research Paper No. 25-9*, available at SSRN 5194301, 2025.
- Amir-Hossein Karimi, Gilles Barthe, Bernhard Schölkopf, and Isabel Valera. A survey of algorithmic recourse: contrastive explanations and consequential recommendations. *ACM Computing Surveys*, 55(5):1–29, 2022.
- Simran Kaur, Jeremy Cohen, and Zachary C Lipton. Are perceptually-aligned gradients a general property of robust classifiers? *arXiv preprint arXiv:1910.08640*, 2019.
- Satyapriya Krishna, Tessa Han, Alex Gu, Steven Wu, Shahin Jabbari, and Himabindu Lakkaraju. The disagreement problem in explainable machine learning: A practitioner’s perspective. *arXiv preprint arXiv:2202.01602*, 2022.
- Maya Krishnan. Against interpretability: a critical examination of the interpretability problem in machine learning. *Philosophy & Technology*, 33(3):487–502, 2020.

- I. Elizabeth Kumar, Suresh Venkatasubramanian, Carlos Scheidegger, and Sorelle A. Friedler. Problems with shapley-value-based explanations as feature importance measures. In *Proceedings of the 37th International Conference on Machine Learning, ICML 2020, 13-18 July 2020, Virtual Event*, volume 119 of *Proceedings of Machine Learning Research*, pages 5491–5500. PMLR, 2020.
- Benjamin Letham, Cynthia Rudin, Tyler H. McCormick, and David Madigan. Interpretable classifiers using rules and Bayesian analysis: Building a better stroke prediction model. *The Annals of Applied Statistics*, 9(3):1350 – 1371, 2015.
- Q Vera Liao and Kush R Varshney. Human-centered explainable AI (XAI): From algorithms to user experiences. *arXiv preprint arXiv:2110.10790*, 2021.
- Zachary C Lipton. The mythos of model interpretability: In machine learning, the concept of interpretability is both important and slippery. *Queue*, 16(3):31–57, 2018.
- Scott M Lundberg and Su-In Lee. A unified approach to interpreting model predictions. In *Neural Information Processing Systems (NeurIPS)*, 2017.
- Tim Miller. Explanation in artificial intelligence: Insights from the social sciences. *Artificial intelligence*, 267:1–38, 2019.
- Christoph Molnar. *Interpretable Machine Learning*. 3 edition, 2025.
- Christoph Molnar, Gunnar König, Julia Herbringer, Timo Freiesleben, Susanne Dandl, Christian A Scholbeck, Giuseppe Casalicchio, Moritz Grosse-Wentrup, and Bernd Bischl. General pitfalls of model-agnostic interpretation methods for machine learning models. In *International Workshop on Extending Explainable AI Beyond Deep Models and Classifiers*, pages 39–68. Springer, 2020.
- Neel Nanda, Lawrence Chan, Tom Lieberum, Jess Smith, and Jacob Steinhardt. Progress measures for grokking via mechanistic interpretability. *arXiv preprint arXiv:2301.05217*, 2023.
- Luca Nannini. Habemus a right to an explanation: so What?—A framework on transparency-explainability functionality and tensions in the EU AI Act. In *Conference on AI, ethics, and society (AIES)*, 2024.
- Meike Nauta, Jan Trienes, Shreyasi Pathak, Elisa Nguyen, Michelle Peters, Yasmin Schmitt, Jörg Schlötterer, Maurice van Keulen, and Christin Seifert. From anecdotal evidence to quantitative evaluation methods: A systematic review on evaluating explainable AI. *ACM Computing Surveys*, 55(13s):1–42, 2023.
- Cecilia Panigutti, Ronan Hamon, Isabelle Hupont, David Fernandez Llorca, Delia Fano Yela, Henrik Junklewitz, Salvatore Scalzo, Gabriele Mazzini, Ignacio Sanchez, Josep Soler Garrido, and Emilia Gomez. The role of explainable AI in the context of the AI Act. In *Conference on fairness, accountability, and transparency (FAccT)*, 2023.
- Marco Túlio Ribeiro, Sameer Singh, and Carlos Guestrin. "Why should I trust you?": Explaining the predictions of any classifier. In *International conference on knowledge discovery and data mining (KDD)*, 2016.
- Marco Túlio Ribeiro, Sameer Singh, and Carlos Guestrin. Anchors: High-precision model-agnostic explanations. In *AAAI Conference on Artificial Intelligence*, 2018.
- Cynthia Rudin. Stop explaining black box machine learning models for high stakes decisions and use interpretable models instead. *Nature Machine Intelligence*, 1(5):206–215, 2019.
- Andrew D Selbst and Solon Barocas. The intuitive appeal of explainable machines. *Fordham L. Rev.*, 87:1085, 2018.
- Mathieu Serrurier, Franck Mamalet, Thomas Fel, Louis Béthune, and Thibaut Boissin. On the explainable properties of 1-Lipschitz neural networks: An optimal transport perspective. In *Neural Information Processing Systems (NeurIPS)*, 2023.
- Shai Shalev-Shwartz and Shai Ben-David. *Understanding machine learning: From theory to algorithms*. Cambridge University Press, 2014.
- Rahul Sharma, Sergey Redyuk, Sumantrak Mukherjee, Andrea Sipka, Sebastian Vollmer, and David Selby. X hacking: The threat of misguided AutoML. *arXiv preprint arXiv:2401.08513*, 2024.

- Dylan Slack, Sophie Hilgard, Emily Jia, Sameer Singh, and Himabindu Lakkaraju. Fooling LIME and SHAP: Adversarial attacks on post hoc explanation methods. In *Conference on AI, Ethics, and Society (AIES)*, 2020.
- Dylan Slack, Anna Hilgard, Himabindu Lakkaraju, and Sameer Singh. Counterfactual explanations can be manipulated. In *Neural Information Processing Systems (NeurIPS)*, 2021.
- Daniel Smilkov, Nikhil Thorat, Been Kim, Fernanda Viégas, and Martin Wattenberg. SmoothGrad: removing noise by adding noise. *arxiv preprint arxiv:1706.03825*, 2017.
- Suraj Srinivas, Kyle Matoba, Himabindu Lakkaraju, and François Fleuret. Efficient training of low-curvature neural networks. In *Neural Information Processing Systems (NeurIPS)*, 2022.
- Suraj Srinivas, Sebastian Bordt, and Himabindu Lakkaraju. Which models have perceptually-aligned gradients? An explanation via off-manifold robustness. In *Neural Information Processing Systems (NeurIPS)*, 2023.
- Mukund Sundararajan, Ankur Taly, and Qiqi Yan. Axiomatic attribution for deep networks. In *International Conference on Machine Learning (ICML)*, 2017.
- Dimitris Tsipras, Shibani Santurkar, Logan Engstrom, Alexander Turner, and Aleksander Madry. Robustness may be at odds with accuracy. In *International Conference on Learning Representations (ICLR)*, 2019.
- UK Centre for Data Ethics and Innovation. Review into bias in algorithmic decision-making. 2020. URL <https://www.gov.uk/government/publications/cdei-publishes-review-into-bias-in-algorithmic-decision-making>.
- Mythreyi Velmurugan, Chun Ouyang, Catarina Moreira, and Renuka Sindhgatta. Evaluating stability of post-hoc explanations for business process predictions. In *International Conference on Service-Oriented Computing*, 2021a.
- Mythreyi Velmurugan, Chun Ouyang, Catarina Moreira, and Renuka Sindhgatta. Evaluating fidelity of explainable methods for predictive process analytics. In *International Conference on Advanced Information Systems Engineering*, 2021b.
- Sandra Wachter, Brent Mittelstadt, and Chris Russell. Counterfactual explanations without opening the black box: Automated decisions and the GDPR. *Harv. JL & Tech.*, 31:841, 2017.
- Zifan Wang, Matt Fredrikson, and Anupam Datta. Robust models are more interpretable because attributions look normal. In *International Conference on Machine Learning (ICML)*, 2022.

Appendix

A Lemma about Rademacher complexities

Let $n \geq 1$ and let A be an event with positive probability with respect to the distribution $(P \otimes \text{Rad})^{\otimes n}$, where Rad denotes the Rademacher distribution. Let \mathcal{F} be a function class and define the conditional Rademacher complexity as

$$R_n(\mathcal{F}|A) := \mathbb{E}_{x, \sigma} \left[\sup_{f \in \mathcal{F}} \frac{1}{n} \sum_{i=1}^n \sigma_i f(x_i) \middle| A \right].$$

Lemma 21 (From conditional to unconditional Rademacher complexity). *Let $\mathcal{G} \subseteq \mathcal{F}$ be function classes, let $R_n(\mathcal{F})$ be finite, and let A be an event with positive probability. If $R_n(\mathcal{G}|A) < R_n(\mathcal{F}|A)$, then $R_n(\mathcal{G}) < R_n(\mathcal{F})$.*

Proof. We can decompose $R_n(\mathcal{G})$ in the following way:

$$\begin{aligned} R_n(\mathcal{G}) &= \mathbb{E}_x \mathbb{E}_\sigma \left[\sup_{g \in \mathcal{G}} \frac{1}{n} \sum_{i=1}^n \sigma_i g(x_i) \right] && x \perp \sigma \\ &= \mathbb{E}_{x, \sigma} \left[\sup_{g \in \mathcal{G}} \frac{1}{n} \sum_{i=1}^n \sigma_i g(x_i) \right] && \text{law of total expectation} \\ &= P(A) \cdot R_n(\mathcal{G}|A) + P(A^c) \cdot R_n(\mathcal{G}|A^c). \end{aligned}$$

A similar decomposition holds for \mathcal{F} :

$$R_n(\mathcal{F}) = P(A) \cdot R_n(\mathcal{F}|A) + P(A^c) \cdot R_n(\mathcal{F}|A^c).$$

Taking the difference of the two yields

$$\begin{aligned} R_n(\mathcal{F}) - R_n(\mathcal{G}) &= \underbrace{P(A)}_{>0 \text{ by assumption}} \cdot \underbrace{(R_n(\mathcal{F}|A) - R_n(\mathcal{G}|A))}_{>0 \text{ by assumption}} \\ &\quad + P(A^c) \cdot \underbrace{(R_n(\mathcal{F}|A^c) - R_n(\mathcal{G}|A^c))}_{\geq 0 \text{ since } \mathcal{G} \subseteq \mathcal{F}} > 0. \end{aligned}$$

☺

B Lemma about interpolating function classes

Definition 22 (Interpolating function classes). *Let \mathcal{X} be a space with a probability distribution P . We call a function class \mathcal{F} on \mathcal{X} with values in $[-1, 1]$ interpolating (interpolating with respect to binary labels) if for any $n \in \mathbb{N}$, any points x_1, \dots, x_n independently sampled from P and any labels $\sigma_1, \dots, \sigma_n \in [-1, 1]$ ($\sigma_1, \dots, \sigma_n \in \{-1, 1\}$), there is a function $f \in \mathcal{F}$ with probability 1 over the choice of the X_i , which satisfies $f(X_i) = \sigma_i$.*

Lemma 23 (Explanation is not informative if $\mathcal{F}_{\text{explain}}$ is interpolating). *Let \mathcal{X} be a space with a probability distribution P and \mathcal{F} be a function class on \mathcal{X} with values in $[-1, 1]$. Let further the explanation $\mathcal{E}(f, x_0)$ of some $f \in \mathcal{F}$ at some point $x_0 \in \mathcal{X}$ be such that the resulting space $\mathcal{F}_{\text{explain}}^{x_0}$ is interpolating with respect to binary labels. Then, $\mathcal{E}(f, x_0)$ is non-informative.*

Proof. Consider some $n \in \mathbb{N}$ and points x_1, \dots, x_n independently sampled from P . By assumption, for all labelings $\sigma := (\sigma_1, \dots, \sigma_n)$, there is an $f_\sigma^* \in \mathcal{F}_{\text{explain}}^{x_0}$ such that $f_\sigma^*(x_i) = \sigma_i$ with probability 1 over the choice of the x_i . Hence, it holds

$$\begin{aligned} R_n(\mathcal{F}_{\text{explain}}) &= \mathbb{E}_x \left(\mathbb{E}_\sigma \left(\frac{1}{n} \sup_{g \in \mathcal{F}_{\text{explain}}^{x_0}} \sum_{i=1}^n \sigma_i g(x_i) \right) \right) = \mathbb{E}_x \left(\mathbb{E}_\sigma \left(\frac{1}{n} \sum_{i=1}^n \sigma_i f_\sigma^*(x_i) \right) \right) \\ &= \mathbb{E}_x (\mathbb{E}_\sigma(1)) = 1, \end{aligned}$$

so in particular

$$R_n(\mathcal{F}_{\text{explain}}^{x_0}) \geq R_n(\mathcal{F}_{\text{predict}}^{x_0}),$$

because a function class with values in $[-1, 1]$ has a maximal Rademacher complexity of 1. Hence, the explanation is not informative. ☺

C Proofs about gradient explanations

C.1 Proof that gradient explanations for trees are not informative, Subsection 4.1

Proof. To prove that $\mathcal{F}_{\text{predict}}^{x_0}$ and $\mathcal{F}_{\text{explain}}^{x_0}$ have the same Rademacher complexities, we will prove that for any $n \in \mathbb{N}$, x_1, \dots, x_n and any $\sigma_1, \dots, \sigma_n$, it holds

$$\sup_{g \in \mathcal{F}_{\text{explain}}} \sum_{i=1}^n \sigma_i g(x_i) = \sup_{g \in \mathcal{F}_{\text{predict}}} \sum_{i=1}^n \sigma_i g(x_i).$$

Consider $n \in \mathbb{N}$, Rademacher points x_1, \dots, x_n and labels $\sigma_1, \dots, \sigma_n$. If a tree $g \in \mathcal{F}_{\text{predict}}$ has no cuts going through x_0 , we have $g \in \mathcal{F}_{\text{explain}}$. Otherwise, we will construct a function in $\mathcal{F}_{\text{explain}}$ that has the same predictions as g on x_1, \dots, x_n . For every cut that goes through x_0 , say using feature j , we consider the j -th features of the Rademacher points closest to the cut, that is

$$c_- := \max \left\{ x_i^{(j)} \mid x_i^{(j)} \leq x_0^{(j)}, i = 1, \dots, n \right\}, \quad c_+ := \min \left\{ x_i^{(j)} \mid x_i^{(j)} > x_0^{(j)}, i = 1, \dots, n \right\}.$$

Then, we simply replace the threshold $x_0^{(j)}$ of the cut with some other point in $[c_-, c_+)$, which ensures that all x_1, \dots, x_n still flow down the same branch as before. After doing so for every critical cut, we have constructed a new tree which lies in $\mathcal{F}_{\text{explain}}$ and has the same predictions for all x_1, \dots, x_n as g . This proves that also the two suprema coincide, which completes the proof. \odot

C.2 Proof of Proposition 2 (Linear functions)

Proof. Non-trivialness: After observing a prediction for x_0 , there are d free variables in the equation $f(x_0) = w^T x_0 + b$, therefore $|\mathcal{F}_{\text{predict}}^{x_0}| > 1$. However, after receiving the explanation $\nabla f(x_0)$, the decision function f is uniquely determined: $\nabla f(x_0) = w$ and $b = f(x_0) - \nabla f(x_0)^T x_0$, that is $\mathcal{F}_{\text{explain}}^{x_0} = \{f\}$, which proves non-trivialness.

Informativeness: Let $n \geq 1$, and let $v := \nabla f(x_0)$. Since \mathcal{X} is compact and $\|w\|, |b| < M$, the function class \mathcal{F} is uniformly bounded, therefore, $R_n(\mathcal{F}) < \infty$. Hence, we can use Lemma 21 to show informativeness. Let A be the event that $v^T(x_i - x_0) > 0$ and $\sigma_i = +1$ for all $i \in [n]$. This event has positive probability. We will now show that $R_n(\mathcal{F}_{\text{explain}}^{x_0} | A) < R_n(\mathcal{F}_{\text{predict}}^{x_0} | A)$. As we have seen before, $\mathcal{F}_{\text{explain}}^{x_0}$ consists of the single function $f(x) = w^T x + b$. Let δ be a constant and define $\varphi_\delta(x) := f(x) + \delta v^T(x - x_0)$. Notice that $\varphi_\delta(x_0) = f(x_0)$ holds for any δ . Because of the condition $\|w\|, |b| < M$, we can always choose $\delta^* > 0$ so that $\varphi_{\delta^*} \in \mathcal{F}_{\text{predict}}^{x_0}$. If we are in the setting of event A , then for any sample x_1, \dots, x_n it holds that

$$\frac{1}{n} \sum_{i=1}^n \sigma_i \varphi_{\delta^*}(x_i) > \frac{1}{n} \sum_{i=1}^n \sigma_i f(x_i),$$

which implies $R_n(\mathcal{F}_{\text{explain}}^{x_0} | A) < R_n(\mathcal{F}_{\text{predict}}^{x_0} | A)$. \odot

C.3 Proof of Proposition 3 (Noisy linear functions)

Proof. Non-trivialness: We observe that $\mathcal{L}^M \subseteq \mathcal{L}_\varepsilon^M$, therefore, it is easy to see that $\mathcal{F}_{\text{explain}}^{x_0} \subsetneq \mathcal{F}_{\text{predict}}^{x_0}$.

Non-informativeness: The exact same proof works as for Proposition 4. \odot

C.4 Proof of Proposition 4 (All differentiable functions)

Proof. Non-trivialness: There are many functions in \mathcal{F} that have a different gradient than f at x_0 .

Non-informativeness: Let $n \geq 1$, let us fix an arbitrary sample $x_1, \dots, x_n \sim P$, and consider an instance of Rademacher variables $\sigma_1, \dots, \sigma_n \sim \text{Rad}$. For any $g \in \mathcal{F}_{\text{predict}}^{x_0}$ we construct a $\tilde{g} \in \mathcal{F}_{\text{explain}}^{x_0}$ such that

$$\sum_{i=1}^n \sigma_i \tilde{g}(x_i) = \sum_{i=1}^n \sigma_i g(x_i).$$

To construct \tilde{g} , choose some $\varepsilon > 0$, such that $x_1, \dots, x_n \notin B_\varepsilon(x_0)$. This is possible with probability 1. Given g , we define \tilde{g} as

$$\tilde{g}(x) = \begin{cases} f(x) & x \in \mathcal{B}_{\varepsilon/2}(x_0) \\ g(x) & x \notin \mathcal{B}_\varepsilon(x_0) \\ \text{smooth connection} & x \in \mathcal{B}_\varepsilon(x_0) \setminus \mathcal{B}_{\varepsilon/2}(x_0) \end{cases}$$

As $\tilde{g} = f$ inside the $\varepsilon/2$ -radius ball, we have $\mathcal{E}_{\text{grad}}(\tilde{g}, x_0) = \mathcal{E}_{\text{grad}}(f, x_0)$. Outside the ε ball, we have $\tilde{g} = g$, thus $\forall i \in [n] : g(x_i) = \tilde{g}(x_i)$. The smooth connection between the two regions ensures that \tilde{g} is differentiable. Therefore, by construction, $\tilde{g} \in \mathcal{F}_{\text{explain}}^{x_0}$. We can make this construction for any instance of $\sigma_1, \dots, \sigma_n$, so it holds in expectation over σ . Similarly, the same construction works for all x_1, \dots, x_n almost surely, so it holds in expectation over x as well. \odot

C.5 Proof of Proposition 5 (All polynomials)

Proof. Non-trivialness: It is easy to see that $\mathcal{F}_{\text{explain}}^{x_0} \subsetneq \mathcal{F}_{\text{predict}}^{x_0}$.

Non-informativeness: To show non-informativeness, by Lemma 23 it suffices to show that $\mathcal{F}_{\text{explain}}^{x_0}$ is interpolating with respect to binary labels. It is clearly the case, since for any $n \in \mathbb{Z}^+$, among polynomials of arbitrary degree, there exists a polynomial that fits the pairs of points and labels $(x_0, f(x_0)), (x_1, \sigma_1), \dots, (x_n, \sigma_n)$, as well as the gradient $\nabla f(x_0)$ at x_0 . \odot

C.6 Proof of Proposition 6 (Functions with smooth and bounded gradients)

Proof. Non-trivialness: It is clear from informativeness.

Informativeness: First we show that $R_n(\mathcal{F}_{\text{predict}}^{x_0}) < \infty$. Let $h \in \mathcal{F}_{\text{predict}}^{x_0}$ and let $\gamma : \mathbb{R} \rightarrow \mathbb{R}^d$ be a smooth curve. Then $h \circ \gamma : \mathbb{R} \rightarrow \mathbb{R}$ and by the fundamental theorem of calculus

$$h(\gamma(1)) - h(\gamma(0)) = \int_0^1 \frac{\partial}{\partial t} h(\gamma(t)) dt = \int_0^1 \nabla h(\gamma(t))^T \dot{\gamma}(t) dt.$$

For fixed $x, y \in \mathbb{R}^d$ let γ be such that $\gamma(t) = ty + (1-t)x$. Then $\gamma(0) = x$, $\gamma(1) = y$ and $\dot{\gamma}(t) = y - x$, therefore

$$h(y) - h(x) = \int_0^1 \nabla h(ty + (1-t)x)^T (y - x) dt.$$

If we subtract $\nabla h(x)^T (y - x)$ from both sides, we get

$$\begin{aligned} h(y) - h(x) - \nabla h(x)^T (y - x) &= \int_0^1 \left[\nabla h(ty + (1-t)x)^T - \nabla h(x)^T \right] (y - x) dt \\ &= \left[\int_0^1 \nabla h(ty + (1-t)x) - \nabla h(x) dt \right]^T (y - x) \\ &\leq \left\| \int_0^1 \nabla h(ty + (1-t)x) - \nabla h(x) dt \right\| \cdot \|y - x\| \\ &\leq \int_0^1 \left\| \nabla h(ty + (1-t)x) - \nabla h(x) \right\| dt \cdot \|y - x\| \\ &\leq \|y - x\| \cdot \int_0^1 \beta \|ty + (1-t)x - x\| dt \\ &= \|y - x\| \cdot \int_0^1 \beta \|t(y - x)\| dt \\ &= \beta \cdot \|y - x\|^2 \cdot \int_0^1 t dt \\ &= \frac{\beta}{2} \cdot \|y - x\|^2. \end{aligned}$$

In summary,

$$h(y) \leq h(x) + \nabla h(x)^T (y - x) + \frac{\beta}{2} \|y - x\|^2. \quad (4)$$

All of the above can be done with $-h$ as well, which yields

$$h(y) \geq h(x) + \nabla h(x)^T (y - x) - \beta \|y - x\|^2. \quad (5)$$

Combining Inequalities (4) and (5), and using the Cauchy-Schwarz inequality we have

$$|h(y) - h(x)| \leq \|\nabla h(x)\| \cdot \|y - x\| + \frac{\beta}{2} \|y - x\|^2.$$

Notice that if we set $x := x_0$, then due to the compactness of \mathcal{X} and because $\|\nabla h(x)\| \leq \alpha$, the above inequality implies that $\mathcal{F}_{\text{predict}}^{x_0}$ is uniformly bounded, thus $R_n(\mathcal{F}_{\text{predict}}^{x_0}) < \infty$ for any $n \in \mathbb{Z}^+$.

Now we would like to create an event A , for which we can show that $R_n(\mathcal{F}_{\text{explain}}^{x_0} | A) < R_n(\mathcal{F}_{\text{predict}}^{x_0} | A)$, and then apply Lemma 21 to obtain the result of the proposition. There are

two possible cases: $\|\nabla f(x_0)\| > 0$ or $\|\nabla f(x_0)\| = 0$.

Case 1: $\|\nabla f(x_0)\| > 0$.

Let $g \in \mathcal{F}_{\text{explain}}^{x_0}$ and let $0 < \delta < \|\nabla g(x_0)\|$. Let

$$\mathcal{U} := \{u \in \mathbb{R}^d \mid \|u\| = 1, \nabla g(x_0)^T u > \delta\}.$$

Note that $\mathcal{U} \neq \emptyset$, since $\nabla g(x_0)/\|\nabla g(x_0)\| \in \mathcal{U}$. Applying Inequality (5) to g , we have

$$\begin{aligned} g(x_0 + \lambda u) &\geq g(x_0) + \nabla g(x_0)^T (x_0 + \lambda u - x_0) - \frac{\beta}{2} \|\lambda u\|^2 \\ &= g(x_0) + \lambda \cdot \underbrace{\nabla g(x_0)^T u}_{>0} - \frac{\beta}{2} \lambda^2, \end{aligned}$$

where $\lambda \geq 0$. If we choose

$$0 < \lambda^* < \frac{2}{\beta} \inf_{u \in \mathcal{U}} \left(\nabla g(x_0)^T u \right),$$

then $\lambda^* \cdot \nabla g(x_0)^T u - \frac{\beta}{2} (\lambda^*)^2 > 0$, and thus moving from x_0 in the direction of u by λ strictly increases the function value.

Let $n \in \mathbb{Z}^+$, and let x_1, \dots, x_n be a Rademacher sample. Let A be the following event: $\forall i \in [n] : x_i \in \{x_0 + \mu u \mid 0 < \mu \leq \lambda^*, u \in \mathcal{U}\}$ and $\forall i \in [n] : \sigma_i = -1$. Event A has a positive probability because the set $\{x_0 + \mu u \mid 0 < \mu \leq \lambda^*, u \in \mathcal{U}\}$ defines a cone with positive volume. Let $\tilde{g}(x) := -g(x) + 2g(x_0)$. We observe that $\tilde{g} \in \mathcal{F}_{\text{predict}}^{x_0}$ and that $\tilde{g} \notin \mathcal{F}_{\text{predict}}^{x_0}$, as $\nabla \tilde{g}(x_0) = -\nabla g(x_0)$. Due to the above argument we have

$$\frac{1}{n} \sum_{i=1}^n \sigma_i g(x_i) < \frac{1}{n} \sum_{i=1}^n \sigma_i g(x_0) + \underbrace{\frac{1}{n} \sum_{i=1}^n \sigma_i \left(\mu_i \cdot \nabla g(x_0)^T u_i - \frac{\beta}{2} \mu_i^2 \right)}_{C(x) < 0}$$

and

$$\frac{1}{n} \sum_{i=1}^n \sigma_i g(x_i) - 2C(x) < \frac{1}{n} \sum_{i=1}^n \sigma_i \tilde{g}(x_i).$$

Since the constant $C(x)$ does not depend on g , only on the sample x_1, \dots, x_n , it holds that

$$\sup_{g \in \mathcal{F}_{\text{explain}}^{x_0}} \frac{1}{n} \sum_{i=1}^n \sigma_i g(x_i) < \sup_{\tilde{g} \in \mathcal{F}_{\text{predict}}^{x_0}} \frac{1}{n} \sum_{i=1}^n \sigma_i \tilde{g}(x_i),$$

which implies $R_n(\mathcal{F}_{\text{explain}}^{x_0} | A) < R_n(\mathcal{F}_{\text{predict}}^{x_0} | A)$.

Case 2: $\|\nabla f(x_0)\| = 0$.

Let $g \in \mathcal{F}_{\text{explain}}^{x_0}$. If $\|\nabla f(x_0)\| = 0$, then by Inequality (5) we have

$$\begin{aligned} g(x_0 + \lambda u) &\geq g(x_0) - \frac{\beta}{2} \|\lambda u\|^2 \\ &= g(x_0) - \frac{\beta}{2} \lambda^2, \end{aligned}$$

for any $u \in \mathbb{R}^d$, $\|u\| = 1$ and any $\lambda \geq 0$. Let $0 \neq v \in \mathbb{R}^d$ with $\|v\| \leq \alpha$, let $0 > \delta > -\|v\|$, and define

$$\mathcal{U} := \{u \in \mathbb{R}^d \mid \|u\| = 1, v^T u < \delta\}.$$

Again $\mathcal{U} \neq \emptyset$ because $-v/\|v\| \in \mathcal{U}$. Let $\tilde{g} \in \mathcal{F}_{\text{predict}}^{x_0}$ be such that $\nabla \tilde{g}(x_0) = v$, thus $\tilde{g} \notin \mathcal{F}_{\text{explain}}^{x_0}$. Applying Inequality (4) to \tilde{g} , we obtain

$$\tilde{g}(x_0 + \lambda u) \leq \tilde{g}(x_0) + \lambda \cdot \underbrace{v^T u}_{<0} + \frac{\beta}{2} \lambda^2,$$

where $\lambda \geq 0$. If we choose

$$0 < \lambda^* < -\frac{1}{\beta} \inf_{u \in \mathcal{U}} (v^T u),$$

then $-\frac{\beta}{2} (\lambda^*)^2 > \lambda^* \cdot v^T u + \frac{\beta}{2} (\lambda^*)^2$.

Let $n \in \mathbb{Z}^+$, and let x_1, \dots, x_n be a Rademacher sample. Let A be the following event: $\forall i \in [n] : x_i \in \{x_0 + \mu u \mid 0 < \mu \leq \lambda^*, u \in \mathcal{U}\}$ and $\forall i \in [n] : \sigma_i = -1$. Event A has a positive probability because the set $\{x_0 + \mu u \mid 0 < \mu \leq \lambda^*, u \in \mathcal{U}\}$ defines a cone with positive volume. Because of the above arguments, we have

$$\frac{1}{n} \sum_{i=1}^n \sigma_i g(x_i) < \frac{1}{n} \sum_{i=1}^n \sigma_i g(x_0) - \underbrace{\frac{1}{n} \sum_{i=1}^n \sigma_i \frac{\beta}{2} \mu_i^2}_{C(x)}.$$

It also holds that

$$\begin{aligned} \frac{1}{n} \sum_{i=1}^n \sigma_i \tilde{g}(x_i) &\geq \frac{1}{n} \sum_{i=1}^n \sigma_i \left(g(x_0) + \mu_i \cdot v^T u_i + \frac{\beta}{2} \mu_i^2 \right) \\ &> \frac{1}{n} \sum_{i=1}^n \sigma_i \left(g(x_0) + \frac{\beta}{2} \mu_i^2 \right) \\ &= \frac{1}{n} \sum_{i=1}^n \sigma_i g(x_0) + \frac{1}{n} \sum_{i=1}^n \sigma_i \frac{\beta}{2} \mu_i^2. \end{aligned}$$

Therefore,

$$\frac{1}{n} \sum_{i=1}^n \sigma_i g(x_i) - 2C(x) < \frac{1}{n} \sum_{i=1}^n \sigma_i \tilde{g}(x_i).$$

Since the constant $C(x)$ does not depend on g , only on the sample x_1, \dots, x_n , it holds that

$$\sup_{g \in \mathcal{F}_{\text{explain}}^{x_0}} \frac{1}{n} \sum_{i=1}^n \sigma_i g(x_i) < \sup_{\tilde{g} \in \mathcal{F}_{\text{predict}}^{x_0}} \frac{1}{n} \sum_{i=1}^n \sigma_i \tilde{g}(x_i),$$

which implies $R_n(\mathcal{F}_{\text{explain}}^{x_0} | A) < R_n(\mathcal{F}_{\text{predict}}^{x_0} | A)$. \odot

C.7 Proof of Proposition 7 (Constrained polynomials)

Proof. Non-trivialness: It clearly holds that $\mathcal{F}_{\text{explain}}^{x_0} \subsetneq \mathcal{F}_{\text{predict}}^{x_0}$.

Informativeness: First, we observe that if $\varphi \in \mathcal{P}_{D,M}$, then φ is bounded:

$$\varphi(x) = \sum_{|\alpha| \leq D} \underbrace{a_\alpha}_{\text{bounded by assumption}} \cdot \underbrace{\left(x^{(1)} \right)^{\alpha_1} \cdots \left(x^{(d)} \right)^{\alpha_d}}_{\text{bounded on } \mathcal{X} \text{ (compact)}}.$$

Now note that if $\varphi \in \mathcal{P}_{D,M}$, then $\varphi \in C^\infty$ as well. Look at a partial derivative of φ :

$$\frac{\partial}{\partial x^{(i)}} \varphi(x) = \sum_{|\alpha| \leq D, \alpha_i \geq 1} \underbrace{a_\alpha}_{\text{bounded by assumption}} \cdot \underbrace{\alpha_i}_{\leq D} \cdot \underbrace{\left(x^{(1)} \right)^{\alpha_1} \cdots \left(x^{(i)} \right)^{\alpha_i - 1} \cdots \left(x^{(d)} \right)^{\alpha_d}}_{\text{bounded on } \mathcal{X} \text{ (compact)}}.$$

This holds for all $i \in [d]$, therefore, there exists M' so that all partial derivatives of φ are in $\mathcal{P}_{D-1, M'}$. The previous equation also implies that there exists $\alpha \geq 0$ such that for all $\varphi \in \mathcal{P}_{D,M}$ and for all $x \in \mathcal{X}$ it holds that $\|\nabla \varphi(x)\| \leq \alpha$.

Using a similar argument, we can conclude that there exists M'' such that all second-order partial derivatives of φ are in the class $\mathcal{P}_{D-2, M''}$ and are bounded. This means that the elements of the Hessian H_φ of any function $\varphi \in \mathcal{P}_{D,M}$ are bounded. In particular, this implies that $\|H_\varphi\|_F$ is bounded, which is an upper bound on the spectral norm of the Hessian. Thus, we get that functions in $\mathcal{P}_{D,M}$ have bounded curvature.

As a next step, we prove that bounded curvature implies Lipschitz continuous gradients. Let φ be sufficiently differentiable. It is to be shown that

$$\forall x \in \Omega : \|H_\varphi(x)\|_2 \leq \beta \Rightarrow \forall x, y \in \Omega : \|\nabla \varphi(x) - \nabla \varphi(y)\| \leq \beta \cdot \|x - y\|.$$

Let $x, y \in \Omega$ and let $\gamma(t) := x + t(y - x)$, $t \in [0, 1]$. Define $g(t) := \nabla \varphi(\gamma(t))$. Then

$$\begin{aligned} \|\nabla \varphi(y) - \nabla \varphi(x)\| &= \|g(1) - g(0)\| \\ &= \left\| \int_0^1 \dot{g}(t) dt \right\| \\ &= \left\| \int_0^1 H_\varphi(\gamma(t)) \cdot \dot{\gamma}(t) dt \right\| \\ &= \left\| \int_0^1 H_\varphi(\gamma(t)) \cdot (y - x) dt \right\| \\ &\leq \int_0^1 \|H_\varphi(\gamma(t)) \cdot (y - x)\| dt \\ &\leq \int_0^1 \|H_\varphi(\gamma(t))\|_2 \cdot \|y - x\| dt \\ &\leq \int_0^1 \beta \cdot \|y - x\| dt \\ &= \beta \cdot \|y - x\|, \end{aligned}$$

which is what we wanted to show.

In summary, we have that $\mathcal{P}_{D,M} \subseteq \mathcal{D}_{\alpha, \beta}$ for some α and β . Therefore, the result follows from Proposition 6. \odot

C.8 Proof of Proposition 9 (Local stability)

Proof. Since bounded gradients imply Lipschitz continuity, functions in \mathcal{F} are α -Lipschitz continuous. Hence, by the compactness of \mathcal{X} we can conclude that $\mathcal{F}_{\text{predict}}^{x_0}$ is uniformly bounded, and thus $R_n(\mathcal{F}_{\text{predict}}^{x_0}) < \infty$. An r - δ -locally stable gradient explanation $\mathcal{E}_{\text{grad}}^\#(f, x_0)$ not only tells us the gradient $\nabla f(x_0)$ of the function, but also the particular locality parameters r and δ . Hence, for all $\varphi \in \mathcal{F}_{\text{explain}}^{x_0}$ we know that

$$\forall x, y \in B_r(x_0) : \|\nabla \varphi(x) - \nabla \varphi(y)\| \leq \delta \|x - y\|.$$

In particular, all functions $\varphi \in \mathcal{F}_{\text{explain}}^{x_0}$ have δ -Lipschitz continuous gradients.

Let $n \geq 1$, and let A be the event that all Rademacher variables fall into $B_r(x_0)$. This event has positive probability. Because of Lemma 21, in order to prove the statement, it is enough to show that $R_n(\mathcal{F}_{\text{explain}}^{x_0}|A) < R_n(\mathcal{F}_{\text{predict}}^{x_0}|A)$. But if event A happens, then it is exactly the same as the setting of Proposition 6, which proves the result. \odot

D Extended results on gradient explanations

D.1 Informativeness over piecewise linear functions on a known grid

Proposition 24 (Gradient explanations on piecewise linear functions on a known grid are informative). *Consider a compact data space $\mathcal{X} \subseteq \mathbb{R}^d$ with a probability distribution P that has a positive density. Let \mathcal{F} be the class of bounded piecewise linear functions on a known grid $\mathcal{X}_1, \dots, \mathcal{X}_m \subseteq \mathcal{X}$:*

$$\mathcal{F} := \left\{ f : \mathcal{X} \rightarrow \mathbb{R} \mid \forall k \in [m] : f|_{\mathcal{X}_k}(x) = w_k^T x + b_k, \ \|w_k\|, |b_k| < M \right\}.$$

Over this space, gradient explanations $\mathcal{E}_{\text{grad}}(f, x_0)$ are non-trivial and informative for all $f \in \mathcal{F}$, all $x_0 \in \text{int}(\mathcal{X})$, and all $n \geq 1$.

Proof. Non-trivialness: If $x_0 \in \mathcal{X}_k$, we can clearly modify w_k and b_k suitably to show non-trivialness.

Informativeness: Since \mathcal{X} is compact and $\|w_k\|, |b_k| < M$ for all $k \in [m]$, the function class \mathcal{F} is uniformly bounded, therefore, $R_n(\mathcal{F}) < \infty$. Hence, we can use Lemma 21 to show informativeness.

Let $x_0 \in \mathcal{X}_k$ and let A be the event that all Rademacher variables fall into $\text{int}(\mathcal{X}_k)$. This is exactly the setting of Proposition 2, which proves $R_n(\mathcal{F}_{\text{explain}}^{x_0}|A) < R_n(\mathcal{F}_{\text{predict}}^{x_0}|A)$, and thus informativeness. \odot

D.2 Results using only the largest gradient component

We believe that many results in Section 5 still hold if only the largest component of the gradient and its index are given as an explanation:

$$\mathcal{E}(f, x_0) := \left(\max_{j \in [d]} \left| \frac{\partial}{\partial x^{(j)}} f(x_0) \right|, \arg\max_{j \in [d]} \left| \frac{\partial}{\partial x^{(j)}} f(x_0) \right| \right).$$

In the following, we illustrate how a proposition and its proof might look like in this case.

Proposition 25 (Largest gradient component explanations on the class of linear functions are informative). *Consider a compact data space $\mathcal{X} \subseteq \mathbb{R}^d$ with a probability distribution P that has a positive density. Let \mathcal{F} be the class of linear functions with bounded coefficients*

$$\mathcal{L}^M := \left\{ f : \mathcal{X} \rightarrow \mathbb{R} \mid f(x) = w^T x + b, \ \|w\|, |b| < M \right\}.$$

Over this space, largest gradient component explanations $\mathcal{E}(f, x_0)$ are non-trivial and informative for all $f \in \mathcal{F}$, for all $x_0 \in \text{int}(\mathcal{X})$, and all $n \geq 1$.

Proof sketch. *Non-trivialness:* It is clear from informativeness.

Informativeness: Without loss of generality assume that $\arg\max_{j \in [d]} \left| \frac{\partial}{\partial x^{(j)}} f(x_0) \right| = 1$. Let

$$g(x) = w^T x + b, \quad g \in \mathcal{F}_{\text{explain}}^{x_0}.$$

We denote the first standard basis vector by $e_1 := (1, 0, \dots, 0)$ and construct

$$\tilde{g}(x) = g(x) + \delta e_1^T (x - x_0), \quad \tilde{g} \in \mathcal{F}_{\text{predict}}^{x_0},$$

where $\delta > 0$ is such that $\|\nabla \tilde{g}(x)\| = \|\nabla g(x) + \delta e_1\| < M$. Since \mathcal{F} is uniformly bounded, and thus $R_n(\mathcal{F}) < \infty$, we can use Lemma 21 to prove the result. Let $n \geq 1$ and let x_1, \dots, x_n be Rademacher variables. Let A be the event that $\forall i \in [n] : x_i \in \{x \in \text{int}(\mathcal{X}) \mid x^{(1)} > 0\}$ and $\sigma_i = +1$. Then it holds that

$$\frac{1}{n} \sum_{i=1}^n \sigma_i g(x_i) < \frac{1}{n} \sum_{i=1}^n \sigma_i \tilde{g}(x_i),$$

and we have $R_n(\mathcal{F}_{\text{explain}}^{x_0} | A) < R_n(\mathcal{F}_{\text{predict}}^{x_0} | A)$. \odot

E Proofs about SHAP explanations

E.1 Proof of Proposition 10 (Grid functions)

Proof. Consider a Rademacher sample x_1, \dots, x_n such that there lies one point in every grid cell besides the cell of x_0 . This happens with positive probability if $n \geq k^d - 1$. Furthermore, consider labels $\sigma_1, \dots, \sigma_n$ such that all points within the same cell have the same label. We call this event A . Then, there is a function $g \in \mathcal{F}_{\text{predict}}^{x_0}$ which can interpolate these labels. However, g is determined on all grid cells, so its expected value is also determined by the σ_i . The SHAP values of x_0 give us the expected value of f as $\Phi_1(x_0) + \dots + \Phi_d(x_0) = f(x_0) - \mathbb{E}(f(X))$. Hence, all functions in $\mathcal{F}_{\text{explain}}^{x_0}$ have the same expected value as f . This means, if we choose the σ_i such that $\mathbb{E}(g(X)) \neq \mathbb{E}(f(X))$, we may conclude $g \notin \mathcal{F}_{\text{explain}}^{x_0}$. In other words, there is a function in $\mathcal{F}_{\text{predict}}^{x_0}$ which can interpolate our Rademacher points, but no such function in $\mathcal{F}_{\text{explain}}^{x_0}$. So, for these labels we have

$$1 = \sup_{g \in \mathcal{F}_{\text{predict}}^{x_0}} \sum_{i=1}^n \sigma_i g(x_i) > \sup_{g \in \mathcal{F}_{\text{explain}}^{x_0}} \sum_{i=1}^n \sigma_i g(x_i),$$

and taking expectation over A yields $R_n(\mathcal{F}_{\text{predict}}^{x_0} | A) > R_n(\mathcal{F}_{\text{explain}}^{x_0} | A)$. As A occurs with positive probability, Lemma 21 concludes the proof. \odot

E.2 Proof of Example 11 (Grid function on data manifold)

Proof. We call the grid cells C_{ij} , where $C_{ij} := [i/k, (i+1)/k) \times [j/k, (j+1)/k)$. Let x_0 be the point to be explained on the data manifold and call its cell C_{ll} . The SHAP values of x_0 are given by

$$\begin{aligned} \Phi_1(x_0, f) &= \frac{1}{2} \left(f(x_0) - \mathbb{E}_{X^{(1)}} \left(f \left(X^{(1)}, x_0^{(2)} \right) \right) + \mathbb{E}_{X^{(2)}} \left(f \left(x_0^{(1)}, X^{(2)} \right) \right) - \underbrace{\mathbb{E}(f(X))}_{=0} \right) \\ \Phi_2(x_0, f) &= \frac{1}{2} \left(f(x_0) - \mathbb{E}_{X^{(2)}} \left(f \left(x_0^{(1)}, X^{(2)} \right) \right) + \mathbb{E}_{X^{(1)}} \left(f \left(X^{(1)}, x_0^{(2)} \right) \right) - \underbrace{\mathbb{E}(f(X))}_{=0} \right). \end{aligned}$$

Note that the SHAP values only depend on the cells C_{il}, C_{lj} , for $i, j = 1, \dots, k$, because one of the coordinates plugged into f always comes from x_0 . For $i, j \neq l$, these cells have probability zero. We also know $f(C_{ll}) = f(x_0)$ across $\mathcal{F}_{\text{predict}}^{x_0}$.

Take a function $h \in \mathcal{F}_{\text{explain}}^{x_0}$. Now, for every $g \in \mathcal{F}_{\text{predict}}^{x_0}$ we may define \tilde{g} such that $\tilde{g} = g$ on C_{ii} for $i = 1, \dots, k$ and $\tilde{g} = h$ on C_{il}, C_{lj} , for $i, j = 1, \dots, k$. Then, for every g , the function \tilde{g} has the same SHAP values as h as they only depend on C_{il} and C_{lj} , where $l = 1, \dots, k$. Hence, for every $g \in \mathcal{F}_{\text{predict}}^{x_0}$, the according function \tilde{g} lies in $\mathcal{F}_{\text{explain}}^{x_0}$. At the same time, our function \tilde{g} has the same accuracy as g as all data is sitting on C_{ii} , where $i = 1, \dots, k$. This implies

$$R_n(\mathcal{F}_{\text{predict}}^{x_0}) = \sup_{g \in \mathcal{F}_{\text{predict}}^{x_0}} \frac{1}{n} \sum_{i=1}^n \sigma_i g(x_i) = \sup_{g \in \mathcal{F}_{\text{explain}}^{x_0}} \frac{1}{n} \sum_{i=1}^n \sigma_i g(x_i) = R_n(\mathcal{F}_{\text{explain}}^{x_0}), \quad (6)$$

which was to be proven. \odot

E.3 Proof of Proposition 12 (Unbounded trees)

Proof. The SHAP values at x_0 only depend on the marginal expectations $\mathbb{E}_X(f(x^{(S)}, X^{(\bar{S})}))$ for all $S \subseteq [d]$. Here, $x^{(S)}$ refers to all the features of x that are in S and $X^{(\bar{S})}$ to these that are not. That means, the SHAP values of x_0 only depend on $\mathbb{E}(f(X))$ and the values $f(x)$ for points x that share at least one coordinate with x_0 . We denote the set of all points that share

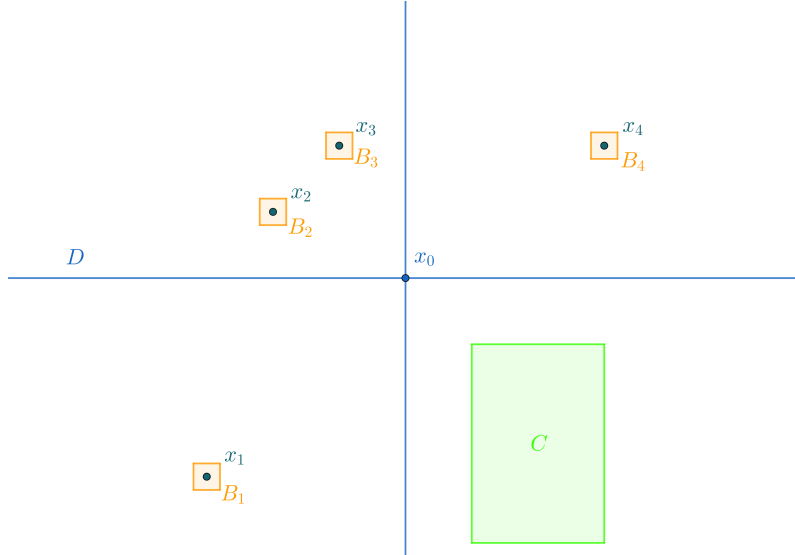


Figure 1: D are all points that share coordinates with x_0 , those are relevant for the SHAP values. The leaves B_1, \dots, B_4 around x_1, \dots, x_4 are chosen small enough so they do not intersect D . On C , we correct for the expected value.

a coordinate with x_0 by $D \subseteq \mathcal{X}$ (blue part in Figure 1).

By Lemma 23, it suffices to show that $\mathcal{F}_{\text{explain}}^{x_0}$ is interpolating with respect to binary labels. For $n \in \mathbb{N}$ consider n points x_1, \dots, x_n with arbitrary binary labels $\sigma_1, \dots, \sigma_n$. Note that with probability 1, the points x_1, \dots, x_n do not share any coordinate with x_0 , meaning they do not lie in D .

Take some $g \in \mathcal{F}_{\text{explain}}^{x_0}$. We are going to define some \tilde{g} such that it satisfies $\tilde{g}(x_i) = \sigma_i$ for $i = 0, \dots, n$ while also $\mathbb{E}(\tilde{g}(X)) = \mathbb{E}(g(X))$ and $\tilde{g} = g$ on D . Note that this completes the proof as the last two properties ensure that the SHAP values of \tilde{g} in x_0 are the same as the ones of g , so $\tilde{g} \in \mathcal{F}_{\text{explain}}^{x_0}$, and also \tilde{g} fits our points. For x_1, \dots, x_n , we define boxes B_1, \dots, B_n around them (orange squares in Figure 1), small enough such that they do not intersect D . We call $p_i := \mathbb{P}(B_i)$. We now define $\tilde{g}(B_i) = \sigma_i$. This is possible as we deal with trees of arbitrary depth. Now, we only have to make sure that $\mathbb{E}(\tilde{g}(X)) = \mathbb{E}(g(X))$, which can be achieved by defining \tilde{g} accordingly away from D and the B_i . Concretely, we take a rectangle C that does not intersect D or any B_i (green rectangle in Figure 1). We let $\tilde{g} = g$ on $\mathcal{X} \setminus (C \cup \bigcup_{i=1}^n B_i)$. In order to have $\mathbb{E}(\tilde{g}(X)) = \mathbb{E}(g(X))$, we must define

$$\tilde{g} \equiv \mathbb{E}_{X \sim C}(g(X)) - \frac{\sum_{i=1}^n p_i (\sigma_i - \mathbb{E}_{X \sim B_i}(g(X)))}{\mathbb{P}(C)}$$

on C . Note that this value lies between -1 and 1 for sufficiently small boxes, that is, sufficiently small p_i . We then compute

$$\begin{aligned} & \mathbb{P}(C) \cdot \tilde{g}(C) + \sum_{i=1}^n \mathbb{P}(B_i) \cdot \tilde{g}(B_i) \\ &= \mathbb{P}(C) \cdot \tilde{g}(C) + \sum_{i=1}^n p_i \sigma_i \\ &= \mathbb{P}(C) \cdot \left(\mathbb{E}_{X \sim C}(g(X)) - \frac{\sum_{i=1}^n p_i (\sigma_i - \mathbb{E}_{X \sim B_i}(g(X)))}{\mathbb{P}(C)} \right) + \sum_{i=1}^n p_i \sigma_i \\ &= \mathbb{P}(C) \cdot \mathbb{E}_{X \sim C}(g(X)) + \sum_{i=1}^n p_i \mathbb{E}_{X \sim B_i}(g(X)). \end{aligned}$$

Together with $\tilde{g} = g$ on $\mathcal{X} \setminus (C \cup \bigcup_{i=1}^n B_i)$, this implies $\mathbb{E}(\tilde{g}(X)) = \mathbb{E}(g(X))$. ⊙

E.4 Proof of Proposition 13 (GAMs with unbounded trees)

Proof. For some $g \in \mathcal{F}$ we denote its SHAP values at x_0 by $\Phi_1^g(x_0), \dots, \Phi_d^g(x_0)$. Note that due to the GAM structure, they are given by $\Phi_j^g(x_0) = g_j(x_0^{(j)}) - \mathbb{E}(g_j(X^{(j)}))$ (Bordt and von Luxburg, 2023). It suffices to show that $\mathcal{F}_{\text{explain}}^{x_0}$ is interpolating with respect to binary labels because of

Lemma 23. For that, we consider points x_1, \dots, x_n with binary labels $\sigma_1, \dots, \sigma_n$ and construct a function $g \in \mathcal{F}_{\text{explain}}^{x_0}$ with $g(x_i) = \sigma_i$. To do so, we first pick some arbitrary $g \in \mathcal{F}_{\text{explain}}^{x_0}$. We then construct some \tilde{g} , which fits our points and still has the same SHAP values as g , so still lies in $\mathcal{F}_{\text{explain}}^{x_0}$. We set $\tilde{g}_j = g_j$ for $j = 2, \dots, d$, which implies $\Phi_j^{\tilde{g}}(x_0) = \Phi_j^g(x_0)$ for $j = 2, \dots, d$. The component \tilde{g}_1 is constructed in the following. Note that, with probability 1, the points x_0, x_1, \dots, x_n have all different first coordinates. We define small intervals I_0, I_1, \dots, I_n around $x_0^{(1)}, x_1^{(1)}, \dots, x_n^{(1)}$, with marginal probability $P(X^{(1)} \in I_i) = p_i$ for all $i = 0, \dots, n$. Note that for p_i small enough, these intervals are always disjoint. As our trees are not restricted in depth, we may define $\tilde{g}_1(I_0) = g_1(x_0)$ and $\tilde{g}_1(I_i) = \sigma_i - \sum_{j=2}^d g_j(x_i)$ for $i = 1, \dots, n$ leading to $\tilde{g}(x_i) = \sigma_i$. On $\mathbb{R} \setminus \bigcup_{i=0}^n I_i$ we define

$$\tilde{g}_1 \equiv c := \frac{\mathbb{E}\left(g_1\left(X^{(1)}\right)\right) - \sum_{i=0}^n p_i \tilde{g}_1(x_i)}{1 - \sum_{i=0}^n p_i}.$$

Note that this value always lies between -1 and 1 if the p_i are sufficiently small as $\mathbb{E}(g_1(X^{(1)})) \in [-1, 1]$. Then, we have

$$\begin{aligned} \Phi_1^{\tilde{g}}(x_0) &= \tilde{g}_1(x_0^{(1)}) - \mathbb{E}\left(\tilde{g}_1\left(X^{(1)}\right)\right) = \tilde{g}_1(x_0^{(1)}) - \left(\sum_{i=0}^n p_i \cdot \tilde{g}(x_i) + \left(1 - \sum_{i=0}^n p_i\right) \cdot c\right) \\ &= \tilde{g}_1(x_0^{(1)}) - \mathbb{E}\left(g_1\left(X^{(1)}\right)\right) = \Phi_1^g(x_0). \end{aligned}$$

⊙

E.5 Proof of Proposition 14 (Trees with maximal depth)

Proof. Note that the expected value of f is given as $\mathbb{E}(f(X)) = f(x_0) - \sum_{i=1}^d \Phi_i(x_0)$ by the efficiency axiom (1). This implies that every $g \in \mathcal{F}_{\text{explain}}^{x_0}$ satisfies $\mathbb{E}(g(X)) = \mathbb{E}(f(X))$. We are now going to show that with positive probability, there occur Rademacher points with labels that can be interpolated by a function $g \in \mathcal{F}_{\text{predict}}^{x_0}$ but not by any function in $\mathcal{F}_{\text{explain}}^{x_0}$ due to the restriction on the expected value. If we denote the event of these points and labels occurring by A , this means $R_n(\mathcal{F}_{\text{explain}}^{x_0}|A) < R_n(\mathcal{F}_{\text{predict}}^{x_0}|A)$, which then implies $R_n(\mathcal{F}_{\text{explain}}^{x_0}) < R_n(\mathcal{F}_{\text{predict}}^{x_0})$ by Lemma 21.

We assume w.l.o.g. that $P(X^{(1)} \leq x_0^{(1)}) \leq 1/2$, otherwise we may simply mirror the proof. Also, we assume w.l.o.g. $\mathbb{E}(f(X)) \leq 0$, otherwise we can change all Rademacher labels from 1 to -1 and vice versa.

For some $\varepsilon > 0$ we consider the boxes $(x_0^{(1)}, x_0^{(1)} + \varepsilon) \times \prod_{j=2}^d B_j$, where $B_j = (x_0^{(j)} + \varepsilon, x_0^{(j)} + 2\varepsilon)$ or $B_j = (x_0^{(j)} - 2\varepsilon, x_0^{(j)} - \varepsilon)$, leading to 2^{d-1} many boxes (see green parts in Figure 2). We consider points $x_1, \dots, x_{2^{d-1}}$, one in each box and set $\sigma_1 = \dots = \sigma_{2^{d-1}} = 1$. Note that these points occur with positive probability. We now consider more points $x_{2^{d-1}+1}, \dots, x_n$ in $(-\infty, x_0^{(1)}) \times \prod_{j=2}^d (x_0^{(j)} - \varepsilon, x_0^{(j)} + \varepsilon)$ (blue part of Figure 2) such that they occur with positive probability and a tree $g \in \mathcal{F}_{\text{predict}}^{x_0}$ needs exactly all its 2^K leaves to interpolate x_1, \dots, x_n . This can be achieved in the following way: We construct boxes $C_k := \prod_{j=1}^d (x_0^{(j)} - k \cdot 2^{-n}\varepsilon, x_0^{(j)} - (k-1) \cdot 2^{-n}\varepsilon)$ for $k = 1, \dots, 2^K - 2$ if $f(x_0) = -1$ and $k = 1, \dots, 2^K - 1$ if $f(x_0) = 1$, which all lie in the blue part of our figure by construction. Now we consider points $x_{2^{d-1}+1}, \dots, x_n$ such that there is at least one point in every C_k and set $\sigma_i = c_f(x_0)$ if $x_i \in C_k$ with k even and $\sigma_i = -c_f(x_0)$ if $x_i \in C_k$ with k odd. Like this, the labels of x_0, C_1, C_2, \dots are alternating. All points x_1, \dots, x_n can easily be interpolated by splits in the first coordinate. The points $x_1, \dots, x_{2^{d-1}}$ all have a first coordinate greater than $x_0^{(1)}$, then there comes x_0 , and then all C_k which have distinct intervals for their first coordinates. At the same time, a tree cannot separate the points with fewer than 2^K leaves: If two points in different boxes C_{k_1} and C_{k_2} were classified (including $C_0 := x_0$) within the same leaf, all C_k for $k_1 < k < k_2$ would lie in the same leaf and there would hence be some misclassification. So we need one leaf per box and one for x_0 and then another one for $x_1, \dots, x_{2^{d-1}}$ if $f(x_0) = -1$, leading to a total of 2^K leaves.

Note that the features of x_1, \dots, x_n lie in the interval $(-\infty, x_0^{(1)} + \varepsilon)$ for feature 1 and $(x_0^{(j)} - 2\varepsilon, x_0^{(j)} + 2\varepsilon)$ for all features $j = 2, \dots, d$. So, this directly implies that there cannot be any splits outside of these intervals for any feature. In particular, there are no splits in the set $M_\varepsilon := [x_0^{(1)} + \varepsilon, \infty) \times \prod_{j=2}^d (\infty, x_0^{(j)} - 2\varepsilon] \cup [x_0^{(j)} + 2\varepsilon, \infty)$ (orange part of Figure 2). Hence, the labels of all points in the set M_ε are dictated by the ones of $x_1, \dots, x_{2^{d-1}}$ as they are on the “outside” of the set that contains the splits. So, $g = 1$ on M_ε . As there are points with label -1 and in $M_- := \{X \in \mathbb{R}^d \mid X^{(1)} \leq x_0^{(1)}\}$, we know $c_- := \mathbb{E}_{X \sim M_-}(g(X)) > -1$. On the other hand, for ε small enough, for the region $M_+ := \{X \in \mathbb{R}^d \mid X^{(1)} > x_0^{(1)}\}$ we know that $c_+ := \mathbb{E}_{X \sim M_+}(g(X))$ gets arbitrarily close to 1 because $g = 1$ on M_ε and $\bigcup_{\varepsilon > 0} M_\varepsilon = M_+$. If we pick ε so small that $c_+ > |c_-|$, we can conclude from $P(M_-) \leq 1/2$ that $\mathbb{E}(g(X)) > 0$, so $g \notin \mathcal{F}_{\text{explain}}^{x_0}$. ⊙

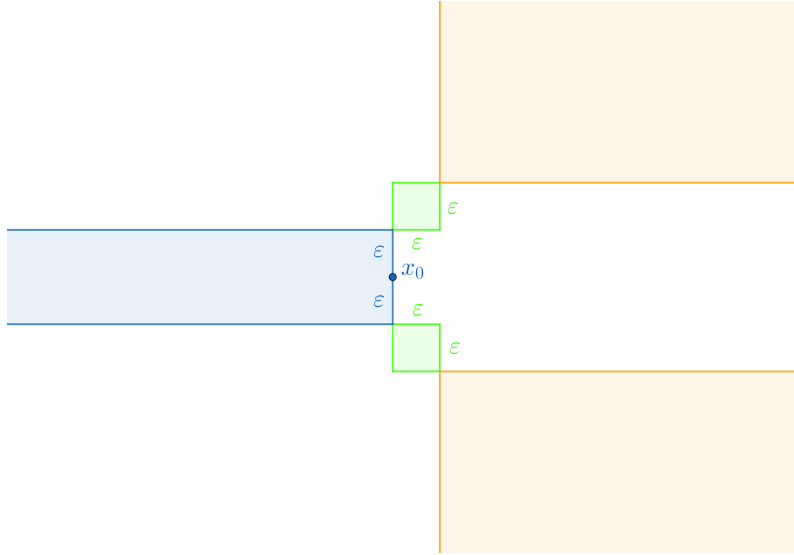


Figure 2: The points $x_1, \dots, x_{2^{d-1}}$ are placed in the green boxes and $x_{2^{d-1}+1}, \dots, x_n$ inside the blue area. Because all cuts are used for these points, the values of the tree in the orange area must be the same as the ones in the green boxes.

F Proofs about anchors

F.1 Proof of Proposition 15 (Non-perfect anchors, unbounded trees)

Proof. Using Lemma 23, it suffices to show that $\mathcal{F}_{\text{explain}}^{x_0}$ is interpolating with respect to binary labels. For some $n \in \mathbb{N}$ consider points x_1, \dots, x_n sampled i.i.d. and labels $\sigma_1, \dots, \sigma_n$. With probability 1, all points are distinct from x_0 . We are going to construct a function $g \in \mathcal{F}_{\text{explain}}^{x_0}$ that interpolates the points. This is a function $g \in \mathcal{F}_{\text{predict}}^{x_0}$ interpolating x_1, \dots, x_n such that the anchor R with precision p is valid for g . We write $I_{=} \subseteq [n]$ resp. $I_{\neq} \subseteq [n]$ for the indices of σ_i that are equal to, resp. different from $c_f(x_0)$. We define small boxes B_i around each x_i , where $i \in I_{\neq}$. Each B_i is defined small enough such that it does not contain x_0 or any x_k , where $k \in I_{=}$, and such that $P(\mathcal{X}_R \cap \bigcup_{i \in I_{\neq}} B_i) \leq (1-p) \cdot P(\mathcal{X}_R)$. Furthermore, we build a set $B \subseteq \mathcal{X}_R$ out of rectangles, which does not contain x_0 or any x_i , where $i \in I_{=}$, such that $P(B \cup (\mathcal{X}_R \cap \bigcup_{i \in I_{\neq}} B_i)) = (1-p) \cdot P(\mathcal{X}_R)$. We can now simply define $g(x) = -f(x_0)$ for all $x \in B \cup \bigcup_{i \in I_{\neq}} B_i$ and $g(x) = f(x_0)$ everywhere else. This ensures that $\text{precision}(R, g, x_0) = p$, so $g \in \mathcal{F}_{\text{explain}}^{x_0}$. Note that with trees of arbitrary depth, this is possible as they can have arbitrarily many cuts. We hence constructed a function $g \in \mathcal{F}_{\text{explain}}^{x_0}$ that fits x_1, \dots, x_n , which completes the proof. \odot

F.2 Proof of Proposition 16 (Non-perfect anchors, trees with maximal depth)

Proof. The proof works analogously to the proof of Proposition 14. There, every function in $\mathcal{F}_{\text{explain}}^{x_0}$ had the same expected value as f . We assumed w.l.o.g. $P(X^{(1)} \leq x_0^{(1)}) \leq 1/2$ and $E(f(X)) \leq 0$. Then, there were Rademacher points constructed such that a tree $g \in \mathcal{F}_{\text{predict}}^{x_0}$, which is fitting them, had to yield $P(g(X) = 1) > 1/2$, which means $E(g(X)) > 0$, implying $g \notin \mathcal{F}_{\text{explain}}^{x_0}$.

In the case of anchors we can consider the space \mathcal{X}_R instead of \mathcal{X} and assume w.l.o.g. that $P_{\mathcal{X}_R}(X^{(1)} \leq x_0^{(1)}) \leq 1/2$ and $p \leq 1/2$. If we then construct a Rademacher sample in the same way we get $P(g(X) = c_f(x_0)) > 1/2$, this leads to a precision $p > 1/2$, again implying $g \notin \mathcal{F}_{\text{explain}}^{x_0}$. \odot

F.3 Proof of Proposition 17 (Perfect anchors)

Proof. Let $n \in \mathbb{N}$. Consider the event A of all Rademacher points x_1, \dots, x_n falling into \mathcal{X}_R , which happens with positive probability, and $\sigma_1 = \dots = \sigma_n = -c_f(x_0)$. As a function $g \in \mathcal{F}_{\text{explain}}^{x_0}$ assigns the label $c_f(x_0)$ on \mathcal{X}_R with probability 1, we have $\sup_{g \in \mathcal{F}_{\text{explain}}^{x_0}} \sum_{i=1}^n \sigma_i g(x_i) < 0$. But a tree in $\mathcal{F}_{\text{predict}}^{x_0}$ can interpolate all labels with prob-

ability 1 as we deal with trees of arbitrary depth. Hence,

$$R_n(\mathcal{F}_{\text{explain}}^{x_0} | A) < R_n(\mathcal{F}_{\text{predict}}^{x_0} | A) = 1,$$

which implies $R_n(\mathcal{F}_{\text{explain}}^{x_0}) < R_n(\mathcal{F}_{\text{predict}}^{x_0})$ because of Lemma 21. \odot

G Proofs about counterfactual explanations

G.1 Proof of Proposition 18 (Weak counterfactuals on large function spaces)

Proof. Using Lemma 23, it suffices to show that $\mathcal{F}_{\text{explain}}^{x_0}$ is interpolating with respect to binary labels. Let $n \in \mathbb{N}$, x_1, \dots, x_n be sampled i.i.d. and $\sigma_1, \dots, \sigma_n \in \{-1, 1\}$. We note that \mathcal{F} is interpolating, so with probability 1 over the choice of x_1, \dots, x_n , there is a function $g \in \mathcal{F}$ which can fit the points $(x_0, f(x_0)), (x_C, c_f(x_C)), (x_1, \sigma_1), \dots, (x_n, \sigma_n)$, where $x_C = \mathcal{E}_{\text{wct}}(f, x_0)$ is the counterfactual. But this means, $g \in \mathcal{F}_{\text{explain}}^{x_0}$ and g is fitting $(x_1, \sigma_1), \dots, (x_n, \sigma_n)$, so $\mathcal{F}_{\text{explain}}^{x_0}$ is interpolating with respect to binary labels. \odot

G.2 Proof of Proposition 19 (Weak counterfactuals on small function spaces)

Proof.

1. We will construct a sample of Rademacher points with binary labels that can be interpolated by a function in $\mathcal{F}_{\text{predict}}^{x_0}$ but not by any function in $\mathcal{F}_{\text{explain}}^{x_0}$. If we denote the event of these points and labels occurring by A , this means $R_n(\mathcal{F}_{\text{explain}}^{x_0} | A) < R_n(\mathcal{F}_{\text{predict}}^{x_0} | A)$, which then implies $R_n(\mathcal{F}_{\text{explain}}^{x_0}) < R_n(\mathcal{F}_{\text{predict}}^{x_0})$ by Lemma 21.
We define $\tilde{v} := x_0 - x_C$. If \tilde{v} has a zero in some of its components, we replace them by 1 and call the new vector we receive v . We then define boxes $B_k := (x_0^{(1)} + (k-1)v^{(1)}, x_0^{(1)} + kv^{(1)}) \times \dots \times (x_0^{(d)} + (k-1)v^{(d)}, x_0^{(d)} + kv^{(d)})$ for $k = 1, \dots, 2^K - 1$ (see Figure 3). Now consider points $x_1, \dots, x_n \in \bigcup_{k=1}^{2^K-1} B_k$, such that there is at least one point in each box. Note that this happens with positive probability if $n \geq 2^K - 1$ as every entry of v is non-zero and all B_k hence have positive probability. We set $\sigma_i = c_f(x_0)$ if x_i lies in a box B_k with k even and we set $\sigma_i = -c_f(x_0)$ if x_i lies in a box B_k with k odd. Like that, the labels of $x_0, B_1, B_2, \dots, B_{2^K-1}$ are alternating. Then, a tree with depth at most K can interpolate x_0, \dots, x_n just by using the first coordinate, for example. However, it needs all its 2^K leaves: If two points from distinct boxes B_{k_1} and B_{k_2} with the same label were classified within the same leaf, all boxes B_k for $k_1 < k < k_2$ would also lie within this leaf, so there would be at least one point misclassified. But this now means that such a tree cannot fit the label of the counterfactual x_C : For every dimension j , by construction of the points it holds either $x_C^{(j)} \leq x_0^{(j)} < x_1^{(j)}, \dots, x_n^{(j)}$ or $x_C^{(j)} \geq x_0^{(j)} > x_1^{(j)}, \dots, x_n^{(j)}$, so x_C must lie in the same leaf as x_0 . This proves that there is a function in $\mathcal{F}_{\text{predict}}^{x_0}$ which can interpolate x_1, \dots, x_n but no function in $\mathcal{F}_{\text{explain}}^{x_0}$, which can do so. This completes the proof.
2. Due to the Lipschitz-continuity, we know that for all $g \in \mathcal{F}$ and all points $x \in \mathcal{X}$ with $\|x - x_C\| < g(x_C)/L$ we have $\text{sign}(g(x)) = \text{sign}(g(x_C))$. Now consider the event A that all Rademacher points x_1, \dots, x_n fall into $\{x \in \mathcal{X} \mid \|x - x_C\| < |f(x_C)|/L\}$, which happens with positive probability, and have labels $\sigma_1 = \dots = \sigma_n = -\text{sign}(f(x_C)) = -c_f(x_C)$. Every function $g \in \mathcal{F}_{\text{explain}}^{x_0}$ then satisfies $\text{sign}(g(x_i)) = \text{sign}(g(x_C)) = \text{sign}(f(x_C))$ and hence $\sum_{i=1}^n \sigma_i g(x_i) < 0$. However, the constant function $h \equiv f(x_0)$ is contained in $\mathcal{F}_{\text{predict}}^{x_0}$ and satisfies $\frac{1}{n} \sum_{i=1}^n \sigma_i h(x_i) = \frac{1}{n} \sum_{i=1}^n \text{sign}(f(x_0)) \cdot f(x_0) = |f(x_0)| > 0$. Hence,

$$\begin{aligned} R_n(\mathcal{F}_{\text{explain}}^{x_0} | A) &= \sup_{g \in \mathcal{F}_{\text{explain}}^{x_0}} \sum_{i=1}^n \sigma_i g(x_i) \leq 0 < |f(x_0)| \\ &\leq \sup_{g \in \mathcal{F}_{\text{predict}}^{x_0}} \sum_{i=1}^n \sigma_i g(x_i) = R_n(\mathcal{F}_{\text{predict}}^{x_0} | A) \end{aligned}$$

and it follows $R_n(\mathcal{F}_{\text{explain}}^{x_0}) < R_n(\mathcal{F}_{\text{predict}}^{x_0})$ by Lemma 21. \odot

G.3 Proof of Proposition 20 (Strong counterfactuals)

Proof. Let us assume that at a point $x_0 \in \mathbb{R}^d$ we receive a prediction $f(x_0)$ and a strong counterfactual explanation x_C and the regarding vector $v = x_C - x_0 \in \mathbb{R}^d$. Because v is

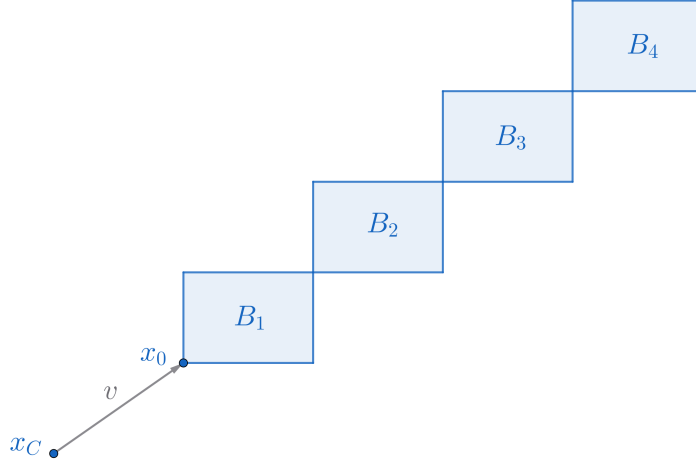


Figure 3: A visualization of the boxes constructed in the proof of Proposition 19.

a minimal step (as it is a solution of the optimization problem (3)), it holds that $\forall x \in B_{\|v\|}(x_0) : c_f(x) = c_f(x_0)$. Let $n \geq 1$ and let A be the event in which all samples fall into $B_{\|v\|}(x_0)$ and $\forall i \in [n] : \sigma_i = -c_f(x_0)$. This event has a positive probability. By Lemma 21, it is enough to show that $R_n(\mathcal{F}_{\text{explain}}^{x_0} | A) < R_n(\mathcal{F}_{\text{predict}}^{x_0} | A)$. It is easy to see that this is the case, because $R_n(\mathcal{F}_{\text{explain}}^{x_0} | A) < 0$ always holds and $R_n(\mathcal{F}_{\text{predict}}^{x_0} | A) \geq 0$ can always be achieved, since functions in \mathcal{F} can interpolate any finite sample of points. \odot