
HUMAN-AI COLLABORATION OR OBEDIENT AND OFTEN CLUELESS AI IN INSTRUCT, SERVE, REPEAT DYNAMICS?

Mohammed Saqr
University of Eastern Finland
Joensuu, 80130, Finland
mohammed.saqr@uef.fi

Kamila Misiejuk
FernUniversität in Hagen
Hagen, 58097, Germany
kamila.misiejuk@fernuni-hagen.de

Sonsoles López-Pernas
University of Eastern Finland
Joensuu, 80130, Finland
sonsoles.lopez@uef.fi

Abstract

While research on human-AI collaboration exists, it mainly examined language learning and used traditional counting methods with little attention to evolution and dynamics of collaboration on cognitively demanding tasks. This study examines human-AI interactions while solving a complex problem. Student-AI interactions were qualitatively coded and analyzed with transition network analysis, sequence analysis and partial correlation networks as well as comparison of frequencies using chi-square and Person-residual shaded Mosaic plots to map interaction patterns, their evolution, and their relationship to problem complexity and student performance. Findings reveal a dominant Instructive pattern with interactions characterized by iterative ordering rather than collaborative negotiation. Oftentimes, students engaged in long threads that showed misalignment between their prompts and AI output that exemplified a lack of synergy that challenges the prevailing assumptions about LLMs as collaborative partners. We also found no significant correlations between assignment complexity, prompt length, and student grades suggesting a lack of cognitive depth, or effect of problem difficulty. Our study indicates that the current LLMs, optimized for instruction-following rather than cognitive partnership, compound their capability to act as cognitively stimulating or aligned collaborators. Implications for designing AI systems that prioritize cognitive alignment and collaboration are discussed.

Keywords Human-AI collaboration · Large Language Models (LLMs) · Generative AI · Transition Network Analysis · Human AI interaction

Human interactions with technology have been an important field of inquiry whether technology has been the medium or the target of interactions (Crandall et al., 2018). The recent emergence of generative AI (GenAI) has created a new reality, where GenAI could replicate high cognitive functions that were hitherto exclusive to humans for the first time in history (Mustafa et al., 2024). GenAI can maintain a conversation that may be indistinguishable from humans, generate high-quality text, or produce sophisticated code or highly detailed text (Ray, 2023; Anonymized, 2024). These new capabilities have transformed many of our routine tasks and opened new avenues for several others to be changed. Learning is not an exception. Pre-GenAI research indicated a possible positive impact of educational AI tools, particularly chatbots, on learning outcomes (Anonymized, 2025). Consequently, the rise of GenAI has sparked significant optimism about its ability to transform and improve education.

GenAI may be poised to change how students learn, access knowledge, or interact with learning resources, to mention a few (Järvelä et al., 2025; Mustafa et al., 2024). Furthermore, GenAI has redefined the dynamics of human-AI interaction, creating a paradigm shift where technology is no longer just a tool but may act as an active collaborator, teacher, or partner who mimics humans in maintaining a dialogue, responding with empathy, and performing tasks. Notwithstanding the debate of how capable GenAI is of actual reasoning or understanding, it maintains a conversation with perceived sympathy and intelligence enough to engage users in productive dialogue and most probably act as a collaborator (Järvelä et al., 2025; Li et al., 2024; Pedreschi et al., 2025; Xu et al., 2022).

These new human-AI collaboration realities have created opportunities and challenges as well as a need to study the dynamics of how collaboration happens, evolves, or unfolds throughout time (Sun, 2024). While research has started exploring these venues, it comes mostly from language learning and academic writing (Li et al., 2024; Sun, 2024). As we currently stand, research that explores how students collaborate with AI to solve complex technical problems is rather rare. A gap that our study seeks to bridge. In particular, our study aims to investigate how students use AI to co-create complex networks with multidimensional characteristics that involve contextual, structural, as well as statistical properties. This complexity requires students to specify, verify, and negotiate the outcome to ensure it matches the specification.

To that end, the aim of this study is to answer the following research question:

- RQ1: What are the types of interactions that students use to interact with AI to solve complex problems?
- RQ2: How do these interactions unfold in time in both sequence and dynamics?
- RQ3: How do students’ interaction patterns vary according to performance level and problem complexity?

1 Background

1.1 The spectrum of human-AI interactions

Human-AI interactions —and machines at large— have evolved into diverse forms, spanning a wide spectrum from augmentation to dependency and from the evolution of human capabilities to devolution and delegation of duties and responsibilities (Akata et al., 2020; Pedreschi et al., 2025). Possibly the most common and widely recognized role of AI systems is assisting humans in performing tasks, e.g., spell-checking and grammar correction. Long before the recent rise in GenAI, AI systems have been used to support writing across academic disciplines, offering a range of functions from grammar and spelling suggestions to more detailed feedback (Chen et al., 2022; Crompton & Burke, 2023). In this case, AI —though not more than a “savant” with a limited and narrow scope— would help augment human intelligence and refine their tasks (Sun, 2024). This combination of human and machine intelligence enhances human capabilities, enabling meaningful decisions and actions beyond the reach of humans or machines alone (Akata et al., 2020; Pedreschi et al., 2025).

As AI advanced, so did the tasks it could perform and the role it was asked to play. This growth in capabilities marked a shift to more AI involvement and collaboration where AI evolved from competing at zero-sum tasks, such as chess or Go, to cooperating or supporting humans to perform their work (Crandall et al., 2018). Increasingly, AI has become a collaborator, co-designer, and co-creator, emphasizing partnership and shared creativity over competition (Hemmer et al., 2021; Pedreschi et al., 2025; Subramonyam et al., 2024). This collaborative role has become more evident with the recent meteoric rise in GenAI capabilities which expanded the human-AI collaboration fields to include complex code generation, artistic imagery, and storytelling, among others. GenAI enabled non-experts to co-create artifacts beyond their skill sets through natural language and gesture-based controls (Mustafa et al., 2024; Anonymized, 2024). This synergy, pairing human strengths (contextual awareness, judgment, and vision) with AI’s computational power, has given rise to human-AI hybrid work, where complementarity drives shared goals (Agrawal et al., 2024; Fan et al., 2024; Järvelä et al., 2025; Anonymized., 2024; Subramonyam et al., 2024).

On the other end of the spectrum of human-AI collaboration, AI assumes the leading role as an independent agent that takes over the whole task and acts as an autonomous system, e.g., decision-making algorithms or driverless cars (Akata et al., 2020). The human role varies here from AI being a sovereign unsupervised actor that has total control over the task such as in autonomous trading algorithms. Here, humans may also be passive observers who monitor the process as AI acts: humans may react if necessary, given that total blind AI agency has shown to be neither safe nor ethical (algorithmic bias in hiring or fatal crashes of driverless cars) (Crandall et al., 2018; Pedreschi et al., 2025). To mitigate total agency risks, human oversight may be embedded as a safety mechanism, auditing or co-steering the processes in real time. This hybrid model ensures AI’s autonomy remains tethered to and constrained by human-defined ethical frameworks and aligned with human priorities while preserving the efficiency of agentic systems (Crandall et al., 2018).

Beyond decisions and tasks, empathic AI has also been used across several fields and products. Typically, AI is used to identify and simulate emotions in human dialogue by acting as a “friend” or an emotional companion. In doing so, AI may offer personalized support that simulates some human qualities. Of course,

it is not hard to imagine how empathic AI may be useful in some situations but also, or the dangers that can be associated with relying on AI for emotional interactions. Already, empathic AI has a sheer volume of questionable practices and ethical concerns, including the authenticity of its emotional responses, manipulation, and the risk of dependency on technology for emotional support (Akata et al., 2020).

Lately, the latest progress in AI conversation abilities has led to the prominence of prompts. Prompts, as the name implies, indicate an instruction that the Large Language Model (LLM) needs to act upon or perform (Subramonyam et al., 2024; Y. Wang et al., 2024). Prompts can also convey contextual information (background information required to complete the task), input data (the specific question, task, or problem to be solved), or indication of the output type (the format in which the response should be delivered). Of course, several other types of prompts and use cases have emerged and others may also be developed in the future. While the concept of prompt engineering has emerged, to refine the structuring of prompts and optimize the accuracy and relevance of LLM outputs, it is still loosely defined and is losing relevance over time (Gao et al., 2024).

1.2 Review of related literature

In educational research, educators emphasize the role of learners as active collaborators rather than passive recipients and AI is not an exception (Kim et al., 2022). Kim et al. (2022) proposed a student-AI collaboration model based on the theory of *Distributed Cognition* that includes not only the individual but also the wider learning settings divided into the curriculum, student-AI interactions, environment, and evolution over time. In this conceptualization, AI is another learning agent, rather than a learning tool, a subject of interactions with both teachers and students, while teachers are responsible for facilitating and designing student-AI interactions. Wang et al. (2021) suggested using the *Theory of Mind*, which refers to a cognitive ability to understand the mental states of others based on behavioral and verbal cues, as a basis for modeling human-AI interactions. Applying the Theory of Mind to human-human interactions facilitates the building of shared expectations of others through behavioral feedback, which in turn helps ensure cohesion and constructive exchanges. Modeling human-AI interactions through this lens assumes that AI should learn about and adjust students' perceptions and expectations about AI's capabilities through behavioral cues. Currently, learners need to adjust their mental model of an AI agent through trial and error interactions to achieve the desired output. Coming from the field of Human-Computer Interaction, Lodge et al. (2023) created a typology of human-AI interactions in education depicted as spectrums on two axes. On the first axis, cognitive offloading, i.e. the use of tools to reduce the cognitive load of a task is contrasted with the extended mind hypothesis, where tools can be used to extend individual human cognition and function as a part of the cognitive process. On the other axis, AI is positioned as a co-regulator of learning; however, this approach relies on regulation skills and initiative of human learners. At the other end of this axis are hybrid learning approaches AI that can potentially support the social aspects of the learning process and human cognition through personalized learning and supporting metacognitive awareness.

Early research highlights the complex nature of student-GenAI interactions. For example, Kim et al. (2024) investigated student-GenAI interactions in a collaborative public advertisement drawing task. In particular, this study examined the role of attitudes towards GenAI and skill level on task performance. The findings indicated that group characteristics impacted how students used GenAI. At the same time, the authors noted the central role of student-student collaboration in the task process, and the potential of GenAI to enhance group collaboration through scaffolding and regulation. Akçapınar & Sidan (2024) compared the performance of students in a programming task with and without GenAI assistance. Although the performance increased in the GenAI condition, the results also indicated that students tended to copy-paste incorrect GenAI-generated responses. This study highlighted the need for critical thinking skills to appropriately evaluate GenAI answers. Another study in the domain of programming showed that students who were asked to attempt to independently solve the task first and then receive GenAI assistance performed better than students who started solving the assignment with the help of AI (Singh et al., 2024). Kim et al. (2025) analysed student-GenAI interactions through an analysis of prompts used in an GenAI-assisted academic writing task. The findings suggested that students with high levels of AI literacy treated AI more collaboratively through continuous promoting, using varied language in the prompt, and a critical essay co-construction with GenAI, while students with low AI literacy focused on obtaining answers to specific questions and did not engage critically with GenAI-generated output but accepted it passively resulting in lower quality and less original essays. Finally, a study by Fan et al. (2024) confirmed higher performance of students supported by ChatGPT in an essay writing task. However, the authors did notice that long-term learning outcomes and increased intrinsic motivation were not enhanced by the use of ChatGPT. As such, they warned about the potential of GenAI tools to trigger metacognitive laziness in students.

1.3 Dynamics and process over counts

The conversational nature of GenAI interactions commands a methodological approach that takes advantage of the “content”, the interactive dialogue, and the temporal order of how the interactions unfold to understand the full dimensions of the process (Fan et al., 2024; Anonymized, 2023). An approach that goes beyond the flat and static view of frequency-based analysis (i.e., counts) to capture the wealth of dynamics (Molenaar & Wise, 2022). It is also worth mentioning that a single method may not capture the depth and complexity of such interactions (Helske et al., 2024).

Therefore, We use a collection of methods which include sequence analysis to capture the order, transition analysis to capture the relations and dynamics as well as partial correlation networks to understand how different variables interact with each other (Molenaar & Wise, 2022). Sequence analysis is a widely used method that helps understand the order and linear relationships between events as they happen. In education research—and beyond—sequence analysis has been used to understand the sequential order of learning events and capture students’ behavioral patterns (Fan et al., 2022; Anonymized., 2024; Matcha et al., 2019).

In this study, we introduce a novel method: Transition Network Analysis (TNA). TNA is a novel method that captures both the relations, the dynamics, and the temporal properties of the interactions (Saqr et al., 2024). TNA—based on Markov modeling—is particularly well-suited for modeling human-AI interactions due to the inherent alignment between TNA and LLMs which both are based on the stochastic and short memory principles (Zekri et al., 2024). LLMs have limited context windows which mirror the limited memory of Markov property where each interaction depends solely on the present with limited memory (Zekri et al., 2024). On the other hand, human-AI interactions are inherently stochastic, characterized by variability in both user behavior and LLM output requiring a probabilistic method to model these stochastic nature (Helske et al., 2024). TNA captures these properties through directed probabilities allowing the analysis of interaction patterns, their magnitude, and unique characteristics like repetitive loops, temporal evolution, key events, and important structural patterns (Saqr et al., 2024).

2 Motivation for this study

Recent calls for paving the way for human-GenAI collaboration, co-intelligence, or co-evolution can be heard widely in the educational field and at the workplace at large (Järvelä et al., 2025; Mollick, 2024; Pedreschi et al., 2025). The argument is that working with GenAI equates to working with a capable helper whose support leads to outperforming anyone without GenAI and an outcome that exceeds either’s capabilities alone. Evidence is so far lacking beyond limited fields—e.g., coding and writing—that such collaboration is fruitful nor do we have a full understanding of how it happens.

As we currently stand, the dynamics of human-GenAI collaboration have been yet hardly studied nor has there been enough evidence of its presumed outcome. We argue here that these dynamics will be hardly like any human-human interaction and the outcome or the process thereof will be dissimilar to previous models of human-machine interactions. This is because human interactions with prompts differ significantly from how human interactions Anonymized, 2024; Subramonyam et al., 2024; Y. Wang et al., 2024).

In this study, we designed a cognitively demanding task that requires students to generate a dataset that exhibits certain complex network characteristics, e.g., centralized networks, networks with certain community wiring or ask GenAI—using text only—to generate a network that replicates real-life networks. In doing so, GenAI has to craft complex relationships and the students have to verify that these relationships exist and correct AI in text. We captured the interactions between students and GenAI for analysis to map how the process of students and GenAI unfolds across time. The interactions were coded according to their type and several types of analysis were performed that included TNA, key events identification as well as comparisons across groups.

3 Methods

3.1 Context and data collection

The data for this study was collected during a *Network Science* course at a European University, an elective course for undergraduate and graduate students in Information Technology. In this course, students learn about the basics of network analysis, their construction, visualization, evaluation, and interpretation. As a part of the course assessment, students had to complete four assignments with increasing difficulty and complexity using an LLM to generate a network dataset that met the assignment criteria:

- *Assignment 1*: Use an LLM to create a sample network of your choice (e.g., food recipes, transport, interactions between countries, messages between people). The network should have at least 20 nodes and 50-100 edges with named nodes (has actual labels e.g., names, food or countries). Please make sure that the nodes are connected with interactions between the nodes that are appropriate for the chosen network.
- *Assignment 2*: Use an LLM to generate a network with 30-50 nodes. Make sure that a single node is more central than any other node. Please refine and try to get the network structure right with labeled nodes.
- *Assignment 3*: Choose one network from the course literature (e.g., authorship network, country collaboration, disease spread) reading materials and try to generate a similar network using the LLM that shows similar communities, patterns of interactions, and node labels.
- *Assignment 4*: Generate a network that resembles the networks you built in the final project with similar structure, communities as well as node names and organization. The final project networks included networks that the students collected data for and built from scratch e.g., country collaborations, movie networks, and food recipes.

The students were required to record or take a screenshot of their conversations with an LLM and attach it as a part of the assignment submissions. Each assignment was graded from 1 to 10 based on the suitability of the dataset generated and the generated networks.

Table 1. Coding scheme for students' prompts with code frequencies, definitions, and examples.

Code	Definition	Prompt example
Instruct (n=249)	Prompts that directly address the AI, and provide general instruction (e.g., about formatting)	"Create a Python code that generates and prints a network based on this data" "Now instead of H1 use actual names and stuff and elongate it to 40 nodes"
Context (n=115)	Prompts providing context information about the network (e.g., the theme of the network, the definitions of edges and nodes).	"Can you create an edge list of a network of interactions between 20 countries? The countries must be real countries and the interaction between them could be an exchange according to the students." "Could you please create an edge list for a network of country collaborations, featuring 30 different countries and making the USA have the highest closeness centrality?"
Specify (n=239)	Prompts outlining network specifications (e.g., number of nodes or edges, the node with the highest centrality).	"Can you extend the generated example up to about 70 lines in length? " "Could you add another edge from Russia to Kazakhstan? (Now the network satisfies my original requirements)" "Generate the 30-node network in CSV format"

Code	Definition	Prompt example
Disagree (n=57)	Prompts that explicitly disagree with AI’s output or performance, ask AI to correct or revise the output.	“The list is still short. Please get the top 100 bands from IMDb again and look for the influences. Keep in mind that each band on the list HAS TO appear on the source column at least once.” “Your list only contains 100 edges, which is not enough, please generate more”
Agree (n=15)	Prompts that explicitly agree with AI output.	“Great job, thank you. Could you give each edge a weight as well, making the USA have the highest closeness centrality?” “This is a good start. Now, flesh out the remaining part of the file.”
Request (n=58)	Prompts using explicit polite requests or polite language (e.g., please, thank you, kindly).	“Please make sure that the nodes are connected and there are some interactions.” “Thank you! Can you add more brands to the network?”
Conclude	The final event is the interaction and captures the download of the data, or closure of the interactions	n/a

The prompts were coded using a coding scheme for students’ prompts developed using a hybrid approach. Initially, we coded a sample of our dataset using four codes (*instruction*, *context*, *output indicator*, and *input data*) as defined by Giray (2023). Next, we adjusted the initial coding scheme based on the patterns observed in our data and considering the context of the learning activities (see Table 1). This included redefining the existing codes for *instruct*, *context*, and *specify*, as well as adding three new codes: *disagree*, *agree*, and *request*. One prompt could be coded with multiple codes. The prompts were coded for the occurrence of a code based on their order in the prompt. The coding scheme was validated by two researchers coding a sample of student prompts (n=105). As the coding indicated a Cohen’s Kappa reliability of least substantial agree for every code ($\kappa > 0.60$), the remaining prompts were coded by one researcher.

3.2 Data analysis

3.2.1 Sequence analysis

The analysis of the data was performed using a collection of methods to capture the multifaceted temporal dimensions of human-AI interaction. First, sequence analysis was used to study the temporal unfolding of students’ prompts throughout a full conversation with the LLM. Sequence analysis is a well-established method in educational research commonly used to examine students’ sequences of actions or events in learning contexts (Fan et al., 2022; Matcha et al., 2019).

In our study, students’ coded prompts were temporally ordered and prepared for sequence analysis where the codes identified in the prompts (see Table 1) were the alphabet. The time epoch was the full conversation with the LLM of each assignment. As such, a full sequence was created for each conversation. The sequences of all students’ conversations were used to build a sequence object using the *TraMineR* package (Gabadinho et al., 2011). A sequence index plot was generated to visualize the linear temporal progression of the coded prompt sequences, providing a clear representation of interaction patterns over time. We also created sequence plots to compare high and low achievers and to compare early and late assignments using the same procedure.

3.2.2 Transition network analysis

To capture the temporal and relational dynamics of the interaction process we used TNA (Saqr et al., 2024). TNA offers a robust theory-informed framework for capturing the dependencies and relationships

between events. The visualization of TNA offers a bird’s eye view of interactions. Furthermore, TNA helps identify key events (centralities) and transitions (edge strengths). Moreover, TNA incorporates techniques like bootstrapping to validate the significance of the modeled process to ensure that the insights are robust and not artifacts of the dataset. All of such features make TNA optimal for capturing the process of interactions over “static” methods such as social network analysis or process mining (López-Pernas et al., 2024; Saqr et al., 2024).

TNA models the dynamics of transitions between coded prompts based on Markov Modeling (Helske et al., 2024; Saqr et al., 2024). The TNA network, $G=(V, E, W)$, is defined by: nodes V (coded prompts), edges E (directed transitions between coded prompts), and weights W (transition probabilities). Directed edges E reflect the direction of the transitions and weights (transition probabilities) represent the probability of transitioning from the source prompt to the target prompt. Weights quantify the likelihood of a prompt following another, thus indicating the magnitude, direction, and relationships of prompts. The analysis of the TNA network helps identify the prompt sequences, key transitions between prompts, and central prompts acting as interaction hubs. Transition patterns show the recurring combinations of events observed throughout the interaction process and represent consistent behaviors that characterize a learner’s typical approach to interacting with AI.

In this study, we used the R package *tna* (López-Pernas et al., 2024) to estimate the TNA network from the sequence object of coded interactions described in the previous section, to model the structure and dynamics of student-AI interactions. To find the key transition events we computed the in-strength centrality as the sum of inbound transitions to each node to capture the importance of the node as a target of transitions (Newman, 2018). We also estimated the node betweenness centrality to capture the node’s importance in mediating other prompts and bridging different types of interactions. Edge betweenness centrality shows the critical transitions that mediated students-AI interaction and therefore were estimated and plotted (Bae & Kim, 2014).

We also estimated separate TNA networks for low achievers and high achievers. For comparison between these two TNA networks, we used a resampling-based permutation test. TNA permutation test calculates the statistically significant edges and centrality measures by permuting the input data (1000 times) and generating a null distribution of either network under the null hypothesis of no difference. P-values are then computed based on the proportion of permuted differences that are as extreme as the observed ones (van Borkulo et al., 2022). The permutation test was used to compare early and late assignments, high and low achievers as well as short and long sequence networks.

To rigorously evaluate the magnitude of difference between the processes, we computed the effect size, the Standardized Mean Difference for permutation (SMD_perm) by determining the observed difference between the means of two groups and then dividing it by the standard deviation, resulting in the SMDperm value. A value near zero suggests that the observed difference is within the range of random fluctuation, whereas an absolute value greater than one indicates a moderate effect. Values with an absolute magnitude exceeding two point to a strong effect, and those greater than three denote a very large effect that is highly unlikely under the null hypothesis (Andrade, 2020).

To compare the frequency of interactions between high and low achievers, we employed a chi-squared test alongside a mosaic plot with Pearson-residual shading. The chi-square test provides a formal statistical evaluation of whether the observed frequencies deviate significantly from those expected under the null hypothesis. We also used a mosaic plot to offer a visual representation of how the interactions differ across the examined groups (Meyer et al., 2007). In the mosaic plot, the size of each tile reflects the proportion of cases in a given category, while the shading within these tiles indicates both the magnitude and direction of the differences between observed and expected frequencies. More intense shading signifies a higher likelihood of deviation, with blue tones representing categories that are more likely than expected, and red tones indicating categories that are less likely (Meyer et al., 2007).

3.2.3 Psychological networks

Lastly, we use psychological networks to understand the relationships between the events and students’ grades. Psychological networks are adept at capturing the complex interactions and dependence between different variables (Epskamp, Borsboom, et al., 2018). —in our case, performance and prompt types. In doing so, this method overcomes the linear assumptions of linear models that are hard to satisfy in a complex process where each action depends on the other, as is the case in the interactions between humans and AI (Epskamp, Waldorp, et al., 2018).

We estimated a regularized partial correlation network using the R package *bootnet* (Epskamp, Borsboom, et al., 2018), where nodes represent variables (frequency of codes that each student has used as well as their grades). The edges represent the regularized partial correlations between nodes after controlling for others (“*ceteris paribus*”); no edge means conditional independence. Regularization reduces spurious and trivial edges and eliminates small negligible correlations resulting in simpler, sparser, and more interpretable networks. Networks are usually undirected, signed, and weighted by partial correlation magnitude.

4 Results

4.1 Descriptive statistics

Our dataset contains 122 conversations by 49 students, with a total of 289 prompts and a total of 726 interactions. Each conversation had 5.95 prompts on average with a median of 4 and Standard Deviation of 5.88. Prompts ranged from 2 to 47 in length. The most frequent code was *Instruct* (see Table #tbl-table2), which appeared 249 times, being present in 88.61% of the prompts and at least once in each conversation. Closely following was *Specify* ($n = 237$), which appeared in 84.34% of the prompts, and in almost all conversations ($n = 119$, 97.54%). *Context* was next, appearing 110 times, in 39.15% of the prompts and 101 conversations (82.79%). *Disagree* was far less common ($n = 59$), only present in 21% of prompts, 20.49% of the conversations. Lastly, *Agree* was the least common type of interaction ($n = 13$), only appearing in 4.63% of all prompts, 5.74% of all conversations.

Table 2. Descriptive statistics of the coded prompts

Code	Frequency	% of prompts	Number of conversations	% of conversations
Instruct	249	88.61%	122	100.00%
Specify	237	84.34%	119	97.54%
Context	110	39.15%	101	82.79%
Disagree	59	21.00%	25	20.49%
Request	58	20.64%	43	35.25%
Agree	13	4.63%	7	5.74%

4.2 The temporal unfolding of the interactions

To map the linear sequential unfolding of interactions we used sequence analysis. A sequence index plot was plotted in Figure 1 to show the sequence of codes in each conversation. Each horizontal line in the figure represents a single conversation where the colored blocks are the codes in the order they were identified in the prompts.

The most common starting point is *Instruct* ($n = 103$, 84.43% of the conversations), and with far less frequency *Request* or *Context* ($n = 8$, 6.56%), and almost none of the remaining codes. The most frequent starting sequence was *Instruct* - *Context* - *Specify* ($n = 53$, 51.64%), which in a moderate percentage of the conversations was enough to *Conclude* ($n = 23$, 18.85%), although it was often followed by *Request* ($n = 15$, 12.29%), or with further iterations of *Instruct* ($n = 14$, 11.48%), or *Agree/Disagree* ($n = 3$, 2.45%). The overarching picture is instruction, refining with contextual details and specifications and in some cases, a long process where students struggle with finding the solution that extends over long sequences.

Beyond sequences, transitions can help show how interactions unfolded and what the structure of the process looks like. In Figure 2 we plot the transitions between codes within the same conversation. Circles (Nodes) represent coded interaction prompts. Pie around each indicates the initial probability, which is the proportion of times students started with that particular interaction. Directed Arrows (Edges) show the transition probabilities between different interactions. The numbers on the arrows represent the likelihood of transitioning from one interaction to another.

The TNA model illustrates a dynamic process where *Instruct* is the primary central event, starting with a high initial probability of 84.43% and receiving the largest total number of incoming transitions from other states (totaling approximately 1.98). Significant sources of transitions originate from *Agree*, with 76.9% of transitions from *Agree* leading to *Instruct* indicating approval and instruction for more in the same direction. This is followed by transitions from *Request* (50.0%, reflecting appreciation and emotional engagement with

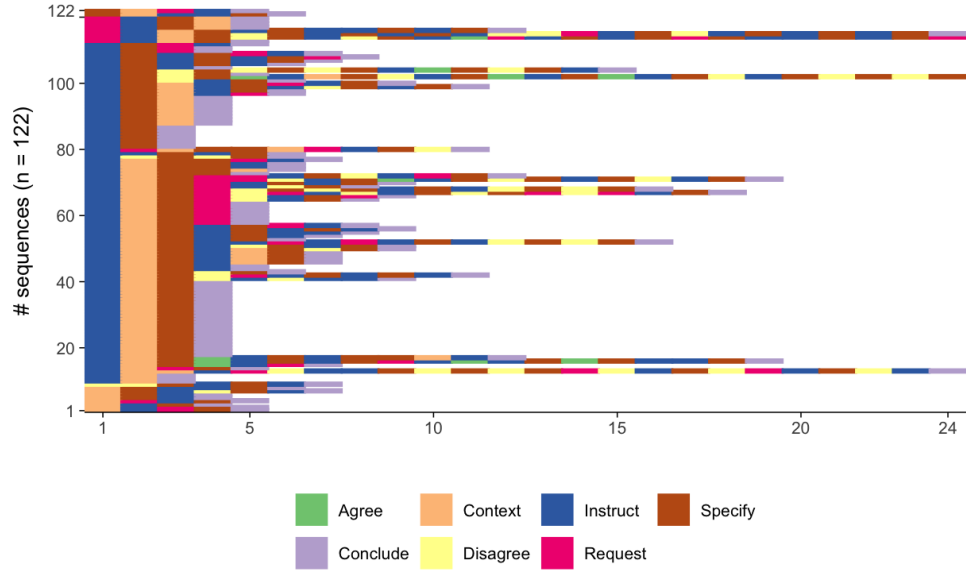


Figure 1. Sequence index plot of students' coded prompts

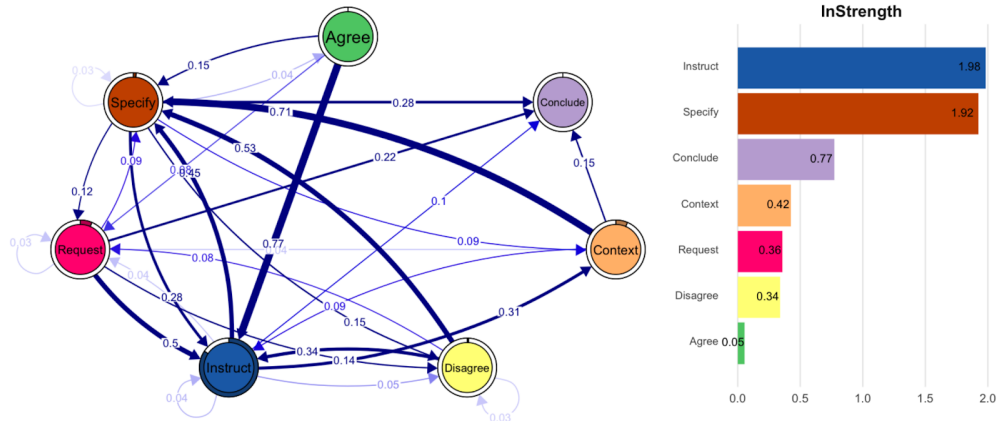


Figure 2. Circles represent coded interaction prompts, the pie around each pie represents the initial probability (the proportion of times students started with this interaction, the edges are directed arrows where the numbers are the transition probabilities between interactions.

the LLM) and *Disagree* (33.9%, reflecting need for corrections. It is worth noting that agreement is followed by more instruction, disagreement is followed by more specific prompts.

From *Instruct*, students frequently transition to *Context* (31.3%), indicating a refinement of their prompts to provide more specific contextual details. *Specify* also stands out as a key event, receiving a substantial number of incoming transitions (totaling approximately 1.92) from various states. Notable sources include *Context* (70.9%), *Instruct* (45.0%), and *Disagree* (52.5%). The transitions from *Disagree* to *Specify* (52.5%) and *Instruct* (33.9%) highlight a student strategy of iterative correction. This suggests that rather than abandoning the task, students persist by refining prompts or restarting instructions, even when experiencing disagreement or frustration. The transition from *Request* to *Instruct* (50.0%) further underscores the courteous nature of student interactions with the LLM, even while giving instructions. *Conclude* functions as the terminal endpoint in this TNA model. *Conclude* receives the highest proportion of transitions from *Specify* (28.3%), highlighting the role of detailed prompt refinements in reaching task closure. Furthermore, transitions from *Request* to *Conclude* (22.4%) suggest that students often express appreciation before finalizing their interactions. Transitions from *Context* (15.5%) and *Instruct* (9.6%) to *Conclude* further emphasize the importance of contextual framing and initial guidance in reaching the final *Conclude* state of the interaction. The overarching dynamics paints a picture of trial, re-trial and gauging or guessing in an iterative process of refinement dominated by instructions and refined instructions that ultimately lead to conclusion of the task.

To understand which transitions were the most central, we computed the node and edge centralities of betweenness (Figure 3). The node betweenness centrality showed *Request* and *Context* mediated other interactions more than other prompt types. Looking closer at the network of edge betweenness to capture the critical transitions, we can see a pattern of flow starting from *Specify*, *Agree* to *Request* and later concluding the interaction. Such a pattern emphasizes the value of refining based on reaching an agreement between what the student wants and what the LLM provides which mediates a successful completion of the task.

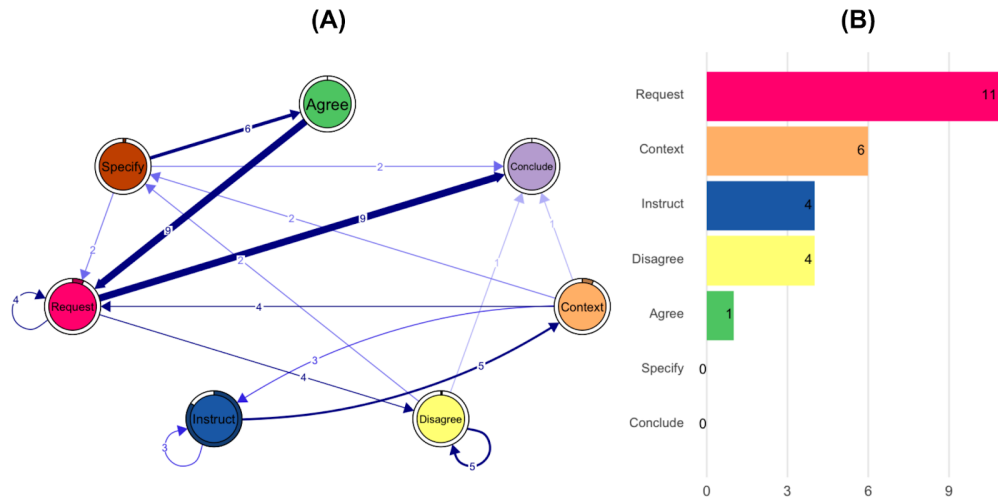


Figure 3. (A) Edge betweenness centrality. (B). Node betweenness centrality

4.3 Assignment complexity

The correlation between assignment complexity—as indicated by the order in which assignments, increasing in complexity, were presented—and grades was minimal, $r(120) = .081$, $p = .40$, with a 95% confidence interval ranging from -0.10 to 0.26 . In other words, a non-statistically significant relationship was observed among assignment complexity, prompt length, and students' grades. Similarly, the length of students' prompts was not significantly correlated with their grades, $r(120) = .036$, $p = .70$, 95% CI $[-.14, .21]$. These results indicate that students' conversations were neither particularly longer in complex problems, nor was it longer or shorter in high achieving students.

Beyond counts, to investigate whether complex problems would result in different dynamics, we estimated two networks for early and late assignments (early assignments are simpler and late assignments are more complex). Both assignments were compared using a permutation test to find out the significant transitions

and then plotted (see Figure 4 Left). Furthermore, a Pearson’s Chi-squared test was used to compare the differences in frequencies along with a Mosaic plot to further offer a granular picture of the significant prompts.

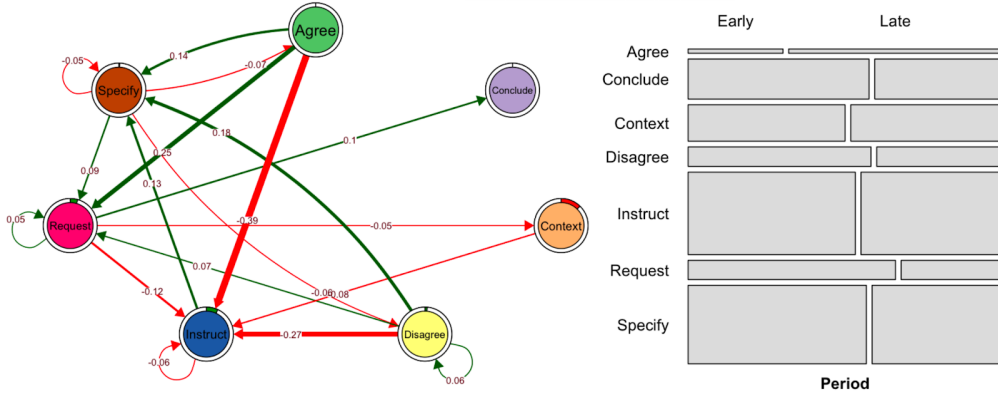


Figure 4. Left: TNA network representing the difference between the first two (early) and last two (late) assignments. Right: Mosaic plot representing the chi-squared test comparing the frequency of each prompt code between early and late assignments.

The overall picture of early versus late dynamics show more transitions towards *Specify* and *Request* less towards *Instruct* and slight decrease in *Context*. However, the statistically significant transitions were from *Instruct* to *Specify*, *Specify* to *Request* and *From Request* to *Context* as well as two loops (indicating repetitions) in *Instruct* and *Specify*, both had the highest effect size SMD_{perm} of 2.4 and 2.3 respectively. This repetitive pattern indicates an inability to reach a closure and continuing to repeat their requests again and again Table 3.

The mosaic plot visualizes the distribution of categories across Early and Late Assignments (see Figure 4 Right). The Chi-square test results ($\chi^2 = 9$, $df = 6$, $p = 0.2$) indicate no significant association. This suggests that prompt distributions remain relatively invariant over time. An overall picture that can be summarized as more asking “please do this with these specifications” that lingers on.

Table 3. Statistically significant differences in transition probabilities (edges)

Edge name	Difference	Effect size	p-value
Request -> Context	-0.05	-1.5	0.04*
Instruct -> Instruct	-0.06	-2.4	0.01*
Specify -> Request	0.09	2.0	0.049*
Instruct -> Specify	0.13	1.9	0.04*
Specify -> Specify	-0.05	-2.3	0.02*

4.4 Conversation length

To take a deeper look at the long sequences —upper quartile— sequences exceeding the 75th percentile in which students took rather longer conversations with the LLM, we estimated TNA networks for longer and shorter prompt sequences. A permutation test was performed to find out the significant transitions (Figure 5 Left) and a Pearson’s Chi-squared test was performed to compare the distribution of frequencies of longer versus shorter sequences with a Mosaic plot (Figure 5 Right). The results show more transitions towards *Disagree*, less to *Conclude* and *Context* which is a collective picture of frustration rather than asking for more precise output, students were more expressive of disapproval and asking for the LLM to re-do in a different way.

4.5 Relationship with performance

To examine if interaction with the LLM was a function of achievement where high performing students have a different —or maybe better approach— compared to the low performing students. We estimated two

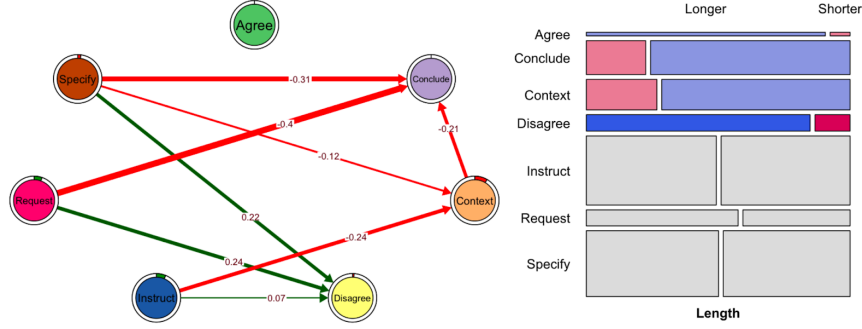


Figure 5. Left: TNA network representing the difference between long and short conversations. Right: Mosaic plot representing the chi-squared test comparing the frequency of each prompt code between long and short conversations.

TNA networks and computed a permutation test to find out the statistical significance of the differences in transitions (Figure 6 bottom left). We also created a sequence index plot for each group (Figure 6 top) and compared the distribution of prompts with a chi-squared test and a mosaic plot (Figure 6 bottom right). Overall, the differences were subtle and statistically insignificant sequences in every test.

Despite being insignificant, a descriptive analysis may shed light on some differences (Figure 7). The most notable difference in sequences was that high achievers tend to start with *Request* (+0.07) before *Instruct* (-0.119). At time point 2, high achievers use more *Instruct* (+0.06) and *Context* (0.05) but less *Specify* (-0.132). At time point 3, high achievers use less *Conclude* less (-0.11), more context (+0.085) and continue to have slightly higher *Context* at time point 4 with (+0.056) and *Request* (+0.057). The TNA networks also show subtle differences. The highest differences can be seen in the transition between *Disagree* and *Specify* where high achievers refine their prompts (+0.16), *Specify* to *Request* (0.07) and from *Agree* to *Request* (+0.14). We also see a mutual transition between *Specify* and *Request* (+0.07 and +0.04) and from *Specify* to *Context* (+0.07). All of such transitions show a picture of successful handling of the LLM and steering the conversation for successful completion with requesting language and more specifications. However, a permutation test comparing the transition across groups showed no statistical significance difference between both high and low achievers.

In the same vein, a regularized partial correlation network between the grade of the assignment and the frequency of each interaction type was plotted to understand the complex interplay between all the involved factors and more importantly to show the correlations of interactions and grades. The network shows a positive correlation between *Request* and grades ($pcor=0.09$) after controlling for all other variables in the network. We also see a positive correlation of grades with *Instruct* ($pcor=0.05$) and *Context* ($pcor=0.09$). Higher grades were less associated with *Disagree* ($pcor=-0.09$). The R^2 of grades were a very small indication that grades cannot be explained by the type of interactions.

5 Discussion

The emergence of new GenAI technologies is widely hyped to reshape education, technologies and how humans use or interact with education technology at large (Järvelä et al., 2025; Pedreschi et al., 2025). While human-technology interactions have been the center of science for a long time, the new realities necessitates an investigation of how humans interact with GenAI especially in dealing with complex problems, a phenomenon that our study aimed to investigate.

Notwithstanding the conversational capabilities of GenAI that can be felt as human, or the high performance on cognitive testing benchmarks, the overall picture in our study has been “instruct, serve, repeat”, where the students are trying to translate the problem to instructions and the AI is trying to understand and respond as far it can get the actual intentions in terms of what it can actually perform (Subramonyam et al., 2024). In particular, students used mostly short prompts of repetitive instructions, requesting, asking for more repeating “this part was good”, “add more here”, “not this way” “please”. The whole dynamic was marred by a distinct lack of cognitive alignment between the interacting sides: human and LLM. Often, students are caught in a process that extends over long sequences where they struggle to find a solution. A process of trial, re-trial and gauging or guessing, and requesting a repeat. A process that highlights the

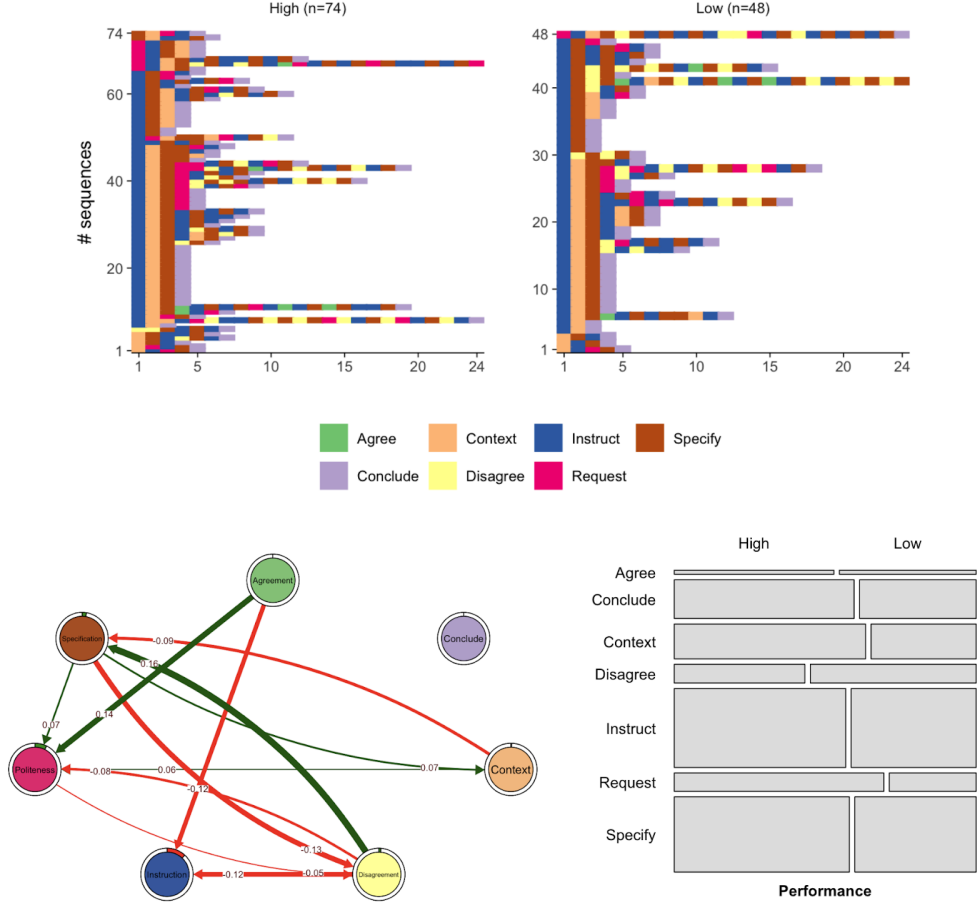


Figure 6. Top: Sequence index plot for high performers (left) and low performers (right). Bottom left: TNA network of the difference between high and low performers. Bottom right: Mosaic plot representing the chi-squared test comparing the frequency of codes between high and low performers.

underlying disconnect —the lack of a shared framework or common language. In other cases, students opted for a one- or two-shot interaction with the LLM, accepting the LLM’s first output without further refinement. These instances may be an indication of students’ overreliance on AI-generated responses.

Prompting or instructing LLMs to generate outcomes thus becomes shallow, where the student tries some heuristics and the LLM generates immediate, compliant responses based on direct user instructions, leaving little room for deep cognitive engagement (Bachaalany, 2024; Y. Wang et al., 2024). A loop ensues where the users and LLM try to guess each other’s intentions, bypassing iterative, reflective processes essential for critical thinking, problem-solving, and deeper inquiry. In doing so, the process reduces the opportunities for dialogue, exploration of alternative perspectives, or metacognitive refinement of their own reasoning (Fan et al., 2024; Stadler et al., 2024). This rigid interaction model risks reinforcing surface-level understanding, where users passively accept AI-generated content rather than engaging in meaningful cognitive effort to evaluate, question, and refine their inquiries (Subramonyam et al., 2024; Y. Wang et al., 2024). The quality of GenAI-student exchanges may also rely on student’s AI literacy, which is a skill that encompasses both productive communication with AI, but also a critical engagement with its output (Kim et al., 2025).

A study by Marrone et al. (2024) on student perceptions on AI as a collaborator in solving complex problems indicated that students can have unrealistic expectations of the AI capabilities. Current LLMs cannot recognize and react to the users’ misconceptions about their capabilities to guide the problem-solving process, which leads to poor and unproductive exchanges (Wang et al., 2021). While the iterative instruction may eventually lead to a conclusion, it is definitely not what educators aspire to have in a cognitively stimulating academic environment. As shown by Singh et al. (2024) the immediate involvement of AI to solve a task

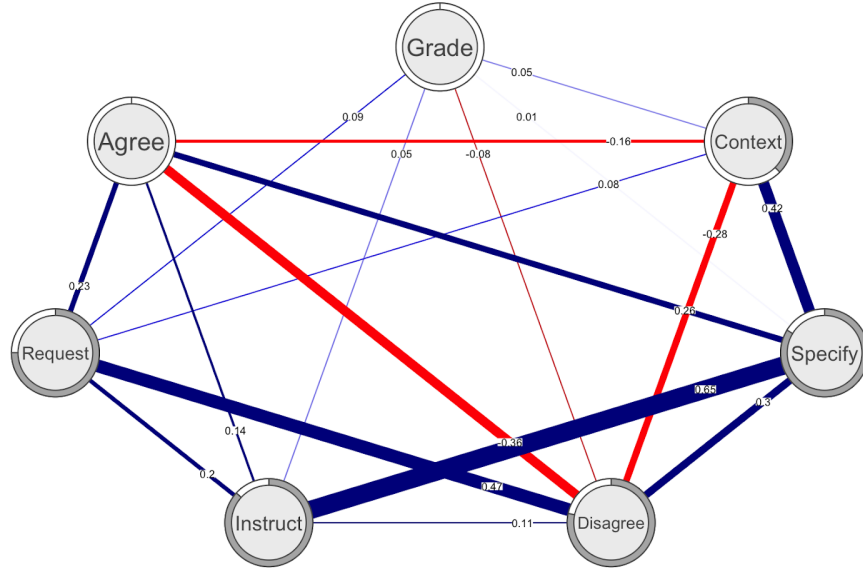


Figure 7. Regularized partial correlation network between the assignment grade and the frequency of each code

may actually lead to worse results than attempting to solve a problem without assistance and use AI to refine the solution.

Furthermore, the lack of any correlation with complexity of assignment or achievement on any measure be it the counts, the sequences or the process emphasizes several conclusions. First, LLMs may be leveling or removing barriers from complex tasks. This raises a serious challenge for assessment and how teachers approach learning tasks. Second, the lack of consistency in LLM’s responses shows a fundamental issue: they are good frequently, but unpredictable. This led to excessively random long conversations where both the student and the LLM were clueless of how to conclude the task. The lack of correlation with the achievement further emphasized this finding that AI may obviate the borders between high and low achievers, but also, it may make both frustrated in some tasks. Taken together, our findings paint a picture of a process dominated by interactions between different mental models and limited mutual understanding, rather than fostering cognitive engagement that advances the students’ thinking.

Taken together, our study shows that the existing LLMs are not ideal for the hypothesized human-AI collaboration. By design, LLMs accept interactions through “prompts” and best models to respond to prompts are those designed as Instruction-tuned LLMs. One can say that these models are —by design— followers, not partners. As such, the burden of co-regulation of the learning process still relies heavily on student individual characteristics and initiative (Kim et al., 2024; Lodge et al., 2023). It leads to a question, to what extent a LLM can be treated as an equal collaborator rather than a tool used to solve a problem. In fact, published system prompts from major AI companies often stress the importance of user satisfaction and compliance as primary objectives in a manner that maximizes obedience and minimizes argumentation or disagreement (Bachalany, 2024). While we have tried to use a complex task in our study, it made little difference given that the other partner in collaboration is instructed to avoid a cognitively engaged collaboration that educationists should pursue.

Interactions with LLMs present a unique set of cognitive challenges which stem from the differences in how humans and LLMs process information. When humans are faced with a problem, they first form abstract intentions and goals which they try to solve through an iterative multistep process that involves feedback and evaluation (Gao et al., 2024; Li et al., 2024; Y. Wang et al., 2024). The process entails refinement, negative feedback and complex interplay of mental processes. While with LLMs, humans try to convert their goals to “flat” written language (instructions) devoid of real-world physical underpinnings and the LLMs engage in a routine of executing these instructions based on matching with complex patterns within its training data. This misalignment has been referred to as a blind spot or a gulf of misunderstanding between the two partners (Subramonyam et al., 2024).

These challenges are often compounded by the opaque nature of LLM decision-making, which hinders users from forming accurate mental models of how responses are generated (Li et al., 2024; Y. Wang et al., 2024). This opacity makes it difficult for users to trust or scrutinise the LLM’s output, resulting in either over-reliance on or unwarranted dismissal of AI output (Mustafa et al., 2024; Y. Wang et al., 2024). This opacity—whether by design or by nature—leaves users unable to know the best way to produce the desired responses. Furthermore, the “stochastic” ever-changing nature of LLMs and the advances in how they process input or produce output render learnt skills obsolete quite fast (Crandall et al., 2018). Furthermore, the coherent and seemingly authoritative tone of LLMs, with no explicit indicators of uncertainty, may fool users into relying on their output without checking or engaging in a critical evaluation. As demonstrated in the study by Akçapınar & Sidan (2024), where the uncritical view of the genAI output led several students to direct copy-paste incorrect programming solutions into their assignments.

If history has taught us anything, it is that the increasing capabilities of GenAI have always been accompanied by a growing reliance on AI as a machine where humans delegate more tasks to AI (Akata et al., 2020; Crandall et al., 2018). As AI has advanced to generate sophisticated content and creative outputs, humans have increasingly turned to these systems for more cognitive tasks to “do the thinking” (Gao et al., 2024; Li et al., 2024). However, this shift toward AI-generated solutions comes with its drawbacks (Risko & Gilbert, 2016; Stadler et al., 2024). Unlike traditional knowledge construction, which involves actively searching, evaluating, and synthesizing information, AI often delivers direct and easily accessible answers that may lack the socio-emotional intelligence and human values embedded in the traditional process (Stadler et al., 2024). This convenience, while useful, risks undermining the development of critical thinking, creativity, and problem-solving skills, leading to passive knowledge consumption and offloading cognitive tasks to the AI tools (Risko & Gilbert, 2016). Risko and Gilbert (2016) describe cognitive offloading as using external tools, such as AI, to reduce mental effort. While AI may automate or bring efficiency to some tasks, over-reliance on AI risks diminishing human cognitive skills and fostering dependency leading to erosion of cognitive skills. As we have seen in our study, AI was not the collaborator we are after, nor were students stimulated to use it in a collaborative way. Nevertheless, it may make some tasks easier.

To that end, educators may need to build custom AI models that are designed to be safe, collaborative, cognitively engaging as well as stimulating. For instance, recent research has referred to the term “proactiveness” in conversational agents such as LLMs, as a way to overcome the current passive question-answer paradigm (Liao et al., 2023). The first steps towards proactive GenAI are seen in modern LLMs where follow-up questions are suggested for the user to continue the conversation. Being able to train the GenAI models to adaptively curate these follow-up questions based on sound pedagogical principles would stimulate productive collaboration. Ideally, the GenAI would be able to enact a scripted role such as summarizer or planner (Strijbos & Weinberger, 2010), in line with the literature on computer-supported collaborative learning.

6 Limitations

Our study has limitations concerning the coding of the prompts. Despite our best efforts to ensure validity, the inherent subjectivity of human coding remains a factor that cannot be entirely eliminated. The stochastic nature of large language models (LLMs) introduces variability in their responses across iterations. However, by employing a large number of prompts and incorporating diverse students and tasks, we believe we captured the behavioral patterns of LLMs. As demonstrated in our findings, LLMs’ patterns exhibited repetitive and stable characteristics across different tasks and students, confirming that the behavior of LLMs in this context is not random but follows a structured pattern. Furthermore, LLMs behavior in our study can be traced primarily to their system prompts, which are hardwired directives shaping their responses. Consequently, our findings reflect an inherent structure in LLM behavior that persists despite ongoing advancements in model architecture. Beyond LLM considerations, our methodological approach also carries limitations. TNA is constrained by the assumptions of Markov models, which presume that present states are conditionally independent of past ones. While this assumption may simplify the complexities of social, temporal, and multicomponent interaction processes, it remains a necessary abstraction to manage the complexities of dynamic interactions. Similarly, sequence analysis, while effective in mapping linear successions of events, does not capture other temporal dependencies such as cyclical or overlapping interactions. Despite these constraints, our study mitigated these methodological limitations by integrating four different analytical approaches, ensuring a more comprehensive understanding of LLM behavior across multiple dimensions.

Acknowledgement

The authors would like to express their sincere gratitude to the participants, whose willingness to take part in this study made this research possible.

Availability of data and material

The data is available upon a reasonable request from the authors and subject to ethical approval from the governing body.

References

- [1] Agrawal, A., Gans, J., and Goldfarb, A.. The Turing transformation: Artificial intelligence, intelligence augmentation, and skill premiums. In *Special Issue 5: Grappling With the Generative AI Revolution*, Special5. 2024. <https://doi.org/10.1162/99608f92.35a2f3ff>
- [2] Akata, Z., Balliet, D., de Rijke, M., Dignum, F., Dignum, V., Eiben, G., Fokkens, A., Grossi, D., Hendriks, K., Hoos, H., Hung, H., Jonker, C., Monz, C., Neerincx, M., Oliehoek, F., Prakken, H., Schlobach, S., van der Gaag, L., van Harmelen, F., . . . Welling, M.. A research agenda for hybrid intelligence: Augmenting human intellect with collaborative, adaptive, responsible, and explainable artificial intelligence. In *Computer*, 53(8), 18–28. 2020.
- [3] Akçapınar, G. and Sidan, E.. AI chatbots in programming education: guiding success or encouraging plagiarism. In *Discover Artificial Intelligence*, 4(1). 2024. <https://doi.org/10.1007/s44163-024-00203-7>
- [4] Andrade, C.. Mean difference, standardized mean difference (SMD), and their use in meta-analysis: As simple as it gets. In *The Journal of Clinical Psychiatry*, 81(5). 2020. <https://doi.org/10.4088/JCP.20f13681>
- [5] Bachaalany, E.. TheBigPromptLibrary: A collection of prompts, system prompts and LLM instructions. In *Github*. 2024. <https://github.com/0xeb/TheBigPromptLibrary>
- [6] Bae, J. and Kim, S.. Identifying and ranking influential spreaders in complex networks by neighborhood coreness. In *Physica A: Statistical Mechanics and Its Applications*, 395, 549–559. 2014.
- [7] Chen, X., Zou, D., Xie, H., Cheng, G., and Liu, C.. Two decades of artificial intelligence in education: Contributors, collaborations, research Topics, challenges, and future directions. In *Journal of Educational Technology & Society*, 25(1), 28–47. 2022.
- [8] Crandall, J. W., Oudah, M., Tennom, Ishowo-Oloko, F., Abdallah, S., Bonnefon, J.-F., Cebrian, M., Shariff, A., Goodrich, M. A., and Rahwan, I.. Cooperating with machines. In *Nature Communications*, 9(1), 233. 2018.
- [9] Crompton, H. and Burke, D.. Artificial intelligence in higher education: the state of the field. In *International Journal of Educational Technology in Higher Education*, 20(1). 2023. <https://doi.org/10.1186/s41239-023-00392-8>
- [10] Epskamp, S., Borsboom, D., and Fried, E. I.. Estimating psychological networks and their accuracy: A tutorial paper. In *Behavior Research Methods*, 50(1), 195–212. 2018.
- [11] Epskamp, S., Waldorp, L. J., Möttus, R., and Borsboom, D.. The Gaussian Graphical Model in Cross-Sectional and Time-Series Data. In *Multivariate Behavioral Research*, 53(4), 453–480. 2018.
- [12] Fan, Y., Tan, Y., Raković, M., Wang, Y., Cai, Z., Shaffer, D. W., and Gašević, D.. Dissecting learning tactics in MOOC using ordered network analysis. In *Journal of Computer Assisted Learning*. 2022. <https://doi.org/10.1111/jcal.12735>
- [13] Fan, Y., Tang, L., Le, H., Shen, K., Tan, S., Zhao, Y., Shen, Y., Li, X., and Gašević, D.. Beware of metacognitive laziness: Effects of generative artificial intelligence on learning motivation, processes, and performance. In *BJET*. 2024. <https://doi.org/10.1111/bjet.13544>
- [14] Gabadinho, A., Ritschard, G., Müller, N. S., and Studer, M.. Analyzing and Visualizing State Sequences in R with TraMineR. In *Journal of Statistical Software*, 40(4). 2011. <https://doi.org/10.18637/jss.v040.i04>
- [15] Gao, J., Gebreegziabher, S. A., Choo, K. T. W., Li, T. J.-J., Perrault, S. T., and Malone, T. W.. A Taxonomy for Human-LLM Interaction Modes: An Initial Exploration. In *Extended Abstracts of the CHI Conference on Human Factors in Computing Systems*, 1–11. 2024.
- [16] Giray, L.. Prompt Engineering with ChatGPT: A Guide for Academic Writers. In *Annals of Biomedical Engineering*, 51(12), 2629–2633. 2023.

- [17] Helske, J., Helske, S., Saqr, M., López-Pernas, S., and Murphy, K.. A modern approach to transition analysis and process mining with Markov models: A tutorial with R. In *Learning analytics methods and tutorials: A practical guide using R*, in-press. 2024.
- [18] Hemmer, P., Schemmer, M., Vössing, M., and Köhl, N.. Human-AI Complementarity in Hybrid Intelligence Systems: A Structured Literature Review. In *PACIS 2021*. 2021. <https://aisel.aisnet.org/pacis2021/78/>
- [19] Järvelä, S., Zhao, G., Nguyen, A., and Chen, H.. Hybrid intelligence: Human-AI coevolution and learning. In *British Journal of Educational Technology: Journal of the Council for Educational Technology*. 2025. <https://doi.org/10.1111/bjet.13560>
- [20] Kim, J., Ham, Y., and Lee, S.-S.. Differences in student-AI interaction process on a drawing task: Focusing on students’ attitude towards AI and the level of drawing skills. In *Australasian Journal of Educational Technology*, 40(1), 19–41. 2024.
- [21] Kim, J., Lee, H., and Cho, Y. H.. Learning design to support student-AI collaboration: perspectives of leading teachers for AI in education. In *Education and Information Technologies*, 27(5), 6069–6104. 2022.
- [22] Kim, J., Yu, S., Lee, S.-S., and Detrick, R.. Students’ prompt patterns and its effects in AI-assisted academic writing: Focusing on students’ level of AI literacy. In *Journal of Research on Technology in Education*, 1–18. 2025.
- [23] Li, J., Li, J., and Su, Y.. A map of exploring human interaction patterns with LLM: Insights into collaboration and creativity. In *Artificial Intelligence in HCI*, 60–85. 2024.
- [24] Liao, L., Yang, G. H., and Shah, C.. Proactive conversational agents in the post-ChatGPT world. In *Proceedings of the 46th International ACM SIGIR Conference on Research and Development in Information Retrieval*. 2023. <https://doi.org/10.1145/3539618.3594250>
- [25] Lodge, J. M., Yang, S., Furze, L., and Dawson, P.. It’s not like a calculator, so what is the relationship between learners and generative artificial intelligence? In *Learning Research and Practice*, 9(2), 117–124. 2023.
- [26] López-Pernas, S., Tikka, S., and Saqr, M.. tna: Transition Network Analysis (TNA) [Data set]. In *CRAN: Contributed Packages*. 2024. <https://doi.org/10.32614/cran.package.tna>
- [27] Marrone, R., Zamecnik, A., Joksimovic, S., Johnson, J., and De Laat, M.. Understanding student perceptions of artificial intelligence as a teammate. In *Technology Knowledge and Learning*. 2024. <https://doi.org/10.1007/s10758-024-09780-z>
- [28] Matcha, W., Gašević, D., Ahmad Uzir, N., Jovanović, J., Pardo, A., Maldonado-Mahauad, J., and Pérez-Sanagustín, M.. Detection of Learning Strategies: A Comparison of Process, Sequence and Network Analytic Approaches. In *Transforming Learning with Meaningful Technologies*, 525–540. 2019.
- [29] Meyer, D., Zeileis, A., and Hornik, K.. The Strucplot Framework: Visualizing Multi-way Contingency Tables with vcd. In *Journal of Statistical Software*, 17, 1–48. 2007.
- [30] Molenaar, I. and Wise, A. F.. Temporal aspects of learning analytics-grounding analyses in concepts of time. In *The Handbook of Learning Analytics*, 66–76. 2022.
- [31] Mollick, E.. Co-intelligence. In *W H Allen*. 2024.
- [32] Newman, M.. Networks (2nd ed.). In *Oxford University Press*. 2018.
- [33] Pedreschi, D., Pappalardo, L., Ferragina, E., Baeza-Yates, R., Barabási, A.-L., Dignum, F., Dignum, V., Eliassi-Rad, T., Giannotti, F., Kertész, J., Knott, A., Ioannidis, Y., Lukowicz, P., Passarella, A., Pentland, A. S., Shawe-Taylor, J., and Vespignani, A.. Human-AI coevolution. In *Artificial Intelligence*, 339, 104244. 2025.
- [34] Ray, P. P.. ChatGPT: A comprehensive review on background, applications, key challenges, bias, ethics, limitations and future scope. In *Internet of Things and Cyber-Physical Systems*, 3, 121–154. 2023.
- [35] Risko, E. F. and Gilbert, S. J.. Cognitive offloading. In *Trends in Cognitive Sciences*, 20(9), 676–688. 2016.
- [36] Saqr, M., López-Pernas, S., Törmänen, T., Kaliisa, R., Misiejuk, K., and Tikka, S.. Transition Network Analysis: A novel framework for modeling, visualizing, and identifying the temporal patterns of learners and learning processes. In *arXiv [cs.SI]*. 2024. <http://arxiv.org/abs/2411.15486>

- [37] Singh, A., Brooks, C., and Wang, X.. The Impact of Student-AI Collaborative Feedback Generation on Learning Outcomes. In *AI for Education: Bridging Innovation and Responsibility at the 38th AAAI Annual Conference on AI*. 2024. <https://openreview.net/pdf?id=IQZ2dcsVq0>
- [38] Stadler, M., Bannert, M., and Sailer, M.. Cognitive ease at a cost: LLMs reduce mental effort but compromise depth in student scientific inquiry. In *Computers in Human Behavior*, 160, 108386. 2024.
- [39] Strijbos, J.-W. and Weinberger, A.. Emerging and scripted roles in computer-supported collaborative learning. In *Computers in Human Behavior*, 26(4), 491–494. 2010.
- [40] Subramonyam, H., Pea, R., Pondoc, C., Agrawala, M., and Seifert, C.. Bridging the gulf of envisioning: Cognitive challenges in prompt based interactions with LLMs. In *Proceedings of the CHI Conference on Human Factors in Computing Systems*, 31, 1–19. 2024.
- [41] Sun, Q.. Exploring human-generative AI interaction in L2 learners’ source use practices: Issues, trials, and critical reflections. In *Journal of Academic Writing*, 14(1), 24–42. 2024.
- [42] Tlili, A., Saqer, K., Salha, S., and Huang, R.. Investigating the effect of artificial intelligence in education (AIEd) on learning achievement: A meta-analysis and research synthesis. In *Information Development*. 2025. <https://doi.org/10.1177/02666669241304407>
- [43] van Borkulo, C. D., van Bork, R., Boschloo, L., Kossakowski, J. J., Tio, P., Schoevers, R. A., Borsboom, D., and Waldorp, L. J.. Comparing network structures on three aspects: A permutation test. In *Psychological Methods*. 2022. <https://doi.org/10.1037/met0000476>
- [44] Wang, Q., Saha, K., Gregori, E., Joyner, D., and Goel, A.. Towards mutual theory of mind in human-AI interaction: How language reflects what students perceive about a virtual teaching assistant. In *Proceedings of the 2021 CHI Conference on Human Factors in Computing Systems*. 2021. <https://doi.org/10.1145/3411764.3445645>
- [45] Wang, Y., Zhao, S., Wang, Z., Huang, H., Fan, M., Zhang, Y., Wang, Z., Wang, H., and Liu, T.. Strategic Chain-of-Thought: Guiding accurate reasoning in LLMs through strategy elicitation. In *arXiv [cs.AI]*. 2024. <http://arxiv.org/abs/2409.03271>
- [46] Xu, W., Dainoff, M. J., Ge, L., and Gao, Z.. Transitioning to human interaction with AI systems: New challenges and opportunities for HCI professionals to enable human-centered AI. In *International Journal of Human-Computer Interaction*, 1–25. 2022.
- [47] Zekri, O., Odonnat, A., Benechehab, A., Bleistein, L., Boullé, N., and Redko, I.. Large language models as Markov chains. In *arXiv [stat.ML]*. 2024. <http://arxiv.org/abs/2410.02724>