

Beyond “Not Novel Enough”: Enriching Scholarly Critique with LLM-Assisted Feedback

Osama Mohammed Afzal¹, Preslav Nakov², Tom Hope³, Iryna Gurevych¹

¹ UKP Lab, TU Darmstadt and Hessian Center for AI (hessian.AI)

²MBZUAI, ³The Allen Institute for AI (AI2),

www.ukp.tu-darmstadt.de

Abstract

Novelty assessment is a central yet understudied aspect of peer review, particularly in high-volume fields like NLP where reviewer capacity is increasingly strained. We present a structured approach for automated novelty evaluation that models expert reviewer behavior through three stages: content extraction from submissions, retrieval and synthesis of related work, and structured comparison for evidence-based assessment. Our method is informed by analysis of human-written novelty reviews and captures key patterns such as independent claim verification and contextual reasoning. Evaluated on 182 ICLR 2025 submissions with human annotated reviewer novelty assessments, the approach achieves 86.5% alignment with human reasoning and 75.3% agreement on novelty conclusions—substantially outperforming existing LLM-based baselines. The method produces detailed, literature-aware analyses and improves consistency over ad hoc reviewer judgments. These results highlight the potential for structured LLM-assisted approaches to support more rigorous and transparent peer review without displacing human expertise. Data and code are made available. ¹

1 Introduction

The peer review system is collapsing under its own success. Two independent committees at NeurIPS 2021 disagreed on 23% of identical papers (Beygelzimer et al., 2023)—a breakdown in consistency that signals deeper problems than mere capacity constraints. With manuscript submissions doubling every 15 years (Larsen and von Ins, 2010) and reviewers now handling 14 evaluations annually (Díaz et al., 2024), the system’s 15 million annual reviewing hours (Aczel et al., 2021) are producing increasingly unreliable outcomes.

Among peer review tasks, novelty assessment stands out as one of the most problematic (Ernst et al., 2021) (Horbach and Halffman, 2019). Novelty assessment requires reviewers to determine whether a submission makes sufficiently original contributions by identifying what specific advances it makes beyond existing work, evaluating whether these advances are significant enough to warrant publication, and verifying that the authors have accurately characterized their contributions relative to prior research. This knowledge-intensive process demands that reviewers maintain comprehensive awareness of related work across their field and can precisely distinguish between meaningful innovations and incremental modifications—a task that becomes exponentially more difficult as publication rates accelerate and research domains specialize. Overwhelmed reviewers often resort to superficial analyses, producing vague feedback like “not novel enough” without clear justification. The challenge compounds when reviewers encounter papers outside their specific expertise, leading to either overly conservative rejections or inadequate assessments that fail to catch incremental work (Kuznetsov et al., 2024).

Recent advances in large language models present an unprecedented opportunity to address these novelty assessment challenges at scale. These breakthrough technologies have revolutionized text processing and demonstrated remarkable performance across knowledge-intensive tasks (Raiaan et al., 2024), with recent technical advancements expanding capabilities to specialized reasoning and efficient inference (Li et al., 2024; Zhang et al., 2025).

While recent LLM advances create this opportunity, no existing work specifically addresses novelty assessment as a dedicated task within the peer review process. Prior research incorporates novelty evaluation within idea generation pipelines (Raden-sky et al., 2024; Lu et al., 2024; Li et al., 2025),

¹<https://ukplab.github.io/eacl2026-assessing-paper-novelty/>

generates peer reviews with novelty assessments occurring as a result of them existing in peer reviews from training data (Idahl and Ahmadi, 2025; D’Arcy et al., 2024), or adds novelty assessment steps to review synthesis pipelines for improvement (Zhu et al., 2025). However, these approaches either operate on synthetic ideas rather than real research contributions or fail to evaluate novelty assessment capabilities in isolation. This represents a critical gap requiring specialized methodologies for peer review novelty assessment.

To address this gap, we propose an end-to-end novelty assessment pipeline for peer review submissions. Our approach consists of three stages: document processing and content extraction, related work retrieval and ranking, and structured novelty assessment. The final stage implements four sequential steps: novelty related content selection from the submission pdf, building comprehensive understanding of related work from retrieved papers, comparing claimed novelty against the comprehensive analysis from the prior step, and generating a summary with cited evidence from the comparison. This pipeline operates on real research papers and directly evaluates novelty assessment capabilities, addressing the limitations of existing approaches. Importantly, we conduct the first evaluation of LLMs for novelty assessment using actual human data, including annotated novelty assessment statements, and provide comprehensive evaluation across multiple dimensions.

Research Questions and Contributions This work aims to address the following research questions:

1. How does our human-informed novelty assessment pipeline compare to existing approaches?
2. How well do our assessments align with human reviewer preferences across key evaluation dimensions?
3. Can automated evaluation reliably substitute for human judgment in assessing novelty assessment quality?

Our contributions are threefold:

- **Human Analysis Dataset and Insights:** A systematically curated dataset of 182 papers with annotated human novelty assessments

from ICLR 2025, along with empirical insights into expert reviewer reasoning patterns, evaluation criteria, and argument structures that inform AI system design for novelty assessment.

- **Human-Informed Pipeline:** A literature-grounded pipeline that incorporates insights from human novelty assessment practices, featuring structured prompting strategies and targeted content extraction informed by observed expert reviewer behavior.
- **Comprehensive Evaluation and Analysis:** Systematic comparison of our human-informed approach against existing baselines and human reviewers, with fine-grained evaluation across multiple dimensions and validation of automated assessment methods.

2 Related Work

AI-Assisted Peer Review Systems Our work is positioned at the peer review stage of scientific research, where our system operates when a manuscript is submitted for evaluation. While previous works (D’Arcy et al., 2024) (Idahl and Ahmadi, 2025) (Zhu et al., 2025) (Chitale et al., 2025) (Chang et al., 2025) (Nemecsek et al., 2025) have developed end-to-end peer review generation pipelines that may implicitly include novelty assessment steps, we are the first to focus specifically on building a dedicated pipeline for novelty assessment and the first to systematically evaluate LLMs on this task. A related line of work operates at the ideation stage of research (Radensky et al., 2024) (Shahid et al., 2025) (Li et al., 2025) (Lu et al., 2024), developing pipelines for research idea generation that aim to improve novelty through feedback loops from a novelty assessor. In contrast, we operate at a more mature stage where ideas have been fully executed and comparative analyses are well-formulated. The evaluation in ideation-stage works focuses on synthetic ideas that are typically abstract and loosely defined, whereas we evaluate concrete, polished research contributions that have undergone the refinement process of execution and manuscript preparation.

Scientific Literature Analysis & Retrieval Our work employs an extensive related work discovery pipeline that collects papers cited within the

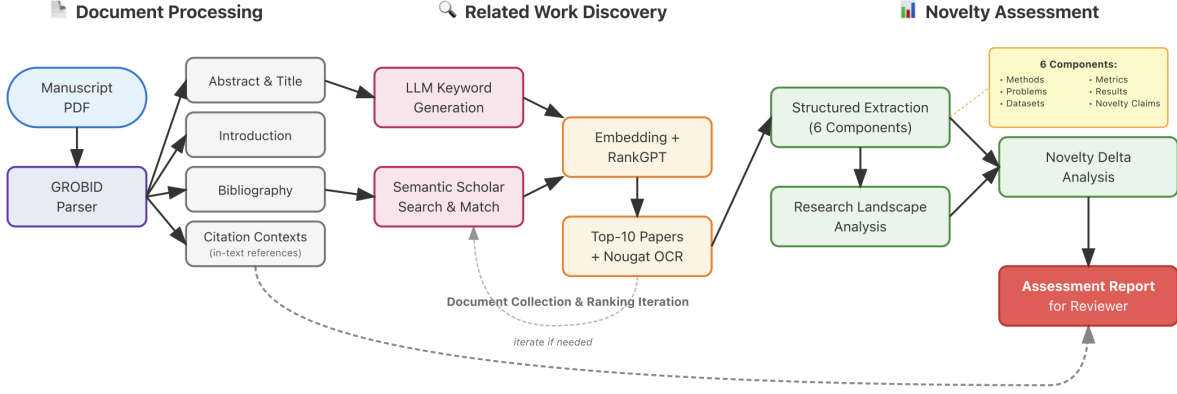


Figure 1: Automated novelty assessment pipeline. The system processes manuscripts through three stages: (1) Document Processing extracts content using GROBID, (2) Related Work Discovery identifies and ranks relevant papers via embedding similarity and LLM reranking, and (3) Novelty Assessment performs structured analysis to generate evidence-based novelty evaluations.

submission and additionally retrieves related papers by querying with prompts generated by GPT-4.1. Papers are then ranked using an embedding-based method and reranked using RankGPT. We adapt this general approach from existing work (Radensky et al., 2024)(Shahid et al., 2025)(Li et al., 2025) with modifications to ranking and filtering for our specific task. Similar retrieval-rank-rerank pipelines have been used for related work generation (Agarwal et al., 2025). Another retrieval approach is OpenScholar (Asai et al., 2024), which uses an LLM-RAG based approach to answer scientific queries by identifying relevant passages from 45 million open-access papers. Works like DeepReviewer (Zhu et al., 2025) incorporate OpenScholar for novelty validation. However, our primary criticism of OpenScholar for novelty assessment is that it provides only generic comparisons rather than the granular analysis across methodology, problem formulation, evaluation approaches, and novelty claims that our task requires.

Evaluation of LLM Generated Text Prior works evaluating generated peer reviews have adopted either quantitative evaluations, where they compare LLM-assigned scores (such as Overall Score, Soundness, etc.) against human-assigned scores on review forms, or qualitative evaluations using traditional metrics like BERTScore (Zhang et al., 2020), ROUGE (Lin, 2004), and BLEU (Papineni et al., 2002), or more recent approaches like LLM-as-Judge (Zheng et al., 2023). We adopt the LLM-as-Judge approach for our evaluation. Notably, no prior work has specifically evaluated LLM performance on novelty assessment as a dedicated

task, making our evaluation framework the first of its kind.

Dataset Scale: Our dataset comprises 182 papers and 352 reviews, which is comparable to or larger than datasets used in related peer review research: (Du et al., 2024) use 100 papers with 380 reviews, (Kennard et al., 2022) label review data sourced for 188 papers, (Hua et al., 2019) work with 400 reviews, and (Chamoun et al., 2024) evaluate on 300 reviews. Novelty assessment requires careful manual annotation of scattered novelty discussions across reviews, making large-scale annotation resource-intensive. Following established practice in peer review analysis, we prioritize annotation quality over quantity, ensuring each example receives thorough annotation.

3 Methodology

3.1 Human Analysis for Prompt Design

To understand human novelty assessment, we analyzed ICLR 2025 reviews, which explicitly require novelty evaluation in dedicated sections. We sourced submissions from OpenReview and used keyword-based search for terms including "novel", "original", "research gap", "innovation", "incremental", "prior work", and "existing work". Papers were ranked by: (1) reviews with >4 novelty keywords, (2) consistent novelty discussion patterns, and (3) total review count. We selected the top 200 papers. To expedite annotation, we used GPT-4o mini for sentence-level classification to identify novelty discussions, which a human annotator then verified and refined by selecting all sentences containing actual novelty assessments. This anno-

tation process revealed that 18 papers (9%) contained limited genuine novelty assessments—often keyword matches referring to paper components rather than evaluation. The remaining 182 papers formed our analysis dataset. We identified recurring patterns in reviewer reasoning, evaluation criteria, and argument structures, focusing on how reviewers structure arguments, prioritize evidence, and compare submissions to prior work. The four key patterns were identified through an exploratory qualitative review, where the primary author examined novelty-related review segments, allowing patterns to emerge inductively through close reading and thematic analysis. This analysis revealed several key patterns in how expert reviewers assess novelty:

Verification over acceptance: Rather than accepting author claims at face value, reviewers independently verify relationships with prior work and critically examine how authors characterize related research, often distinguishing between author framing and actual technical relationships. Our prompt explicitly instructs models to "independently verify relationships" and "distinguish between author-claimed differences and independently observed differences," mirroring this critical verification approach, as shown in Figures 9 and 10.

Variable granularity: Reviewers assess contributions with varying detail—some providing global novelty assessments while others examine each contribution separately against relevant prior work. (We address this through the "Contribution Delta Analysis" section that systematically examines each claimed contribution individually against the most similar prior work, ensuring comprehensive coverage regardless of author presentation style, as detailed in Figure 10.)

Different analytical lenses: Some reviewers focus on methodological innovations while others evaluate systems holistically, calibrating expectations based on field maturity. Our prompt incorporates multiple analytical perspectives through separate sections for research positioning, methodological relationships, and field context considerations that help calibrate novelty expectations based on area maturity, shown across Figures 9 and 10.

Gap identification: Reviewers systematically identify gaps in related work discussions and distinguish between implementation-level improvements and genuine conceptual advances. (The "Related Work Considerations" section specifically instructs models to identify missing comparisons and assess

whether improvements stem from "implementation details rather than conceptual advances," directly addressing this reviewer behavior in Figure 10.) These insights informed both our prompt task design and the input to the LLM.

3.2 Our Approach

Overview Our pipeline processes submission PDFs and generates structured novelty assessments through three stages (Figure 1): (i) Document Processing extracts key content from submissions, (ii) Related Work Discovery identifies and ranks relevant prior work, and (iii) Novelty Assessment performs comparative analysis to generate evidence-based novelty evaluations.

3.3 Stage 1: Document Processing

We extract structured content from submission PDFs using GROBID² to obtain titles, abstracts, bibliographies, and citation contexts required for subsequent stages.

3.4 Stage 2: Related Work Discovery

This stage identifies and ranks related work through a multi-step retrieval pipeline designed to capture both explicitly cited works and potentially relevant uncited research.

Cited Work Processing Bibliography entries are matched against Semantic Scholar to obtain standardized metadata (title, abstract, authors, publication date, venue) for consistent downstream processing.

Uncited Work Discovery To identify relevant work not cited by authors, we generate 5 keyword queries using GPT-4.1 and search Semantic Scholar. Results are filtered to remove exact title matches with the submission (avoiding potential preprints) and papers published after the submission date.

Embedding-based Ranking We generate embeddings for all collected papers using SPECTER v2 (Singh et al., 2023) on concatenated titles and abstracts. Papers are ranked by cosine similarity to the submission’s embedding to identify semantically similar work.

LLM-based Reranking To prioritize papers with conceptual rather than purely semantic similarity, we employ LLM-based reranking (Sun et al.,

²<https://github.com/kermitt2/grobid>

2023b,a) with prompts emphasizing methodological approaches, novelty claims, and problem statements. We select the top-K ($k=20$) papers for novelty assessment.

Content Extraction For selected papers, we retrieve PDFs through a hierarchical search across Semantic Scholar, ACL Anthology, and arXiv. Retrieved papers are processed using MinerU (Wang et al., 2024; He et al., 2024) to extract introduction sections, with Nougat OCR (Blecher et al., 2024) as fallback for processing failures. We use these tools for OCRs here as they output more accurate OCRs and we will be using this paper content in the next stage.

3.5 Stage 3: Novelty Assessment

We use GPT-4.1 (OpenAI, 2024) for its improved instruction-following capabilities. This stage consists of four sequential steps.

Structured Extraction Processing retrieved papers as raw text creates context optimization challenges that degrade LLM performance. Recent research demonstrates that model performance consistently degrades with increasing input length, even when task complexity remains constant (Hong et al., 2025). This occurs because either overwhelming models with unrelated information reduces accuracy (Zhu et al., 2025; Idahl and Ahmadi, 2025) or insufficient context through heavy truncation limits understanding (Radensky et al., 2024).

We extract six structured components aligned with novelty assessment requirements from each paper’s title, abstract, introduction: (i) Methods, (ii) Problems addressed, (iii) Datasets, (iv) Results, (v) Evaluation approaches, and (vi) Novelty Claims. This preserves essential information while reducing context length to mitigate the performance degradation observed with longer, unstructured inputs (Figure 7).

Landscape Analysis Expert reviewers possess comprehensive domain knowledge of established benchmarks, techniques, metrics, and recent developments in their areas. To approximate this foundation, we incorporate a landscape analysis step that systematically organizes structured components from retrieved related work. Using GPT-4.1, we perform cross-paper synthesis to identify methodological clusters, trace problem evolution, map evaluation ecosystems, and establish technical

| Decision | Papers | Reviews | Words/rev | Rev/paper |
|-------------------------|--------|---------|-----------|-----------|
| No Decision / Withdrawn | 51 | 110 | 1002 | 2.16 |
| Reject | 81 | 195 | 919 | 2.41 |
| Accept (Poster) | 45 | 102 | 962 | 2.27 |
| Accept (Spotlight) | 4 | 10 | 997 | 2.50 |
| Accept (Oral) | 1 | 2 | 1182 | 2.00 |
| Total | 182 | 419 | 959 | 2.30 |

Table 1: Distribution of papers and reviews with novelty discussions by ICLR 2025 decision outcomes

relationships (Figure 8). This produces a hierarchical organization of the research space with explicit connections between related, competing, and complementary approaches, providing contextual background for novelty assessment that mimics expert reviewers’ organized domain understanding.

Novelty Delta Analysis This step performs comparative analysis between the submission and prior work using three inputs: (1) the research landscape, (2) the submission’s claimed contributions, and (3) citation contexts—sentences where the submission cites related work. Citation contexts reveal how authors position their contributions, enabling verification of claimed distinctions versus rhetorical framing. Using GPT-4.1 with prompts informed by our human analysis (Section 3.1), the system implements key reviewer patterns: independent verification of author claims, variable granularity examination of contributions, and identification of gaps in related work discussions (Figures 9 and 10).

Assessment Report Generation The final step generates a concise paragraph long summary that appears similar to actual peer review novelty assessments, enabling direct comparison with human-written assessments (Figure 11).

4 Evaluation

4.1 Evaluation Data

The evaluation dataset comprises the same 182 annotated examples used during human prompt design. For each example, we prompt GPT-4.1 with the human review and its corresponding annotated novelty statements to generate a coherent assessment using the prompt in Figure 12. This synthesis step is necessary because novelty-related comments in reviews are typically scattered rather than consolidated. Direct concatenation of these fragments would introduce stylistic biases during evaluation, as the fragmented human annotations

| System | Reasoning Alignment (% \uparrow) | Conclusion Agreement (% \uparrow) | Positive Shift (% \downarrow) | Negative Shift (% \downarrow) |
|---------------------------------------|-------------------------------------|--------------------------------------|----------------------------------|----------------------------------|
| OpenReviewer (Idahl and Ahmadi, 2025) | 42.4 \pm 0.39 | 46.8 \pm 0.71 | 6.3 \pm 0.27 | 15.3 \pm 0.40 |
| DeepReviewer (Zhu et al., 2025) | 50.6 \pm 0.67 | 51.5 \pm 1.24 | 21.7 \pm 1.89 | 9.1 \pm 0.00 |
| Human vs. Human | 65.1 \pm 1.05 | 62.8 \pm 0.40 | 6.7 \pm 0.79 | 15.0 \pm 0.40 |
| Scideator (Radensky et al., 2024) | 23.7 \pm 0.00 | 22.4 \pm 0.00 | 0.0 \pm 0.00 | 20.5 \pm 0.00 |
| Ours (GPT-4.1) | 86.5 \pm 0.20 | 75.3 \pm 0.85 | 16.3 \pm 1.28 | 3.0 \pm 0.43 |

Table 2: Summary of Reasoning Alignment, Conclusion Agreement, Positive Shift, and Negative Shift Metrics

would differ substantially in structure and coherence from the unified assessments generated by our system. We therefore use the GPT-4.1-synthesized assessments as our ground truth in evaluation. To assess the risk of potential data leakage into GPT-4.1’s pre-training corpus, we examined our evaluation set of 182 ICLR 2025 submissions. Only 11 of these papers had appeared on arXiv prior to the model’s knowledge cutoff of June 1, 2024.

4.2 Evaluation Methods

Automated Evaluation Evaluating novelty assessment systems presents significant challenges due to the subjective and knowledge-intensive nature of the task. What constitutes "novel" depends heavily on the evaluator’s familiarity with the surrounding research landscape. Even when human reviewers reach similar novelty conclusions, they may arrive at these decisions through different reasoning paths and evidence bases.

Given these challenges, we employ an LLM-as-Judge framework using our style-normalized human novelty assessments as ground truth. We evaluate AI-generated assessments across four key dimensions using the prompts in Figures 13 and 14 with GPT-4.1 as our Judge:

Novelty Conclusion Alignment: Whether the AI assessment reaches similar novelty conclusions as human reviewers.

Novelty Reasoning Alignment: Whether the AI’s reasoning process and justifications align with human reviewer logic.

Prior Work Engagement: Whether the assessment demonstrates adequate engagement with relevant literature rather than superficial analysis.

Depth of Analysis: Whether the assessment provides substantive, detailed evaluation rather than surface-level observations.

These dimensions ensure that AI assessments not only align with human judgments but also meet quality standards for thorough, evidence-based novelty evaluation. Our evaluation employs a two-stage process to ensure consistency. First, we extract core judgments (key novelty strengths and

weaknesses) from human reviews using GPT-4.1 with the prompt in Figure 13. We perform this extraction separately to establish stable reference judgments, as combining extraction with evaluation would risk the LLM identifying different claims across comparisons. In the second stage, we evaluate AI-generated assessments against these pre-extracted judgments using the prompt in Figure 14. This evaluation quantifies four aspects: (1) *judgment similarity*, measuring whether the AI identifies the same specific novelty aspects with confidence scores; (2) *conclusion alignment*, checking whether bottom-line novelty sufficiency verdicts match; (3) *prior work engagement*, categorized as None, Limited (1-2 citations), or Extensive (3+); and (4) *depth of analysis*, rated as Surface Level, Moderate (1-2 aspects), or Deep (3+ detailed comparisons). Table 2 reports the resulting alignment scores across these dimensions.

Human Evaluation We validate our automated evaluation with three PhD students (two third-year, one first-year) in NLP and AI for Science, all with multiple publications. They perform pairwise comparisons across the same four dimensions, viewing side-by-side novelty assessments from humans, our system, and baselines. We collect 100 total judgments: 25 shared samples per annotator (for agreement) and 25 unique samples each, sampled randomly. For each comparison, annotators choose A, B, Tie, or Unclear and may optionally provide comments (Figures 5, 6). Table 7 reports moderate inter-rater agreement (0.493–0.560) and fair kappa scores (0.287–0.368), consistent with the subjectivity of novelty evaluation.

4.3 Baseline Methods

We compare our approach against three existing systems, adapting each for novelty assessment evaluation.

Scideator (Radensky et al., 2024) Scideator includes a novelty classification module that uses GPT-4o with few-shot examples and task definition to classify ideas as 'novel' or 'not novel'. Orig-

inally designed for iterative idea refinement, we adapt it by using paper titles and abstracts as input instead of nascent ideas.

OpenReviewer (Idahl and Ahmadi, 2025)

OpenReviewer generates comprehensive peer reviews using Llama-OpenReviewer-8B, trained on 79,000 expert reviews from top conferences. We extract novelty-related content from its outputs using the same LLM-based approach applied to human reviews (Figure 12).

DeepReviewer (Zhu et al., 2025) DeepReviewer is a multi-stage review framework that combines literature retrieval done with OpenScholar (Asai et al., 2024) with evidence-based argumentation, powered by DeepReviewer-14B trained on structured review annotations. We extract novelty assessments using the same approach as OpenReviewer. Notably, DeepReviewer was trained on ICLR 2025 data, which includes our **entire evaluation** dataset.

Adaptation of Baselines Our groundtruth novelty assessments are extracted from human written reviews from the ICLR 2025 set that we labeled earlier. These extracted novelty segments are then run via the style normalization prompt in figure 12. Similarly both the DeepReviewer and OpenReviewer produced peer reviews are run via this pipeline to extract novelty segments and compose a coherent novelty assessment and run through the style normalization module. This is a fair adaptation as given these models are trained on these peer review datasets and they should be able to mimic the distribution of novelty assessments found in these peer reviews. Given DeepReviewer is trained on the data we are evaluating so even reproducing their training data would be enough to score high on the evaluation set.

5 Results and Analysis

We evaluated each system by comparing its novelty assessments against human novelty assessments as reference. For papers with multiple human reviewers, we also conducted human-vs-human comparisons to establish a baseline. Table 2 presents the overall results.

5.1 Overall Performance

Our system significantly outperforms both AI baselines and the human-vs-human baseline. For Reasoning Alignment, we achieve scores 44.1 and 35.9

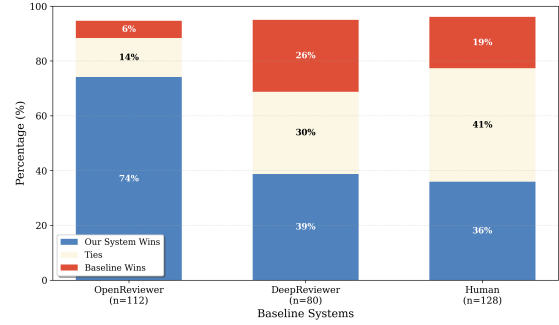


Figure 2: Overall performance comparison between our system and three baseline systems based on human evaluation (n values indicate number of comparisons)

percentage points higher than OpenReviewer (Idahl and Ahmadi, 2025) and DeepReviewer (Zhu et al., 2025), and 21.4 points above the human baseline. For Conclusion Agreement, our system again leads all baselines, outperforming the nearest human baseline by approximately 13 percentage points (Tables 9, 10, 11).

Sentiment Shift Analysis We analyze Positive Shift (neutral/negative \rightarrow positive sentiment vs. human reference) and Negative Shift (the opposite). AI systems show optimistic bias, with DeepReviewer exhibiting high Positive Shift. Our system shows lower Positive Shift than DeepReviewer, though OpenReviewer aligns most closely with human rates. For Negative Shift, OpenReviewer mirrors humans’ critical tendency, followed by DeepReviewer. Our approach achieves the lowest Negative Shift rate.

Depth and Prior Work Engagement Our system achieves the highest scores for both dimensions, producing no surface-level analyses unlike all baselines (Tables 4 and 5). This stems from our specialized multi-step pipeline targeting novelty assessment, while other systems generate complete peer reviews where novelty is secondary. OpenReviewer performs worst, lacking retrieval capabilities. DeepReviewer uses OpenScholar retrieval but fails at comparative analysis. Human reviewers show high variance in engagement depth.

Human Evaluation Validation Human evaluations validate our LLM-as-Judge framework. Our system wins 74% of comparisons against OpenReviewer (Figures 2 and 3). Against DeepReviewer and human reviewers, win rates are lower (39% and 36%), but high tie rates (30% and 41%) indicate comparable quality, with low loss rates (16-26%).

| System Configuration | Reasoning (%) | Conclusion (%) |
|-----------------------------|---------------|----------------|
| Naive Prompt | 39.3 | 24.7 |
| + Our Prompt Design | 80.0 (+40.7) | 71.5 (+46.8) |
| + Structured Extraction | 83.3 (+3.3) | 76.0 (+4.5) |
| + Landscape Analysis (Full) | 86.5 (+3.2) | 75.3 (-0.7) |

Table 3: Component Analysis: Incremental Contribution of Pipeline Components

By dimension, Claim Substantiation and Analytical Quality achieve the highest win rates (56% and 55%), while Novelty Decision shows the most ties (31%), suggesting similar conclusions across approaches. These patterns align with automated results, supporting our evaluation framework’s validity.

5.2 Analysis: Understanding Human Alignment Patterns

Our system’s higher agreement scores compared to human-human baselines warrant careful examination. To investigate this, we analyzed papers with multiple human reviewers to understand the sources of disagreement. We detail the analysis methodology in Appendix D.

Sources of Human Reviewer Variability Qualitative analysis reveals several factors contributing to reviewer disagreement: **Different Evaluation Lenses:** Reviewers often focus on different aspects of novelty. In submission Ipe4fMCBXk, half the reviewers emphasized methodological contributions while others focused on application novelty, leading to opposite conclusions from the same paper. **Varying Domain Expertise:** Reviewers’ background knowledge affects assessments. For instance, in a protein design paper, reviewers familiar with the field’s history correctly identified prior work on recombination techniques, while others assessed these as novel contributions. **Assessment Granularity:** Some reviewers provide high-level judgments ("innovative approach") while others focus on specific technical details. This variation in granularity contributes to disagreement even when reviewers might agree on underlying facts.

The Role of Systematic Evaluation Our system’s approach differs from human review in applying consistent evaluation criteria. It evaluates multiple dimensions (methodology, application, prior work) for every paper, maintains uniform depth of analysis across assessments, and applies consistent thresholds for novelty judgments. This systematic

approach may explain the alignment patterns: when human reviewers disagree due to focusing on different aspects, our system’s comprehensive evaluation can align partially with each perspective.

5.3 Component Analysis

Table 3 shows the incremental contribution of each pipeline component. Our human-informed prompt design provides the largest gains (+40.7% reasoning, +46.8% conclusion), reflecting the importance of structured evaluation criteria derived from our human analysis. Structured extraction adds moderate improvements (+3.3% reasoning, +4.5% conclusion) but reduces overall computation costs and time, while landscape analysis contributes minimally (+3.2% reasoning, -0.7% conclusion). The major improvements come from the prompt design and this is an interesting finding as it shows that with careful prompt design we are able to outperform the more complex method that underwent extensive training.

We evaluate component contributions in our retrieval pipeline on 100 ICLR submissions (Table 6). The full pipeline combines keyword search with cited papers, ranks results by SPECTER2 embedding similarity, and applies GPT-3.5 reranking. Without LLM reranking (embeddings only), we achieve 71% overlap at top-10 with the full pipeline. When considering only keyword search (excluding citations), overlap drops to 32%, indicating that author citations provide crucial relevance signals beyond keyword matching.

6 Conclusion

We present a human-informed pipeline for automated novelty assessment in peer review, addressing a critical gap in AI-assisted review systems. Our approach combines systematic related work retrieval with structured evaluation criteria derived from analysis of expert reviewer patterns. Experimental results demonstrate that our system outperforms existing AI baselines and achieves higher agreement rates than human-human comparisons across key evaluation dimensions.

Our approach demonstrates that careful prompt design can achieve strong performance without requiring extensive model training. This is a strength of our method. While methods that attempt training (Zhu et al., 2025; Idahl and Ahmadi, 2025) require substantial computational resources (e.g., 8x H100 80G GPUs for 23,500 steps at 256K con-

text), whereas our prompt-based approach achieves strong performance while offering greater computational efficiency.

Limitations

Despite achieving strong performance, our system has several important limitations:

Evaluation Scope: Our evaluation focuses on computer science papers from ICLR 2025. The system’s performance on other scientific domains remains untested and likely requires domain-specific adaptations.

Consistency vs. Diversity: While our analysis shows that systematic evaluation reduces reviewer disagreement, this consistency might eliminate valuable diversity in perspectives. The 35-40% human-human disagreement rate may reflect legitimate differences in expertise and viewpoint rather than mere inconsistency.

Nuanced Novelty: Breakthrough ideas often challenge conventional evaluation criteria. Our system’s consistent approach might miss paradigm-shifting contributions that human experts would recognize through intuition or deep domain expertise.

Language Scope: Our study evaluates the system only on English-language manuscripts and reviews. As a result, we cannot claim that the approach generalizes to submissions written in other languages or rooted in different academic conventions; assessing cross-lingual performance remains future work.

Human Analysis for Prompt Design: We acknowledge our approach of analysis of the selected data lacks formal inter-rater reliability measures, but argue it was appropriate for this initial investigation into an understudied phenomenon, with the patterns’ effectiveness ultimately validated through our pipeline results.

Human Study: Our human evaluation is based on 100 pairwise comparisons with three expert annotators, comparable to related work in peer review analysis ((Yuan and Liu, 2022): 40 papers; (Chamoun et al., 2024) 100 examples; (Dycke et al., 2025): 20+ papers). While a larger sample would provide additional confidence, novelty assessment requires in-depth domain expert annotators with deep familiarity with the relevant literature, making extensive human evaluation resource-prohibitive.

Acknowledgments

This work has been funded by the European Union (ERC, InterText, 101054961). Views and opinions expressed are however those of the author(s) only and do not necessarily reflect those of the European Union or the European Research Council. Neither the European Union nor the granting authority can be held responsible for them. This work has also been co-funded by the LOEWE Distinguished Chair “Ubiquitous Knowledge Processing”, LOEWE initiative, Hesse, Germany (Grant Number: LOEWE/4a//519/05/00.002(0002)/81).

References

- Balazs Aczel, Barnabas Szasz, and Alex O. Holcombe. 2021. [A billion-dollar donation: estimating the cost of researchers’ time spent on peer review](#). *Research Integrity and Peer Review*, 6(1):14.
- Shubham Agarwal, Gaurav Sahu, Abhay Puri, Issam H. Laradji, Krishnamurthy DJ Dvijotham, Jason Stanley, Laurent Charlin, and Christopher Pal. 2025. [Litllm: A toolkit for scientific literature review](#). *Preprint*, arXiv:2402.01788.
- Akari Asai, Jacqueline He, Rulin Shao, Weijia Shi, Amanpreet Singh, Joseph Chee Chang, Kyle Lo, Luca Soldaini, Sergey Feldman, Mike D’arcy, David Wadden, Matt Latzke, Minyang Tian, Pan Ji, Shengyan Liu, Hao Tong, Bohao Wu, Yanyu Xiong, Luke Zettlemoyer, and 6 others. 2024. [Openscholar: Synthesizing scientific literature with retrieval-augmented lms](#). *Preprint*, arXiv:2411.14199.
- Alina Beygelzimer, Yann N. Dauphin, Percy Liang, and Jennifer Wortman Vaughan. 2023. [Has the machine learning review process become more arbitrary as the field has grown? the neurips 2021 consistency experiment](#). *Preprint*, arXiv:2306.03262.
- Lukas Blecher, Guillem Cucurull, Thomas Scialom, and Robert Stojnic. 2024. [Nougat: Neural optical understanding for academic documents](#). In *The Twelfth International Conference on Learning Representations*.
- Eric Chamoun, Michael Schlichtkrull, and Andreas Vlachos. 2024. [Automated focused feedback generation for scientific writing assistance](#). In *Findings of the Association for Computational Linguistics: ACL 2024*, pages 9742–9763, Bangkok, Thailand. Association for Computational Linguistics.
- Yuan Chang, Ziyue Li, Hengyuan Zhang, Yuanbo Kong, Yanru Wu, Hayden Kwok-Hay So, Zhijiang Guo, Liya Zhu, and Ngai Wong. 2025. [TreeReview: A dynamic tree of questions framework for deep and efficient LLM-based scientific peer review](#). In *Proceedings of the 2025 Conference on Empirical Methods in Natural Language Processing*, pages 15662–15693,

- Suzhou, China. Association for Computational Linguistics.
- Maitreya Prafulla Chitale, Ketaki Mangesh Shetye, Harshit Gupta, Manav Chaudhary, Manish Shrivastava, and Vasudeva Varma. 2025. [Autorev: Multimodal graph retrieval for automated peer-review generation](#). *Preprint*, arXiv:2505.14376.
- Mike D’Arcy, Tom Hope, Larry Birnbaum, and Doug Downey. 2024. [Marg: Multi-agent review generation for scientific papers](#). *Preprint*, arXiv:2401.04259.
- Jiangshu Du, Yibo Wang, Wenting Zhao, Zhongfen Deng, Shuaiqi Liu, Renze Lou, Henry Peng Zou, Pranav Narayanan Venkit, Nan Zhang, Mukund Srinath, Haoran Ranran Zhang, Vipul Gupta, Yinghui Li, Tao Li, Fei Wang, Qin Liu, Tianlin Liu, Pengzhi Gao, Congying Xia, and 21 others. 2024. [LLMs assist NLP researchers: Critique paper \(meta-\)reviewing](#). In *Proceedings of the 2024 Conference on Empirical Methods in Natural Language Processing*, pages 5081–5099, Miami, Florida, USA. Association for Computational Linguistics.
- Nils Dycke, Matej Zečević, Ilija Kuznetsov, Beatrix Suess, Kristian Kersting, and Iryna Gurevych. 2025. [STRICTA: Structured reasoning in critical text assessment for peer review and beyond](#). In *Proceedings of the 63rd Annual Meeting of the Association for Computational Linguistics (Volume 1: Long Papers)*, pages 22687–22727, Vienna, Austria. Association for Computational Linguistics.
- Oscar Díaz, Xabier Garmendia, and Juanan Pereira. 2024. [Streamlining the review process: Ai-generated annotations in research manuscripts](#). *Preprint*, arXiv:2412.00281.
- Neil A. Ernst, Jeffrey C. Carver, Daniel Mendez, and Marco Torchiano. 2021. [Understanding peer review of software engineering papers](#). *Empirical Software Engineering*, 26(5):103.
- Conghui He, Wei Li, Zhenjiang Jin, Chao Xu, Bin Wang, and Dahua Lin. 2024. [Opendatalab: Empowering general artificial intelligence with open datasets](#). *Preprint*, arXiv:2407.13773.
- Kelly Hong, Anton Troynikov, and Jeff Huber. 2025. [Context rot: How increasing input tokens impacts llm performance](#). Technical report, Chroma.
- S. P. J. M. Horbach and W. Halfman. 2019. [The ability of different peer review procedures to flag problematic publications](#). *Scientometrics*, 118(1):339–373. Epub 2018 Nov 29.
- Xinyu Hua, Mitko Nikolov, Nikhil Badugu, and Lu Wang. 2019. [Argument mining for understanding peer reviews](#). In *Proceedings of the 2019 Conference of the North American Chapter of the Association for Computational Linguistics: Human Language Technologies, Volume 1 (Long and Short Papers)*, pages 2131–2137, Minneapolis, Minnesota. Association for Computational Linguistics.
- Maximilian Idahl and Zahra Ahmadi. 2025. [OpenReviewer: A specialized large language model for generating critical scientific paper reviews](#). In *Proceedings of the 2025 Conference of the Nations of the Americas Chapter of the Association for Computational Linguistics: Human Language Technologies (System Demonstrations)*, pages 550–562, Albuquerque, New Mexico. Association for Computational Linguistics.
- Neha Nayak Kennard, Tim O’Gorman, Rajarshi Das, Akshay Sharma, Chhandak Bagchi, Matthew Clinton, Pranay Kumar Yelugam, Hamed Zamani, and Andrew McCallum. 2022. [DISAPERRE: A dataset for discourse structure in peer review discussions](#). In *Proceedings of the 2022 Conference of the North American Chapter of the Association for Computational Linguistics: Human Language Technologies*, pages 1234–1249, Seattle, United States. Association for Computational Linguistics.
- Ilija Kuznetsov, Osama Mohammed Afzal, Koen Dercksen, Nils Dycke, Alexander Goldberg, Tom Hope, Dirk Hovy, Jonathan K. Kummerfeld, Anne Lauscher, Kevin Leyton-Brown, Sheng Lu, Mausam, Margot Mieskes, Aurélie Névél, Danish Pruthi, Lizhen Qu, Roy Schwartz, Noah A. Smith, Tamar Solorio, and 5 others. 2024. [What can natural language processing do for peer review?](#) *Preprint*, arXiv:2405.06563.
- Peder Olesen Larsen and Markus von Ins. 2010. [The rate of growth in scientific publication and the decline in coverage provided by science citation index](#). *Scientometrics*, 84(3):575–603.
- Baolin Li, Yankai Jiang, Vijay Gadepally, and Devesh Tiwari. 2024. [Llm inference serving: Survey of recent advances and opportunities](#). *2024 IEEE High Performance Extreme Computing Conference (HPEC)*, pages 1–8.
- Long Li, Weiwen Xu, Jiayan Guo, Ruochen Zhao, Xingxuan Li, Yuqian Yuan, Boqiang Zhang, Yuming Jiang, Yifei Xin, Ronghao Dang, Yu Rong, Deli Zhao, Tian Feng, and Lidong Bing. 2025. [Chain of ideas: Revolutionizing research via novel idea development with LLM agents](#). In *Findings of the Association for Computational Linguistics: EMNLP 2025*, pages 8971–9004, Suzhou, China. Association for Computational Linguistics.
- Chin-Yew Lin. 2004. [ROUGE: A package for automatic evaluation of summaries](#). In *Text Summarization Branches Out*, pages 74–81, Barcelona, Spain. Association for Computational Linguistics.
- Chris Lu, Cong Lu, Robert Tjarko Lange, Jakob Foerster, Jeff Clune, and David Ha. 2024. [The AI Scientist: Towards fully automated open-ended scientific discovery](#). *arXiv preprint arXiv:2408.06292*.
- Alexander Nemecek, Yuzhou Jiang, and Erman Ayday. 2025. [The feasibility of topic-based watermarking on academic peer reviews](#). *Preprint*, arXiv:2505.21636.
- OpenAI. 2024. Gpt-4.1 (june 2024 version). <https://platform.openai.com/>. Large language model.

Kishore Papineni, Salim Roukos, Todd Ward, and Wei-Jing Zhu. 2002. [Bleu: a method for automatic evaluation of machine translation](#). In *Proceedings of the 40th Annual Meeting of the Association for Computational Linguistics*, pages 311–318, Philadelphia, Pennsylvania, USA. Association for Computational Linguistics.

Marissa Radensky, Simra Shahid, Raymond Fok, Pao Siangliulue, Tom Hope, and Daniel S. Weld. 2024. [Scideator: Human-llm scientific idea generation grounded in research-paper facet recombination](#). *CoRR*, abs/2409.14634.

Mohaimenul Azam Khan Raiaan, Md. Saddam Hos-sain Mukta, Kaniz Fatema, Nur Mohammad Fahad, Sadman Jashim Sakib, Most. Marufatul Jannat Mim, Jubaer Ahmad, Mohammed Eunus Ali, and Sami Azam. 2024. [A review on large language models: Architectures, applications, taxonomies, open issues and challenges](#). *IEEE Access*, 12:26839–26874.

Simra Shahid, Marissa Radensky, Raymond Fok, Pao Siangliulue, Daniel S Weld, and Tom Hope. 2025. [Literature-grounded novelty assessment of scientific ideas](#). In *Proceedings of the Fifth Workshop on Scholarly Document Processing (SDP 2025)*, pages 96–113, Vienna, Austria. Association for Computational Linguistics.

Amanpreet Singh, Mike D’Arcy, Arman Cohan, Doug Downey, and Sergey Feldman. 2023. [SciRepEval: A multi-format benchmark for scientific document representations](#). In *Proceedings of the 2023 Conference on Empirical Methods in Natural Language Processing*, pages 5548–5566, Singapore. Association for Computational Linguistics.

Weiwei Sun, Zheng Chen, Xinyu Ma, Lingyong Yan, Shuaiqiang Wang, Pengjie Ren, Zhumin Chen, Dawei Yin, and Zhaochun Ren. 2023a. [Instruction distillation makes large language models efficient zero-shot rankers](#). *Preprint*, arXiv:2311.01555.

Weiwei Sun, Lingyong Yan, Xinyu Ma, Shuaiqiang Wang, Pengjie Ren, Zhumin Chen, Dawei Yin, and Zhaochun Ren. 2023b. [Is ChatGPT good at search? investigating large language models as re-ranking agents](#). In *Proceedings of the 2023 Conference on Empirical Methods in Natural Language Processing*, pages 14918–14937, Singapore. Association for Computational Linguistics.

Bin Wang, Chao Xu, Xiaomeng Zhao, Linke Ouyang, Fan Wu, Zhiyuan Zhao, Rui Xu, Kaiwen Liu, Yuan Qu, Fukai Shang, Bo Zhang, Liquan Wei, Zhihao Sui, Wei Li, Botian Shi, Yu Qiao, Dahua Lin, and Conghui He. 2024. [Mineru: An open-source solution for precise document content extraction](#). *Preprint*, arXiv:2409.18839.

Weizhe Yuan and Pengfei Liu. 2022. [Kid-review: Knowledge-guided scientific review generation with oracle pre-training](#). *Proceedings of the AAAI Conference on Artificial Intelligence*, 36(10):11639–11647.

| System | Surface-Level (%) | Moderate (%) | Deep (%) |
|-----------------|-------------------|--------------|----------|
| OpenReviewer | 67.4 | 31.3 | 1.2 |
| DeepReviewer | 43.4 | 56.6 | 0.0 |
| Human vs. Human | 22.3 | 66.2 | 11.5 |
| Scideator | 44.9 | 54.5 | 0.6 |
| Ours | 0.0 | 47.9 | 52.1 |

Table 4: Reasoning Depth Distribution (Percentages)

| System | None (%) | Limited (%) | Extensive (%) |
|-----------------|----------|-------------|---------------|
| OpenReviewer | 39.9 | 53.1 | 7.0 |
| DeepReviewer | 24.7 | 75.3 | 0.0 |
| Human vs. Human | 19.6 | 65.2 | 15.2 |
| Scideator | 0.0 | 75.9 | 24.1 |
| Ours | 0.0 | 39.1 | 60.9 |

Table 5: Prior Work Engagement Distribution (Percentages)

Dalong Zhang, Jun Xu, Jun Zhou, Lei Liang, Lin Yuan, Ling Zhong, Mengshu Sun, Peilong Zhao, QiWei Wang, Xiaorui Wang, Xinkai Du, Yangyang Hou, Yu Ao, ZhaoYang Wang, Zhengke Gui, ZhiYing Yi, Zhongpu Bo, Haofen Wang, and Huajun Chen. 2025. [Kag-thinker: Interactive thinking and deep reasoning in llms via knowledge-augmented generation](#). *ArXiv*, abs/2506.17728.

Tianyi Zhang, Varsha Kishore, Felix Wu, Kilian Q. Weinberger, and Yoav Artzi. 2020. [Bertscore: Evaluating text generation with BERT](#). In *8th International Conference on Learning Representations, ICLR 2020, Addis Ababa, Ethiopia, April 26-30, 2020*. OpenReview.net.

Lianmin Zheng, Wei-Lin Chiang, Ying Sheng, Siyuan Zhuang, Zhanghao Wu, Yonghao Zhuang, Zi Lin, Zhuohan Li, Dacheng Li, Eric Xing, Hao Zhang, Joseph E. Gonzalez, and Ion Stoica. 2023. [Judging LLM-as-a-judge with MT-bench and chatbot arena](#). In *Thirty-seventh Conference on Neural Information Processing Systems Datasets and Benchmarks Track*.

Minjun Zhu, Yixuan Weng, Linyi Yang, and Yue Zhang. 2025. [DeepReview: Improving LLM-based paper review with human-like deep thinking process](#). In *Proceedings of the 63rd Annual Meeting of the Association for Computational Linguistics (Volume 1: Long Papers)*, pages 29330–29355, Vienna, Austria. Association for Computational Linguistics.

A Data Analysis

A.1 Sampling Methodology

Our sampling is sentiment-agnostic. We sample for novelty discussions (both positive and negative), not specifically novelty issues. Our keywords ("novel", "contribution", "prior work", etc.) appear in both types of assessments.

| Method | Top-5 | Top-10 | Top-15 | Top-20 |
|---------------|------------------|------------------|------------------|------------------|
| Full Pipeline | 1.000 | 1.000 | 1.000 | 1.000 |
| Dense Only | 0.612 \pm 0.20 | 0.710 \pm 0.18 | 0.748 \pm 0.12 | 0.766 \pm 0.10 |
| KW Only | 0.300 \pm 0.27 | 0.317 \pm 0.24 | 0.345 \pm 0.22 | 0.349 \pm 0.19 |

Table 6: Retrieval Pipeline Ablation Study

Empirical analysis of sentiment distribution

We analyzed the sentiment of novelty discussions in our dataset (352 reviews total) and found: 45 Positive, 234 Negative, 73 Mixed. While negative discussions are more prevalent (as expected, since issues receive more attention in reviews), our data includes substantial coverage of positive and mixed novelty assessments, demonstrating that our sampling captures the full spectrum of novelty discussions rather than being biased toward issues only.

B Human Evaluation Protocol: Novelty Assessment Comparison

B.1 Task Design

We conducted a comparative evaluation where human evaluators assessed the quality of AI-generated novelty assessments against expert-written reference assessments. Each evaluator compared pairs of AI-generated assessments (labeled A and B) to a human expert’s gold-standard novelty review of the same research paper.

B.2 Evaluation Framework

Materials Provided For each evaluation, evaluators received: (1) an expert-written gold-standard novelty review as reference, (2) two novelty assessments (A and B) with system identities hidden.

Evaluation Dimensions Evaluators assessed each pair across four dimensions. For each dimension, evaluators selected one of four options: *A wins*, *B wins*, *Tie* (both equally good/poor), or *Unclear* (cannot determine).:

1. **Reasoning Alignment:** Which assessment better captures the key novelty reasoning from the reference? Evaluators considered similarity of novelty claims, logical arguments, and focus areas.
2. **Decision Alignment:** Which assessment reaches a novelty verdict most consistent with the reference? This included agreement on overall judgment (novel/incremental/mixed) and similar weighting of novelty factors.

3. **Claim Substantiation:** Which assessment better supports its novelty claims with evidence? Evaluators looked for specific citations, concrete examples from the paper, and absence of unsupported generalizations.

4. **Analytical Quality:** Which assessment provides more insightful technical analysis of novelty? This considered depth of technical discussion, specificity of analysis, and balanced consideration of strengths and limitations.

B.3 Evaluation Guidelines

Instructions for Evaluators Evaluators were instructed to read the reference assessment thoroughly before evaluating A and B, evaluate each dimension independently, and base judgments on substantive content rather than stylistic differences. They allocated 4–7 minutes per example to ensure thorough evaluation and flagged ambiguous cases with explanatory comments when necessary.

Evaluation Focus Evaluators were instructed to **prioritize** substance and accuracy of novelty reasoning, alignment with reference judgments (particularly for Dimensions 1–2), quality and depth of technical analysis (particularly for Dimensions 3–4), and specific evidence and citations supporting claims. They were instructed to **disregard** writing style, grammar, or formatting differences; suggestions for paper improvement unrelated to novelty; minor phrasing variations with equivalent meaning; and length differences if content quality was comparable.

B.4 Implementation Details

Evaluation Platform The evaluation was conducted through a custom web interface presenting materials in a standardized format (see Figures 5 and 6). Each evaluator received a unique evaluator ID, 50 randomly assigned paper-assessment pairs, and the ability to save progress and flag unclear cases.

Quality Control We calculated inter-evaluator agreement using Cohen’s kappa reported in Table 7.

Data Collection Completed evaluations were submitted as structured JSON files containing dimension-wise selections (A/B/Tie/Unclear), time spent per evaluation, and comments for flagged cases.

| Category | Agreement | Kappa | Comparisons |
|-----------------------------|-----------|-------|-------------|
| Novelty Reasoning Alignment | 0.520 | 0.341 | 75 |
| Novelty Decision Alignment | 0.533 | 0.346 | 75 |
| Claim Substantiation | 0.493 | 0.287 | 75 |
| Analytical Quality | 0.560 | 0.368 | 75 |

Table 7: Inter-Rater Reliability Metrics Across Categories

C Output Examples

Output of our pipeline can be seen in Tables 9, 10 and 11. It is quite evident that our system aligns better with the human as compared to the baselines across all four dimensions.

D Understanding Human alignment patterns

Pattern Analysis We analyzed 45 papers where multiple human reviewers reached different novelty conclusions. This was determined from the LLM as judge results we received during evaluation. In a human-AI collaborative setup, we first iteratively examined review pairs to identify recurring disagreement patterns, then developed categories along two observable dimensions: (1) focus divergence - what aspects reviewers discussed (methods, applications, results, prior work, etc.), and (2) assessment granularity - their level of analytical detail (high-level vs detailed). We then used Claude Code to perform side-by-side comparative reading and categorization of all 45 review pairs according to these predefined categories. Our analysis revealed the patterns: 62.2% of cases (28/45) showed granularity differences with one reviewer providing detailed component-level analysis while another gave high-level assessment, and 75.6% of cases (34/45) showed focus differences with reviewers evaluating different aspects of the work.

Misrepresentation of Novelty Additionally we manually reviewed 10 generated outputs from the novelty-delta-analysis stage to interpret where does the misrepresentation of novelty arise from, we analyzed the structure and reasoning patterns. We found that the system’s primary mode of analysis involves evaluating how authors characterize their contributions relative to cited works, using the citation contexts from the paper. When relevant uncited work is identified, the system flags it for additional comparison but bases its core novelty

assessment on the cited literature where authors’ explicit positioning is available. This pattern reveals that most identifiable novelty overstatement arises from inadequate differentiation from already-cited work. Because we have access to authors’ own citation contexts, we can directly evaluate whether their novelty claims hold up against how they characterized prior work. In contrast, for uncited works, we can identify potential gaps but lack the authors’ explicit framing of the novelty relationship, making these better suited for clarification during rebuttal rather than definitive assessment.

Factuality Analysis LLMs are known to hallucinate references, which is precisely why our pipeline is specifically designed to be grounded through an extensive multi-step retrieval pipeline with multiple reranking stages. Each related paper alongside the submission is also used in our pipeline. To directly address whether our system’s citations accurately support the conclusions or occasionally introduce factual inconsistencies, we conducted a systematic manual verification study.

We randomly sampled 50 factual claims from our novelty delta analysis outputs. Each claim was manually verified against the actual paper. Claims were categorized as ACCURATE, PARTIALLY-ACCURATE, INACCURATE, or CANNOT-VERIFY. As can be seen in table 8 that 96% of claims were accurate or partially accurate. The 14 partially accurate claims typically involved minor discrepancies such as incorrect author attribution (e.g., "Sun et al." instead of "Xu et al.") or year errors (e.g., 2024 instead of 2023), while the core method descriptions remained correct. Only 2 claims (4%) contained substantive factual errors. One misattributing a paper’s domain (text vs. image attacks) and one overstating a method’s historical significance.

| Verification Status | Count | Percentage |
|---------------------|-------|------------|
| Accurate | 34 | 68% |
| Partially Accurate | 14 | 28% |
| Inaccurate | 2 | 4% |

Table 8: Verification Status Summary

| Human (Reference) | Scideator (Baseline) | Ours (Proposed) |
|--|--|--|
| <p>The proposed approach aims to significantly reduce memory consumption during long-sequence inference while maintaining model performance and requiring minimal modifications to existing LLM frameworks. While the integration of CGE and RGL is presented as a novel solution to the KV cache memory challenge,</p> <p>the overall novelty of the work is limited</p> <p>Sparse attention mechanisms have already been</p> <p>extensively explored in prior literature, such as [1] and [2]</p> <p>which diminishes the originality of the proposed methods. Furthermore, the CGE component</p> <p>closely resembles previous approaches like H20 [3] and SnapKV [4], with only incremental differences</p> <p>The feedback mechanism using sliding windows has also been well-studied in H20 [3]. As such,</p> <p>the main contribution appears to be a specific combination and implementation of existing ideas rather than a fundamentally new technique</p> <p>The paper would benefit from a clearer articulation of how its methods differ from these established approaches to better establish its unique contribution.</p> | <p>- Class: novel</p> <p>The idea is novel because IntelLLM introduces</p> <p>a distinct approach to key-value (KV) cache compression</p> <p>by using strategies like center of gravity eviction (CGE) and remote gap localization (RGL), which are</p> <p>not seen in existing works</p> <p>such as RazorAttention[o] and LeanKV[1]. These methods prioritize retaining essential tokens and leveraging positional features to enhance compression efficiency, offering</p> <p>a dedicated approach with unique techniques</p> <p>for balancing compression rate and performance.</p> | <p>IntelLLM introduces new heuristics—Center of Gravity Eviction (CGE) and Remote Gap Localization (RGL)—for token selection and long-range dependency preservation in KV cache compression for LLM inference, but</p> <p>these are incremental variants of established token eviction approaches</p> <p>The submission</p> <p>overstates its novelty</p> <p>as</p> <p>the core ideas (token selection, attention sparsity, training-free deployment) are already well-explored</p> <p>and similar methods (e.g., RazorAttention, PyramidKV, L₂ Norm) achieve comparable goals without model changes or fine-tuning.</p> <p>Several highly relevant recent works are omitted from the discussion</p> <p>and</p> <p>the claims of being the first to balance compression and performance or to preserve long-range dependencies are not substantiated by the literature</p> <p>The main technical delta lies in the specific heuristics (CGE, RGL) and their empirical performance, rather than in a conceptual advance</p> <p>Reviewers should view IntelLLM as</p> <p>a routine, incremental contribution</p> <p>and may wish to request more comprehensive comparisons and a more accurate positioning within the current research landscape.</p> |

Table 9: Full novelty assessments from the human reviewer (reference), the Scideator baseline, and our proposed system. Key phrases are highlighted to show verdict alignment: positive novelty claims, limited/incremental novelty, comparative analysis, and critical issues.

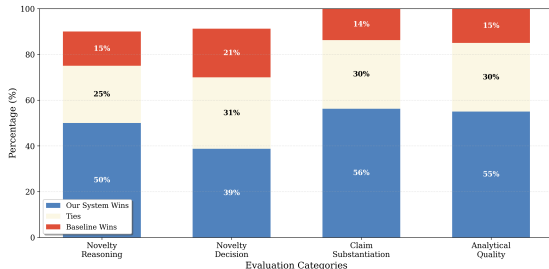


Figure 3: Performance breakdown across evaluation categories, aggregated across all baseline comparisons.

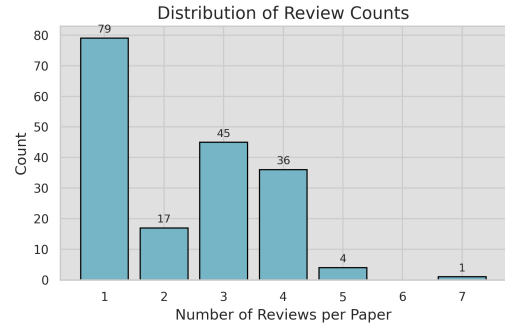


Figure 4: Distribution of the number of reviews per paper. Most papers received 1 to 4 reviews.

Hybrid Reference-Based Evaluation System

Compare AI-generated and human reviews against reference human reviews

[View Complete User Guide](#)

Progress: 5 of 50
Unique Sample

Previous
Go to: 5
Go
Next

Tip: Use ← → arrow keys to navigate between samples

Sample Type: unique

Paper ID: N2sN3LESoW

Evaluator Sample ID: 4

Reference (Human Review)

This paper identifies that the binary format of RLHF data labels fails to reflect the actual pairwise difference of human preference and proposes to weight the pairwise samples with respect to the semantic gap in order to provide supervision signals beyond binary labels. The proposed method is simple and has a clear connection to related works. The data-dependent margin and beyond-binary motivation is a good direction for preference optimization, however what the paper presents doesn't fully exploit the potential, as there can be a much wider spectrum of margins that more faithfully match the motivation, such as length difference or response-level LM embedding distance. A more comprehensive study over these

Candidate A

In this work, the authors propose Gap-Aware Preference Optimization (GaPO), a novel approach that integrates the degree of semantic gaps into preference optimization. Results on different datasets show that GaPO could surpass existing methods, including DPO and SimPO. When GaPO is combined with the scale norm, a hyperparameter γ is introduced, which is considered the contribution from SimPO, making it difficult to evaluate the independent validity of EF.

...adjustment, and using this as a basis for loss margin adjustment rather than binary labels. My assessment is that the introduction of GaPO represents a strong and original contribution, particularly in its empirical demonstration of surpassing existing state-of-the-art methods on widely used benchmarks such as AlpacaEval 2.0, with GaPO-ROUGE_L achieving a notable win rate. The paper's thorough exploration of different forms of the loss function and mapping functions, as well as its analysis of various evaluation metrics, further supports the distinctiveness and robustness of the proposed approach. Overall, the combination of a novel method, its strong empirical results against leading baselines, and its focus on addressing a key shortcoming in preference optimization underscores the significance of the contribution.

Figure 5: Screenshot of the custom-built interface used for human evaluation. Annotators compared AI-generated and human-written novelty assessments across multiple dimensions, including reasoning depth, prior work engagement, and conclusion alignment.

Evaluation Questions

For each category, compare Candidate A and Candidate B against the reference review:

Novelty Reasoning Alignment

Which assessment better captures the key novelty arguments and reasoning presented in the reference review?

☐ A wins
☐ B wins
☐ Tie
☐ Unclear

Novelty Decision Alignment

Which assessment reaches a novelty conclusion that is more consistent with the reference review's novelty decision?

☐ A wins
☐ B wins
☐ Tie
☒ Unclear

Claim Substantiation

Which candidate better supports their claims with evidence? Consider which one: (1) Provides specific examples or citations to back up statements, (2) References concrete details from the paper being reviewed, (3) Uses evidence that directly supports their novelty arguments, (4) Avoids unsupported generalizations or assertions

☐ A wins
☐ B wins
☐ Tie
☐ Unclear

Analytical Quality

Which assessment provides a more thorough and insightful technical analysis? Consider which one: (1) Explains technical methods and contributions in more detail, (2) Identifies specific strengths and limitations of the approach, (3) Demonstrates deeper understanding of the technical content, (4) Provides more substantive evaluation beyond surface-level comments

☐ A wins
☐ B wins
☐ Tie
☐ Unclear

Submit Evaluation
Next Sample

Figure 6: Screenshot (2) of the custom-built interface used for human evaluation. Annotators compared AI-generated and human-written novelty assessments across multiple dimensions, including reasoning depth, prior work engagement, and conclusion alignment.

| Human (Reference) | DeepReviewer (Baseline) | Ours (Proposed) |
|--|---|---|
| <p>The paper "DuRND: Rewarding from Novelty to Contribution for Reinforcement Learning via Dual Random Networks Distillation" proposes</p> <p>an extension to classical RND by introducing two distinct random network modules—one for states deemed "successful" and another for states associated with "failure." This innovation allows for the derivation of both a "novelty" and a "contribution" reward signal,</p> <p>striking a balance between exploratory and exploitative behavior</p> <p>While the additional novelty introduced by DuRND is incremental compared to classical RND</p> <p>I still believe the contribution is valuable and fills a gap in the current literature</p> | <p>This paper proposes a novel framework, Dual Random Networks Distillation (DuRND)</p> <p>to address the exploration-exploitation dilemma in reinforcement learning by combining novelty-based exploration and value-based exploitation in a unified framework. The novelty and contribution rewards in DuRND are based on prediction errors from random network modules, which may not capture complex state relationships in certain environments, and the reliance on prediction error as a proxy for novelty might be insufficient where the state space has a complex structure or the prediction error does not align with actual information gain. The approach introduces</p> <p>an interesting combination of novelty and contribution rewards</p> <p>but relies on computationally efficient heuristics that might not capture the true novelty in complex environments</p> <p>While the framework demonstrates effectiveness and low computational overhead,</p> <p>the linear adjustment of weights for novelty and contribution rewards is a heuristic that may not be optimal or universally applicable</p> <p>Overall,</p> <p>the originality lies in the integration of novelty and value-based signals</p> <p>but there remain significant limitations in the robustness and generalizability of the contribution due to dependency on specific proxy measures and heuristic schedules.</p> | <p>DuRND is a direct extension of Random Network Distillation (RND)</p> <p>introducing a dual random network architecture to compute both novelty (exploration) and "contribution" (exploitation) rewards, with a dynamic scheduling mechanism that shifts emphasis over time. While the use of random networks for both signals is</p> <p>a novel implementation detail</p> <p>the underlying concepts—combining exploration and exploitation signals and dynamically adjusting their balance—are well-established in the literature (e.g., SORS, ROSA, Sibling Rivalry, SERENE). The authors accurately position DuRND as a low-overhead, scalable method, but</p> <p>somewhat overstate its conceptual novelty and the dichotomy between prior approaches</p> <p>Empirical results show improved performance on standard sparse-reward benchmarks, though</p> <p>such gains may be attributable to implementation choices rather than fundamental innovation</p> <p>Overall, DuRND offers</p> <p>a practical and well-engineered architectural tweak to RND</p> <p>with its main contribution being</p> <p>a simple, dual-network design for joint intrinsic reward computation, rather than a conceptual breakthrough</p> |

Table 10: Full novelty assessments from the human reviewer (reference), the DeepReviewer baseline, and our proposed system for the DuRND paper. Key phrases are highlighted to show verdict alignment: novel/valuable aspects, limited/incremental novelty, technical details, and overstated claims.

| Human (Reference) | OpenReviewer (Baseline) | Ours (Proposed) |
|--|---|---|
| <p>This paper introduces a method for generating image inputs to Vision Language Models (VLMs) that embed "meta-instructions," enabling the model to respond to any user query appended to the image with a specified "spin," such as a particular sentiment or language. While the concept of providing meta-instructions through image inputs is</p> <p>not entirely novel—prior work, notably Bailey et al. (2023), has explored related prompt injection attacks via images</p> <p>this paper offers the most thorough and comprehensive treatment of the subject to date. The general algorithm employed, which involves creating a dataset of input-output pairs and training an image via projected gradient descent to maximize the likelihood over this dataset,</p> <p>closely aligns with the "Behavior Matching" approach described by Bailey et al. (2023)</p> <p>As such,</p> <p>the methodological contribution is incremental rather than fundamentally new</p> <p>However, the paper distinguishes itself through</p> <p>its in-depth analysis and experimental results</p> <p>particularly the study of semantic changes in images resulting from various attacks, with a focus on how meta-instruction attacks can preserve the original image meaning. The transferability experiments and the breadth of evaluation across multiple VLMs further strengthen the contribution. Overall,</p> <p>the novelty of this work lies less in the method itself and more in the scope, depth, and clarity of its empirical investigation</p> <p>as well as the new insights it provides into the vulnerabilities of VLMs to image-based prompt injection. The paper would benefit from more explicitly acknowledging the overlap with prior methods and more clearly articulating how its results advance the understanding of this threat model.</p> | <p>This paper introduces</p> <p>a novel method of embedding hidden meta-instructions in images as a way to attack visual language models, which is</p> <p>distinct from traditional jailbreaking or adversarial example attacks</p> <p>While the approach is new, the paper could provide more insight into how the proposed attacks compare to existing forms of adversarial attacks on VLMs, highlighting the unique aspects of meta-instruction attacks.</p> | <p>This assessment finds that the submission addresses indirect, cross-modal prompt injection in Visual Language Models (VLMs) by embedding hidden meta-instructions in images, aiming to steer model outputs while preserving image semantics. The work is</p> <p>most closely related to recent studies on adversarial image prompting (e.g., Qi et al. 2024, Bagdasaryan et al. 2023)</p> <p>but distinguishes itself through</p> <p>more systematic optimization for semantic preservation and a broader range of meta-instructions beyond jailbreaking</p> <p>The main substantive contributions are</p> <p>a rigorous, multi-metric evaluation of attack effectiveness and semantic preservation</p> <p>and empirical evidence that image-based meta-instructions can be more effective than explicit text prompts. However, the assessment notes that</p> <p>the conceptual advances are incremental as</p> <p>the core idea of cross-modal prompt injection and semantic preservation has been explored in prior work</p> <p>and</p> <p>some novelty claims (e.g., being the first to frame VLM users as victims) are somewhat overstated</p> <p>Overall,</p> <p>the submission’s primary strengths lie in evaluation rigor and empirical findings, while its conceptual contributions represent a natural progression of the field rather than a fundamental shift</p> |

Table 11: Full novelty assessments from the human reviewer (reference), the OpenReviewer baseline, and our proposed system for the Meta-Instructions in VLMs paper. Key phrases are highlighted to show verdict alignment: novel/strength claims, limited/incremental novelty, prior work comparison, and overstated claims.

Research Paper Information Extraction Prompt

You are tasked with extracting key information from a research paper for building a knowledge representation.

Paper title: {title}

Based on the paper content provided below, extract the following information:

- "methods": [List of methods/approaches proposed in the paper],
- "problems": [List of problems the paper addresses],
- "datasets": [List of datasets used for evaluation],
- "metrics": [List of evaluation metrics used],
- "results": [List of objects with 'metric' and 'value' fields representing key quantitative results],
- "novelty_claims": [Claims about what is novel in this work]

Be precise and specific.

Paper content:

{abstract}

{introduction}

Figure 7: Research Paper Information Extraction Prompt

Research Landscape Analysis

```
# Research Landscape Analysis

## Task
Analyze the collection of research papers provided below to create a
comprehensive map of the research landscape they represent. The submission
paper is the focus of our analysis, and the related papers provide context.

## Input Format
You will be provided with structured information extracted from multiple
research papers including:
- A submission paper that is the focus of our analysis
- Multiple related papers that form the research context

Each paper contains:
- methods: List of methods/approaches proposed
- problems: List of problems addressed
- datasets: List of datasets used
- metrics: List of evaluation metrics
- results: Key quantitative results
- novelty_claims: Claims about what is novel in the work

## Output Format
Provide a comprehensive analysis with the following sections:

1. METHODOLOGICAL LANDSCAPE
  - Identify and describe the main methodological approaches across the papers
  - Group similar or related methods into clusters
  - Highlight methodological trends or patterns
  - Describe relationships between different methodological approaches

2. PROBLEM SPACE MAPPING
  - Identify the key problems being addressed across the papers
  - Analyze how different papers approach similar problems
  - Highlight patterns in problem formulation

3. EVALUATION LANDSCAPE
  - Analyze the common datasets and evaluation methods
  - Identify patterns in how performance is measured
  - Compare evaluation approaches across papers

4. RESEARCH CLUSTERS
  - Identify groups of papers that appear closely related
  - Describe the key characteristics of each cluster
  - Analyze relationships between clusters

5. TECHNICAL EVOLUTION
  - Identify any visible progression or evolution of ideas
  - Highlight building blocks and their extensions
  - Note any competing or complementary approaches

## Example Output Format
METHODOLOGICAL LANDSCAPE
- Cluster 1: [Description of similar methods across papers]
  - Papers X, Y, Z employ transformer-based approaches with variations in...
  - These methods share characteristics such as...
  - They differ primarily in...

PROBLEM SPACE MAPPING
- Problem Area 1: [Description of a common problem addressed]
  - Papers A, B, C all address this problem but differ in...
  - The problem is formulated differently in Paper D which focuses on...

... [additional sections] ...

Ensure your analysis is comprehensive, identifying significant patterns
and relationships across the collection of papers.

## Papers:
{papers}
```

Figure 8: Research Landscape Analysis Prompt

Novelty Delta Analysis for Reviewer Support - Part 1

Novelty Delta Analysis for Reviewer Support

Task

Independently analyze how the submission paper's contributions relate to existing work in the field, critically examining both author claims and actual relationships. This analysis should help reviewers assess novelty by providing objective comparisons with prior work.

Input Format

You will be provided with:

1. The structured information from the submission paper
2. A comprehensive research landscape analysis
3. Citation sentences for key related papers (how authors cite and characterize these works)

Key Analysis Principles

- Independently verify relationships between submission and prior work
 - Critically examine how authors characterize and compare with prior work
 - Identify discrepancies between author characterizations and actual relationships
 - Present evidence-based observations without making final judgments
-
- Distinguish between author-claimed differences and independently observed differences
 - Provide context about field maturity and related work

Output Format

Provide a detailed analysis with the following sections:

1. RESEARCH CONTEXT POSITIONING
 - Situate the submission within the identified research landscape
 - Identify the most closely related prior works
 - Independently assess how the submission relates to existing methodological clusters
 - Analyze its place within the problem space and evaluation approaches
 - Note: Do not accept author positioning claims without verification
2. AUTHOR CITATION ANALYSIS
 - Analyze how authors characterize and compare with each cited related work
 - Identify patterns in how authors position their contributions relative to others
 - Assess whether characterizations of prior work are accurate and balanced
 - Note discrepancies between how authors describe prior work and independent assessment
 - Evaluate whether claimed improvements or differences are substantiated
 - Identify rhetoric that may overstate differences or understate similarities
3. CONTRIBUTION DELTA ANALYSIS

For each main contribution claimed in the submission:

 - Identify the most similar prior work for this specific contribution
 - Critically examine whether claimed differences actually exist
 - Detail exactly how this contribution differs from prior work, based on evidence
 - Compare author characterizations with independently verified relationships
 - Distinguish between substantive differences and superficial variations
 - Note when author claims about novelty or extension may be overstated
 - Consider whether improvements might be due to implementation details rather than conceptual advances
 - Note: Present factual observations about deltas without accepting author framing
4. FIELD CONTEXT CONSIDERATIONS
 - Provide information about how active/mature this research area is
 - Identify recent survey papers or literature reviews in this space
 - Note trends in how the field has been evolving
 - Present context about typical incremental advances in this field
 - Note: Offer context that helps reviewers calibrate their expectations

Figure 9: Novelty Delta Analysis for Reviewer Support - Part 1

Novelty Delta Analysis for Reviewer Support - Part 2

5. CRITICAL ASSESSMENT CONSIDERATIONS

- Identify aspects where claimed novelty may be overstated
- Analyze whether authors' characterizations of their own novelty align with evidence
- Consider whether empirical improvements might result from factors other than claimed innovations
- Assess whether terminology differences might mask conceptual similarities
- Identify instances where "extensions" might be routine adaptations
- Note: Frame these as considerations rather than definitive judgments

6. RELATED WORK CONSIDERATIONS

- Identify potentially relevant work not addressed in the submission
- Highlight areas where additional comparisons are necessary
- Note incomplete or potentially misleading characterizations of prior work
- Identify when claimed "limitations" of prior work may be exaggerated
- Compare how authors cite specific works versus how they actually relate
- Note: Present these as information that might help complete the picture

7. KEY OBSERVATION SUMMARY

- Highlight the most significant independently verified differences from prior work
- Summarize the main relationships to existing research
- Identify which claimed contributions have the strongest and weakest differentiation
- Note the most important discrepancies between author characterizations and independent assessment
- Note: Frame as observations to inform the reviewer's independent judgment

Evidence Standards

For each observation, provide:

- Specific references to prior work
- Clear distinction between author claims and independently verified differences
- Explicit identification of similarities and differences based on technical details
- Assessment of whether differences appear substantive or superficial
- Analysis of accuracy in how authors characterize related work

Example Format for Citation Analysis

"For [Paper X], the authors characterize it as 'limited to simple datasets' and claim their work 'extends X to complex scenarios.' The citation sentences appear in the following contexts:

- 'Unlike X, which only works on simple datasets, our approach handles complex scenarios' (Introduction)
- 'X proposed the basic framework, but did not address challenge Y' (Related Work)

Independent analysis suggests that Paper X actually did address complex scenarios in Section 3.2, though using different terminology. The authors' characterization appears to understate X's capabilities to emphasize their contribution. The actual primary difference appears to be [specific technical difference] rather than the complexity of supported scenarios."

Remember that your role is to provide objective analysis that helps reviewers make informed judgments about novelty. Carefully examine both what authors explicitly claim and how they implicitly position their work through their characterizations of prior research.

{structured_representation}

Papers from related work not cited

{not_cited_paper_titles}

##Citation Context

{citation_contexts}

Research Landscape

{research_landscape}

Reviewer Summary Prompt

Summarize the following assessment in 5 sentences for a reviewer reviewing at an AI conference.

```
## Delta Assessment  
{novelty_assessment}
```

Figure 11: Reviewer Summary Prompt

Novelty Assessment Normalization Prompt

I'll provide you with a novelty assessment extracted from an academic peer review, along with the full review for context. Please reformat the novelty assessment into a standardized paragraph that begins with a brief description of the paper's contribution before analyzing its novelty.

Example of desired format:

"This paper presents a method for neural network compression using knowledge distillation with a focus on mobile applications. The approach has limited novelty, as it largely builds upon existing techniques in the literature. While the authors claim their technique is the first to combine layerwise distillation with quantization-aware training, similar combinations have been explored in prior work by Smith et al. (2022) and Jones et al. (2023). The main contribution appears to be a specific implementation detail in how gradient flows are managed during the distillation process, but this incremental advance does not significantly push the boundaries of the field. The paper would benefit from more clearly articulating the specific differences from existing approaches to better establish its contribution."

Full review (for context):
{full_review}

Extracted novelty assessment to be reformatted:
{novelty_statements}

Important guidelines:

1. Begin with a clear description of what the paper presents/proposes (drawn from the full review if needed)
2. Create a cohesive paragraph that flows from describing the contribution to analyzing its novelty
3. Maintain all novelty claims and critiques from the original assessment
4. Preserve references to prior work and comparisons
5. Keep the reviewer's judgment of novelty level
6. Incorporate relevant context from the full review to provide a complete picture of the novelty assessment
7. Follow the structure of the example paragraph: description first, then novelty analysis
8. Preserve all critical analysis regarding limitations or strengths of novelty claims

Provide the reformatted novelty assessment:

Figure 12: Novelty Assessment Normalization Prompt

Core Novelty Judgment Extraction Prompt

Extract 2-3 core novelty judgments from this assessment:

{reference_assessment}

Focus on statements that directly assess:

- How novel/original the contribution is
- How work relates to prior research
- Specific novelty limitations
- Whether advance is incremental/fundamental

Exclude general recommendations or writing suggestions.

For each judgment, explain why it's considered a core novelty assessment.
Provide rationale for your selection of these specific judgments.

Figure 13: Core Novelty Judgment Extraction Prompt

Reviewer Novelty Evaluation Prompt

Compare reviewer assessment against reference using these core judgments:

Core Judgments: {extracted_core_judgments}

Reference: {reference_assessment}

Reviewer: {reviewer_assessment}

Evaluate three dimensions:

1. JUDGMENT SIMILARITY: Do they identify same novelty strengths/weaknesses?
 - For each core judgment, find corresponding judgment in reviewer assessment
 - Assess similarity and provide detailed explanation of alignment/differences
 - Include confidence score for each comparison
 - If the core judgement is referring to a very specific aspect of the methodology and the reviewer assessment does not mention it, then the core judgment is not similar to the reviewer assessment.
2. CONCLUSION ALIGNMENT: Same bottom-line about novelty sufficiency?
 - Determine overall conclusions (SUFFICIENT / INSUFFICIENT / MIXED)
 - Explain whether conclusions align and why
3. PRIOR_WORK_ENGAGEMENT:
 - How does the reviewer engage with prior work?
 - Does the reviewer mention prior work?
 - Does the reviewer compare the current work to prior work?
 - Does the reviewer provide evidence for their claims?
 - Does the reviewer use prior work to support or critique the work?
 - Evaluate number and relevance of citations to prior work (NONE: no citations; LIMITED: 1 to 2; EXTENSIVE: 3+ relevant citations).
4. DEPTH_OF_ANALYSIS:
 - Assesses how deeply specific novelty aspects are compared to prior work (SURFACE LEVEL: vague; MODERATE: 1 to 2 aspects; DEEP: 3+ or highly detailed comparisons)

Provide explanations for all assessments to support reasoning.

Figure 14: Reviewer Novelty Evaluation Prompt