

DAS: Dual-Aligned Semantic IDs Empowered Industrial Recommender System

Wencai Ye*
Kuaishou Technology
Beijing, China
yewencai@kuaishou.com

Mingjie Sun*
Kuaishou Technology
Beijing, China
sunmingjie@kuaishou.com

Shaoyun Shi
Kuaishou Technology
Beijing, China
shishaoyun@kuaishou.com

Peng Wang
Kuaishou Technology
Beijing, China
wangpeng16@kuaishou.com

Wenjin Wu†
Kuaishou Technology
Beijing, China
wuwenjin@kuaishou.com

Peng Jiang
Kuaishou Technology
Beijing, China
jiangpeng@kuaishou.com

ABSTRACT

Semantic IDs are discrete identifiers generated by quantizing the Multi-modal Large Language Models (MLLMs) embeddings, enabling efficient multi-modal content integration in recommendation systems. However, their lack of collaborative signals results in a misalignment with downstream discriminative and generative recommendation objectives. Recent studies have introduced various alignment mechanisms to address this problem, but their two-stage framework design still leads to two main limitations: (1) inevitable information loss during alignment, and (2) inflexibility in applying adaptive alignment strategies, consequently constraining the mutual information maximization during the alignment process.

To address these limitations, we propose a novel and flexible one-stage **Dual-Aligned Semantic IDs (DAS)** method that simultaneously optimizes quantization and alignment, preserving semantic integrity and alignment quality while avoiding the information loss typically associated with two-stage methods. Meanwhile, DAS achieves more efficient alignment between the semantic IDs and collaborative signals, with the following two innovative and effective approaches: (1) **Multi-view Constrative Alignment**: To maximize mutual information between semantic IDs and collaborative signals, we first incorporate an ID-based CF debias module, and then design three effective contrastive alignment methods: dual user-to-item (u2i), dual item-to-item/user-to-user (i2i/u2u), and dual co-occurrence item-to-item/user-to-user (i2i/u2u). (2) **Dual Learning**: By aligning the dual quantizations of users and ads, the constructed semantic IDs for users and ads achieve stronger alignment. Finally, we conduct extensive offline experiments and online A/B tests to evaluate DAS's effectiveness, which is now successfully deployed across various advertising scenarios at Kuaishou App, serving over 400 million users daily.

* Equal contribution. † Corresponding author.

Permission to make digital or hard copies of all or part of this work for personal or classroom use is granted without fee provided that copies are not made or distributed for profit or commercial advantage and that copies bear this notice and the full citation on the first page. Copyrights for components of this work owned by others than the author(s) must be honored. Abstracting with credit is permitted. To copy otherwise, or republish, to post on servers or to redistribute to lists, requires prior specific permission and/or a fee. Request permissions from permissions@acm.org.
Conference acronym 'XX, June 03–05, 2018, Woodstock, NY

© 2018 Copyright held by the owner/author(s). Publication rights licensed to ACM.
ACM ISBN 978-1-4503-XXXX-X/18/06...\$15.00
<https://doi.org/XXXXXXX.XXXXXXX>

CCS CONCEPTS

• Information systems → Recommender systems.

KEYWORDS

Recommendation Systems, Multi-Modal Large Language Models, Semantic IDs.

ACM Reference Format:

Wencai Ye*, Mingjie Sun*, Shaoyun Shi, Peng Wang, Wenjin Wu†, and Peng Jiang. 2018. DAS: Dual-Aligned Semantic IDs Empowered Industrial Recommender System. In *Proceedings of Make sure to enter the correct conference title from your rights confirmation email (Conference acronym 'XX)*. ACM, New York, NY, USA, 8 pages. <https://doi.org/XXXXXXX.XXXXXXX>

1 INTRODUCTION

Kuaishou is a leading short video and live streaming platform in China, boasting over 400 million active daily users. Advertisement recommendation tasks in Kuaishou can be categorized into two paradigms: (1) traditional discriminative recommendation and (2) generative recommendation. Traditional discriminative Recommendation Systems (RS) typically employ a multi-stage pipeline, comprising retrieval, coarse ranking, fine ranking, and re-ranking, where established techniques like DCN[27], DIN[19], and SIM[38] are widely adopted. Recently, the rise of Large Language Models (LLMs) has revolutionized RS design through generative approaches, offering three key advantages: (i) streamlined workflow integration, (ii) improved generalization and stability, and (iii) enabling systematic exploration of scaling laws in RS. This shift has spurred significant academic and industrial innovation, exemplified by works such as TIGER[21], HSTU[25], and LC-Rec[34].

In real-world advertising RS, both discriminative and generative models predominantly rely on ID-based features, which often fail to capture the rich multi-modal content (e.g., text, image, video) associated with ads and users. Recent advances in MLLMs have significantly improved multi-modal representation learning ability, unlocking new opportunities for more expressive RS frameworks. **Semantic IDs (SID)**, derived through vector quantization of multi-modal embeddings from MLLMs, have emerged as a pivotal tool for integrating content information into recommendation scenarios. They are typically applied through two fundamental paradigms: (1) As sparse ID features in traditional discriminative RS models,

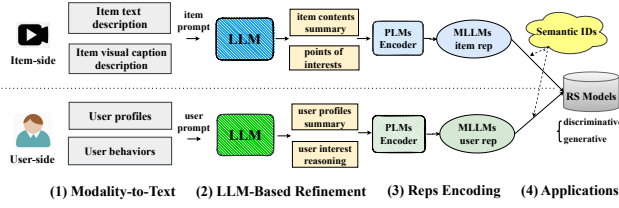


Figure 1: The MLLMs Semantic IDs application pipeline.

offering advantages such as learnability and explicit feature crossing with other sparse ID features, or (2) As token IDs in generative RS models, offering the advantages of balancing semantic coherence and discriminative capability, reducing the token space, and improving both training and inference efficiency.

The pipeline for applying SID in advertising recommendation scenarios is illustrated in Fig. 1: (1) Modality-to-Text: Transform raw multi-modal data (user/item profiles, behaviors) into structured textual formats. (2) LLM-Based Refinement: Employ LLMs to generate condensed summaries (e.g., user interest descriptors, item attributes) via their summarization and reasoning capabilities. (3) Representation Encoding: Encode the refined textual content into dense embeddings using Pre-trained Language Models (PLMs). (4) Downstream applications: Utilize these embeddings either as direct dense features or further quantize them into SID for downstream discriminative or generative RS models.

The inherent misalignment in consistent objectives between MLLMs content-generated **No-Aligned Semantic IDs** (as shown in Fig. 2 (1)) and downstream CF-based recommendation tasks has long been a critical challenge in the industry, leading to suboptimal performance when applying SID to downstream recommendation models (e.g., TIGER[21] and Zheng et al.[35]). Therefore, an intuitive yet effective approach is to align the SID with the CF signals to reduce the gap with the downstream recommendation tasks. Recent studies have introduced various alignment mechanisms based on **Two-Stage Aligned Semantic IDs** (as shown in Fig. 2 (2)) to address this challenge, which can be broadly categorized into two classes: (a) CF First: A trained CF model generates embeddings, which are then aligned with SID during quantization (e.g., LETTER [28]). (b) Alignment First: Multimodal content representations are aligned using a trained CF model prior to quantization (e.g., QARM [17]). However, these approaches suffer from three key limitations: (1) The CF and SID models are trained separately, leading to a decoupled optimization process. (2) Quantization and alignment are performed independently, risking information loss and restricting alignment flexibility. (3) Current alignment methods do not maximize the mutual information between the SID and CF signals, ultimately degrading their effectiveness in downstream tasks.

In summary, the main contributions of this paper are as follows:

- We present **Dual-Aligned Semantic IDs (DAS)**, a novel one-stage framework that jointly optimizes quantization and alignment through co-training, eliminating information loss in conventional two-stage approaches while supporting diverse quantization and alignment methods.
- To achieve more efficient alignment, DAS with the following two innovative and effective approaches: (1) **Multi-view Constrative Alignment**: To maximize mutual information

during CF and SID alignment, we first incorporate an ID-based CF debias module, and then design three effective alignment methods: dual u2i, dual i2i/u2u, and dual co-occurrence i2i/u2u. (2) **Dual Learning**: By aligning both user-side and ad-side quantizations, DAS generates dual-aligned SIDs with superior alignment.

- Extensive experiments validate DAS’s effectiveness, showing significant A/B test improvements across all advertising scenarios, with larger gains in cold-start situations. DAS has been fully deployed in Kuaishou’s in-app advertising platform, demonstrating strong business values.

2 METHODOLOGY

DAS employs one-stage co-training to simultaneously train and align ID-based CF and semantic quantization models, enhancing mutual information between the two, as depicted in Fig. 2 (3). The framework of DAS is also flexible and compatible with various quantization and alignment methods. For example, the quantization component can utilize methods like VQ-VAE[26], RQ-VAE[12], or PQ[4], etc., while the CF component can incorporate models such as DSSM[9], GCN[11], or DCCF[29], etc. Furthermore, alignment methods act as *plug-and-play* modules to ensure effective alignment between SID and CF representations.

The specific implementation of DAS is depicted in Fig. 3, including three core modules: (1) **User and Item Semantic Model (UISM)**: A quantization-based module that constructs dual SID for users and ads. (2) **ID-based CF Debias Model (ICDM)**: Addresses inherent biases in CF signals by learning debiased representations. (3) **Multi-view Dual-Aligned Mechanism (MDAM)**: Performs multi-view contrastive alignment between SID and debiased CF representations for maximizing the mutual information.

2.1 User and Item Semantic Model

2.1.1 Semantic embedding extraction. To generate accurate user and ad profiles, we leverage LLMs to purify and denoise key information. For user profiles, basic user data and global e-commerce or advertising behaviors are transformed into text to construct a **user_prompt**. LLMs are then used for summarization and reasoning to produce refined profile summaries and interest descriptions, denoted as t_u . Similarly, ad-related data, such as titles, OCR outputs, ASR descriptions, and visual captions, are converted into text to construct an **item_prompt**. LLMs generate fine-grained profile summaries, key descriptions, and interest-based selling points, denoted as t_i . To further utilize these LLM-generated descriptions t_u and t_i , we employ PLMs for semantic extraction. Specifically, we use the fine-tuned bge m3 model [1] to construct MLLMs semantic representations: $s_u \in \mathbf{R}^{d_1}$, $s_i \in \mathbf{R}^{d_2}$, where $s_u = \text{user_encoder}(t_u)$ and $s_i = \text{item_encoder}(t_i)$.

2.1.2 Semantic embedding quantization. UISM’s USM and ISM utilize s_u and s_i as inputs, respectively, and generate hierarchical SID based on their respective RQ-VAE[12]. To prevent codebook collapse in the RQ-VAE, k-means clustering is employed to initialize the codebook. The MLLMs semantic embedding s is quantized into the code sequence through the L codebooks, where L is the identifier length. Specifically, for each code level $l \in \{1, \dots, L\}$, we have a

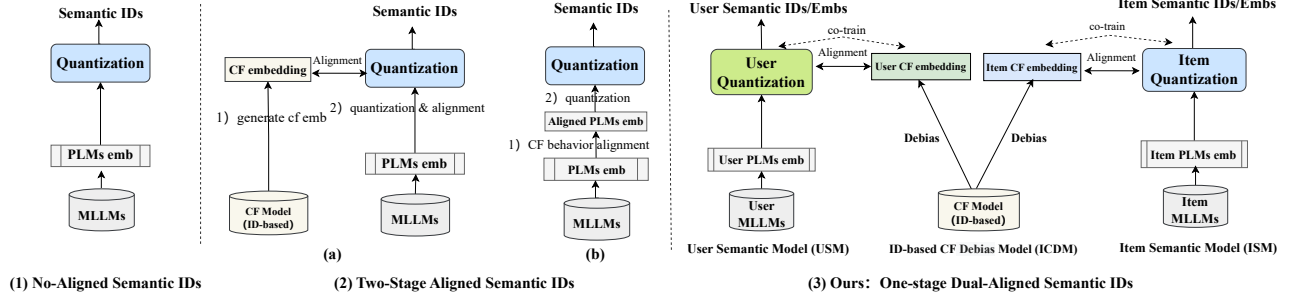


Figure 2: Comparison of Semantic IDs construction. (1) No-Aligned, (2) Two-Stage Aligned and (3) Ours: One-Stage Dual-Aligned.

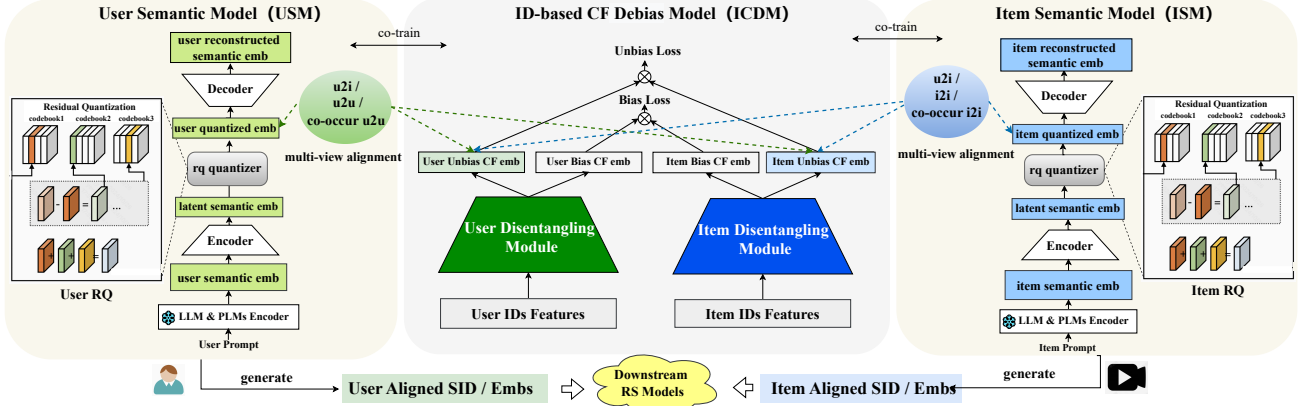


Figure 3: The implementation of DAS. UISM module leverages the RQ-VAEs in quantization process, ICDM module uses a disentangled debiasing network to obtain unbiased CF representations, and during the co-training process of UISM and ICDM, alignment between the CF and Semantic IDs is achieved through MDAM module.

codebook $C_l = \{e_i\}_{i=1}^N$, where $e_i \in \mathbf{R}^d$ is a learnable code embedding and N denotes the codebook size. Subsequently, the residual quantization can be formulated as:

$$\begin{cases} c_l = \arg \min_i \|r_{l-1} - e_i\|^2, & e_i \in C_l \\ r_l = r_{l-1} - e_{c_l} \end{cases}, \quad (1)$$

where c_l is the assigned code index from the l -th level codebook, r_{l-1} is the semantic residual embedding from the last level, and we set $r_0 = s$. Intuitively, at each code level, DAS finds the most similar code embedding with the semantic residual embedding and assigns the corresponding code index as the identifier for the current level. After the recursive quantization, we finally obtain the quantized identifier $\hat{l} \in \{c_1, c_2, \dots, c_L\}$ and the quantized embedding z , and then decode it to the reconstructed semantic embedding \hat{s} .

The loss for semantic regularization is formulated as:

$$\begin{cases} \mathcal{L}_{\text{Sem}} = \mathcal{L}_{\text{Recon}} + \mathcal{L}_{\text{RQ-VAE}}, & \text{where,} \\ \mathcal{L}_{\text{Recon}} = \|s - \hat{s}\|^2, \\ \mathcal{L}_{\text{RQ-VAE}} = \sum_{i=1}^L \|sg[r_{l-1}] - e_{c_l}\|^2 + \mu \|r_{l-1} - sg[e_{c_l}]\|^2, \end{cases} \quad (2)$$

where sg is the stop-gradient operation [26], and μ is the coefficient to balance the strength between the optimization of code embeddings and the encoder.

Finally, $\mathcal{L}_{\text{User_sem}}$ and $\mathcal{L}_{\text{Item_sem}}$ are constructed separately, with the total loss for the SID quantization model represented as: $\mathcal{L}_{\text{Sem_all}} = \mathcal{L}_{\text{User_sem}} + \mathcal{L}_{\text{Item_sem}}$.

2.2 ID-based CF Debias Model

To incorporate collaborative information into SID and enhance their adaptability to downstream tasks, we align the SID quantization process with the CF model during the co-training. Specifically, we perform cross-view alignment between the SID quantization representations and the ID-based CF representations. The objective is to identify a shared semantic subspace where the two align effectively, as illustrated in Fig. 4.

In practical advertising settings, ID-based CF models often suffer from severe popularity bias, where 20% of the ads account for 80% of the ad revenue, and similarly 20% of the users contribute 80% of the ad revenue. On the ad side, this bias manifests itself as popularity bias, while on the user side, it is reflected as conformity bias. When constructing aligned SID based on CF models, it is crucial to prevent the injection of popularity bias into the SID. This bias compromises the integrity of semantic information and hinders the codebook learning process. To address this, an effective approach involves debiasing the CF model first to obtain unbiased CF representations, which are then aligned with the semantic model. Causal inference approaches (e.g., DICE [37], DCCL [33], etc.) and disentangling debiasing methods (e.g., CD^2AN [2], etc.) are widely used for debiasing popularity and conformity.

Therefore, the process of eliminating the ad popularity bias and the user conformity bias can be represented by a causal graph (as shown in Fig. 5). Let U and I denote the original user and ad

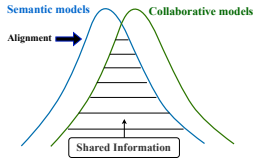


Figure 4: Semantic and CF models alignment.

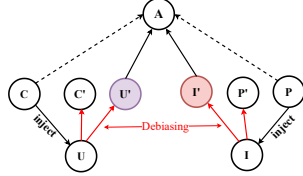


Figure 5: ID-based CF debias causal graph.

representations, and let A be the user's real action. After the debiasing process, we obtain U' (conformity-debiased user) and I' (popularity-debiased ad), along with disentangled biases P' and C' .

Specifically, we adopt a joint training framework [2] that leverages a disentangling domain adaptation network to debias both the user and ad representations. The **User Disentangling Module (UDM)** separates the representation of user unbiased interest c_u^{int} from the user's conformity representation c_u^{con} within the user's ID-based features. Similarly, the **Item Disentangling Module (IDM)** separates the representation of the unbiased content of the ad c_i^{pro} from the representation of the popularity of the ad c_i^{pop} within the ID-based features of the ad. In this setup, c_u^{int} and c_i^{pro} are encoders composed of MLPs that capture user interest and ad content representations, respectively. Meanwhile, c_u^{con} is a conformity encoder composed of MLPs that capture the user's conformity representation, and c_i^{pop} is a popularity encoder composed of MLPs that capture the ad's popularity representation. Two constraints guide UDM and IDM optimization toward intended directions:

$$\mathcal{L}_{user_item_sim} = \sum_{b=1}^B 1 - \frac{c_{ub}^{con} (c_{ub}^c)^T}{\|c_{ub}^{con}\| \cdot \|c_{ub}^c\|} + 1 - \frac{c_{ib}^{pop} (c_{ib}^p)^T}{\|c_{ib}^{pop}\| \cdot \|c_{ib}^p\|}, \quad (3)$$

$$\mathcal{L}_{user_item_orthogonal} = \sum_{b=1}^B \frac{\|c_{ub}^{con} (c_{ub}^{int})^T\|^2}{\|c_{ub}^{con}\| \cdot \|c_{ub}^{int}\|} + \frac{\|c_{ib}^{pop} (c_{ib}^{pro})^T\|^2}{\|c_{ib}^{pop}\| \cdot \|c_{ib}^{pro}\|}, \quad (4)$$

where $\|\cdot\|$ represents the norm operation for L2 regularization, c_u^c represents the user's real conformity representation generated by an MLP from user conformity features (e.g., the user's preference for popular ads), and c_i^p represents the ad's real popularity representation generated by an MLP from item popularity features (e.g., impressions and clicks). The biased user representation c_u is defined as $\text{MLP}(\text{concat}(c_u^{int}, c_u^c))$, while the biased ad representation c_i is defined as $\text{MLP}(\text{concat}(c_i^{pro}, c_i^p))$. With B as the batch size, the total disentangling loss is given by: $\mathcal{L}_{cf_disentangled} = \mathcal{L}_{user_item_sim} + \mathcal{L}_{user_item_orthogonal}$.

The loss for the ID-based CF model consists of two parts: \mathcal{L}_{bias} and $\mathcal{L}_{unbiased}$, both of which employ batch sampled-softmax loss. Positive samples represent the user's true posterior behavior rate (user's ad click behaviors), while negative samples are obtained through in-batch negative sampling.

The final CF loss is $\mathcal{L}_{CF_all} = \mathcal{L}_{cf_bias} + \mathcal{L}_{cf_unbias} + \gamma \mathcal{L}_{cf_disentangled}$, and γ is the coefficient to balance the cf and disentangled loss.

2.3 Multi-view Dual-Aligned Mechanism

Based on the UISM, we derive SID representations on the user and ad side (z_u, z_i) by sum-pooling the codebook embeddings of their hierarchical code indices. The ICDM generates unbiased user interest and ad content representations (c_u^{int}, c_i^{pro}). To bridge ID-based CF and SID representations, the MDAM module introduces

three effective multi-view alignment tasks to maximize mutual information between the two.

2.3.1 Dual U2I Constrative Alignment. Leveraging the observed user-item action relationship $\langle U, I, A \rangle$ (U : user representation, I : ad representation, A : user-ad action), this task aims to enhance collaborative information learning for both z_u and z_i by explicitly modeling and aligning their representations.

We first align the user's quantized SID representation z_u with the ad's CF debiased content representation c_i^{pro} , and this alignment loss $\mathcal{L}_{a_u2i_z_u}$ is constructed as follows:

$$-\frac{1}{N} \sum_{(z_u, c_i^{pro}) \in D} \log \frac{\exp(\langle z_u^+, c_i^{pro+} \rangle)}{\exp(\langle z_u^+, c_i^{pro+} \rangle) + \sum_{i=1}^L \exp(\langle z_u^+, c_i^{pro-} \rangle)}, \quad (5)$$

where D is the set of positive examples within a batch (A is the user's ad click actions) and L random negative examples are sampled within the batch.

Similarly, from the dual perspective, we then align the user's CF debiased interest representation c_u^{int} and the ad's quantized SID representation z_i , which alignment loss $\mathcal{L}_{a_u2i_z_i}$ is constructed:

$$-\frac{1}{N} \sum_{(c_u^{int}, z_i) \in D} \log \frac{\exp(\langle c_u^{int+}, z_i^+ \rangle)}{\exp(\langle c_u^{int+}, z_i^+ \rangle) + \sum_{i=1}^L \exp(\langle c_u^{int+}, z_i^- \rangle)}, \quad (6)$$

2.3.2 Dual U2U/I2I Constrative Alignment. To bridge the gap between the quantized SID representations and the CF debiased representations, we perform cross-perspective contrastive alignment, aiming to maximize their mutual information.

From the user perspective, we align the quantized SID representation z_u with the CF debiased interest representation c_u^{int} . The alignment loss $\mathcal{L}_{a_u2u_z_u}$ is formulated as follows:

$$-\frac{1}{B} \sum_{b=1}^B \log \frac{\exp(\langle z_{ub}, c_{ub}^{int} \rangle)}{\sum_{j=1}^B \exp(\langle z_{ub}, c_{uj}^{int} \rangle)}. \quad (7)$$

Similarly, from the ad perspective, we align the quantized SID representation z_i with the CF debiased content representation c_i^{pro} , which alignment loss $\mathcal{L}_{a_i2i_z_i}$ is:

$$-\frac{1}{B} \sum_{b=1}^B \log \frac{\exp(\langle z_{ib}, c_{ib}^{pro} \rangle)}{\sum_{j=1}^B \exp(\langle z_{ib}, c_{ij}^{pro} \rangle)}. \quad (8)$$

2.3.3 Dual Co-occurrence U2U/I2I Constrative Alignment. Between quantized SID representations, a contrastive alignment is performed based on real co-occurrence relationships. Specifically, the quantized SID representations of ads that co-occur with the same user are encouraged to be closer, and similarly, the representations of users that co-occur with the same ad are aligned.

For two users, z_u and y_u , who interact with the same ad, $\mathcal{L}_{a_co_u2u_z_u}$ is constructed as follows:

$$-\frac{1}{N} \sum_{(z_u, y_u) \in D} \log \frac{\exp(\langle z_u^+, y_u^+ \rangle)}{\exp(\langle z_u^+, y_u^+ \rangle) + \sum_{j=1}^L \exp(\langle z_u^+, y_{uj}^- \rangle)}, \quad (9)$$

where D is the set of positive click examples, and the co-occurrence relationship is recorded based on the memory bank [6].

Similarly, for two ads, z_i and y_i , that are interacted with by the same user, $\mathcal{L}_{a_co_i2i_z_i}$ is constructed as follows:

$$-\frac{1}{N} \sum_{(z_i, y_i) \in D} \log \frac{\exp(\langle z_i^+, y_i^+ \rangle)}{\exp(\langle z_i^+, y_i^+ \rangle) + \sum_{j=1}^L \exp(\langle z_i^+, y_{ij}^- \rangle)}, \quad (10)$$

The final multi-view alignment loss is defined as: $\mathcal{L}_{\text{Align_all}} = \mathcal{L}_{a_u2i_z_u} + \mathcal{L}_{a_u2i_z_i} + \mathcal{L}_{a_u2u_z_u} + \mathcal{L}_{a_i2i_z_i} + \mathcal{L}_{a_co_u2u_z_u} + \mathcal{L}_{a_co_i2i_z_i}$.

The total loss of DAS is calculated as follows: $\mathcal{L}_{\text{All}} = \mathcal{L}_{\text{Sem_all}} + \alpha \mathcal{L}_{\text{CF_all}} + \beta \mathcal{L}_{\text{Align_all}}$, where α and β are the hyperparameters controlling the corresponding loss weights.

2.4 Application of DAS

2.4.1 Feature enhancements for traditional discriminative RS models. Leveraging the inference capabilities of DAS, dual-aligned SID (sid_u , sid_i), SID's Embs ($semb_u$, $semb_i$) are generated. Subsequently, we construct the following four types of features, serving as multi-modal content enhancements, which can be seamlessly integrated into traditional discriminative recommendation pipeline models, including the retrieval, coarse ranking, and ranking stages.

(1) ID-based features: Using the user's sid_u and ad's sid_i , learnable prefix-ngram sparse ID features are derived to represent hierarchical SID. For example, if sid_i for ad i is [2,31,142], the features are constructed as $ad_l1=2$, $ad_l2=2_31$, and $ad_l3=2_31_142$, the user-side is similar to the ad-side.

(2) List-wise ID-based features: Based on the ad's sid_i and the user's historical behavior ad sequences, the learnable SID list features are constructed. For example, if the user has clicked [ad1, ad2] with corresponding SID [76, 12, 67] and [76, 22, 242], the list features are: $user_l1_sids=[76, 76]$, $user_l2_sids=[76_12, 76_22]$, $user_l3_sids=[76_12_67, 76_22_242]$.

(3) Cross ID-based features: Learnable sparse ID features are constructed based on the match count of SID between the user's historical behavior sequences of ad's SID and the candidate ad's sid_i . For example, if the user history list is [76_12_67, 76_22_242] and the candidate ad's sid_i is [76, 22, 131], the match count sparse features are: $cross_cnt_l1=2$, $cross_cnt_l2=1$, and $cross_cnt_l3=0$.

(4) Dense-based features: Frozen dense representation features are constructed using the user's $semb_u$ and the ad's $semb_i$.

2.4.2 Token IDs for generative RS models. Building on the TIGER[21] generative task, which uses a multilayer transformer-based encoder-decoder autoregressive structure, we introduce TIGER++, incorporating two key enhancements: (i) User ID is upgraded to sid_u ; (ii) Ad SID aligned to sid_i . For the top-k SID predictions of TIGER++, we have designed two methods for application in the advertising RS: (1) as hierarchical tags for tag-retrieval strategy, (2) as feature enhancements for existing RS models.

3 SYSTEM DEPLOYMENT

DAS has been successfully deployed on Kuaishou's online advertising system, as illustrated in Fig. 6. The deployment pipeline consists of three key stages: **(1) Nearline MLLMs Semantic Embs Extraction:** User profiles and behavioral sequences are first converted to textual prompts, further summarized, and then processed via an LLM to produce refined textual descriptions. The PLMs encoder finally extracts semantic embeddings for users and stores them nearline for the subsequent stage. Similar processing is conducted on the item (ad) side. **(2) Online Aligned SID/Embs Inference:** MLLMs semantic embs are quantized in the DAS online trainer and co-trained with the CF model. In the inference phase, by integrating the USM and ISM modules, it dynamically generates hierarchical

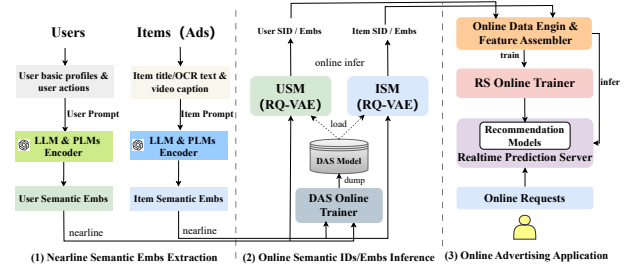


Figure 6: The online deployment pipeline of DAS at Kuaishou.

SID/SID's Embs in real time, facilitating downstream recommendation tasks. **(3) Online Advertising Application:** The SID/SID's Embs of the user and item are used as auxiliary features for model training and real-time predictions in the recommendation system.

4 EXPERIMENT

We evaluate the effectiveness of DAS through extensive offline and online experiments on real-world industrial-scale data from the Kuaishou advertising platform. The evaluation includes traditional discriminative CTR and generative tasks.

4.1 Evaluation Setup

4.1.1 Datasets. Public datasets are excluded due to misalignment with the online platform's requirements, limiting their suitability for industrial-scale RS evaluation. Therefore, all our experiments are conducted on billion-scale real-world data sourced from the Kuaishou advertising platform. Specifically, for the CTR task, we collect 1.8 billion user-ad interaction samples from approximately 100 million users interacting with 8 million distinct ads. The data sets are split in chronological order with an 80% training and 20% testing sets, where positive samples are defined as "ad click". For the generative task, we use sequences of user-ad interaction of the past 15 days with lengths ≥ 10 (filtered to ensure semantic coherence and model efficiency), which yield approximately 50 million users. We employ a *leave-one-out* strategy [21] for this dataset splitting.

4.1.2 Evaluation Metric. For CTR tasks, we use AUC, UAUC, and GAUC [17] for offline evaluation. Additionally, we employ HitRate@K and NDCG@K [21] as primary metrics to evaluate the performance of generative tasks.

4.1.3 Implementation Details. **(1) Details of the DAS:** The MLLMs semantic embedding dimensions are $d_1=256$ for ads and $d_2=1024$ for users. In the RQ-VAE model, the number of codebooks L is 3, each codebook containing $N=512$ codes with a code embedding dimension d of 32. The loss weight coefficients are configured as follows: $\alpha=1$, $\beta=0.5$, and $\gamma=0.1$. **(2) Details of the CTR task:** The CTR model integrates SeNet[8] and MMoe[18], trained on 16 T4-GPUs using the AdamW[16] optimizer, with a learning rate of 1×10^{-4} and a batch size of 1024. Each SID sparse feature is represented by a 16-dimensional learnable embedding in the embedding table. **(3) Details of the generative task:** The generative model is developed based on the TIGER architecture, utilizing Google's T5 as the foundational model. Specifically, the architecture consists of an encoder-decoder structure, where both components are built from

Table 1: Offline Performance. The "Merge Features" column clearly differentiates between two experimental setups: "Yes" indicates that user and ad semantic features are merged within a single CTR model, while "No" indicates that they are used in two independent CTR models.

Alignment Mechanism	Model Variants	Merge Features	Enhanced User-Side Features			Enhanced Ad-Side Features		
			AUC	UAUC	GAUC	AUC	UAUC	GAUC
No	CTR Model	Yes	0.8037	0.7736	0.7422	0.8037	0.7736	0.7422
	+MLLMs Emb	No	0.8038	0.7738	0.7424	0.8038	0.7739	0.7425
	+SID (Raw RQ)	No	0.8041	0.7741	0.7426	0.8043	0.7743	0.7428
Two Stage	+ASID (LETTER)	No	0.8044	0.7746	0.7432	0.8046	0.7747	0.7432
One Stage	+ASID (Biased DAS)	No	0.8048	0.7749	0.7433	0.8050	0.7748	0.7434
	+ASID (Debiased DAS)	No	0.8050	0.7749	0.7434	0.8052	0.7753	0.7437
	+ASID (No-dual DAS)	Yes	0.8054	0.7757	0.7442	0.8054	0.7757	0.7442
	+ASID (Full DAS)	Yes	0.8061	0.7764	0.7448	0.8061	0.7764	0.7448

four stacked transformer layers, totaling 13 million parameters. The model was trained on four NVIDIA A800 GPUs over five days to achieve convergence.

4.2 Offline Performance

As shown in Table 1, we validate the effectiveness of DAS and its variants by enhancing the CTR model with auxiliary SID features, which solely utilize prefix-ngram ID-based feature settings, as defined in subsection 2.4.1(1).

The experimental setups are designed as follows: **(1) CTR Model:** We employ the online-serving CTR model as the baseline for all experiments, which is an MMoE architecture with SeNet and already incorporates an extensive set of features, including: ID-based features, sequential list-wise features, statistical bucketing features, and frozen multi-modal embeddings. **(2) +MLLMs Emb:** Raw MLLMs embeddings are directly used as auxiliary frozen dense features, which are concatenated with other feature embeddings as CTR model inputs. **(3) +SID (Raw RQ):** Refer to [35], SIDs are incorporated into the CTR model as auxiliary prefix-ngram sparse features, which are generated by quantizing MLLMs semantic embeddings via the raw RQ-VAE model. **(4) +ASID (LETTER):** It uses the two-stage alignment model (as shown in Fig. 2(a)) to generate aligned SIDs (ASID), similar to LETTER[28]. **(5) +ASID (Biased DAS):** Unlike +ASID (LETTER), we unify the quantization and CF models (without debiasing) into a jointly trained one-stage framework. **(6) +ASID (Debiased DAS):** Replaces CF-biased embeddings of the alignment module with debiased versions through the ICDM module. **(7) +ASID (No-dual DAS):** It integrates SIDs (generated via no-dual quantization models) from both user and ad sides as merged auxiliary features into a unified CTR model. **(8) +ASID (Full DAS):** It uses a unified dual alignment model to simultaneously generate SIDs for the user and ad sides, which are then fed into the CTR model.

Several key insights can be derived from Table 1: (i) One-stage methods outperform two-stage methods by jointly training the quantization and alignment models, thereby reducing information loss and enhancing representation consistency. (ii) +MLLM Emb slightly outperforms the CTR Model, suggesting that frozen MLLM semantic embeddings offer limited benefits due to their unlearnability. Conversely, +SID (Raw RQ) exceeds the CTR Model, highlighting the superior effectiveness of integrating MLLM embeddings into the CTR model in a quantized, sparse, and learnable manner. (iii)

+ASID (Debiased DAS) outperforms +ASID (Biased DAS), validating the ICDM module’s debiasing capability for CF embeddings and improving the alignment between semantic and CF representations, reducing popularity/conformity bias influence. (iv) +ASID (Full DAS) achieves statistically significant improvements over +ASID (No-dual DAS), demonstrating that MDAM’s dual-learning framework effectively aligns user and ad SID representations, thereby further improving CTR prediction accuracy.

We also conduct three experiments to evaluate the performance of various SIDs produced by DAS and its variants on the generative TIGER[21] task, as shown in Table 2: **(1) TIGER:** Standard sequential modeling uses raw user ID and no-aligned ad SID sequences (RQ-VAE[12]). **(2) TIGER+:** It uses raw user ID and DAS-aligned ad SID sequences. **(3) TIGER++:** Full dual alignment utilizes DAS-aligned user SID and ad SID sequences. Table 2 reveals two important findings: (i) TIGER+ outperforms TIGER, indicating that DAS’s alignment mechanism introduces collaborative signals that better link multi-modal content with user behavior, improving the prediction accuracy of next SIDs. (ii) TIGER++ exceeds TIGER+, suggesting that DAS’s hierarchical dual-aligned SID for users provides superior learning benefits compared to conventional user ID.

Table 2: Performance of ID Techniques in Generative Retrieval.

Methods	HR@5	HR@10	NG@5	NG@10
TIGER	0.02184	0.02701	0.01515	0.01712
TIGER+	0.02326	0.02957	0.01611	0.01804
TIGER++	0.02344	0.02973	0.01632	0.01838

4.3 In-depth Analysis

4.3.1 The effectiveness of MDAM. To verify the effectiveness of MDAM’s three alignment mechanisms (dual u2i, dual i2i/u2u, dual co-occurrence i2i/u2u contrastive alignment), we design two evaluation tasks: vector retrieval and downstream CTR prediction.

To evaluate whether the alignment mechanisms effectively integrate collaborative signals into SID, we design a $\langle u, i \rangle$ vector retrieval task using dot product similarity, evaluated by AUC and recall@100 on users’ actual ‘ad click’ behavior logs. Specifically, we perform the $\langle c_u^{int}, z_i \rangle$ task to verify the user’s collaborative signal integration in ad’s SID, where c_u^{int} is the user’s CF-debiased interest representation and z_i is the ad’s quantized SID representation. Similarly, the $\langle z_u, c_i^{pro} \rangle$ task is for the user side, where z_u is the user’s

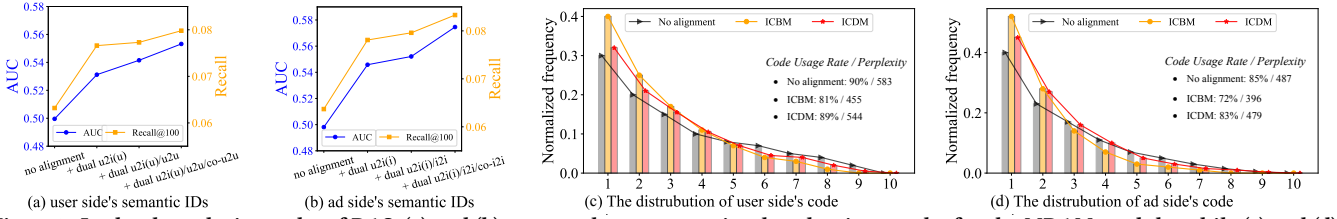


Figure 7: In-depth analysis results of DAS. (a) and (b) present the vector retrieval evaluation results for the MDAM module, while (c) and (d) illustrate the code assignment distribution, revealing the performance of the learned codebook.

quantized SID representation and c_i^{pro} is the ad's CF-debiased content representation. As shown in Fig. 7(a) and (b), the progressive stacking of multi-view alignment mechanisms induces successive performance improvements, highlighting their capability to maximize mutual information between the CF and SID representation.

To further evaluate the alignment mechanisms' capability, we also integrate the user SID and ad SID as auxiliary sparse features into the CTR model. Table 3 shows that DAS consistently outperforms its variants, confirming the effectiveness of the proposed multi-view alignment mechanisms.

Table 3: The ablation study of MDAM for CTR tasks

Model variants	AUC	UAUC	GAUC
DAS	0.8061	0.7764	0.7448
DAS w.o. dual u2i	0.8055	0.7757	0.7442
DAS w.o. dual i2i/u2u	0.8059	0.7761	0.7446
DAS w.o. dual co-i2i/u2u	0.8057	0.7760	0.7445

4.3.2 The Impact of ICDM. To evaluate the impact of CF debiasing in the ICDM module, we design three comparative experiments: (1) **No alignment:** Performs quantization using only the raw RQ-VAE without any alignment. (2) **ICBM:** Biased CF representations (c_u and c_i) are utilized during the alignment process. (3) **ICDM:** Debiased CF representations (c_u^{int} and c_i^{pro}) are used in the alignment process. As shown in Fig. 7(c) and (d), we visualize the distribution of code assignment for the first-level codebook by tokenizing user/ad embeddings with a trained tokenizer, then sorting the first codes by frequency into 10 groups (50 codes/group). Besides, we also calculate the code's usage rate and the perplexity of the first-level codebook [36].

Finally, we can observe that: (i) incorporating biased collaborative signals reduces code's usage rate and perplexity while simultaneously amplifying the long-tail effect. (ii) ICDM achieves a more uniform code distribution compared to ICBM, effectively mitigating popularity bias and enhancing codebook learning—resulting in superior code utilization rates and higher perplexity scores.

4.4 Online A/B Test

We conduct a multi-week online A/B test on the Kuaishou advertising platform, randomly assigning 10% of traffic (approximately 40+ million users), using **eCPM** (equivalent to revenue) as the primary metric. Rigorous experimentation demonstrates that the proposed DAS method achieves a statistically significant **3.48%** improvement in eCPM in all advertising scenarios, with even greater gains of **8.98%** observed in cold-start scenarios.

The total revenue benefits from two experimental components:

For Traditional discriminative RS models: As summarized in

section 2.4.1, we design four SID-enhanced features to enhance the performance of the retrieval, coarse ranking, and ranking models in pipelines. Together, these features achieve a significant improvement in eCPM **2.69%** across various advertising scenarios, highlighting the value of DAS's remarkable practicality in improving online advertising revenue. **For generative RS models:** Top-k SID predictions from TIGER++ to develop two practical deployment strategies for online advertising RS, as summarized in section 2.4.2. This experiment also achieves a remarkable eCPM gain of **0.79%**, further validating DAS's effectiveness when integrated into generative recommendation architectures. The DAS method currently serves more than 400 million daily active users and is being progressively extended to additional application scenarios.

5 RELATED WORK

The recommendation models can be broadly categorized into two major classes: discriminative and generative approaches[13]. In discriminative RS models, multi-modal content is typically incorporated using two main approaches: (1) Direct multi-modal representation fusion: This approach involves aligning and fusing multi-modal representations to construct frozen feature embeddings that can be utilized in downstream models. Representative methods in this category include [1, 15, 23, 32]. (2) Discretization of multi-modal representations: In this approach, multi-modal representations are discretized into semantic IDs using various discretization techniques, and these IDs are treated as learnable features for model input [14, 17, 24, 35]. With rapid advancements in LLM technologies, generative solutions based on the discretization of multi-modal representations into semantic IDs have gained significant traction [10, 21, 25, 28, 31, 34]. Among these, quantization methods such as RQ-VAE[12] have become widely adopted to discretize multi-modal content into IDs. Other quantization techniques, including those proposed in [3, 4, 7, 26], are also extensively explored. To enhance the alignment of multi-modal content with downstream tasks, alignment processes are often required either prior to or during the quantization stage. These alignment techniques aim to optimize the representation for task-specific objectives[5, 20, 22, 30].

6 CONCLUSION

We propose DAS, a one-stage framework that co-optimizes SID generation and CF modeling via joint quantization-alignment training. DAS maximizes SID-CF signal mutual information through: (1) ID-based CF debiasing module and (2) Multi-view dual-aligned strategies (u2i, i2i/u2u, co-occur i2i/u2u). By synchronizing user-ad dual quantizations, DAS enhances alignment precision. Experiments demonstrate significant offline/online gains for both discriminative and generative tasks, deployed at Kuaishou serving 400M+ DAU.

REFERENCES

- [1] Jianly Chen, Shitao Xiao, Peitian Zhang, Kun Luo, Defu Lian, and Zheng Liu. 2024. Bge m3-embedding: Multi-lingual, multi-functionality, multi-granularity text embeddings through self-knowledge distillation. *arXiv preprint arXiv:2402.03216* (2024).
- [2] Zhihong Chen, Jiawei Wu, Chenliang Li, Jingxu Chen, Rong Xiao, and Binqiang Zhao. 2022. Co-training disentangled domain adaptation network for leveraging popularity bias in recommenders. In *Proceedings of the 45th International ACM SIGIR conference on research and development in information retrieval*. 60–69.
- [3] Patrick Esser, Robin Rombach, and Bjorn Ommer. 2021. Taming transformers for high-resolution image synthesis. In *Proceedings of the IEEE/CVF conference on computer vision and pattern recognition*. 12873–12883.
- [4] R. Gray. 1984. Vector quantization. *IEEE ASSP Magazine* 1, 2 (1984), 4–29. <https://doi.org/10.1109/MASSP.1984.1162229>
- [5] Kaiming He, Xinlei Chen, Saining Xie, Yanghao Li, Piotr Dollár, and Ross Girshick. 2022. Masked autoencoders are scalable vision learners. In *Proceedings of the IEEE/CVF conference on computer vision and pattern recognition*. 16000–16009.
- [6] Kaiming He, Haoqi Fan, Yuxin Wu, Saining Xie, and Ross Girshick. 2020. Momentum contrast for unsupervised visual representation learning. In *Proceedings of the IEEE/CVF conference on computer vision and pattern recognition*. 9729–9738.
- [7] Yupeng Hou, Zhankui He, Julian McAuley, and Wayne Xin Zhao. 2023. Learning vector-quantized item representation for transferable sequential recommenders. In *Proceedings of the ACM Web Conference 2023*. 1162–1171.
- [8] Jie Hu, Li Shen, and Gang Sun. 2018. Squeeze-and-excitation networks. In *Proceedings of the IEEE conference on computer vision and pattern recognition*. 7132–7141.
- [9] Po-Sen Huang, Xiaodong He, Jianfeng Gao, Li Deng, Alex Acero, and Larry Heck. 2013. Learning deep structured semantic models for web search using clickthrough data. In *Proceedings of the 22nd ACM international conference on Information & Knowledge Management*. 2333–2338.
- [10] Jian Jia, Jingtong Gao, Ben Xue, Junhao Wang, Qingpeng Cai, Quan Chen, Xianguyu Zhao, Peng Jiang, and Kun Gai. 2025. From principles to applications: A comprehensive survey of discrete tokenizers in generation, comprehension, recommendation, and information retrieval. *arXiv preprint arXiv:2502.12448* (2025).
- [11] Thomas N Kipf and Max Welling. 2016. Semi-supervised classification with graph convolutional networks. *arXiv preprint arXiv:1609.02907* (2016).
- [12] Doyup Lee, Chiheon Kim, Saehoon Kim, Minsu Cho, and Wook-Shin Han. 2022. Autoregressive image generation using residual quantization. In *Proceedings of the IEEE/CVF Conference on Computer Vision and Pattern Recognition*. 11523–11532.
- [13] Lei Li, Yongfeng Zhang, Dugang Liu, and Li Chen. 2023. Large language models for generative recommendation: A survey and visionary discussions. *arXiv preprint arXiv:2309.01157* (2023).
- [14] Qijiong Liu, Hengchang Hu, Jiahao Wu, Jieming Zhu, Min-Yen Kan, and Xiaoming Wu. 2024. Discrete Semantic Tokenization for Deep CTR Prediction. In *Companion Proceedings of the ACM on Web Conference 2024*. 919–922.
- [15] Yifan Liu, Kangning Zhang, Xiangyuan Ren, Yanhua Huang, Jiarui Jin, Yingjie Qin, Ruilong Su, Ruiwen Xu, Yong Yu, and Weinan Zhang. 2024. AlignRec: Aligning and Training in Multimodal Recommendations. In *Proceedings of the 33rd ACM International Conference on Information and Knowledge Management*. 1503–1512.
- [16] I Loshchilov. 2017. Decoupled weight decay regularization. *arXiv preprint arXiv:1711.05101* (2017).
- [17] Xinchun Luo, Jiangxia Cao, Tianyu Sun, Jinkai Yu, Rui Huang, Wei Yuan, Hezheng Lin, Yichen Zheng, Shiyao Wang, Qigen Hu, et al. 2024. QARM: Quantitative Alignment Multi-Modal Recommendation at Kuaishou. *arXiv preprint arXiv:2411.11739* (2024).
- [18] Jiaqi Ma, Zhe Zhao, Xinyang Yi, Jilin Chen, Lichan Hong, and Ed H Chi. 2018. Modeling task relationships in multi-task learning with multi-gate mixture-of-experts. In *Proceedings of the 24th ACM SIGKDD international conference on knowledge discovery & data mining*. 1930–1939.
- [19] Qi Pi, Guorui Zhou, Yujing Zhang, Zhe Wang, Lejian Ren, Ying Fan, Xiaoqiang Zhu, and Kun Gai. 2020. Search-based user interest modeling with lifelong sequential behavior data for click-through rate prediction. In *Proceedings of the 29th ACM International Conference on Information & Knowledge Management*. 2685–2692.
- [20] Zekun Qi, Runpei Dong, Guofan Fan, Zheng Ge, Xiangyu Zhang, Kaisheng Ma, and Li Yi. 2023. Contrast with reconstruct: Contrastive 3d representation learning guided by generative pretraining. In *International Conference on Machine Learning*. PMLR, 28223–28243.
- [21] Shashank Rajput, Nikhil Mehta, Anima Singh, Raghunandan Hulikal Keshavan, Trung Vu, Lukasz Heldt, Lichan Hong, Yi Tay, Vinh Tran, Jonah Samost, et al. 2023. Recommender systems with generative retrieval. *Advances in Neural Information Processing Systems* 36 (2023), 10299–10315.
- [22] Xubin Ren, Wei Wei, Lianghao Xia, Lixin Su, Suqi Cheng, Junfeng Wang, Dawei Yin, and Chao Huang. 2024. Representation learning with large language models for recommendation. In *Proceedings of the ACM on Web Conference 2024*. 3464–3475.
- [23] Xiang-Rong Sheng, Feifan Yang, Litong Gong, Biao Wang, Zhangming Chan, Yujing Zhang, Yueyao Cheng, Yong-Nan Zhu, Tiezheng Ge, Han Zhu, et al. 2024. Enhancing Taobao Display Advertising with Multimodal Representations: Challenges, Approaches and Insights. In *Proceedings of the 33rd ACM International Conference on Information and Knowledge Management*. 4858–4865.
- [24] Anima Singh, Trung Vu, Nikhil Mehta, Raghunandan Keshavan, Maheswaran Sathiamoorthy, Yilin Zheng, Lichan Hong, Lukasz Heldt, Li Wei, Devansh Tandon, et al. 2024. Better generalization with semantic ids: A case study in ranking for recommendations. In *Proceedings of the 18th ACM Conference on Recommender Systems*. 1039–1044.
- [25] Carmen Tanner, Adrian Brügger, Susan van Schie, and Carmen Leberz. 2015. Actions speak louder than words. *Zeitschrift für Psychologie/Journal of Psychology* (2015).
- [26] Aaron Van Den Oord, Oriol Vinyals, et al. 2017. Neural discrete representation learning. *Advances in neural information processing systems* 30 (2017).
- [27] Ruoxi Wang, Bin Fu, Gang Fu, and Mingliang Wang. 2017. Deep & cross network for ad click predictions. In *Proceedings of the ADKDD'17*. 1–7.
- [28] Wenjie Wang, Honghui Bao, Xinyu Lin, Jizhi Zhang, Yongqi Li, Fuli Feng, See-Kiong Ng, and Tat-Seng Chua. 2024. Learnable item tokenization for generative recommendation. In *Proceedings of the 33rd ACM International Conference on Information and Knowledge Management*. 2400–2409.
- [29] Ben Xue, Shenghui Ran, Quan Chen, Rongfei Jia, Binqiang Zhao, and Xing Tang. 2022. Dccf: Deep comprehensible color filter learning framework for high-resolution image harmonization. In *European Conference on Computer Vision*. Springer, 300–316.
- [30] Xihong Yang, Heming Jing, Zixing Zhang, Jindong Wang, Huakang Niu, Shuaiqiang Wang, Yu Lu, Junfeng Wang, Dawei Yin, Xinwang Liu, et al. 2024. Darec: A disentangled alignment framework for large language model and recommender system. *arXiv preprint arXiv:2408.08231* (2024).
- [31] Jun Yin, Zhengxin Zeng, Mingzheng Li, Hao Yan, Chaozhao Li, Weihao Han, Jianjin Zhang, Ruochen Liu, Allen Sun, Denvy Deng, et al. 2024. Unleash LLMs Potential for Recommendation by Coordinating Twin-Tower Dynamic Semantic Token Generator. *arXiv preprint arXiv:2409.09253* (2024).
- [32] Jinghao Zhang, Yanqiao Zhu, Qiang Liu, Shu Wu, Shuhui Wang, and Liang Wang. 2021. Mining latent structures for multimedia recommendation. In *Proceedings of the 29th ACM international conference on multimedia*. 3872–3880.
- [33] Wei Qi Zhao, Dian Tang, Xin Chen, Dawei Lv, Daoli Ou, Biao Li, Peng Jiang, and Kun Gai. 2023. Disentangled causal embedding with contrastive learning for recommender system. In *Companion Proceedings of the ACM Web Conference 2023*. 406–410.
- [34] Bowen Zheng, Yupeng Hou, Hongyu Lu, Yu Chen, Wayne Xin Zhao, Ming Chen, and Ji-Rong Wen. 2024. Adapting large language models by integrating collaborative semantics for recommendation. In *2024 IEEE 40th International Conference on Data Engineering (ICDE)*. IEEE, 1435–1448.
- [35] Carolina Zheng, Minhui Huang, Dmitrii Pedchenko, Kaushik Rangadurai, Siyu Wang, Gaby Nahum, Jie Lei, Yang Yang, Tao Liu, Zutian Luo, et al. 2025. Enhancing Embedding Representation Stability in Recommendation Systems with Semantic ID. *arXiv preprint arXiv:2504.02137* (2025).
- [36] Chuanxia Zheng and Andrea Vedaldi. 2023. Online clustered codebook. In *Proceedings of the IEEE/CVF International Conference on Computer Vision*. 22798–22807.
- [37] Yu Zheng, Chen Gao, Xiang Li, Xiangnan He, Yong Li, and Depeng Jin. 2021. Disentangling user interest and conformity for recommendation with causal embedding. In *Proceedings of the Web Conference 2021*. 2980–2991.
- [38] Guorui Zhou, Xiaoqiang Zhu, Chenru Song, Ying Fan, Han Zhu, Xiao Ma, Yanghui Yan, Junqi Jin, Han Li, and Kun Gai. 2018. Deep interest network for click-through rate prediction. In *Proceedings of the 24th ACM SIGKDD international conference on knowledge discovery & data mining*. 1059–1068.