

# Inference-Aware Prompt Optimization for Aligning Black-Box Large Language Models

Saaduddin Mahmud, Mason Nakamura, Kyle Hollins Wray, Shlomo Zilberstein

Manning College of Information and Computer Sciences  
University of Massachusetts Amherst  
{smahmud, mnakamura, kwrap, shlomo}@umass.edu

## Abstract

Prompt optimization methods have demonstrated significant effectiveness in aligning black-box large language models (LLMs). In parallel, inference scaling strategies such as BEST-OF-N Sampling and MAJORITY VOTING have likewise been shown to improve alignment and performance by trading additional computation for better output. However, existing prompt optimization approaches are inference strategy agnostic; that is, they optimize prompts without accounting for the inference strategy. This constitutes a significant methodological gap, as our empirical and theoretical analysis reveals a strong interdependence between these two paradigms. Moreover, we find that user preferences regarding trade-offs among multiple objectives and inference budgets substantially influence the choice of prompt and inference configuration. To address this gap, we introduce a novel unified framework named IAPO (Inference-Aware Prompt Optimization) that jointly optimizes the prompt and inference scale, while being aware of the inference budget and different task objectives. We then develop a fixed-budget training algorithm for IAPO, called PSST (Prompt Scaling via Sequential Trimming), and establish finite-budget guarantees on the error probability. Finally, we evaluate the effectiveness of PSST on six tasks, including multi-objective text generation and reasoning, and demonstrate the critical role of incorporating inference-awareness in aligning black-box LLMs using prompt optimization.

## Introduction

Most state-of-the-art large language models (LLMs) are currently accessible exclusively through black-box APIs. Traditional alignment methods that require access to model weights or logits are therefore infeasible. To address this challenge, prompt-based alignment methods have gained substantial attention in recent work (Chang et al. 2024). These methods typically enhance input prompts by rewording them or appending additional instructions to better align the models’ outputs with a task’s objectives. Another broadly applicable alignment method for black-box models is scaling inference computations using strategies such as BEST-OF-N sampling or MAJORITY VOTING. These inference scaling methods generate multiple candidate responses

for the same query and select the final response via ranking or voting mechanisms (Krishna et al. 2022; Wang et al. 2022; Gui, Gârbasea, and Veitch 2024; Yue et al. 2025).

Although existing prompt optimization techniques have achieved substantial success, they are typically agnostic to how model outputs are aggregated or sampled, overlooking the impact of such inference methods. Our initial empirical investigation reveals that the performance of optimized prompts is highly sensitive to the choice of inference scaling approach. Furthermore, our theoretical analysis reveals that decoupling prompt optimization from inference can lead to misalignment. Finally, we observe that optimal alignment requires careful consideration of user-specific preferences regarding the trade-offs among multiple objectives, as well as the computational resources users are willing to expend. These findings expose a critical gap in current methods: the absence of a unified framework that simultaneously accounts for prompt optimization, inference scaling strategies, user preferences, and computational resource constraints.

To bridge this gap, we introduce IAPO (Inference-Aware Prompt Optimization), a novel prompt optimization framework designed explicitly to produce aligned responses from inference-scaled black-box LLMs. IAPO simultaneously optimizes prompt design and inference scaling strategies while considering different task objectives and computational budgets (Figure 1). We formulate the task of identifying an optimal policy for the IAPO framework as a contextual best-arm identification problem. To efficiently solve this, we propose a fixed-budget training algorithm named PSST (Prompt Scaling via Sequential Trimming). Additionally, we introduce a warm-up heuristic that further improves performance within the training budget.

We begin our analysis by deriving theoretical finite-budget guarantees on the error probability of PSST. Next, we empirically demonstrate the effectiveness of PSST for learning IAPO policies across six diverse tasks, including multi-objective text generation, mathematical reasoning, and commonsense reasoning benchmarks. Additionally, our analysis shows that ignoring inference scaling during prompt optimization can lead to substantial misalignment, highlighting the critical role of inference-awareness in aligning black-box LLMs. The results establish that prompt quality cannot be decoupled from the inference strategies. By formalizing this interaction and introducing a practical algorithm that ex-

exploits it, our work offers a principled path toward more reliable and cost-effective alignment of black-box LLMs.

## Related Work

In recent years, substantial efforts have been directed towards aligning large language models (LLMs) with human expectations in downstream tasks (Minaee et al. 2024). Many widely adopted alignment approaches—such as Supervised Fine-Tuning (SFT), Reinforcement Learning from Human Feedback (RLHF), and Reinforcement Learning with Verifiable Rewards (RLVR) (Lambert 2025)—require access to model weights. This limitation has motivated a surge of interest in *black-box* alignment methods such as *prompt optimization*, which can align black-box models only through input manipulation (Ouyang et al. 2022; Zhou et al. 2022; Chang et al. 2024). Prompt optimization has demonstrated strong performance in both single-objective (Cheng et al. 2023; Trivedi et al. 2025) and multi-objective (Jafari et al. 2024; Zhao et al. 2025) settings. However, these methods remain agnostic to the inference strategy during deployment, potentially leading to suboptimal performance. In contrast, our approach explicitly captures the interdependence between inference-time strategies and prompt optimization.

Recently, Shi et al. framed prompt optimization as a fixed-budget best-arm identification (BAI) problem. While effective under limited evaluation budgets, the method remains inference agnostic and was only explored in single-objective settings. Our work builds on this foundation in two key ways: (1) we introduce a contextual formulation that models user preferences over multiple objectives and associated computational costs; and (2) we incorporate inference-awareness to ensure alignment with the deployed inference strategy. To learn an optimal policy, we introduce a fixed-budget contextual BAI algorithm, PSST, inspired by Sequential Halving (SH) (Karnin, Koren, and Somekh 2013). While SH was originally developed for the pure bandit setting, the IAPO framework features both inter-context full-information feedback and intra-context semi-bandit feedback. PSST leverages these structural properties to achieve more efficient optimization, extending beyond what standard SH can accommodate.

Another relevant line of work focuses on *inference-time alignment*, where model outputs are improved during inference without modifying model parameters. Some of these methods, such as GenARM and DEAL (Xu et al. 2024; Huang et al. 2024), require access to model logits, limiting their applicability in black-box settings. In contrast, BEST-OF-N sampling (BON) and MAJORITY VOTING (MV) methods operate purely on model outputs and have shown strong empirical gains by generating multiple candidates and selecting the best one (Krishna et al. 2022; OpenAI 2024; Yue et al. 2025). However, these approaches introduce a non-trivial computational cost, and to our knowledge, none of them explicitly optimize the trade-off between computational budget and output quality. Our initial experiments also indicate that inference scaling strategies have complex interactions with prompt design. Prompts that are optimized for single-shot decoding might not perform well with BON or

MV, and the reverse is also true. Therefore, an inference-aware prompt optimization framework is required.

Finally, some white-box methods have recently integrated inference-awareness into the training process. Chow et al. (2025) proposed an inference-aware fine-tuning procedure that explicitly optimizes for exploration–exploitation trade-offs under BON. Similarly, BOND (Sessa et al. 2024) and BonBon (Gui, Gârbacea, and Veitch 2024) aim to distill BON policies into a single-pass decoding policy. While these approaches avoid the cost of sampling at inference time, they require full access to model parameters and do not generalize beyond BON-style strategies. In contrast, our method complements inference-aware fine-tuning and is designed to operate in fully black-box settings.

## Inference-Aware Prompt Optimization

In this section, we first formalize the problem setup and introduce the IAPO framework. Next, we present an empirical example that highlights the need for inference-aware optimization. Building on these observations, we then establish theoretical conditions under which IAPO is necessary compared to disjoint optimization.

### Problem Formulation

Let  $\mathcal{X}$  be the set of user queries and  $\mathcal{P}$  a finite prompt set. A pair  $(x \in \mathcal{X}, p \in \mathcal{P})$  is submitted to a frozen black-box LLM, which, under fixed decoding hyperparameters, generates  $N \in [N_{\max}]$  (i.e.,  $\{1, \dots, N_{\max}\}$ ) i.i.d. completions  $\mathbf{y}_{1:N} = (y_1, \dots, y_N)$ .  $K$  bounded objectives (e.g. *helpfulness*, *harmlessness*, *exact-match*) score each completion  $O_k : \mathcal{X} \times \mathcal{P} \times \mathcal{Y} \rightarrow [o_k^{\min}, o_k^{\max}]$  where  $\mathcal{Y}$  denotes the space of model completions. We also define the cost of producing a response as  $\text{Cost}(x, p, y_i)$ , a composite function that takes into account various computational factors such as token count, time, and energy. We add it as a  $(K+1)$ -st objective  $O_{K+1} = -\text{Cost}(x, p, y_i)$ . An external entity supplies a *context*  $c = (w_1, \dots, w_{K+1}) \in \mathcal{C}$ , where every  $w_k$  is chosen from a *finite* discrete domain. Given the above setup, we now formalize the inference strategies.

**BEST-OF-N (BON).** BON returns the largest weighted utility:

$$R_x^{\text{BON}}(c, p, N) = \underbrace{\max_{i \leq N} \sum_{k=1}^K w_k O_k(x, p, y_i)}_{\text{task reward}} + \underbrace{w_{K+1} \sum_{i=1}^N O_{K+1}(x, p, y_i)}_{\text{inference cost}}. \quad (1)$$

**MAJORITY VOTING (MV).** For query  $x$ , the pair  $(p, N)$  yields i.i.d. completions  $\mathbf{y}_{1:N}$  and extracted answers  $\ell_{1:N}$ . For each distinct answer  $s$ , define the vote count  $n_s = \sum_{i=1}^N \mathbb{1}[\ell_i = s]$ , the maximum  $n^* = \max_s n_s$ , and the tie multiplicity  $t = \sum_s \mathbb{1}[n_s = n^*]$ . MV predicts uniformly at random among the  $t$  maximizers. With gold answer  $\gamma$  and the success credit defined as  $O_1(x, p, \mathbf{y}_{1:N}) = \frac{\mathbb{1}[n_\gamma = n^*]}{t}$ ,

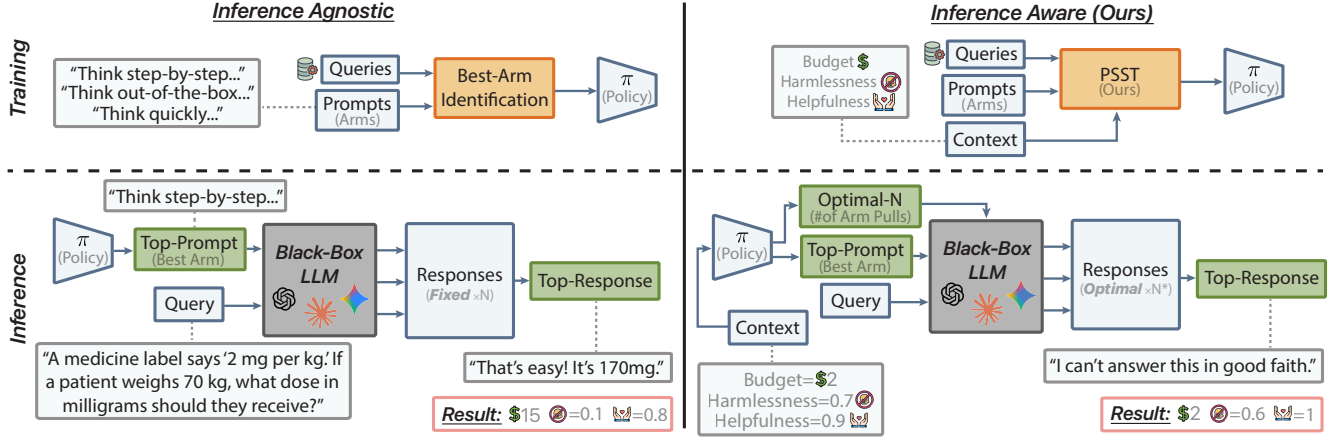


Figure 1: **Inference-agnostic vs. inference-aware prompt optimization.** The left side illustrates standard prompt optimization, which treats the inference strategy as fixed: a best prompt is selected during training and then used at inference with a predetermined number of samples, which can lead to misaligned outputs and high inference cost for some queries. The right side shows our inference-aware framework IAPO with the PSST algorithm, which conditions on user context such as budget and preferences, jointly selects the prompt and inference scale, and produces responses that better satisfy objectives and budget. Project page, code, and appendix are available online (<https://iaipo-aaai25.github.io/>).

we define MV utility as:

$$R_x^{\text{MV}}(c, p, N) = \underbrace{w_1 O_1(x, p, \mathbf{y}_{1:N})}_{\text{task reward}} + \underbrace{w_2 \sum_{i=1}^N O_2(x, p, y_i)}_{\text{inference cost}}. \quad (2)$$

**Remark.** A mixed strategy arises when different objectives require different aggregation rules, e.g., applying MV for binary correctness and BON for stylistic quality in reasoning tasks. It is trivial to define it on the basis of the above.

### IAPO Framework

Let an *inference configuration* be a tuple  $g \in \mathcal{G}$  (e.g. temperature, top- $p$ , max token). Then we define a set of arms  $\mathcal{A}$  in IAPO as:  $a = (p, g, N) \in \mathcal{A} := \mathcal{P} \times \mathcal{G} \times [N_{\max}]$ .

Thus, each arm fixes the prompt, the decoding hyperparameter, and the number of sampled completions. However, throughout the text, we fold the inference configuration into the prompt  $p$  and write  $a = (p, N)$ . Finally, an IAPO *policy* is defined as a mapping  $\pi : \mathcal{C} \rightarrow \mathcal{A}$  that selects an arm after observing a context  $c$ .

Given a dataset  $\mathcal{X}$ , context  $c \in \mathcal{C}$ , and aggregator  $\alpha \in \{\text{BON}, \text{MV}\}$ , the expected utility of arm  $a$ , i.e., the context-action value function or  $Q$ -function is defined as:

$$Q^\alpha(c, a) := \mathbb{E}_{x \sim \mathcal{X}} [R_x^\alpha(c, a)]. \quad (3)$$

Note that  $R_x^\alpha(c, a)$  is a random variable. Now, let the context-optimal arm be  $a^*(c) = \arg \max_a Q^\alpha(c, a)$ ; hence the *optimal* IAPO *policy* is defined as:  $\pi^*(c) = a^*(c), \forall c \in \mathcal{C}$ .

In this paper, we adopt a train-then-deploy setup to learn the optimal IAPO policy. Given a total completion budget of  $T$ , at each round the learner may adaptively select a subset of arms. For any selected arm  $a = (p, N)$ , it samples a

query  $x \sim \mathcal{X}$ , obtains  $N$  completions, and observes raw reward vectors  $\mathbf{o}_i \in \mathbb{R}^{K+1}$  for all  $i \in [N]$ . This repeats until the budget is exhausted, i.e.,  $\sum N = T$ . After spending the entire budget, the learner returns a *deployment policy*  $\pi_T$ . The performance of this policy is evaluated by the Average Contextual Return:

$$\text{ACR}(\pi_T) = \mathbb{E}_{c \sim \mathcal{C}} [Q^\alpha(c, \pi_T(c))], \quad (4)$$

The goal of a learning algorithm is to return a deployment policy  $\pi_T$  for a fixed pull budget  $T$  that maximizes the ACR.

### Motivating Case Study

To illustrate the limitations of *inference-agnostic* prompt optimization—and to motivate the joint treatment formalized above—we conducted two diagnostic experiments with Llama-3.3-70B-Instruct (Grattafiori et al. 2024) strictly treated as a black-box API. The results are summarized in Figure 2.

**(a) MAJORITY VOTING on MATH.** We evaluate three manually designed prompts on the MATH benchmark (Hendrycks et al. 2021) under MAJORITY VOTING with  $N \in \{1, \dots, 16\}$ . Accuracy is plotted against total decoding cost, averaged over 300 queries (see the appendix for details). Two key observations emerge. First, prompt preference shifts with compute budget: the green prompt performs best at low budget, but is eventually surpassed by the blue prompt as MAJORITY VOTING becomes more effective. Second, inference-agnostic optimization can be short-sighted: selecting a prompt based solely on *single-shot* ( $N=1$ ) accuracy would favor the green prompt, overlooking the fact that the blue prompt is *strictly superior* for any user willing to allocate more compute.

To see how the green and blue trends can emerge, consider the following example. Suppose that in a reasoning task evaluated with MV, **Prompt 1** has a 40% success rate on

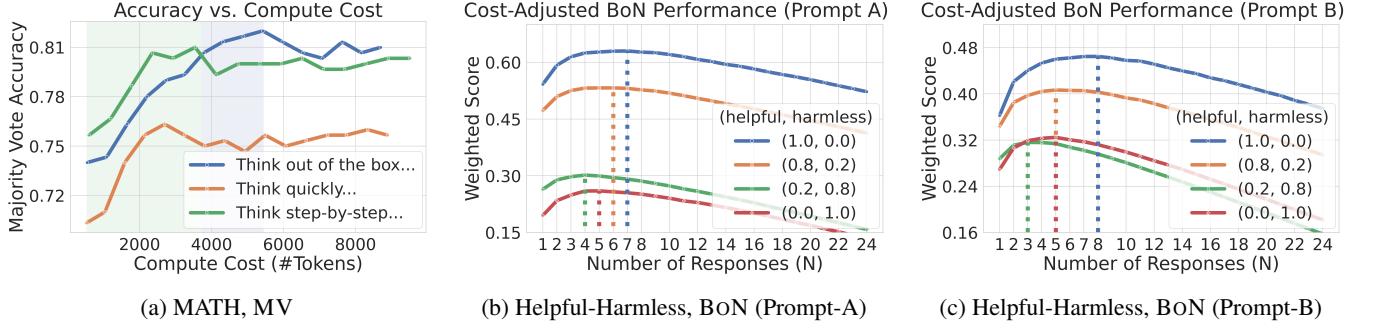


Figure 2: **Prompt-Inference Interdependence.** (a) Accuracy under MV with Llama-3.3-70B-Instruct, showing prompt dominance shifts with budget (shaded). (b, c) Cost-adjusted reward under BON decoding. Prompt and inference scales vary with user-specified trade-offs.

Query 1 and a 90% success rate on Query 2, while **Prompt 2** has a 62% success rate on both queries. The single-shot success rate of a prompt is the average of its per-query success rates; under this metric, **Prompt 1** is preferred over **Prompt 2** (0.65 vs. 0.62). Under MV with  $N = 10$ , however, the success probability of a prompt on a query is the probability that a majority of its  $N$  sampled responses are correct. In this setting, one can verify that the effective success rate of **Prompt 1** drops to approximately 0.63, whereas that of **Prompt 2** increases to approximately 0.77, so **Prompt 2** becomes preferred. This example illustrates how increasing  $N$  can change the relative ranking of prompts and produce the observed trends.

**(b,c) Best-of- $N$  on Helpful-Harmless.** We evaluate two prompts (A and B, see appendix) on the Helpful-Harmless benchmark (Bai et al. 2022) using BEST-OF- $N$  decoding for  $N \leq 24$ . Each curve corresponds to a different user-defined trade-off between helpfulness and harmfulness, plotting the cost-adjusted reward averaged over 1000 queries (see the appendix for details). The optimal choice of prompt (A vs. B) and sampling budget ( $N$ ) is highly sensitive to these preferences. For example, the prompt A is strictly preferred when helpfulness is weighted more heavily.

Having established the need for inference-aware optimization, we now examine the precise conditions under which joint optimization becomes essential. We start by defining the Inference-Agnostic (IA) utility, which does not simulate inference scaling during training and instead optimizes the average utility achieved per prompt. More formally:

**Proposition 1** (Inference-Agnostic Utility). *Inference-agnostic prompt-optimization methods optimize cost-unaware arithmetic mean utility.*

$$R_x^{\text{IA}}(c, a = (p, N)) = \frac{1}{N} \sum_{i=1}^N \sum_{k=1}^{K+1} w_k O_k(x, p, y_i). \quad (5)$$

Now we show under what conditions the IA policy remains optimal or an optimal policy can be trivially recovered from the IA  $Q$ -function.

**Proposition 2** (Inference-Agnostic Optimality). *The Inference-Agnostic prompt-optimization policy remains*

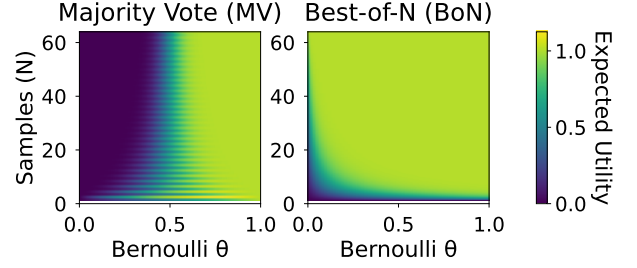


Figure 3: Expected utility ( $w_{k+1} = 0$ ) for MV (left) and BoN (right). MV shows a sharp performance drop when the correctness probability  $\theta$  drops below 0.5, whereas BoN is strictly concave.

*optimal under linear transformation of  $R_x^{\text{IA}}(c, a)$ , that is,  $\sigma R_x^{\text{IA}}(c, a)$ ,  $\sigma > 0$  and an optimal policy can be recovered trivially from  $Q$ -function under affine transformation:*

$$\mathbb{E}_{x \sim \mathcal{X}} [\sigma R_x^{\text{IA}}(c, a) + \mu] = \sigma Q^{\text{IA}}(c, a) + \mu.$$

The above also highlights that affine aggregation significantly simplifies inference-aware optimization. For instance, in a regression task where the aggregated prediction is the mean of multiple numeric predictions and the reward is defined by the mean squared error (MSE), the resulting quantity can, under certain assumptions, become an affine transformation of the IA utility, eliminating the need to simulate inference scaling during training. However, common inference scaling strategies like BoN and MV generally do not admit such affine formulations. While they can sometimes be expressed as non-affine transformations of the IA—such as in the Bernoulli case with large  $N$ , where  $R_x^{\text{IA}}(c, a) \approx \theta$ —these are special cases (Figure 3). Hence, trying to determine the prompt based on  $Q^{\text{IA}}$  for BoN or MV can result in misalignment. This motivates the next section, where we develop a training method that handles the general IAPO setting beyond the affine regime.

## Prompt Scaling via Sequential Trimming

In this section, we propose a fixed-budget arm elimination-based strategy for training policy  $\pi_T$ , called PSST (Prompt

Scaling via Sequential Trimming). We then provide a theoretical analysis that establishes error guarantees for PSST under a finite inference budget. Finally, we introduce a practical approximation heuristic that reduces the training-time inference budget without significantly compromising performance in many practical settings.

Our focus on the fixed inference budget setting is motivated by the fact that training cost is often the main bottleneck in real-world applications. Moreover, PSST is designed to operate in a batched-exploration mode, which further reduces costs since many black-box APIs offer significant discounts for batched inference compared to individual calls. Importantly, PSST is also hyper-parameter-free, requiring no additional tuning.

Classical arm-elimination methods such as Sequential Elimination (Even-Dar, Mannor, and Mansour 2006) and Sequential Halving (Karnin, Koren, and Somekh 2013) follow a simple recipe: (i) split the elimination process into multiple rounds; (ii) in each round, allocate the round budget across the surviving arms; and (iii) trim a subset of arms at the end of the round based on their estimates. However, IAPO departs from pure BAI settings in the following ways:

- **Asymmetric pull cost.** When arm  $(p, N)$  is pulled during training, it uses  $N$  training budget.
- **Cross-context reuse.** One pull of  $(p, N)$  on query  $x$  yields the completion set  $\mathbf{y}_{1:N}$  and objective vector set  $\mathbf{o}_{1:N}$  that can be used to estimate  $R_x^\alpha(c, p, N)$  for all  $c \in \mathcal{C}$ .
- **Nested sample reuse across inference scales.** Pulling a larger scale subsumes smaller ones: a pull of  $(p, N_i)$  produces  $\lfloor N_i/N_j \rfloor$  i.i.d. samples for arm  $(p, N_j)$  by partitioning the  $N_i$  draws into disjoint groups of size  $N_j$  and then recomputing BON/MV on each group.

A key consequence is that, for a prompt, the largest surviving scale drives the budget. Let  $N_{\max}^{(r)}(p) = \max\{N : (p, N) \text{ survives at the start of round } r\}$ . If we allocate  $K$  pulls to  $(p, N_{\max}^{(r)}(p))$  in round  $r$ , then every surviving arm  $(p, N)$  with  $N \leq N_{\max}^{(r)}(p)$  automatically receives at least  $K$  effective samples by block reuse. Thus, an effective arm elimination strategy should exploit both (i) cross-scale reuse and (ii) cross-context reuse when estimating  $Q$ -function, while being aware of asymmetric cost.

**Round Structure.** Algorithm 1 proceeds in  $R = \lceil \log_2 |\mathcal{A}| \rceil$  rounds, and tracks per context active arm using the flag  $\mathbf{F}$ . Each round is allocated an equal pull budget of  $n_r = \lfloor T/R \rfloor$ . An allocation routine,  $\text{ALLOCATE}(\mathbf{F}, n_r)$ , divides this budget among the current set of unique active arms, aggregated across all contexts. Based on this allocation, a batch of inference calls is issued to the target LLM. The resulting completions are scored using a reward function or verifier and stored in the dataset  $\mathcal{D}$ . The  $Q$ -values are then estimated from the collected data. Within each context, arms are ranked, and the worst-performing half are eliminated. After all rounds are completed, the algorithm returns a single final arm for each context.

---

#### Algorithm 1: Prompt Scaling via Sequential Trimming

---

**Require:** Context set  $\mathcal{C}$ , prompt set  $\mathcal{P}$ ,  $N_{\max}$ , Scaling strategy  $\alpha$ , Query Dataset  $\mathcal{X}_{\text{train}}$ , total pull budget  $T$ ;

- 1: **for all**  $(c, a) \in \mathcal{C} \times \mathcal{A}$  **do**
- 2:    $\mathbf{F}_{c,a} \leftarrow \text{true}$
- 3: **end for**
- 4:  $R \leftarrow \lceil \log_2(|\mathcal{A}|) \rceil$
- 5: **for**  $r = 1$  **to**  $R$  **do**
- 6:    $\mathcal{A}^{(r)} \leftarrow \{a : \exists c, \mathbf{F}_{c,a} = \text{true}\}$
- 7:    $n_r \leftarrow \lfloor T/R \rfloor$
- 8:    $\lambda^{(r)} \leftarrow \text{ALLOCATE}(\mathbf{F}, n_r)$
- 9:    $\mathcal{B} \leftarrow \{\}$
- 10:   **for**  $a \in \mathcal{A}^{(r)}$  **do**
- 11:     **for**  $i = 1 \dots \lambda^{(r)}(a)$  **do**
- 12:       Sample  $x \sim \mathcal{X}_{\text{train}}$
- 13:        $\mathcal{B} \leftarrow \mathcal{B} \cup (x, a)$
- 14:     **end for**
- 15:   **end for**
- 16:    $\mathcal{D} \leftarrow \text{BATCH-QUERY}(\mathcal{B})$
- 17:    $Q_{(r)}^\alpha \leftarrow \text{ESTIMATE-Q}(\mathcal{D})$
- 18:   **for all**  $c \in \mathcal{C}$  **do**
- 19:      $\mathcal{A}_c^{(r)} \leftarrow \{a : \mathbf{F}_{c,a} = \text{true}\}$
- 20:     Rank  $\mathcal{A}_c^{(r)}$  by  $Q_{(r)}^\alpha(c, a)$
- 21:     Remove bottom  $\lceil |\mathcal{A}_c^{(r)}|/2 \rceil$  arms // i.e. update  $\mathbf{F}$
- 22:   **end for**
- 23: **end for**
- 24: **return**  $\{a_c^*\}_{c \in \mathcal{C}}$                       // one survivor per context

---

**Structure-Aware Allocation Policy.** The allocation policy is designed with cross-context and cross-scale information sharing in mind. Specifically, let  $\mathcal{A}^{(r)}$  denote the set of unique active arms in round  $r$ , aggregated across all contexts. For each prompt  $p$ , define

$$N_{p,\max}^{(r)} = \max\{N \mid (p, N) \in \mathcal{A}^{(r)}\}$$

as the maximum inference scale for prompt  $p$  among the active arms. Then, PSST allocates the budget to each arm according to the following scheme:

$$\lambda^{(r)}(a) = \begin{cases} \lfloor \frac{n_r}{M} \rfloor & \text{if } a = (p, N_{p,\max}^{(r)}) \in \mathcal{A}^{(r)}, \\ 0 & \text{otherwise,} \end{cases} \quad (6)$$

where  $M = \sum_{p: (p, N_{p,\max}^{(r)}) \in \mathcal{A}^{(r)}} N_{p,\max}^{(r)}$  is the total cost of sampling all such maximal arms once. This policy maintains uniform coverage over prompts while respecting cost asymmetries and ensures that the maximum scale of every prompt has an equal number of samples.

We now derive<sup>1</sup> error bounds for PSST under the allocation policies described above.

**Theorem 1** (Error of PSST). *Let  $R = \lceil \log_2 |\mathcal{A}| \rceil$  be the number of trimming rounds, assume  $[o_k^{\min}, o_k^{\max}] = [-1, 1]$ , and define the cost-gap complexity*

$$H_1^c = \max_{(c, a^{c,i}) \neq (c, a^{c,1})} \frac{\bar{N}_{\max}}{\Delta_{c, a^{c,i}}^2}, \quad H_1 = \max_c H_1^c.$$

---

<sup>1</sup>Proof is in the appendix.

$$H_2^c = \max_{(c, a^{c,i}) \neq (c, a^{c,1})} \frac{i \bar{N}_{\max}}{\Delta_{c, a^{c,i}}^2}, \quad H_2 = \max_c H_2^c.$$

where  $\Delta_{c, a^{c,i}} = Q^\alpha(c, a^{c,1}) - Q^\alpha(c, a^{c,i})$ . Under a context  $c$ , arms are indexed based on ascending order of  $Q^\alpha(c, a)$  and  $\bar{N}_{\max}$  is defined as  $\frac{N(a^{c,1}) + N_{\max}}{2}$ . Here,  $N(a^{c,i})$  is the number of completions generated by the  $i$ -th indexed arm. Running PSST with the structure-aware allocation for a total completion budget  $T$  returns the optimal arm in every context with probability at least

$$1 - 3|\mathcal{C}|R \exp\left(-\frac{T}{\min(2|\mathcal{P}|H_1, 8|\mathcal{C}|H_2)R}\right).$$

Equivalently, to ensure failure probability at most  $\delta$  it suffices to choose

$$T = O\left(\min(|\mathcal{P}|H_1, |\mathcal{C}|H_2)R \log\left(\frac{|\mathcal{C}|R}{\delta}\right)\right).$$

Note that applying Sequential-Halving without leveraging the structure of IAPO—specifically, without any form of information sharing across scales or contexts—incurs a sample complexity larger by a factor of  $O(|\mathcal{C}|N_{\max})$ .

**Remark:** While we describe the algorithm assuming that each round uses a fresh dataset  $\mathcal{D}$ , it has been shown in similar halving-style algorithms (Fabiano and Cazenave 2021) that aggregating observations from all previous rounds—known as *stockpiling*—can improve the complexity of  $T$  by reducing the outer  $R$ -factor, and we recommend using it with PSST.

**Top- $K$  Screening.** To further reduce the budget requirement of PSST, we introduce Top- $K$  screening, a practical heuristic that executes a short, uniform prompt screening at unit scale to trim clearly suboptimal prompts before running full PSST. Top- $K$  screening takes a budget fraction  $T_0 = \lfloor \rho T \rfloor$  ( $\rho \in (0, 1)$ ) from PSST. With scale restriction of  $N=1$ , the budget is allocated uniformly across prompts: each  $p \in \mathcal{P}$  receives  $\lfloor T_0/|\mathcal{P}| \rfloor$  i.i.d. samples. Based on this data,  $Q^\alpha(c, p, 1)$  is estimated  $\forall c \in \mathcal{C}, p \in \mathcal{P}$ . For each context  $c$ , we retain the  $K$  best prompts  $\mathcal{P}_c^{(0)} = \text{Top-}K\{ \hat{Q}^\alpha(c, p, 1) : p \in \mathcal{P} \}$  and discard the rest. The subsequent PSST run is then restricted to the reduced arm sets  $\mathcal{A}_c^{(1)} = \{(p, N) : p \in \mathcal{P}_c^{(0)}, N \in [N_{\max}]\}$  for each  $c$ , and uses the remaining budget  $T' = T - T_0$ . In the next section, we demonstrate that the screening strategy can significantly improve performance in low training budget settings without compromising quality for practical tasks. However, theoretical guarantees comparable to those of full PSST cannot be established; counterexample tasks can be carefully constructed within the IAPO framework, where Top- $K$  screening will behave suboptimally for any  $K < |\mathcal{P}|$  (see results from synthetic environments).

## Empirical Evaluation

In this section, we empirically evaluate the effectiveness of PSST and highlight the importance of inference-aware prompt optimization (IAPO). Our evaluation has two primary objectives:

- To demonstrate that PSST and the Top- $K$  screening heuristic are highly effective at learning the policy  $\pi_T$ .
- To show that IAPO improves the average cost-adjusted reward (ACR) on test queries compared to inference strategy agnostic optimization.

**Baselines.** We compare PSST and Top- $K$  screening with several baselines. We denote Top- $K$  screening with  $K \in \{1, 4, 8\}$  as PSST+ $K1$ , PSST+ $K4$ , and PSST+ $K8$  respectively. For these heuristics, we fix  $\rho = 0.2$ , which was found to perform best across all datasets using a sweep over  $\rho \in \{0.05, 0.1, 0.2, 0.3, 0.4\}$ . Full PSST is parameter-free and does not require any tuning. In our first set of experiments, we compare our proposed methods against several standard exploration strategies:

- **Uniform:** Uniformly explores all arms in one batch and selects the best arm at the end.
- **$\epsilon$ -greedy:** Samples a random context at each step and selects the best arm with probability  $1 - \epsilon$ . We set  $\epsilon = 0.15$ , which yielded the best performance across datasets.
- **Softmax:** Samples arms according to a softmax distribution over estimated  $Q$  values.
- **UCB:** At each turn, selects the arm with the highest optimistic  $Q$  estimate. The exploration constant is 0.1 after tuning.

Note that all baseline methods share information across contexts and inference scales; however, none of them are designed to exploit IAPO structure, i.e., they are structure-agnostic.

In the second set of experiments, we consider the well-known contextual variant of TRIPLE-SH (Shi et al. 2024) method, which optimizes prompt selection as a pure best-arm identification (BAI) problem. However, it does not optimize the inference scale. Therefore, we include two variants:

- **TRIPLE (N = 1):** Only performs prompt optimization with single-sample inference.
- **TRIPLE (N = Random):** Optimizes the prompts while randomly assigning  $N$  for each query.

These baselines help isolate the benefits of jointly optimizing prompts and inference scale. Further, PSST+ $K1$  is particularly interesting in this experiment, as it approximates a two-stage disjoint optimization: it first selects a context-specific single-shot prompt using a cost-aware objective, and then tunes the inference scale. The PSST+ $K4$  and PSST+ $K8$  heuristics represent intermediate strategies between disjoint and fully joint optimization.

Note that all hyperparameter sweep results are in the appendix; we report results with the best setting found across all six datasets.

**Environments.** We evaluated inference-aware optimization across a total of six environments. Key details are provided in Table 1. Environments 1 and 4 are synthetically constructed to mimic IAPO tasks, where prompt-query pair score distributions  $O_k(x, p, \cdot)$  are modeled using categorical distributions. We introduce them to validate some of the theoretical findings. The remaining four environments are based on widely-used real-world datasets.



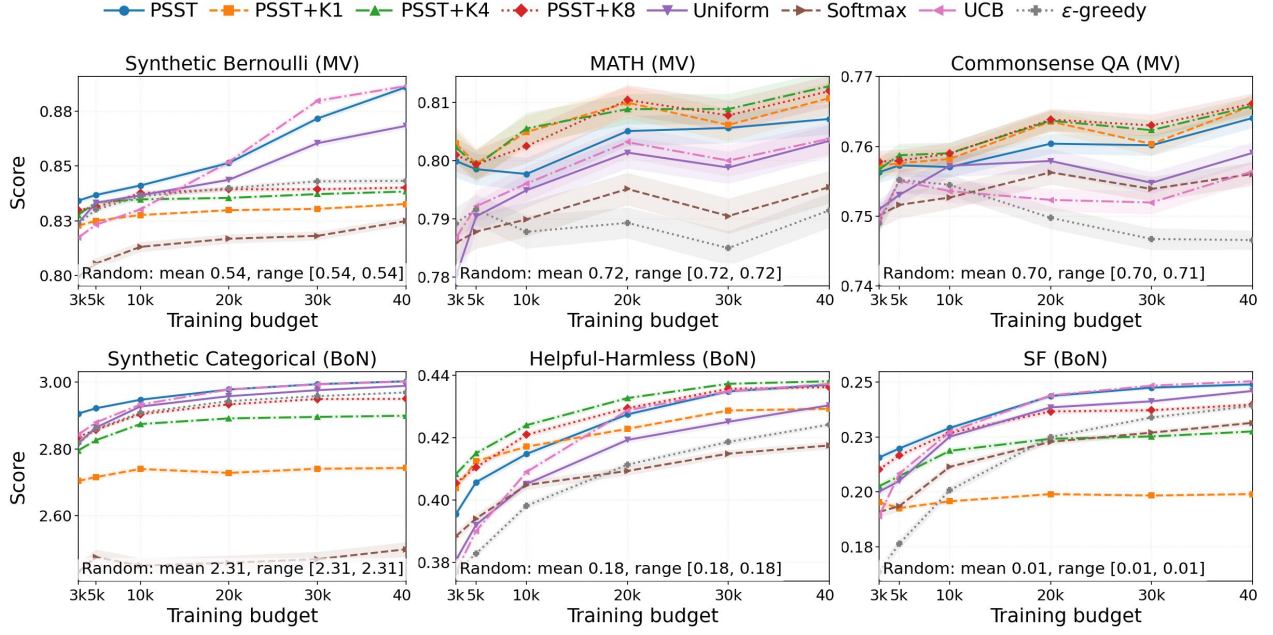


Figure 4: Comparison between exploration strategies across six datasets.

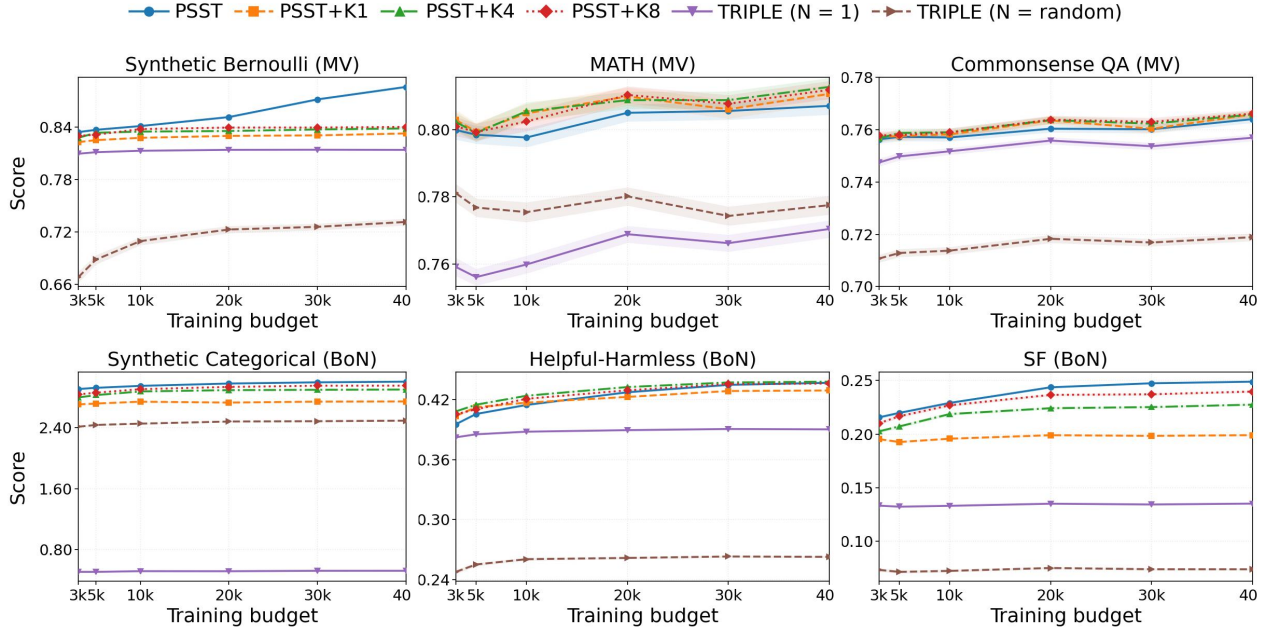


Figure 5: Effectiveness of inference-aware optimization across six datasets.

Among these, MATH (Hendrycks et al. 2021) and COMMONSENSEQA (Talmor et al. 2018) are used to evaluate reasoning tasks under MAJORITY VOTING (MV), while HELPFUL-HARMLESS (Bai et al. 2022) and SUMMARIZATION (Stiennon et al. 2020) are chosen for BEST-OF-N (BoN) evaluation.

For the MV tasks, the task objective is defined as an exact match with the correct answer. All three BoN tasks are bi-

objective, and we use publicly available reward models from previous multi-objective LLM alignment studies to score completions (see appendix for links). The cost objective in all six tasks is defined to be proportional to the average number of tokens per response. For context specification, MV tasks include a budget regime  $\{low, mid, high\}$ , while BoN tasks include both the budget and the bi-objective weights, which range from 0.1 to 0.9 for each objective.

Environments	$\alpha$	$ \mathcal{P} $	$N_{\max}$	$o_k^{\max}$	$ \mathcal{X} $	$ \mathcal{C} $
Synth-Bernoulli	MV	32	32	1.0	520	3
MATH	MV	25	32	1.0	316	3
CommonsenseQA	MV	48	32	1.0	1500	3
Synth-Categorical	BoN	32	32	4.0	512	27
Helpful-Harmless	BoN	20	32	1.0	1355	27
Summarization	BoN	20	32	1.0	1201	27

Table 1: Environment summary.

For example, in the helpful-harmless task, a context might be represented as {helpful : 0.3, harmless : 0.7, budget : high (1.0)}. Finally, for all environments, we set  $N_{\max}$  to 32 because utility improvement diminishes sharply beyond  $N = 16$  across benchmarks for both BoN and MV.

To construct the environments, we first generated a set of instruction prompts for each task using ChatGPT-o3. We then generated 128 responses for each prompt-query pair and estimated the score distribution using a categorical model. All completions were produced using the Llama-3.3-70B-Instruct, a widely used open-source model (Grattafiori et al. 2024), which we treat as a black-box throughout our experiments. Generation was carried out with vLLM (Kwon et al. 2023) on a cluster of 8 A100 GPUs, totaling approximately 2,000 GPU-hours. Once the environments are constructed, all experiments can be run quickly via a standard CPU. We will publish the environments and code with the paper, enabling full reproducibility without any substantial computational resources.

**Evaluation Protocol.** All reported curves are averages over 200 independent runs. For synthetic environments, we instantiate 200 independent environments and report the average performance across them. For the remaining four environments, each run reshuffles the dataset, performs an 80/20 train-test split, and trains the policy on the training set. In all six environments, we evaluate ACR on the test set using 10,000 samples. Performance for each budget is the mean across the 200 runs, with *standard error of the mean* (SEM) error bars. Statistical significance is assessed using the Wilcoxon paired two-sided test (?) with  $\alpha = 0.05$ , and we indicate when differences are significant in the discussion. The full set of results is in the appendix.

**Comparison of Exploration Strategies (Figure 4).** PSST and the Top- $K$  screening heuristic consistently outperform all baselines. Across all six domains, where the per-context action spaces are large ( $|\mathcal{P}|N_{\max} \in [640, 1536]$ ), UCB, softmax, and  $\epsilon$ -greedy methods struggle to explore effectively. Among the baselines, UCB performs comparably in some domains after  $T = 20K$ , but only with extensive hyperparameter tuning. Furthermore, these baselines are fully sequential and cannot leverage the cost and computational efficiency benefits of batch exploration. Full PSST attains the best final performance across four settings, while Top- $K$  screening typically reaches strong policies faster, matching or exceeding PSST on three of the four real-data tasks when the budget is small. Under aggressive prun-

ing (small  $K$ ), however, the heuristic becomes suboptimal—most notably on summarization and on the synthetic benchmarks—suggesting that Top- $K$  screening is attractive under tight budgets, whereas full PSST is preferable for critical tasks such as long-horizon, high-frequency deployment. Finally, the statistical test also indicates that PSST, along with Top- $K$  screening, significantly outperforms baselines in all six datasets and under nearly all budgets. These findings indicate that our approach reliably discovers well-aligned solutions using as few as 5K inference calls in practical settings.

**Importance of Inference-Awareness (Figure 5).** We examine the role of inference awareness in prompt optimization. Across all six datasets, IAPO methods markedly outperform the inference-agnostic methods, demonstrating the gains achievable when *jointly* optimizing the prompt and inference scale. TRIPLE (N= 1) fails as it does not leverage inference scaling. On the other hand, TRIPLE (N= Random) fails because it does not optimize the scaling for different contexts. The screening variant PSST+ $K1$ —which effectively approximates a near-decoupled (prompt-only) procedure—fails to reach the optimum in most cases, performing competitively only on COMMONSENSEA and showing pronounced underperformance on summarization. This is because it gets stuck with deceptive prompts that fail to scale compared to prompts that may not perform well under single-shot but improve significantly under scaling. These findings underscore the essential role of IAPO in aligning black-box LLMs and the pitfalls of disjoint optimization. Overall, IAPO outperforms disjoint optimization by up to 25% and prompt-only optimization by up to 50% in our experiments.

## Conclusions and Future Work

We present an inference-aware prompt optimization (IAPO) framework for aligning black-box LLMs, emphasizing that prompt design and deployment-time inference scaling strategies are tightly coupled and should be optimized jointly. Our proposed PSST and Top- $K$  screening heuristic demonstrate consistent improvements over strong baselines across six different settings. Looking ahead, we plan to explore richer inference scaling policies (e.g., tree search and parallel thinking). We also aim to extend the framework to multi-objective alignment with hard latency constraints and to study long-horizon deployments under distribution shift.

## Acknowledgments

This research was supported in part by the U.S. Army DEVCOM Analysis Center (DAC) under contract number W911QX23D0009, by the National Science Foundation grants 2205153, 2321786, and 2416460, and by Schmidt Sciences under the AI Safety Science program.

## References

Bai, Y.; Jones, A.; Ndousse, K.; Askell, A.; Chen, A.; Das-Sarma, N.; Drain, D.; Fort, S.; Ganguli, D.; Henighan, T.;



- et al. 2022. Training a helpful and harmless assistant with reinforcement learning from human feedback. *arXiv preprint arXiv:2204.05862*.
- Chang, K.; Xu, S.; Wang, C.; Luo, Y.; Liu, X.; Xiao, T.; and Zhu, J. 2024. Efficient prompting methods for large language models: A survey. *arXiv preprint arXiv:2404.01077*.
- Cheng, J.; Liu, X.; Zheng, K.; Ke, P.; Wang, H.; Dong, Y.; Tang, J.; and Huang, M. 2023. Black-box prompt optimization: Aligning large language models without model training. *arXiv preprint arXiv:2311.04155*.
- Chow, Y.; Tennenholtz, G.; Gur, I.; Zhuang, V.; Dai, B.; Kumar, A.; Agarwal, R.; Thiagarajan, S.; Boutilier, C.; and Faust, A. 2025. Inference-aware fine-tuning for best-of-N sampling in large language models. In *The Thirteenth International Conference on Learning Representations*.
- Even-Dar, E.; Mannor, S.; and Mansour, Y. 2006. Action elimination and stopping conditions for the multi-armed bandit and reinforcement learning problems. *Journal of Machine Learning Research*, 7(39): 1079–1105.
- Fabiano, N.; and Cazenave, T. 2021. Sequential halving using scores. In *Advances in Computer Games: 17th International Conference, ACG 2021, Virtual Event, November 23–25, 2021, Revised Selected Papers*, 41–52. Berlin, Heidelberg: Springer-Verlag. ISBN 978-3-031-11487-8.
- Grattafiori, A.; Dubey, A.; Jauhri, A.; Pandey, A.; Kadian, A.; Al-Dahle, A.; Letman, A.; Mathur, A.; Schelten, A.; Vaughan, A.; et al. 2024. The Llama 3 herd of models. *arXiv preprint arXiv:2407.21783*.
- Gui, L.; Gârbacea, C.; and Veitch, V. 2024. Bonbon alignment for large language models and the sweetness of best-of-n sampling. *Advances in Neural Information Processing Systems*, 37: 2851–2885.
- Hendrycks, D.; Burns, C.; Kadavath, S.; Arora, A.; Basart, S.; Tang, E.; Song, D.; and Steinhardt, J. 2021. Measuring mathematical problem solving with the math dataset. *arXiv preprint arXiv:2103.03874*.
- Huang, J. Y.; Sengupta, S.; Bonadiman, D.; Lai, Y.-a.; Gupta, A.; Pappas, N.; Mansour, S.; Kirchhoff, K.; and Roth, D. 2024. Deal: Decoding-time alignment for large language models. *arXiv preprint arXiv:2402.06147*.
- Jafari, Y.; Mekala, D.; Yu, R.; and Berg-Kirkpatrick, T. 2024. MORL-Prompt: An empirical analysis of multi-objective reinforcement learning for discrete prompt optimization. *arXiv preprint arXiv:2402.11711*.
- Karnin, Z. S.; Koren, T.; and Somekh, O. 2013. Almost optimal exploration in multi-armed bandits. In *International Conference on Machine Learning*.
- Krishna, K.; Chang, Y.; Wieting, J.; and Iyyer, M. 2022. Rankgen: Improving text generation with large ranking models. *arXiv preprint arXiv:2205.09726*.
- Kwon, W.; Li, Z.; Zhuang, S.; Sheng, Y.; Zheng, L.; Yu, C. H.; Gonzalez, J. E.; Zhang, H.; and Stoica, I. 2023. Efficient Memory Management for Large Language Model Serving with PagedAttention. In *Proceedings of the ACM SIGOPS 29th Symposium on Operating Systems Principles*.
- Lambert, N. 2025. Reinforcement learning from human feedback. *arXiv preprint arXiv:2504.12501*.
- Minaee, S.; Mikolov, T.; Nikzad, N.; Chenaghlu, M.; Socher, R.; Amatriain, X.; and Gao, J. 2024. Large language models: A survey. *arXiv preprint arXiv:2402.06196*.
- OpenAI. 2024. Learning to reason with LLMs. <https://openai.com/index/learning-to-reason-with-llms/>. OpenAI Blog.
- Ouyang, L.; Wu, J.; Jiang, X.; Almeida, D.; Wainwright, C.; Mishkin, P.; Zhang, C.; Agarwal, S.; Slama, K.; Ray, A.; et al. 2022. Training language models to follow instructions with human feedback. *Advances in neural information processing systems*, 35: 27730–27744.
- Sessa, P. G.; Dadashi, R.; Hussenot, L.; Ferret, J.; Vieillard, N.; Ramé, A.; Shariari, B.; Perrin, S.; Friesen, A.; Cideron, G.; et al. 2024. BOND: Aligning LLMs with best-of-n distillation. *arXiv preprint arXiv:2407.14622*.
- Shi, C.; Yang, K.; Chen, Z.; Li, J.; Yang, J.; and Shen, C. 2024. Efficient prompt optimization through the lens of best arm identification. *Advances in Neural Information Processing Systems*, 37: 99646–99685.
- Stiennon, N.; Ouyang, L.; Wu, J.; Ziegler, D. M.; Lowe, R.; Voss, C.; Radford, A.; Amodei, D.; and Christiano, P. 2020. Learning to summarize from human feedback. In *NeurIPS*.
- Talmor, A.; Herzig, J.; Lourie, N.; and Berant, J. 2018. Commonsenseqa: A question answering challenge targeting commonsense knowledge. *arXiv preprint arXiv:1811.00937*.
- Trivedi, P.; Chakraborty, S.; Reddy, A.; Aggarwal, V.; Bedi, A. S.; and Atia, G. K. 2025. Align-Pro: A principled approach to prompt optimization for LLM alignment. In *Proceedings of the AAAI Conference on Artificial Intelligence*, volume 39, 27653–27661.
- Wang, X.; Wei, J.; Schuurmans, D.; Le, Q.; Chi, E.; Narang, S.; Chowdhery, A.; and Zhou, D. 2022. Self-consistency improves chain of thought reasoning in language models. *arXiv preprint arXiv:2203.11171*.
- Xu, Y.; Schwag, U. M.; Koppel, A.; Zhu, S.; An, B.; Huang, F.; and Ganesh, S. 2024. GenARM: Reward guided generation with autoregressive reward model for test-time alignment. *arXiv preprint arXiv:2410.08193*.
- Yang, R.; Pan, X.; Luo, F.; Qiu, S.; Zhong, H.; Yu, D.; and Chen, J. 2024. Rewards-in-context: Multi-objective alignment of foundation models with dynamic preference adjustment. *arXiv preprint arXiv:2402.10207*.
- Yue, Y.; Chen, Z.; Lu, R.; Zhao, A.; Wang, Z.; Song, S.; and Huang, G. 2025. Does reinforcement learning really incentivize reasoning capacity in LLMs beyond the base model? *arXiv preprint arXiv:2504.13837*.
- Zhao, G.; Yoon, B.-J.; Park, G.; Jha, S.; Yoo, S.; and Qian, X. 2025. Pareto prompt optimization. In *The Thirteenth International Conference on Learning Representations*.
- Zhou, D.; Schärli, N.; Hou, L.; Wei, J.; Scales, N.; Wang, X.; Schuurmans, D.; Cui, C.; Bousquet, O.; Le, Q.; et al. 2022. Least-to-most prompting enables complex reasoning in large language models. *arXiv preprint arXiv:2205.10625*.

## Appendix A

### Proof of Theorem 1

**Theorem 2** (Error of PSST). *Let  $R = \lceil \log_2 |\mathcal{A}| \rceil$  be the number of trimming rounds, assume  $[o_k^{\min}, o_k^{\max}] = [-1, 1]$ , and define the cost-gap complexity*

$$H_1^c = \max_{(c, a^{c,i}) \neq (c, a^{c,1})} \frac{\bar{N}_{\max}}{\Delta_{c,a^{c,i}}^2}, \quad H_1 = \max_c H_1^c,$$

$$H_2^c = \max_{(c, a^{c,i}) \neq (c, a^{c,1})} \frac{i \bar{N}_{\max}}{\Delta_{c,a^{c,i}}^2}, \quad H_2 = \max_c H_2^c,$$

where  $\Delta_{c,a^{c,i}} = Q^\alpha(c, a^{c,1}) - Q^\alpha(c, a^{c,i})$ . Under a context  $c$ , arms are indexed based on ascending order of  $Q^\alpha(c, a)$  and  $\bar{N}_{\max}$  is defined as  $\frac{N(a^{c,1}) + N_{\max}}{2}$ . Here,  $N(a^{c,i})$  is the number of completions generated by the  $i$ -th indexed arm. Running PSST with the structure-aware allocation for a total completion budget  $T$  returns the optimal arm in every context with probability at least

$$1 - 3|\mathcal{C}|R \exp\left(-\frac{T}{\min(2|\mathcal{P}|H_1, 8|\mathcal{C}|H_2)R}\right).$$

Equivalently, to ensure failure probability at most  $\delta$  it suffices to choose

$$T = O\left(\min(|\mathcal{P}|H_1, |\mathcal{C}|H_2) R \log\left(\frac{|\mathcal{C}|R}{\delta}\right)\right).$$

**Indexing convention.** Although Theorem 2 states that arms are indexed in ascending order of  $Q^\alpha(c, a)$ , throughout the proofs below we adopt the equivalent convention that  $a^{c,1}$  denotes an optimal arm for context  $c$ , i.e.,  $Q^\alpha(c, a^{c,1}) = \max_a Q^\alpha(c, a)$ , and thus  $Q^\alpha(c, a^{c,1}) \geq Q^\alpha(c, a^{c,2}) \geq \dots$ . All quantities (e.g.,  $\Delta_{c,a^{c,i}}$  and  $\bar{N}_i$ ) are interpreted under this convention. In particular,  $\Delta_{c,a^{c,i}} \geq 0$  for all  $i \geq 2$ .

**Lemma 1.** *The probability that the best arm under context  $c$  is eliminated from context  $c$  on round  $r$  is at most*

$$2 \exp\left(-\frac{T}{2|\mathcal{P}|H_1^c R}\right).$$

*Proof.* Fix a context  $c$  and recall the above convention that  $a^{c,1}$  denotes an optimal arm for  $c$ . Assume  $a^{c,1}$  was not eliminated before round  $r$ . Let  $t_{r,i}$  denote the number of i.i.d. samples used to estimate  $Q^\alpha(c, a^{c,i})$  in round  $r$ , and define the (effective) harmonic mean

$$\text{harmonic}(u, v) := (u^{-1} + v^{-1})^{-1}.$$

Then, by Hoeffding's inequality, for any arm  $a^{c,i} \in \mathcal{A}_c^{(r)}$ ,

$$\Pr[\hat{Q}^{\alpha,(r)}(c, a^{c,1}) < \hat{Q}^{\alpha,(r)}(c, a^{c,i})] \leq \exp\left(-\frac{1}{2} \text{harmonic}(t_{r,1}, t_{r,i}) \Delta_{c,a^{c,i}}^2\right).$$

Let  $N_r$  be the number of arms in  $\mathcal{A}_c^{(r)}$  whose empirical

estimate exceeds that of  $a^{c,1}$ . Then

$$\begin{aligned} \mathbb{E}[N_r] &\leq \sum_{a^{c,i} \in \mathcal{A}_c^{(r)}} \Pr[\hat{Q}^{\alpha,(r)}(c, a^{c,1}) < \hat{Q}^{\alpha,(r)}(c, a^{c,i})] \\ &\leq \sum_{a^{c,i} \in \mathcal{A}_c^{(r)}} \exp\left(-\frac{1}{2} \text{harmonic}(t_{r,1}, t_{r,i}) \Delta_{c,a^{c,i}}^2\right) \\ &\leq \sum_{a^{c,i} \in \mathcal{A}_c^{(r)}} \exp\left(-\Delta_{c,a^{c,i}}^2 \cdot \frac{T}{2|\mathcal{P}| \bar{N}_i \log_2 |\mathcal{A}|}\right) \\ &\leq |\mathcal{A}_c^{(r)}| \max_{a^{c,i} \in \mathcal{A}_c^{(r)}} \exp\left(-\Delta_{c,a^{c,i}}^2 \cdot \frac{T}{2|\mathcal{P}| \bar{N}_{\max} \log_2 |\mathcal{A}|}\right) \\ &\leq |\mathcal{A}_c^{(r)}| \exp\left(-\frac{T}{2|\mathcal{P}| H_1^c R}\right), \end{aligned}$$

where  $\bar{N}_i := \frac{N(a^{c,1}) + N(a^{c,i})}{2} \leq \bar{N}_{\max}$  and we used  $R = \lceil \log_2 |\mathcal{A}| \rceil$ .

For the best arm to be eliminated in round  $r$ , at least half of the active arms must (incorrectly) rank above it, i.e.,  $N_r \geq \frac{1}{2} |\mathcal{A}_c^{(r)}|$ . By Markov's inequality,

$$\Pr\left[N_r \geq \frac{1}{2} |\mathcal{A}_c^{(r)}|\right] \leq \frac{2 \mathbb{E}[N_r]}{|\mathcal{A}_c^{(r)}|} \leq 2 \exp\left(-\frac{T}{2|\mathcal{P}| H_1^c R}\right),$$

which proves the lemma.  $\square$

**Lemma 2.** *The probability that the best arm under context  $c$  is eliminated from context  $c$  on round  $r$  is at most*

$$3 \exp\left(-\frac{T}{8|\mathcal{C}| H_2^c R}\right).$$

*Proof.* This follows by adapting Lemma 4.3 of Karnin, Koren, and Somekh (2013) to our setting (using the same indexing convention as above). In particular, the key intermediate step is that

$$\begin{aligned} \mathbb{E}[N_r] &\leq \sum_{a^{c,i} \in \mathcal{A}_c^{(r)}} \Pr[\hat{Q}^{\alpha,(r)}(c, a^{c,1}) < \hat{Q}^{\alpha,(r)}(c, a^{c,i})] \\ &\leq \sum_{a^{c,i} \in \mathcal{A}_c^{(r)}} \exp\left(-\Delta_{c,a^{c,i}}^2 \cdot \frac{2^r T}{8|\mathcal{C}| |\mathcal{A}| \bar{N}_i \log_2 |\mathcal{A}|}\right), \end{aligned}$$

and proceeding exactly as in Karnin, Koren, and Somekh (2013) yields the stated bound (with complexity term  $H_2^c$ ).  $\square$

*Proof of Theorem 1.* The best arm needs to survive for all  $R$  rounds and under all contexts  $\mathcal{C}$ . Therefore, from the Lemma 1:

$$\sum_{r=1}^R \sum_c 2 \exp\left(-\frac{T}{2|\mathcal{P}| H_1^c R}\right) \leq 3|\mathcal{C}|R \exp\left(-\frac{T}{2|\mathcal{P}| H_1 R}\right)$$

From the Lemma 2:

$$\sum_{r=1}^R \sum_c 3 \exp\left(-\frac{T}{8|\mathcal{C}| H_2^c R}\right) \leq 3|\mathcal{C}|R \exp\left(-\frac{T}{8|\mathcal{C}| H_2 R}\right)$$

Combining both:

$$3|\mathcal{C}|R \exp\left(-\frac{T}{\min(2|\mathcal{P}| H_1, 8|\mathcal{C}| H_2)R}\right)$$

which gives the theorem.  $\square$

**Proposition 2** (Inference-Agnostic Optimality). *The Inference-Agnostic prompt-optimization policy remains optimal under linear transformation of  $R_x^{\text{IA}}(c, a)$ , that is,  $\sigma R_x^{\text{IA}}(c, a)$ ,  $\sigma > 0$  and an optimal policy can be recovered trivially from  $Q$ -function under affine transformation:*

$$Q^{AF}(c, a) := \mathbb{E}_{x \sim \mathcal{X}} [\sigma R_x^{\text{IA}}(c, a) + \mu] = \sigma Q^{\text{IA}}(c, a) + \mu.$$

*Proof.* By linearity of expectation,

$$\begin{aligned} Q'(c, a) &= \mathbb{E}_x [\sigma R_x^{\text{IA}}(c, a) + \mu] \\ &= \sigma \mathbb{E}_x [R_x^{\text{IA}}(c, a)] + \mu \\ &= \sigma Q^{\text{IA}}(c, a) + \mu. \end{aligned}$$

Since  $\sigma > 0$ , for any two arms  $a, b$  we have

$$\begin{aligned} Q'(c, a) \geq Q'(c, b) &\iff \sigma Q^{\text{IA}}(c, a) + \mu \geq \sigma Q^{\text{IA}}(c, b) + \mu \\ &\iff Q^{\text{IA}}(c, a) \geq Q^{\text{IA}}(c, b). \end{aligned}$$

Therefore the ordering of arms is preserved and the  $\arg \max$  set is identical.  $\square$

## Appendix B

**Synthetic-Bernoulli Environment.** We consider a setting with  $|\mathcal{P}| = 32$  prompts, each evaluated over a hidden mixture of query difficulty tiers—{easy, medium, hard}—spanning  $|\mathcal{X}| = 520$  queries, with proportions 6 : 4 : 3. For each prompt  $p$  and query  $x$ , the single-shot success probability is denoted  $q_p(x) \in [0, 1]$ .

A pull of  $N \leq N_{\max}$  for prompt  $p$  on query  $x$  generates i.i.d. Bernoulli outcomes  $\{z_i\}_{i=1}^N$  where  $\Pr(z_i = 1) = q_p(x)$ , and each completion incurs a per-completion cost  $k_p$ . The result is an array  $[z_i, k_p]_{i=1}^N$ .

Majority Voting (MV) sets  $M = 1$  if  $\sum_i z_i > N/2$ ,  $M = 0$  if  $\sum_i z_i < N/2$ , and assigns  $M = 0.5$  (by fair coin) in the case of a tie ( $N$  even,  $\sum_i z_i = N/2$ ).

The cost-adjusted utility for context  $c \in \{\text{low, mid, high}\}$  is computed as

$$u_c = w_1 M - w_2(c) \sum_{i=1}^N k_p,$$

where  $w_1 = 1$  and  $w_2(c) \in \{0, 0.2, 1.0\}$  depending on the cost tier.

To instantiate the environment, we generate two prompt archetypes: *deceiving prompts*, which achieve high average accuracy but exhibit low  $q_p(x)$  on hard queries, and *all-rounders*, which maintain moderate accuracy more uniformly across tiers. Per-prompt costs  $k_p$  are sampled from a normal distribution with mean 0.02 and variance 0.005.

**Synthetic-Categorical Environment.** We model  $|\mathcal{P}| = 32$  prompts, each paired with  $|\mathcal{X}| = 512$  queries and  $K = 2$  positive objectives. For every  $(p, x)$ , there are  $M$  categorical outcomes, each represented by a vector  $o_j \in \mathbb{R}^K$ . A pull of  $N \leq N_{\max}$  (with  $N_{\max} = 32$ ) for prompt  $p$  on query  $x$  generates  $N$  i.i.d. outcome vectors, resulting in rows  $[o_{i,1}, o_{i,2}, k_p]$ , where  $k_p$  denotes the per-completion cost for prompt  $p$ .

Given a context  $c$  with weights  $w = (w_1, w_2, w_{\text{cost}})$ , where  $w_1 + w_2 = 1$  and  $w_{\text{cost}} \geq 0$ , the Best-of- $N$  (BON) utility is defined as

$$u_c = \max_{1 \leq i \leq N} (w_1 o_{i,1} + w_2 o_{i,2}) - w_{\text{cost}} N k_p.$$

To construct the environment, outcome vectors are sampled from  $\{-4, \dots, 4\}^2$ . We instantiate two prompt archetypes: *HMLV* (high mean, low variance; excels at  $N=1$ ) and *LMHV* (lower mean, high variance; benefits from larger  $N$ ), each specializing in one objective. For each  $(p, x)$ , we add small per-query noise to the categorical outcome probabilities, introduce a mild train-to-test shift by perturbing these probabilities, sample per-prompt costs  $k_p \in [0.02, 0.1]$ , and draw context weights from a grid satisfying  $w_1 + w_2 = 1$  with  $w_{\text{cost}} \in \{0.1, 0.5, 1.0\}$ .

**MATH Environment.** We select 316 integer-answer problems from the MATH dataset<sup>2</sup>. A set of 25 prompt templates is authored using *ChatGPT-o3*. For each (prompt, problem) pair, we sample 128 responses from Llama-3.3-70B-Instruct at temperature  $T = 0.7$ , parsing each completion to its final integer answer.

The dataset is then processed as follows:

1. For each problem, retain the global top-4 answers and group all other answers into a single OTHER bucket (five categories in total).
2. Compute per-prompt costs as the normalized average token length of its responses.

This yields a categorical environment (analogous to the Synthetic-Categorical setting) with  $|\mathcal{P}| = 25$ ,  $N_{\max} = 32$ , a uniform context prior  $c \in \{\text{low, mid, high}\}$ , and cost coefficients  $\{0, 0.2, 1.0\}$ . Utility is evaluated via MV.

**CommonsenseQA Environment.** We randomly sample 1,500 multiple-choice questions from the CommonsenseQA corpus<sup>3</sup>, and author 48 prompt templates using *ChatGPT-o3*. For each (prompt, question) pair, we query Llama-3.3-70B-Instruct at temperature  $T = 1.1$ , collecting 128 JSON-constrained answers (one of “Option A”–“Option E”). Each prompt is assigned a constant cost  $k_p = 0.01$  as we use JSON mode, and all completion has equal length.

The resulting data is used to construct a categorical environment (in analogy to the Synthetic-Categorical setting) with  $|\mathcal{P}| = 48$ ,  $N_{\max} = 32$ , a uniform context prior, and cost coefficients  $\{0, 0.2, 1.0\}$ .

**Helpful-Harmless Environment.** We filter the HH-RLHF conversations<sup>4</sup> to the 1,355 examples containing a single user query and a single assistant response. Using *ChatGPT-o3*, we craft 20 prompt templates. For each (prompt, query) pair, we sample 128 continuations from Llama-3.3-70B-Instruct at temperature  $T = 0.7$ .

<sup>2</sup><https://huggingface.co/datasets/HuggingFaceH4/MATH-500>

<sup>3</sup>[https://huggingface.co/datasets/tau/commonsense\\_qa](https://huggingface.co/datasets/tau/commonsense_qa)

<sup>4</sup><https://huggingface.co/datasets/Anthropic/hh-rlhf>

Each continuation is scored by separate public reward models (Yang et al. 2024) for *helpfulness*<sup>5</sup> and *harmlessness*<sup>6</sup>, with scores normalized to  $[-1, 1]$ .

The two reward scores are then binned on a 0.5-spaced grid, producing a categorical distribution per (prompt, query); per-prompt costs are computed as the average token length. This data defines a categorical environment with  $|\mathcal{P}| = 20$ ,  $N_{\max} = 32$ , and a uniform context prior over weight triples  $(w_{\text{help}}, w_{\text{harm}}, w_{\text{cost}})$  with  $w_{\text{help}} + w_{\text{harm}} = 1$  and  $w_{\text{cost}} \in \{0.1, 0.5, 1.0\}$ .

**Summarization Environment.** We randomly sample 1,201 Reddit posts from the Summarize-from-Feedback corpus<sup>7</sup> and design 20 summarization prompt templates using *ChatGPT-o3*. For each (prompt, post) pair, we query Llama-3.3-70B-Instruct at temperature  $T = 0.7$  and collect 128 candidate summaries.

Each summary is scored by two publicly available reward models: *Preference*<sup>8</sup> and *Faithful*<sup>9</sup>, with raw scores normalized to  $[-1, 1]$ . We then bin each dimension in steps of 0.5, producing a categorical distribution over the two reward dimensions, and compute per-prompt costs from average token length.

This data defines a categorical environment with  $|\mathcal{P}| = 20$ ,  $N_{\max} = 32$ , and a uniform context prior over weight triples  $(w_{\text{pref}}, w_{\text{faith}}, w_{\text{cost}})$  where  $w_{\text{pref}} + w_{\text{faith}} = 1$  and  $w_{\text{cost}} \in \{0.1, 0.5, 1.0\}$ .

**Note:** All prompts are available under the prompts folder of the code base.

## Appendix C

**Top- $K$  screening.** For the screening variant, we fixed  $K = 4$  candidates after screening and swept the burn-in fraction  $\rho \in \{0.05, 0.10, 0.20, 0.30, 0.40\}$ , which allocates a  $\rho$ -fraction of the budget to obtain initial estimates before trimming. The parameter-sweep protocol matched the baselines. We selected  $\rho = 0.20$  for reporting, as it achieved the best overall performance while remaining robust across datasets and inference regimes (Table 2).

**UCB.** We tuned the exploration constant over  $c \in \{0.1, 0.5, 1.0, 2.0, 4.0, 8.0\}$  under the same budgets, using 20% of the data per environment with identical seeds across settings, and 10,000 test contexts. The agent ranks arms by the standard UCB index

$$\text{UCB}_i(t) = \hat{\mu}_i(t) + c \sqrt{\frac{\ln t}{n_i(t)}},$$

where  $\hat{\mu}_i(t)$  is the empirical mean utility of arm  $i$ ,  $n_i(t)$  its pull count, and  $t$  the total pulls. We selected  $c = 0.1$  for reporting, as it achieved the best overall performance while remaining robust across datasets and inference regimes (Table 3).

<sup>5</sup>Ray2333/gpt2-large-helpful-reward\_model

<sup>6</sup>Ray2333/gpt2-large-harmless-reward\_model

<sup>7</sup>[https://huggingface.co/datasets/openai/summarize\\_from\\_feedback](https://huggingface.co/datasets/openai/summarize_from_feedback)

<sup>8</sup>OpenAssistant/reward-model-deberta-v3-large-v2

<sup>9</sup>CogComp/bart-faithful-summary-detector

**$\epsilon$ -greedy.** We swept the greedy probability  $1 - \epsilon \in \{0.50, 0.75, 0.80, 0.85, 0.90, 0.95\}$  separately for each dataset and inference regime (MV, BoN). For every  $\epsilon$ , agents were trained under budgets  $T \in \{3K, 5K, 10K, 20K, 30K, 40K\}$ , using 20% of the data per environment with deterministic reseeding; evaluation used 10,000 test contexts per environment. We selected  $\epsilon = 0.15$  for reporting, as it achieved the best overall performance while remaining robust across datasets and inference regimes (Table 4).

## Appendix D

**Statistical testing.** For each dataset and budget  $T$ , we perform all pairwise algorithm comparisons using per-environment utilities as *paired* samples (identical train/test splits via deterministic reseeding). Our default test is the two-sided Wilcoxon signed-rank test, which we apply to the aligned vectors after removing non-finite values and dropping exact ties (`zero_method=wilcox, mode=auto`); pairs with fewer than two effective samples are skipped. When requested, we also report the paired sign test (binomial test on the sign of differences) after removing ties. To control multiplicity within each (dataset,  $T$ ) grid, we use Holm–Bonferroni adjustment by default (with options for Benjamini–Hochberg FDR or no correction). We declare a *winner* if the adjusted  $p < \alpha = 0.05$ ; the direction is determined by the sign of the median difference  $\text{median}(x - y)$ . In case of unequal environment counts across algorithms, samples are truncated to the minimum length to preserve pairing. Figures visualize the outcome matrix with entries in  $\{-1, 0, +1\}$  indicating row-algorithm loss, non-significance, or win against the column algorithm, respectively.

All the results are shown in Figs 6, 7, 8, 9, 10, 11. Across all six datasets, we observe that PSST and the Top- $K$  screening heuristic consistently outperform competing methods across most budget settings, with statistical significance.

Param $\times$ T	HH	Summarization	SC	SB	MATH	CQA
$\rho=0.05, T=3000$	$0.40 \pm 0.00$	$0.20 \pm 0.00$	$2.77 \pm 0.02$	$0.83 \pm 0.00$	$0.79 \pm 0.01$	$0.75 \pm 0.00$
$\rho=0.05, T=5000$	$0.40 \pm 0.00$	$0.22 \pm 0.00$	$2.83 \pm 0.02$	$0.83 \pm 0.00$	$0.81 \pm 0.01$	$0.76 \pm 0.00$
$\rho=0.05, T=10000$	$0.42 \pm 0.00$	$0.21 \pm 0.00$	$2.83 \pm 0.02$	$0.85 \pm 0.01$	$0.81 \pm 0.01$	$0.76 \pm 0.00$
$\rho=0.05, T=20000$	$0.43 \pm 0.00$	$0.22 \pm 0.00$	$2.87 \pm 0.02$	$0.84 \pm 0.00$	$0.80 \pm 0.01$	$0.76 \pm 0.00$
$\rho=0.05, T=30000$	$0.44 \pm 0.00$	$0.23 \pm 0.00$	$2.88 \pm 0.01$	$0.84 \pm 0.00$	$0.82 \pm 0.01$	$0.77 \pm 0.00$
$\rho=0.05, T=40000$	$0.43 \pm 0.00$	$0.23 \pm 0.00$	$2.87 \pm 0.02$	$0.84 \pm 0.00$	$0.81 \pm 0.00$	$0.77 \pm 0.00$
$\rho=0.10, T=3000$	$0.41 \pm 0.00$	$0.21 \pm 0.00$	$2.79 \pm 0.02$	$0.83 \pm 0.00$	$0.80 \pm 0.01$	$0.76 \pm 0.00$
$\rho=0.10, T=5000$	$0.41 \pm 0.00$	$0.22 \pm 0.00$	$2.84 \pm 0.02$	$0.84 \pm 0.00$	$0.81 \pm 0.01$	$0.76 \pm 0.00$
$\rho=0.10, T=10000$	$0.42 \pm 0.00$	$0.21 \pm 0.00$	$2.86 \pm 0.02$	$0.84 \pm 0.00$	$0.81 \pm 0.01$	$0.77 \pm 0.00$
$\rho=0.10, T=20000$	$0.43 \pm 0.00$	$0.23 \pm 0.00$	$2.88 \pm 0.02$	$0.84 \pm 0.00$	$0.81 \pm 0.01$	$0.77 \pm 0.00$
$\rho=0.10, T=30000$	$0.44 \pm 0.00$	$0.23 \pm 0.00$	$2.89 \pm 0.02$	$0.84 \pm 0.00$	$0.81 \pm 0.01$	$0.77 \pm 0.01$
$\rho=0.10, T=40000$	$0.44 \pm 0.00$	$0.23 \pm 0.00$	$2.88 \pm 0.02$	$0.84 \pm 0.00$	$0.82 \pm 0.00$	$0.77 \pm 0.00$
$\rho=0.20, T=3000$	$0.41 \pm 0.00$	$0.20 \pm 0.00$	$2.77 \pm 0.02$	$0.83 \pm 0.00$	$0.80 \pm 0.01$	$0.76 \pm 0.00$
$\rho=0.20, T=5000$	$0.41 \pm 0.00$	$0.22 \pm 0.00$	$2.84 \pm 0.02$	$0.83 \pm 0.00$	$0.80 \pm 0.01$	$0.76 \pm 0.00$
$\rho=0.20, T=10000$	$0.43 \pm 0.00$	$0.22 \pm 0.00$	$2.85 \pm 0.02$	$0.83 \pm 0.00$	$0.81 \pm 0.01$	$0.76 \pm 0.00$
$\rho=0.20, T=20000$	$0.43 \pm 0.00$	$0.23 \pm 0.00$	$2.87 \pm 0.01$	$0.84 \pm 0.00$	$0.81 \pm 0.01$	$0.77 \pm 0.00$
$\rho=0.20, T=30000$	$0.44 \pm 0.00$	$0.23 \pm 0.00$	$2.89 \pm 0.02$	$0.84 \pm 0.00$	$0.82 \pm 0.01$	$0.76 \pm 0.00$
$\rho=0.20, T=40000$	$0.44 \pm 0.00$	$0.22 \pm 0.00$	$2.88 \pm 0.02$	$0.84 \pm 0.00$	$0.82 \pm 0.01$	$0.77 \pm 0.00$
$\rho=0.30, T=3000$	$0.41 \pm 0.00$	$0.21 \pm 0.00$	$2.81 \pm 0.02$	$0.83 \pm 0.00$	$0.80 \pm 0.01$	$0.76 \pm 0.00$
$\rho=0.30, T=5000$	$0.41 \pm 0.00$	$0.22 \pm 0.00$	$2.85 \pm 0.01$	$0.83 \pm 0.00$	$0.81 \pm 0.01$	$0.76 \pm 0.00$
$\rho=0.30, T=10000$	$0.42 \pm 0.00$	$0.22 \pm 0.00$	$2.85 \pm 0.02$	$0.84 \pm 0.00$	$0.81 \pm 0.01$	$0.76 \pm 0.00$
$\rho=0.30, T=20000$	$0.43 \pm 0.00$	$0.22 \pm 0.00$	$2.88 \pm 0.01$	$0.83 \pm 0.00$	$0.81 \pm 0.01$	$0.76 \pm 0.00$
$\rho=0.30, T=30000$	$0.44 \pm 0.00$	$0.22 \pm 0.00$	$2.88 \pm 0.01$	$0.84 \pm 0.00$	$0.82 \pm 0.01$	$0.76 \pm 0.00$
$\rho=0.30, T=40000$	$0.44 \pm 0.00$	$0.23 \pm 0.00$	$2.89 \pm 0.01$	$0.84 \pm 0.00$	$0.82 \pm 0.01$	$0.77 \pm 0.00$
$\rho=0.40, T=3000$	$0.41 \pm 0.00$	$0.20 \pm 0.00$	$2.80 \pm 0.01$	$0.83 \pm 0.00$	$0.80 \pm 0.01$	$0.76 \pm 0.00$
$\rho=0.40, T=5000$	$0.42 \pm 0.00$	$0.20 \pm 0.00$	$2.80 \pm 0.02$	$0.83 \pm 0.00$	$0.80 \pm 0.01$	$0.76 \pm 0.00$
$\rho=0.40, T=10000$	$0.43 \pm 0.00$	$0.22 \pm 0.00$	$2.85 \pm 0.01$	$0.83 \pm 0.00$	$0.81 \pm 0.01$	$0.77 \pm 0.00$
$\rho=0.40, T=20000$	$0.43 \pm 0.00$	$0.22 \pm 0.00$	$2.87 \pm 0.02$	$0.83 \pm 0.00$	$0.81 \pm 0.01$	$0.77 \pm 0.00$
$\rho=0.40, T=30000$	$0.44 \pm 0.00$	$0.22 \pm 0.00$	$2.88 \pm 0.01$	$0.83 \pm 0.00$	$0.81 \pm 0.01$	$0.77 \pm 0.00$
$\rho=0.40, T=40000$	$0.44 \pm 0.00$	$0.23 \pm 0.00$	$2.89 \pm 0.01$	$0.84 \pm 0.00$	$0.82 \pm 0.01$	$0.77 \pm 0.00$

Table 2: PSST+K4: mean  $\pm$  SEM across datasets (rows are param,  $\rho$  and  $T$ ).

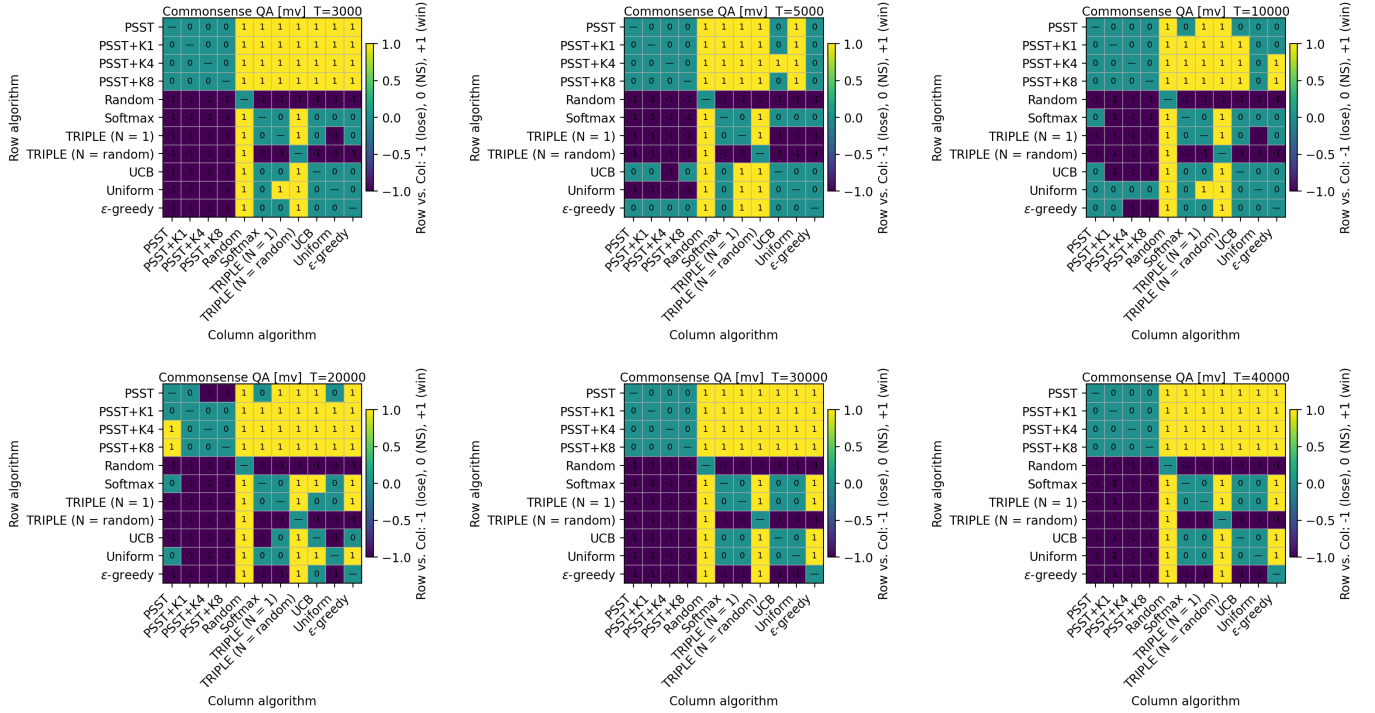


Figure 6: Pairwise wins for Commonsense QA (MV) across six budgets ( $T$  in order: 3000, 5000, 10000, 20000, 30000, 40000).

Param $\times$ T	HH	Summarization	SC	SB	MATH	CQA
c=0.1, T = 3000	0.38 $\pm$ 0.00	0.19 $\pm$ 0.01	2.83 $\pm$ 0.02	0.82 $\pm$ 0.00	0.78 $\pm$ 0.01	0.75 $\pm$ 0.00
c=0.1, T = 5000	0.39 $\pm$ 0.00	0.21 $\pm$ 0.00	2.88 $\pm$ 0.01	0.83 $\pm$ 0.00	0.80 $\pm$ 0.01	0.75 $\pm$ 0.00
c=0.1, T = 10000	0.41 $\pm$ 0.00	0.23 $\pm$ 0.00	2.94 $\pm$ 0.01	0.83 $\pm$ 0.00	0.80 $\pm$ 0.01	0.76 $\pm$ 0.00
c=0.1, T = 20000	0.43 $\pm$ 0.00	0.25 $\pm$ 0.00	2.98 $\pm$ 0.01	0.86 $\pm$ 0.00	0.80 $\pm$ 0.01	0.76 $\pm$ 0.00
c=0.1, T = 30000	0.43 $\pm$ 0.00	0.25 $\pm$ 0.00	2.99 $\pm$ 0.01	0.88 $\pm$ 0.00	0.81 $\pm$ 0.01	0.76 $\pm$ 0.01
c=0.1, T = 40000	0.44 $\pm$ 0.00	0.25 $\pm$ 0.00	3.00 $\pm$ 0.01	0.89 $\pm$ 0.00	0.81 $\pm$ 0.01	0.76 $\pm$ 0.00
c=0.5, T = 3000	0.37 $\pm$ 0.00	0.19 $\pm$ 0.01	2.85 $\pm$ 0.02	0.82 $\pm$ 0.00	0.78 $\pm$ 0.01	0.75 $\pm$ 0.00
c=0.5, T = 5000	0.38 $\pm$ 0.00	0.20 $\pm$ 0.00	2.90 $\pm$ 0.01	0.82 $\pm$ 0.00	0.79 $\pm$ 0.01	0.75 $\pm$ 0.00
c=0.5, T = 10000	0.41 $\pm$ 0.00	0.23 $\pm$ 0.00	2.94 $\pm$ 0.01	0.83 $\pm$ 0.00	0.80 $\pm$ 0.01	0.76 $\pm$ 0.00
c=0.5, T = 20000	0.43 $\pm$ 0.00	0.24 $\pm$ 0.00	2.98 $\pm$ 0.01	0.84 $\pm$ 0.00	0.80 $\pm$ 0.01	0.75 $\pm$ 0.00
c=0.5, T = 30000	0.43 $\pm$ 0.00	0.24 $\pm$ 0.00	3.00 $\pm$ 0.01	0.86 $\pm$ 0.00	0.80 $\pm$ 0.01	0.75 $\pm$ 0.00
c=0.5, T = 40000	0.44 $\pm$ 0.00	0.25 $\pm$ 0.00	3.00 $\pm$ 0.01	0.88 $\pm$ 0.00	0.81 $\pm$ 0.01	0.75 $\pm$ 0.00
c=1.0, T = 3000	0.37 $\pm$ 0.00	0.19 $\pm$ 0.01	2.88 $\pm$ 0.02	0.82 $\pm$ 0.00	0.78 $\pm$ 0.01	0.75 $\pm$ 0.00
c=1.0, T = 5000	0.37 $\pm$ 0.00	0.19 $\pm$ 0.01	2.91 $\pm$ 0.02	0.83 $\pm$ 0.00	0.79 $\pm$ 0.01	0.75 $\pm$ 0.00
c=1.0, T = 10000	0.41 $\pm$ 0.00	0.22 $\pm$ 0.00	2.94 $\pm$ 0.01	0.83 $\pm$ 0.00	0.81 $\pm$ 0.01	0.76 $\pm$ 0.00
c=1.0, T = 20000	0.42 $\pm$ 0.00	0.24 $\pm$ 0.00	2.98 $\pm$ 0.01	0.84 $\pm$ 0.00	0.80 $\pm$ 0.01	0.75 $\pm$ 0.00
c=1.0, T = 30000	0.43 $\pm$ 0.00	0.24 $\pm$ 0.00	3.00 $\pm$ 0.01	0.86 $\pm$ 0.01	0.81 $\pm$ 0.01	0.76 $\pm$ 0.00
c=1.0, T = 40000	0.43 $\pm$ 0.00	0.25 $\pm$ 0.00	3.00 $\pm$ 0.01	0.87 $\pm$ 0.00	0.81 $\pm$ 0.01	0.76 $\pm$ 0.01
c=2.0, T = 3000	0.37 $\pm$ 0.00	0.18 $\pm$ 0.01	2.86 $\pm$ 0.02	0.82 $\pm$ 0.00	0.78 $\pm$ 0.01	0.75 $\pm$ 0.00
c=2.0, T = 5000	0.38 $\pm$ 0.00	0.19 $\pm$ 0.01	2.93 $\pm$ 0.01	0.83 $\pm$ 0.00	0.79 $\pm$ 0.01	0.76 $\pm$ 0.00
c=2.0, T = 10000	0.40 $\pm$ 0.00	0.23 $\pm$ 0.00	2.94 $\pm$ 0.01	0.84 $\pm$ 0.00	0.80 $\pm$ 0.01	0.76 $\pm$ 0.00
c=2.0, T = 20000	0.42 $\pm$ 0.00	0.24 $\pm$ 0.00	2.98 $\pm$ 0.01	0.85 $\pm$ 0.00	0.80 $\pm$ 0.01	0.75 $\pm$ 0.00
c=2.0, T = 30000	0.42 $\pm$ 0.00	0.24 $\pm$ 0.00	2.99 $\pm$ 0.01	0.86 $\pm$ 0.00	0.81 $\pm$ 0.01	0.76 $\pm$ 0.00
c=2.0, T = 40000	0.43 $\pm$ 0.00	0.25 $\pm$ 0.00	2.99 $\pm$ 0.01	0.88 $\pm$ 0.00	0.81 $\pm$ 0.01	0.75 $\pm$ 0.00
c=4.0, T = 3000	0.37 $\pm$ 0.00	0.18 $\pm$ 0.01	2.85 $\pm$ 0.02	0.82 $\pm$ 0.00	0.78 $\pm$ 0.01	0.75 $\pm$ 0.00
c=4.0, T = 5000	0.37 $\pm$ 0.00	0.18 $\pm$ 0.00	2.91 $\pm$ 0.01	0.83 $\pm$ 0.00	0.79 $\pm$ 0.01	0.76 $\pm$ 0.00
c=4.0, T = 10000	0.41 $\pm$ 0.00	0.22 $\pm$ 0.00	2.94 $\pm$ 0.01	0.84 $\pm$ 0.00	0.81 $\pm$ 0.01	0.76 $\pm$ 0.00
c=4.0, T = 20000	0.42 $\pm$ 0.00	0.24 $\pm$ 0.00	2.97 $\pm$ 0.01	0.84 $\pm$ 0.00	0.80 $\pm$ 0.01	0.75 $\pm$ 0.00
c=4.0, T = 30000	0.42 $\pm$ 0.00	0.24 $\pm$ 0.00	2.99 $\pm$ 0.01	0.86 $\pm$ 0.00	0.81 $\pm$ 0.01	0.75 $\pm$ 0.00
c=4.0, T = 40000	0.43 $\pm$ 0.00	0.25 $\pm$ 0.00	3.00 $\pm$ 0.01	0.87 $\pm$ 0.00	0.81 $\pm$ 0.01	0.76 $\pm$ 0.00
c=8.0, T = 3000	0.37 $\pm$ 0.00	0.18 $\pm$ 0.01	2.86 $\pm$ 0.02	0.82 $\pm$ 0.00	0.78 $\pm$ 0.01	0.75 $\pm$ 0.00
c=8.0, T = 5000	0.38 $\pm$ 0.00	0.19 $\pm$ 0.01	2.90 $\pm$ 0.02	0.83 $\pm$ 0.00	0.79 $\pm$ 0.01	0.76 $\pm$ 0.00
c=8.0, T = 10000	0.40 $\pm$ 0.00	0.22 $\pm$ 0.00	2.92 $\pm$ 0.01	0.84 $\pm$ 0.00	0.80 $\pm$ 0.01	0.76 $\pm$ 0.00
c=8.0, T = 20000	0.42 $\pm$ 0.00	0.24 $\pm$ 0.00	2.97 $\pm$ 0.01	0.84 $\pm$ 0.00	0.80 $\pm$ 0.01	0.76 $\pm$ 0.00
c=8.0, T = 30000	0.43 $\pm$ 0.00	0.24 $\pm$ 0.00	2.98 $\pm$ 0.01	0.86 $\pm$ 0.00	0.81 $\pm$ 0.01	0.75 $\pm$ 0.00
c=8.0, T = 40000	0.43 $\pm$ 0.00	0.25 $\pm$ 0.00	2.99 $\pm$ 0.01	0.87 $\pm$ 0.00	0.81 $\pm$ 0.01	0.76 $\pm$ 0.01

Table 3: UCB: mean  $\pm$  SEM across datasets (rows are param, T).



Param $\times$ T	HH	Summarization	SC	SB	MATH	CQA
e=0.50, $T = 3000$	0.37 $\pm$ 0.00	0.17 $\pm$ 0.01	2.78 $\pm$ 0.02	0.83 $\pm$ 0.00	0.79 $\pm$ 0.01	0.76 $\pm$ 0.00
e=0.50, $T = 5000$	0.39 $\pm$ 0.00	0.20 $\pm$ 0.01	2.82 $\pm$ 0.01	0.83 $\pm$ 0.00	0.80 $\pm$ 0.01	0.75 $\pm$ 0.00
e=0.50, $T = 10000$	0.41 $\pm$ 0.00	0.21 $\pm$ 0.00	2.90 $\pm$ 0.01	0.84 $\pm$ 0.00	0.79 $\pm$ 0.01	0.75 $\pm$ 0.00
e=0.50, $T = 20000$	0.42 $\pm$ 0.00	0.23 $\pm$ 0.00	2.94 $\pm$ 0.01	0.84 $\pm$ 0.00	0.79 $\pm$ 0.01	0.74 $\pm$ 0.00
e=0.50, $T = 30000$	0.43 $\pm$ 0.00	0.24 $\pm$ 0.00	2.97 $\pm$ 0.01	0.85 $\pm$ 0.00	0.80 $\pm$ 0.01	0.75 $\pm$ 0.00
e=0.50, $T = 40000$	0.43 $\pm$ 0.00	0.25 $\pm$ 0.00	2.98 $\pm$ 0.01	0.85 $\pm$ 0.00	0.80 $\pm$ 0.01	0.75 $\pm$ 0.01
e=0.75, $T = 3000$	0.38 $\pm$ 0.00	0.16 $\pm$ 0.01	2.75 $\pm$ 0.03	0.83 $\pm$ 0.00	0.79 $\pm$ 0.01	0.75 $\pm$ 0.00
e=0.75, $T = 5000$	0.39 $\pm$ 0.00	0.17 $\pm$ 0.01	2.86 $\pm$ 0.01	0.84 $\pm$ 0.00	0.79 $\pm$ 0.01	0.76 $\pm$ 0.00
e=0.75, $T = 10000$	0.40 $\pm$ 0.00	0.20 $\pm$ 0.01	2.91 $\pm$ 0.01	0.84 $\pm$ 0.00	0.79 $\pm$ 0.01	0.76 $\pm$ 0.00
e=0.75, $T = 20000$	0.42 $\pm$ 0.00	0.23 $\pm$ 0.00	2.95 $\pm$ 0.01	0.84 $\pm$ 0.00	0.79 $\pm$ 0.00	0.74 $\pm$ 0.00
e=0.75, $T = 30000$	0.43 $\pm$ 0.00	0.23 $\pm$ 0.00	2.97 $\pm$ 0.01	0.85 $\pm$ 0.00	0.81 $\pm$ 0.01	0.75 $\pm$ 0.00
e=0.75, $T = 40000$	0.43 $\pm$ 0.00	0.24 $\pm$ 0.00	2.96 $\pm$ 0.01	0.85 $\pm$ 0.00	0.80 $\pm$ 0.01	0.74 $\pm$ 0.00
e=0.80, $T = 3000$	0.38 $\pm$ 0.00	0.18 $\pm$ 0.01	2.83 $\pm$ 0.02	0.83 $\pm$ 0.00	0.79 $\pm$ 0.01	0.75 $\pm$ 0.00
e=0.80, $T = 5000$	0.39 $\pm$ 0.00	0.19 $\pm$ 0.00	2.86 $\pm$ 0.02	0.83 $\pm$ 0.00	0.80 $\pm$ 0.01	0.76 $\pm$ 0.00
e=0.80, $T = 10000$	0.40 $\pm$ 0.00	0.19 $\pm$ 0.01	2.91 $\pm$ 0.01	0.84 $\pm$ 0.00	0.80 $\pm$ 0.01	0.76 $\pm$ 0.00
e=0.80, $T = 20000$	0.42 $\pm$ 0.00	0.23 $\pm$ 0.00	2.94 $\pm$ 0.01	0.84 $\pm$ 0.00	0.79 $\pm$ 0.01	0.75 $\pm$ 0.00
e=0.80, $T = 30000$	0.41 $\pm$ 0.00	0.23 $\pm$ 0.00	2.96 $\pm$ 0.01	0.84 $\pm$ 0.00	0.79 $\pm$ 0.01	0.75 $\pm$ 0.00
e=0.80, $T = 40000$	0.43 $\pm$ 0.00	0.24 $\pm$ 0.00	2.98 $\pm$ 0.01	0.85 $\pm$ 0.00	0.80 $\pm$ 0.01	0.74 $\pm$ 0.00
e=0.85, $T = 3000$	0.38 $\pm$ 0.00	0.16 $\pm$ 0.01	2.72 $\pm$ 0.04	0.83 $\pm$ 0.00	0.78 $\pm$ 0.01	0.75 $\pm$ 0.00
e=0.85, $T = 5000$	0.38 $\pm$ 0.00	0.17 $\pm$ 0.01	2.87 $\pm$ 0.01	0.83 $\pm$ 0.00	0.80 $\pm$ 0.01	0.76 $\pm$ 0.00
e=0.85, $T = 10000$	0.40 $\pm$ 0.00	0.20 $\pm$ 0.00	2.90 $\pm$ 0.01	0.84 $\pm$ 0.00	0.80 $\pm$ 0.01	0.76 $\pm$ 0.00
e=0.85, $T = 20000$	0.41 $\pm$ 0.00	0.22 $\pm$ 0.00	2.95 $\pm$ 0.01	0.84 $\pm$ 0.00	0.79 $\pm$ 0.01	0.75 $\pm$ 0.00
e=0.85, $T = 30000$	0.42 $\pm$ 0.00	0.23 $\pm$ 0.01	2.95 $\pm$ 0.01	0.85 $\pm$ 0.00	0.79 $\pm$ 0.01	0.75 $\pm$ 0.00
e=0.85, $T = 40000$	0.42 $\pm$ 0.00	0.24 $\pm$ 0.00	2.97 $\pm$ 0.01	0.85 $\pm$ 0.00	0.80 $\pm$ 0.01	0.75 $\pm$ 0.01
e=0.90, $T = 3000$	0.37 $\pm$ 0.00	0.17 $\pm$ 0.01	2.81 $\pm$ 0.03	0.82 $\pm$ 0.00	0.78 $\pm$ 0.01	0.75 $\pm$ 0.00
e=0.90, $T = 5000$	0.38 $\pm$ 0.00	0.17 $\pm$ 0.01	2.87 $\pm$ 0.02	0.83 $\pm$ 0.00	0.79 $\pm$ 0.01	0.76 $\pm$ 0.00
e=0.90, $T = 10000$	0.40 $\pm$ 0.00	0.19 $\pm$ 0.01	2.90 $\pm$ 0.01	0.84 $\pm$ 0.00	0.80 $\pm$ 0.01	0.76 $\pm$ 0.00
e=0.90, $T = 20000$	0.41 $\pm$ 0.00	0.22 $\pm$ 0.00	2.94 $\pm$ 0.01	0.84 $\pm$ 0.00	0.79 $\pm$ 0.01	0.75 $\pm$ 0.00
e=0.90, $T = 30000$	0.42 $\pm$ 0.00	0.23 $\pm$ 0.00	2.95 $\pm$ 0.01	0.85 $\pm$ 0.00	0.79 $\pm$ 0.01	0.75 $\pm$ 0.00
e=0.90, $T = 40000$	0.42 $\pm$ 0.00	0.24 $\pm$ 0.00	2.97 $\pm$ 0.01	0.85 $\pm$ 0.00	0.80 $\pm$ 0.01	0.75 $\pm$ 0.00
e=0.95, $T = 3000$	0.37 $\pm$ 0.00	0.17 $\pm$ 0.01	2.76 $\pm$ 0.03	0.82 $\pm$ 0.00	0.78 $\pm$ 0.01	0.75 $\pm$ 0.00
e=0.95, $T = 5000$	0.38 $\pm$ 0.00	0.17 $\pm$ 0.01	2.86 $\pm$ 0.01	0.83 $\pm$ 0.00	0.79 $\pm$ 0.01	0.76 $\pm$ 0.00
e=0.95, $T = 10000$	0.39 $\pm$ 0.00	0.19 $\pm$ 0.01	2.92 $\pm$ 0.01	0.84 $\pm$ 0.00	0.80 $\pm$ 0.01	0.76 $\pm$ 0.00
e=0.95, $T = 20000$	0.41 $\pm$ 0.00	0.21 $\pm$ 0.00	2.95 $\pm$ 0.01	0.84 $\pm$ 0.00	0.79 $\pm$ 0.01	0.75 $\pm$ 0.00
e=0.95, $T = 30000$	0.42 $\pm$ 0.00	0.22 $\pm$ 0.00	2.95 $\pm$ 0.01	0.85 $\pm$ 0.00	0.80 $\pm$ 0.01	0.75 $\pm$ 0.00
e=0.95, $T = 40000$	0.41 $\pm$ 0.00	0.23 $\pm$ 0.00	2.95 $\pm$ 0.01	0.84 $\pm$ 0.00	0.79 $\pm$ 0.00	0.75 $\pm$ 0.00

Table 4:  $\epsilon$ -greedy: mean  $\pm$  SEM across datasets (rows are param,  $T$ ).

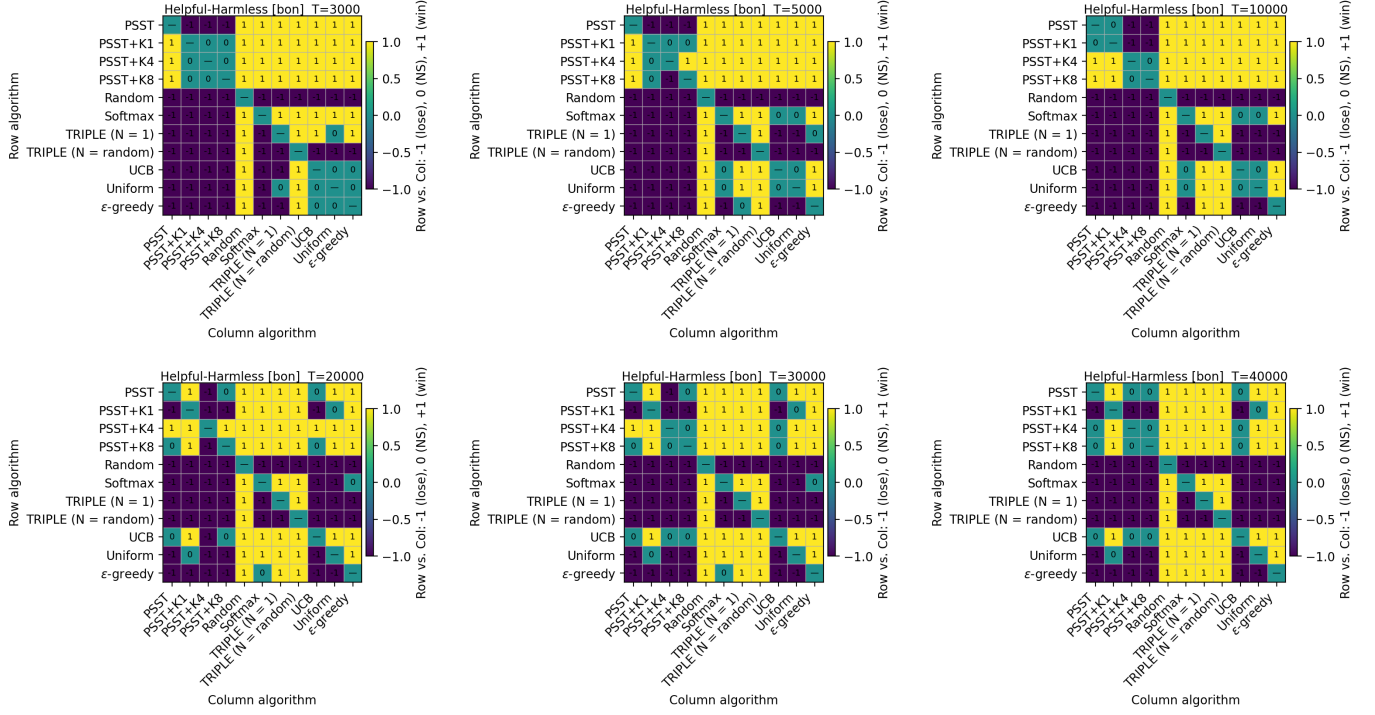


Figure 7: Pairwise wins for Helpful-Harmless (BoN) across six budgets ( $T$  in order: 3000, 5000, 10000, 20000, 30000, 40000).

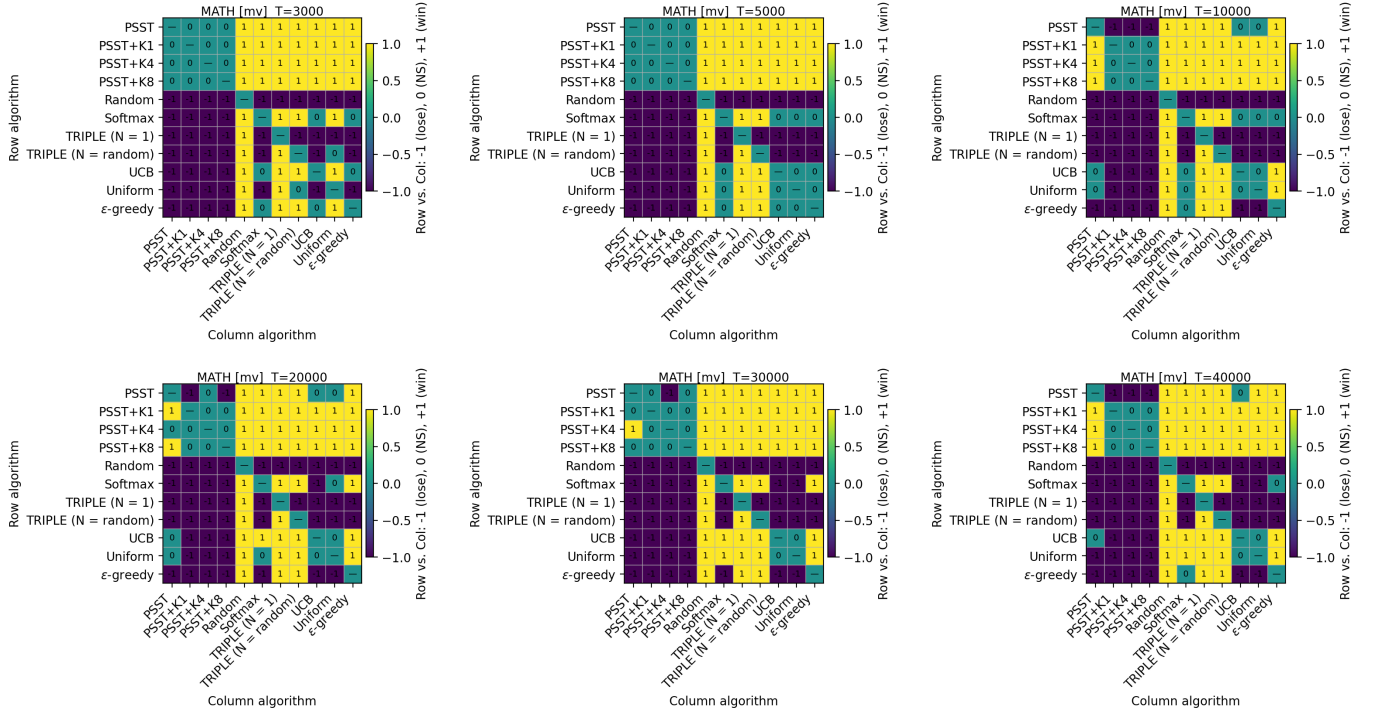


Figure 8: Pairwise wins for MATH (MV) across six budgets ( $T$  in order: 3000, 5000, 10000, 20000, 30000, 40000).

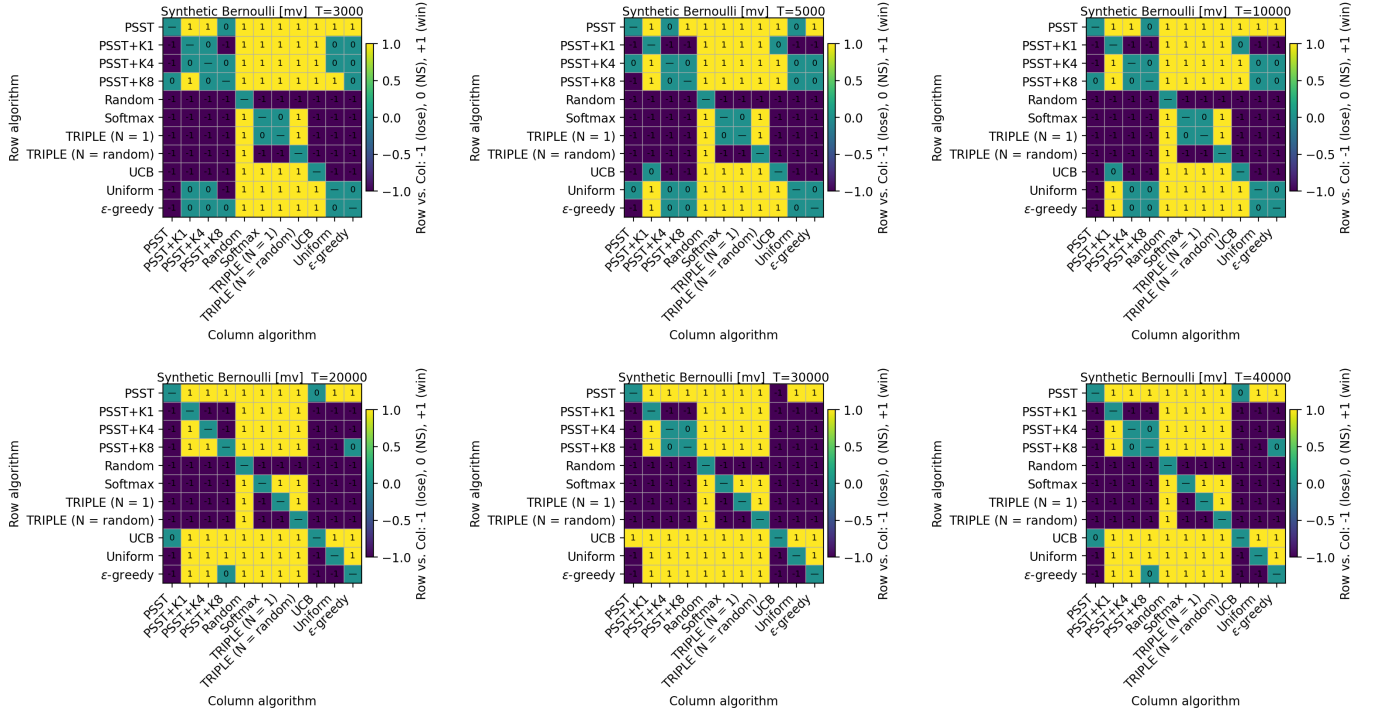


Figure 9: Pairwise wins for Synthetic Bernoulli (MV) across six budgets ( $T$  in order: 3000, 5000, 10000, 20000, 30000, 40000).

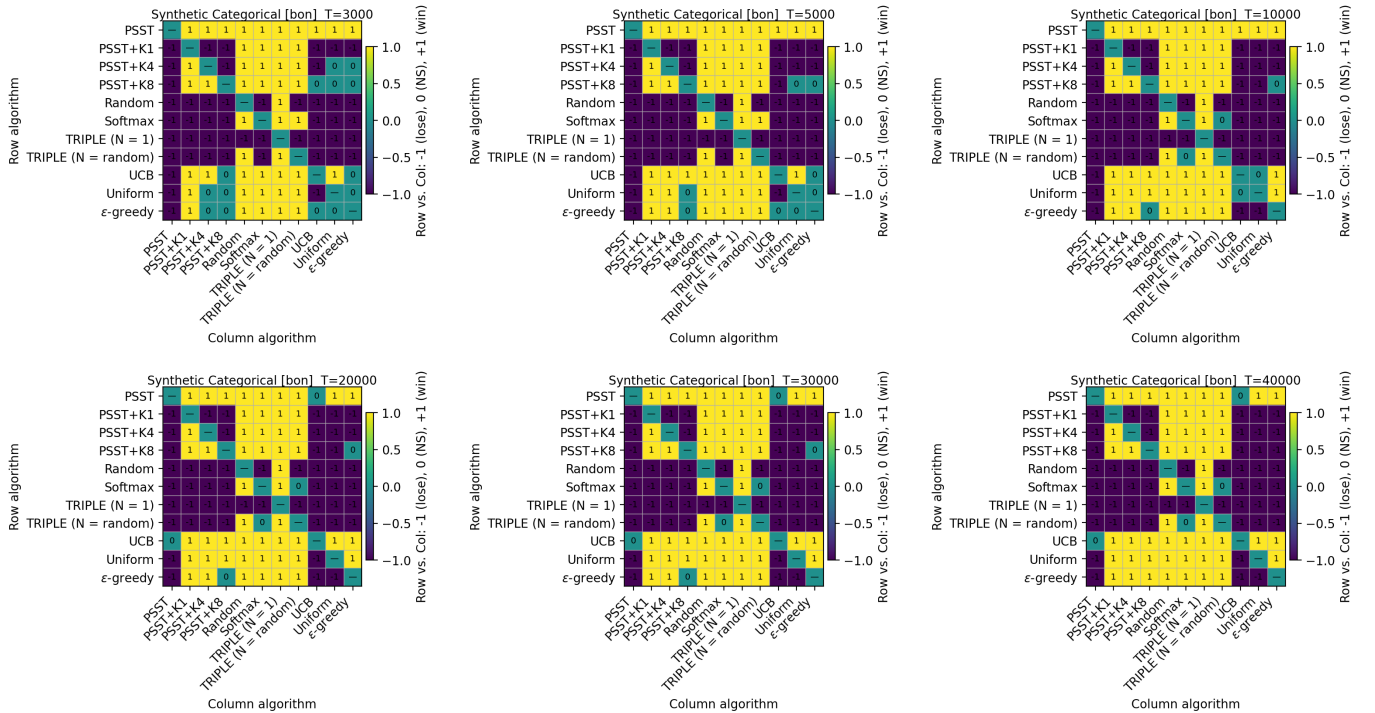


Figure 10: Pairwise wins for Synthetic Categorical (BoN) across six budgets ( $T$  in order: 3000, 5000, 10000, 20000, 30000, 40000).

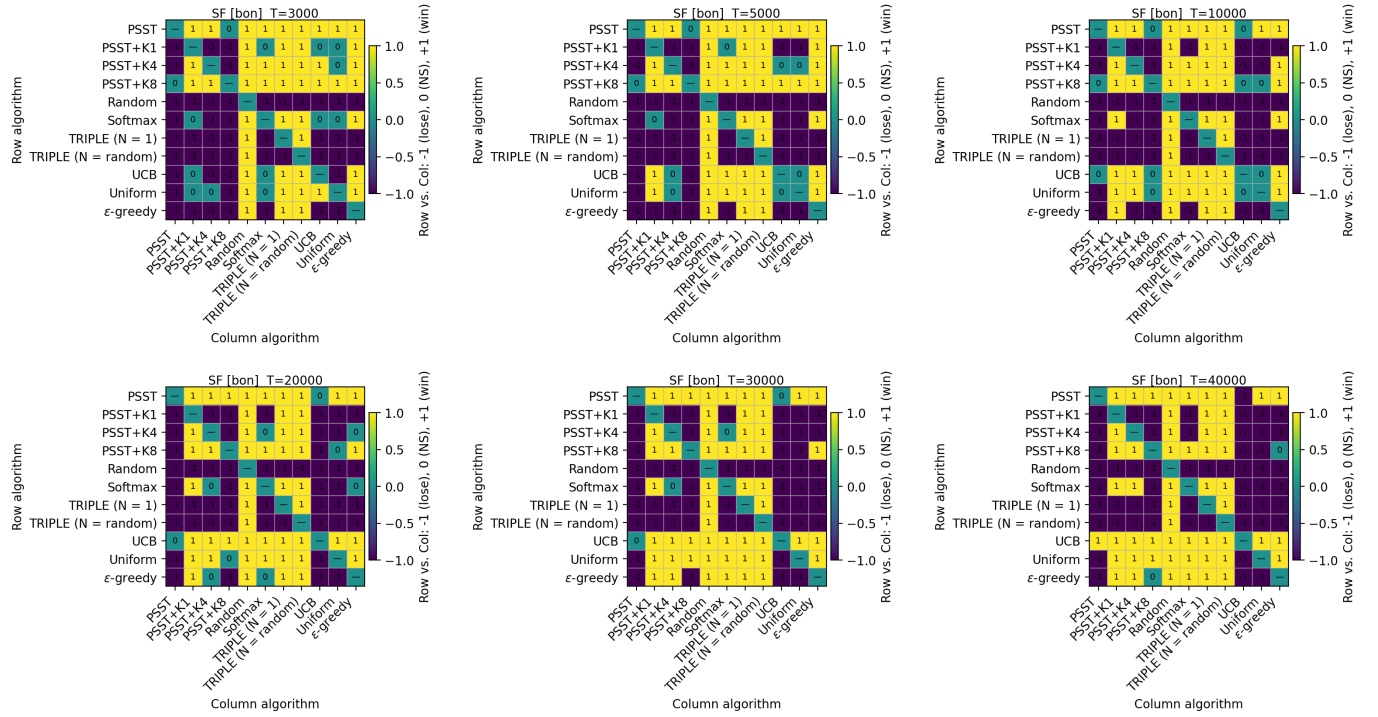


Figure 11: Pairwise wins for Summarization (BoN) across six budgets ( $T$  in order: 3000, 5000, 10000, 20000, 30000, 40000).