

LATTE: Learning Aligned Transactions and Textual Embeddings for Bank Clients

Egor Fadeev¹, Dzhambulat Mollaev¹, Aleksei Shestov¹, Dima Korolev¹,
Omar Zoloev¹, Ivan Kireev¹, Andrey Savchenko¹, Maksim Makarenko¹
¹Sber AI Lab

Abstract

Learning clients embeddings from sequences of their historic communications is central to financial applications. While large language models (LLMs) offer general world knowledge, their direct use on long event sequences is computationally expensive and impractical in real-world pipelines. In this paper, we propose **LATTE**, a contrastive learning framework that aligns raw event embeddings with semantic embeddings from frozen LLMs. Behavioral features are summarized into short prompts, embedded by the LLM, and used as supervision via contrastive loss. The proposed approach significantly reduces inference cost and input size compared to conventional processing of complete sequence by LLM. We experimentally show that our method outperforms state-of-the-art techniques for learning event sequence representations on real-world financial datasets while remaining deployable in latency-sensitive environments.

1 Introduction

Learning representations from structured event sequences [26, 27, 28, 29, 30] remains a core challenge in industrial applications of healthcare [36], education [12], e-commerce [10, 37], and, especially, finance [31, 35]. In the banking sector, hundreds of streams of temporally ordered, high-dimensional, and often sparse tabular data [41], such as transaction logs, payment histories, and customer interactions, are generated continuously. These data underpin a broad spectrum of business-critical tasks, including churn prediction, risk assessment, credit scoring, and personalized targeting [13]. Despite abundant customer interaction data, high-quality labels for such downstream tasks remain limited. This shortage of timely supervision hinders the scalability of supervised learning in production settings. It highlights the need for self-supervised approaches to derive robust and semantically rich representations directly from raw behavioral sequences [14]. Prevailing self-supervised approaches for modeling event sequences adopt such objectives as contrastive learning [1], next-event prediction [22], and latent sequence modeling techniques, e.g., Contrastive Predictive Coding (CPC) [23], aiming to capture temporal dependencies and user intent without relying on manual supervision.

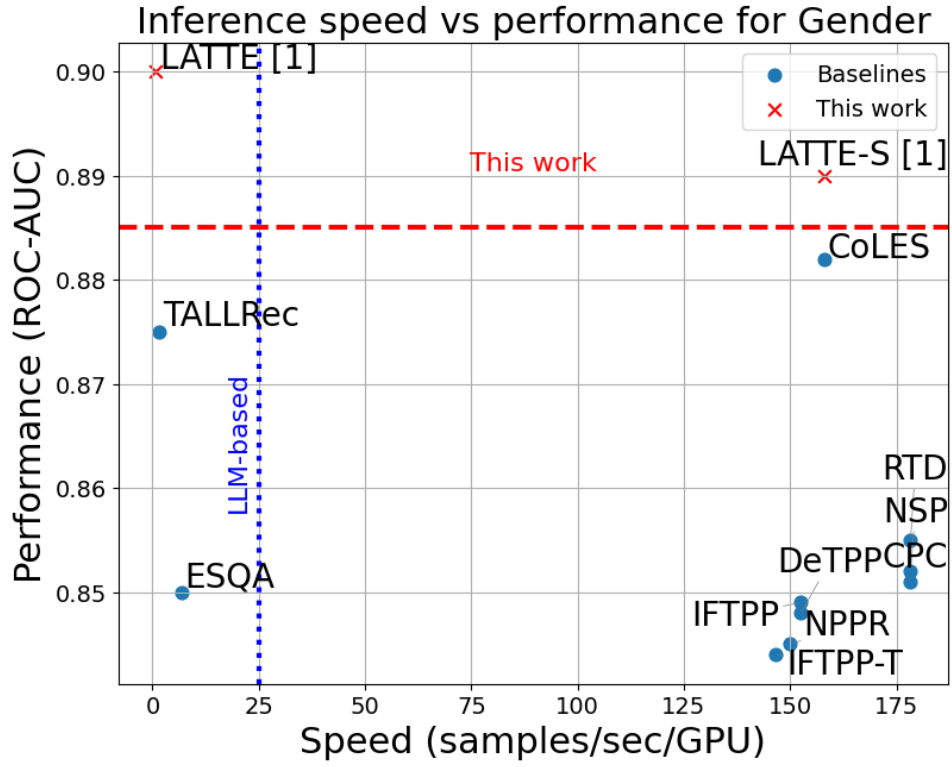


Figure 1: Figure of Merit comparing ROC-AUC performance and inference speed (samples/sec/GPU) on the Gender prediction task. Compared methods include **LATTE** [1], **LATTE-S** [1], CoLES [1] RTD [24], CPC [23], NSP [25], NPPR [22], DeTPP [33], IFTPP [34], IFTPP-T [34], ESQA [15], and TALLRec [19].

Recent advancements in Large Language Models (LLMs) offer new opportunities to enhance representation learning from event sequences. Trained on diverse and large-scale corpora, LLMs encode elements often implicit or absent in structured event datasets, e.g., rich semantic priors about behavioral patterns, temporal dynamics, and domain knowledge. Leveraging this external knowledge can significantly improve the quality of user representations, particularly in financial applications [43]. Motivated by this potential, recent studies have explored adaptations of LLMs to structured data. For example, TALLRec [19], LLM-TRSR [20], and HKFR [21] transfer rich text understanding abilities of LLMs to recommender systems; TabLLM [18] targets tabular classification tasks; TEST [17] and TimeLLM [16] address time series; while ESQA [15] applies LLMs to event-sequence question answering.

However, a naive direct application of LLMs to serialized sequential tabular data incurs substantial computational overhead due to the large token counts per user. For example, typical banking transaction datasets often contain hundreds of records per user, each serialized into dozens of tokens, exceeding practical context window limits and increasing inference and training times. Figure 1 shows that LLM-based models such as TALLRec [19] and ESQA [15] do not exceed an inference speed of 10 users per second, which severely limits their applicability in banking production environments.

Existing methods to mitigate this issue fall into two main categories. The first reduces context length by summarizing user histories with general-purpose LLMs [21, 20], which risks losing domain-specific information critical for accurate modeling. The second class of methods attempts to bypass context length constraints by encoding sequences in non-textual formats [17, 16]. However, these representations often discard the semantic content present in item descriptions (e.g., transaction categories or merchant details). Moreover, as user histories grow longer, these models either incur increased computational cost or suffer performance degradation due to limited model capacity.

To address these limitations, we propose **LATTE**¹, a scalable framework for Learning Aligned Transactions and Textual Embeddings. Instead of feeding entire sequences into LLMs, we extract compact client-level statistics and use an instruction-tuned LLM to generate natural language summaries. These summaries serve as weak labels, aligned with pretrained sequence embeddings from a lightweight encoder via contrastive learning. At inference, **LATTE** supports two modes: a standalone encoder (**LATTE-S**) that retains LLM-level semantics without added overhead, and a combined encoder (**LATTE**) that fuses textual and structural representations.

To evaluate trade-offs between performance and efficiency, we introduce a Figure of Merit (FOM) comparing ROC-AUC and inference speed on the standard banking dataset of gender prediction task [3] (Figure 1). We evaluate **LATTE** in two variants, combining two embedding strategies: structural-only (**LATTE-S**) and

¹The source code is available at <https://anonymous.4open.science/r/LATTE-3BD2/>

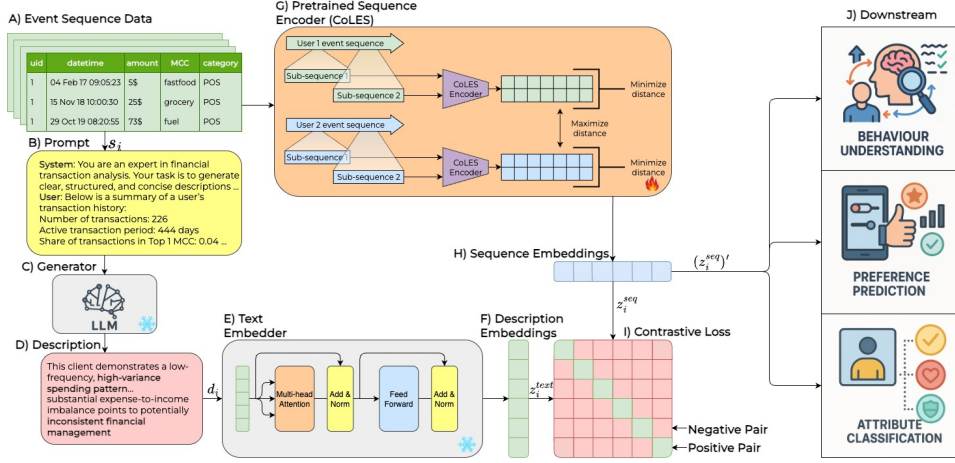


Figure 2: Overview of the proposed **LATTE** pipeline. (A) Event sequences serve as the input data source. (B) A summary prompt is crafted to query the event sequence. (C) An LLM generator produces a natural language description based on the prompt. (D) The resulting textual description captures salient features of the event sequence. (E) A text embedder converts the description into a vector representation. (F) This description embedding encodes the generated text. (G) In parallel, a sequence encoder embeds the original event sequence. (H) The resulting sequence embedding captures structural and temporal patterns. (I) A contrastive alignment module trains the model to align textual and sequence embeddings in a shared representation space. (J) The aligned embeddings can be used for various downstream tasks such as classification, retrieval, or prediction.

concatenated with textual features (**LATTE**). In terms of performance, all versions of **LATTE** outperform the typical baseline financial methods. The structural-only variant (**LATTE-S**) achieves a ROC-AUC of 0.899 on the Gender task with an inference speed of 162 samples/sec/GPU, surpassing LLM-based models such as TALLRec and ESQA, being over $14\times$ faster. Across all types of textual encoders, the combined variant (**LATTE**) consistently achieves the highest overall ROC-AUC.

2 Proposed Approach

We aim to improve the quality of representations learned from transactional event sequences by introducing an auxiliary modality derived from textual behavioral descriptions. To this end, we propose a three-stage pipeline, **LATTE**, illustrated in Figure 2, which maps raw transaction sequences into rich embeddings suitable for downstream tasks.

Let $T_i = x_1, x_2, \dots, x_n$ denote the transaction sequence for client i , where each x_j contains timestamped categorical and numerical attributes (e.g., amount, merchant category). As shown in Fig. 2A, we first compute a vector of summary features s_i that aggregates behavioral patterns over the sequence: frequency of

activity, merchant diversity, transaction types, temporal coverage, and income-expense structure. Categorical statistics are transformed into meaningful textual descriptions rather than raw indices. See Appendix C for the prompt template and a sample generated description. This profile is then serialized into a textual prompt (Fig. 2B), which is passed to a frozen instruction-tuned LLM (Fig. 2C) to generate a natural language description d_i of the client’s behavior (Fig. 2D). The prompt includes a system message and a structured representation of s_i designed to elicit coherent and interpretable responses.

Simultaneously, the raw sequence T_i is processed by a GRU-based sequence encoder (Fig. 2G) trained under a self-supervised CoLES objective [1], where each training example consists of two overlapping subsequences (positives) and contrastive negatives from other clients. This produces the sequence embedding z_i^{seq} optimized to capture client-specific behavioral dynamics. In parallel, the description d_i is passed through a frozen multilingual sentence encoder (Fig. 2F), producing the text embedding z_i^{text} (Fig. 2E) via mean pooling.

The embeddings z_i^{seq} and z_i^{text} are then aligned using one of three cross-modal contrastive losses (Fig. 2I), while keeping the text encoder fixed. The updated transaction embeddings $(z_i^{\text{seq}})'$ (Fig. 2H), aligned with the textual representations, are evaluated on downstream tasks such as churn prediction (Fig. 2J).

To perform cross-modal alignment, we introduce three contrastive heads: Symmetric Softmax, Pairwise Binary, and Orthogonal Regularized. Each was inspired by prior work on multimodal learning [6, 7, 32]. These heads differ in their alignment geometry and regularization, and we refer to them as **LATTE** [1], **LATTE** [2], and **LATTE** [3], respectively. All three heads use frozen text encoders and update only the transaction encoder. Downstream tasks are evaluated using the resulting $(z_i^{\text{seq}})'$, while the textual modality provides semantically grounded alignment by enriching the training signal with contextual knowledge of categorical attributes that the sequence encoder alone cannot interpret.

LATTE [1]: Symmetric Softmax Contrastive Head promotes bidirectional alignment between modalities using a symmetric InfoNCE-style loss:

$$\mathcal{L}_{\text{softmax}} = \frac{1}{2}(\mathcal{L}_{\text{seq} \rightarrow \text{text}} + \mathcal{L}_{\text{text} \rightarrow \text{seq}}), \quad (1)$$

where

$$\mathcal{L}_{\text{seq} \rightarrow \text{text}} = -\frac{1}{N} \sum_{i=1}^N \log \frac{\exp(\langle z_i^{\text{seq}}, z_i^{\text{text}} \rangle / \tau)}{\sum_{j=1}^N \exp(\langle z_i^{\text{seq}}, z_j^{\text{text}} \rangle / \tau)}.$$

The second term, $\mathcal{L}_{\text{text} \rightarrow \text{seq}}$, is defined similarly with the roles of sequence and text reversed. Here, $\langle \cdot, \cdot \rangle$ denotes the cosine similarity between the L2-normalized embeddings of the sequence (z_i^{seq}) and the corresponding text (z_i^{text}), and τ is a temperature hyperparameter controlling the sharpness of the similarity distribution.

LATTE [2]: Pairwise Binary Contrastive Head applies sigmoid-based supervi-

sion across all sequence-description pairs in the batch:

$$\mathcal{L}_{\text{sigm}} = -\frac{1}{N} \sum_{i=1}^N \sum_{j=1}^N \log \left(\frac{1}{1 + e^{y_{ij}(-\tau z_i^{\text{seq}} \cdot z_j^{\text{text}} + b)}} \right), \quad (2)$$

where $y_{ij} = 1$ for $i = j$ (positive pairs), $y_{ij} = -1$ otherwise (negatives), and b is a trainable bias.

LATTE [3]: Orthogonal Regularized Contrastive Head augments the softmax-based loss with a geometric regularization term that disentangles modality-specific and shared information. To achieve this, we introduce an auxiliary projection head that maps each transaction embedding z_i^{seq} to a representation composed of two parts: Z^{shared} , which captures components aligned with textual information, and Z^{spec} , which preserves information specific to the transaction modality:

$$\mathcal{L}_{\text{reg}} = \mathcal{L}_{\text{softmax}} + \lambda_{\text{ortho}} \cdot \mathcal{L}_{\text{ortho}}, \quad (3)$$

where $\mathcal{L}_{\text{ortho}} = \left\| (Z^{\text{shared}})^\top Z^{\text{spec}} \right\|_F^2$.

This separation promotes disentangled features by penalizing correlation between shared and specific subspaces, where λ_{ortho} controls the strength of this regularization and thus the emphasis on preserving modality-specific information.

3 Experimental Setup

This section provides the core details of our experimental setup, including validation strategy, datasets, and baseline methods. Additional implementation details are provided in Appendix A.

3.1 Data

We evaluate our method on three real-world datasets containing anonymized credit card transaction sequences from major financial institutions. Each dataset comprises client-level sequences with numerical and categorical attributes (e.g., amount, merchant category, transaction type), and includes an unlabeled subset used exclusively for representation learning. *Churn* [2] includes approximately 10K Rosbank clients labeled by future inactivity. *Gender* [3] and *Age Group* [4], provided by Sberbank, contain 15K and 50K clients respectively, annotated with demographic labels.

3.2 Validation Strategy

Each dataset is split into disjoint training and test partitions by reserving 10% of the labeled clients for evaluation. The remaining 90% of labeled users, together with all available unlabeled users, are used for training the embedding models. To assess the quality of learned representations, we adopt a 5-fold cross-validation procedure. Specifically, the labeled portion of the training data is divided into five equal-sized folds. For each fold v , we: (1) train a LightGBM [38] classifier on

embeddings from the remaining four folds, and (2) evaluate it on the held-out test fold, computing a downstream performance metric M_v . For binary classification tasks (churn, gender), we report ROC-AUC; for multiclass age prediction, we report classification accuracy. The final performance is summarized as $\mu_M \pm \sigma_M$, where μ_M is the mean and σ_M is the standard deviation over all five folds.

3.3 Baselines

We compare **LATTE** against a diverse set of baselines spanning five methodological families:

Event sequence models. CPC [23] learns to predict future representations from past context via a contrastive loss. CoLES [1] improves temporal consistency by aligning overlapping subsequences using InfoNCE. NPPR [22] employs autoregressive training with dual objectives: predicting the next and reconstructing the previous event from masked sequences. All models operate on raw event sequences without external modalities.

Temporal point process models. DeTPP [33] models event timing and types using parametric point processes. IFTPP and IFTPP-T [34] use Transformer and GRU backbones with combined MAE and classification losses.

Natural language processing objectives. RTD [24] randomly replaces 15% of event tokens and predicts the original token; NSP [25] extends BERT’s next sentence prediction to sequences of events.

LLM-based approaches. We adapt TALLRec [19] and HKFR [21] from recommender systems for user embedding extraction by fine-tuning LLMs on serialized user-item histories using next-token prediction. Embeddings are derived via mean pooling over the final layer, following recent best practices [46, 42]. Additionally, we replace older backbones (e.g., LLaMA 7B [49], ChatGLM-6B [48]) with LLaMA 3.2 3B [47] to leverage architectural improvements and efficiency.

Tabular feature aggregation. As a non-sequential baseline, *agg* aggregates transaction features using summary statistics such as mean, standard deviation, min-max and grouped frequency statistics (for categorical features).

4 Experimental Results

4.1 Main Results

Table 1 presents the performance of client embeddings on three downstream tasks: churn prediction (AUC), age group classification (accuracy), and gender prediction (AUC). While traditional self-supervised objectives such as CPC, RTD, and NSP lag behind stronger baselines like CoLES and TALLRec, several variants of our proposed LATTE framework demonstrate clear gains across tasks. **LATTE** [1] achieves the best result on churn prediction (0.868 AUC), while **LATTE** [3] leads on both age group classification (0.678 accuracy) and gender prediction (0.902 AUC). These improvements indicate that incorporating synthetic textual supervision leads to consistently stronger representations of transactional behavior.

Model	Churn (AUC)	Age Group (Acc)	Gender (AUC)
agg	0.827 ± 0.010	0.629 ± 0.002	0.877 ± 0.004
CPC	0.792 ± 0.015	0.602 ± 0.004	0.851 ± 0.006
RTD	0.771 ± 0.016	0.631 ± 0.006	0.855 ± 0.008
CoLES	0.841 ± 0.005	0.644 ± 0.005	0.882 ± 0.004
NSP	0.828 ± 0.012	0.621 ± 0.005	0.852 ± 0.011
NPPR	0.845 ± 0.003	0.642 ± 0.001	-
DeTPP	0.823 ± 0.002	0.632 ± 0.004	-
IFTTP	0.828 ± 0.004	0.632 ± 0.003	0.863 ± 0.003
IFTTP-T	0.814 ± 0.004	0.620 ± 0.002	0.852 ± 0.005
TALLRec	0.839 ± 0.003	0.659 ± 0.004	0.875 ± 0.004
HKFR	0.823 ± 0.006	-	-
LATTE [1]	<u>0.867 ± 0.004</u>	<u>0.666 ± 0.005</u>	<u>0.900 ± 0.005</u>
LATTE [2]	0.868 ± 0.006	<u>0.671 ± 0.005</u>	<u>0.901 ± 0.005</u>
LATTE [3]	<u>0.857 ± 0.003</u>	0.678 ± 0.003	0.902 ± 0.006

Table 1: Performance of client embeddings on downstream tasks. **Bold** indicates best result; underline indicates second-best; double underline indicates third-best

4.2 Runtime Analysis

In banking applications, inference speed is critical due to the need to process millions of multi-source user records in a hardware environment with limited access to GPUs. In this section, we investigate an important trade-off between inference resource utilization (compute time, memory utilization) and the performance of the proposed methods compared to baseline architectures.

Figure 3 showcases the performance on the Churn dataset. Generative models (LATTE [1, 2, 3], TALLRec) achieve the highest ROC-AUC scores, exceeding 0.868, but at the cost of extremely low inference speeds—processing only a few samples per second—and high memory consumption, with over 3 billion parameters. In contrast, lightweight LATTE-S variants attain slightly lower ROC-AUC values while operating over 160 samples per second and compact size of just 4.4 million parameters. These models match the efficiency of contrastive baselines, offering a favorable trade-off between accuracy, speed, and memory footprint. As shown in Appendix B (Figure 4), a similar trend occurs on the Age prediction task.

4.3 Ablation Study

Contrastive Fine-tuning with Textual Embedding Alignment. Table 2 summarizes an ablation study on contrastive fine-tuning and modality concatenation. Adding LLM-generated descriptions consistently boosts performance across all heads—for instance, LATTE [2] improves from 0.858 to 0.868 AUC on churn and from 0.894 to 0.901 on gender. Contrastive alignment proves essential, as all

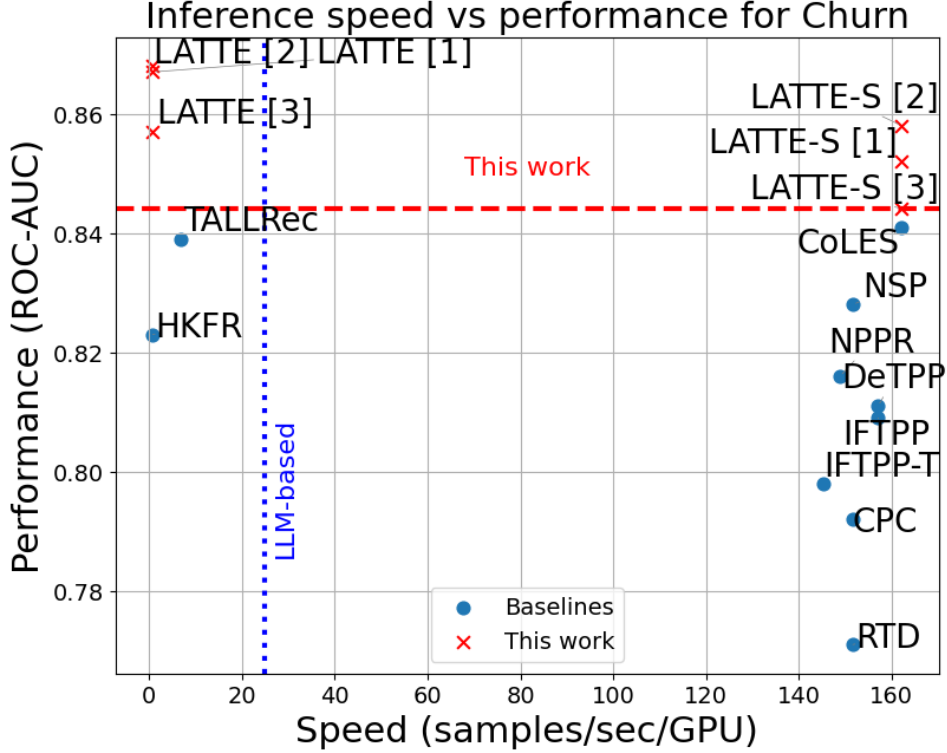


Figure 3: Figure of Merit comparing model performance in ROC-AUC and inference speed in samples per second per GPU on Churn dataset.

LATTE variants outperform CoLES + descriptions, which rely only on feature concatenation. **LATTE** [3] achieves the best results on age (0.678) and gender (0.902), highlighting the impact of regularization. These results show that language grounding via contrastive supervision outperforms simple fusion.

Language Model Choice for Description Generation. Table 3 evaluates how the choice of LLM for behavioral description generation affects downstream task performance. Across all contrastive heads, larger instruction-tuned models consistently yield stronger results. In particular, Qwen 3 32B outperforms smaller alternatives on churn prediction across all heads, achieving the best score of 0.862 AUC under **LATTE** [1]. Meanwhile, Gemma 3 27B provides competitive performance on age and gender classification, producing the top scores under both **LATTE** [2] (0.671 / 0.901) and **LATTE** [3] (0.678 / 0.902). In contrast, the smallest model, Gemma 3 4B, lags across all settings. These results emphasize that the generative capacity of the LLM is crucial for high-quality representation learning.

Text Embedding Model Selection. Table 4 investigates the impact of the frozen text encoder used to obtain z_i^{text} on downstream task performance, where the re-

Method	Churn (AUC)	Age Group (Acc)	Gender (AUC)
Descriptions	0.718 ± 0.004	0.552 ± 0.002	0.692 ± 0.006
CoLES + descriptions	0.853 ± 0.009	0.662 ± 0.005	0.895 ± 0.008
LATTE-S [1]	0.852 ± 0.005	0.657 ± 0.007	0.890 ± 0.008
LATTE [1]	0.867 ± 0.004	0.666 ± 0.005	0.900 ± 0.005
LATTE-S [2]	0.858 ± 0.007	0.662 ± 0.006	0.894 ± 0.009
LATTE [2]	0.868 ± 0.006	0.671 ± 0.005	0.901 ± 0.005
LATTE-S [3]	0.844 ± 0.005	0.663 ± 0.004	0.899 ± 0.001
LATTE [3]	0.857 ± 0.003	0.678 ± 0.003	0.902 ± 0.006

Table 2: Ablation: Impact of contrastive fine-tuning and modality concatenation on downstream task.

Contrastive Head	LLM Generator	Churn (AUC)	Age Group (Acc)	Gender (AUC)
LATTE [1]	Gemma 3 4B	0.849 ± 0.005	0.645 ± 0.006	0.888 ± 0.005
LATTE [1]	Gemma 3 27B	0.867 ± 0.004	0.666 ± 0.005	0.900 ± 0.005
LATTE [1]	Qwen 3 32B	0.859 ± 0.004	0.658 ± 0.005	0.896 ± 0.003
LATTE [2]	Gemma 3 4B	0.851 ± 0.005	0.652 ± 0.006	0.889 ± 0.002
LATTE [2]	Gemma 3 27B	0.868 ± 0.006	0.671 ± 0.005	0.901 ± 0.005
LATTE [2]	Qwen 3 32B	0.862 ± 0.001	0.667 ± 0.004	0.896 ± 0.000
LATTE [3]	Gemma 3 4B	0.849 ± 0.005	0.665 ± 0.006	0.890 ± 0.005
LATTE [3]	Gemma 3 27B	0.857 ± 0.003	0.678 ± 0.003	0.902 ± 0.006
LATTE [3]	Qwen 3 32B	0.862 ± 0.004	0.675 ± 0.002	0.895 ± 0.003

Table 3: Ablation: Effect of language model choice for generating behavioral descriptions.

sulting embeddings serve both for alignment and as a standalone source of world knowledge. We compare mE5-large-instruct [44] with two variants of Qwen3 [45]: a lightweight embedding model (0.6B) and a large one (8B). Across all contrastive heads, Qwen3-Embedding-8B consistently delivers the strongest results, outperforming mE5 by up to 1.0–1.3% on age and gender tasks and up to 0.7% on churn. Notably, under **LATTE** [3], it pushes age classification to 0.678 and gender AUC to 0.902, both state-of-the-art. Appendix B provides additional ablation comparing different description embedding strategies.

Input Format for Prompting. Table 5 compares two formats for prompting the LLM: raw serialized transaction sequences and structured behavioral summaries. Across all contrastive heads, using statistical summaries consistently outperforms raw serialization. For instance, in the **LATTE** [3] setup, statistical prompts improve churn ROC-AUC by 1.5% and gender AUC by 1.3%. Appendix B provides additional ablation of the textual description effect compared to raw statistical features.

5 Conclusion

We presented a novel method for contrastive representation learning from event sequences that leverages synthetically generated textual descriptions as a comple-

Contrastive Head	Text Encoder	Churn (AUC)	Age Group (Acc)	Gender (AUC)
LATTE [1]	mE5-large-instruct	0.860 ± 0.005	0.658 ± 0.008	0.895 ± 0.003
LATTE [1]	Qwen3-Embedding-0.6B	0.862 ± 0.004	0.660 ± 0.007	0.897 ± 0.003
LATTE [1]	Qwen3-Embedding-8B	0.867 ± 0.004	0.666 ± 0.005	0.900 ± 0.005
LATTE [2]	mE5-large-instruct	0.860 ± 0.007	0.664 ± 0.006	0.894 ± 0.004
LATTE [2]	Qwen3-Embedding-0.6B	0.863 ± 0.005	0.667 ± 0.005	0.896 ± 0.003
LATTE [2]	Qwen3-Embedding-8B	0.868 ± 0.006	0.671 ± 0.005	0.901 ± 0.005
LATTE [3]	mE5-large-instruct	0.850 ± 0.004	0.671 ± 0.003	0.897 ± 0.002
LATTE [3]	Qwen3-Embedding-0.6B	0.852 ± 0.006	0.673 ± 0.001	0.899 ± 0.002
LATTE [3]	Qwen3-Embedding-8B	0.857 ± 0.003	0.678 ± 0.003	0.902 ± 0.006

Table 4: Ablation: Impact of the text embedding model on downstream task performance.

Contrastive Head	Prompt Format	Churn (AUC)	Age Group (Acc)	Gender (AUC)
LATTE [1]	Raw serialization	0.854 ± 0.003	0.653 ± 0.007	0.887 ± 0.004
LATTE [1]	Stats	0.867 ± 0.004	0.666 ± 0.005	0.900 ± 0.005
LATTE [2]	Raw serialization	0.855 ± 0.005	0.656 ± 0.007	0.886 ± 0.005
LATTE [2]	Stats	0.868 ± 0.006	0.671 ± 0.005	0.901 ± 0.005
LATTE [3]	Raw serialization	0.842 ± 0.007	0.662 ± 0.005	0.889 ± 0.003
LATTE [3]	Stats	0.857 ± 0.003	0.678 ± 0.003	0.902 ± 0.006

Table 5: Ablation: Input format for prompting the LLM raw transaction serialization vs. summary statistics.

mentary modality. By aligning structured transaction data with natural language summaries produced by a frozen instruction-tuned LLM, the proposed approach introduces textual priors into the embedding space without requiring labeled data or LLM fine-tuning.

LATTE achieves state-of-the-art results across three key open-source banking tasks, with relative improvements of 6.1% in gender prediction, 3.0% in age group classification, and 2.0% in churn prediction compared to the baseline. The proposed **LATTE-S** is resource-efficient (4.4M parameters, up to 200 samples/sec speed), which is essential for industrial applications where behavioral logs are abundant but supervision is limited.

A particularly promising future direction is to explore richer forms of text-to-sequence alignment, where natural language summaries are more tightly coupled with the underlying event dynamics. This approach could yield embeddings that are not only effective for predictive tasks but also inherently interpretable, as they remain anchored in human-readable descriptions of user behavior.

Limitations

While our approach demonstrates strong empirical performance, it relies on the assumption that LLM-generated textual descriptions accurately reflect behavioral nuances present in structured sequences. Thus, the prompt design and generalization capacity of the frozen LLM limit the quality of supervision. Additionally, the text encoder is not updated during training, which may limit alignment fidelity in do-

mains with distributional shifts. Finally, although our method does not require labels or fine-tuning, it introduces moderate training overhead compared to lightweight contrastive learning methods due to reliance on LLM-based generation at scale.

References

- [1] Dmitrii Babaev, Nikita Ovsov, Ivan Kireev, Maria Ivanova, Gleb Gusev, Ivan Nazarov, and Alexander Tuzhilin. *CoLES: Contrastive Learning for Event Sequences with Self-Supervision*. In *Proceedings of the 2022 International Conference on Management of Data*, pages 1190–1199, 2022.
- [2] *Rosbank Churn Prediction Challenge*. <https://boosters.pro/championship/rosbank1/overview>, 2021. Accessed: 2025-07-04.
- [3] *Python and Analyze Data: Final Project (Gender)*. <https://www.kaggle.com/competitions/python-and-analyze-data-final-project>, 2021. Accessed: 2025-07-04.
- [4] *Sberbank Sirius Age Group Competition*. <https://ods.ai/competitions/sberbank-sirius-lesson>, 2021. Accessed: 2025-07-04.
- [5] Ting Chen, Simon Kornblith, Mohammad Norouzi, and Geoffrey Hinton. *A Simple Framework for Contrastive Learning of Visual Representations*. In *Proceedings of the 37th International Conference on Machine Learning (ICML 2020)*, Paper 149, 11 pages.
- [6] Alec Radford, Jong Wook Kim, Chris Hallacy, Aditya Ramesh, Gabriel Goh, Sandhini Agarwal, Girish Sastry, Amanda Askell, Pamela Mishkin, Jack Clark *et al.* *Learning Transferable Visual Models from Natural Language Supervision*. In *International Conference on Machine Learning*, pages 8748–8763, 2021.
- [7] Xiaohua Zhai, Basil Mustafa, Alexander Kolesnikov, and Lucas Beyer. *Sigmoid Loss for Language–Image Pre-training*. In *Proceedings of the IEEE/CVF International Conference on Computer Vision*, pages 11975–11986, 2023.
- [8] Nikita Severin, Aleksei Ziablitshev, Yulia Savelyeva, Valeriy Tashchilin, Ivan Bulychiev, Mikhail Yushkov, Artem Kushneruk, Amaliya Zaryvnykh, Dmitrii Kiselev, Andrey Savchenko, and Ilya Makarov. *LLM-KT: A Versatile Framework for Knowledge Transfer from Large Language Models to Collaborative Filtering*. *arXiv preprint arXiv:2411.00556*, 2024.
- [9] Chenxi Liu, Qianxiong Xu, Hao Miao, Sun Yang, Lingzheng Zhang, Cheng Long, Ziyue Li, and Rui Zhao. *TIMECMA: Towards LLM-Empowered Multivariate Time-Series Forecasting via Cross-Modality Alignment*. In *Proceedings of the AAAI Conference on Artificial Intelligence*, 39(18):18780–18788, 2025.

- [10] Shitong Dai, Jiongnan Liu, Zhicheng Dou, Haonan Wang, Lin Liu, Bo Long, and Ji-Rong Wen. *Contrastive Learning for User Sequence Representation in Personalized Product Search*. In *KDD '23: Proceedings of the 29th ACM SIGKDD Conference on Knowledge Discovery and Data Mining*, pages 380–389, 2023.
- [11] Trisha Das, Zifeng Wang, and Jimeng Sun. *TWIN: Personalized Clinical Trial Digital Twin Generation*. In *KDD '23: Proceedings of the 29th ACM SIGKDD Conference on Knowledge Discovery and Data Mining*, pages 402–413, 2023.
- [12] Zitao Liu, Qiongqiong Liu, Teng Guo, Jiahao Chen, Shuyan Huang, Xiangyu Zhao, Jiliang Tang, Weiqi Luo, and Jian Weng. *XES3G5M: A Knowledge Tracing Benchmark Dataset with Auxiliary Information*. In *Advances in Neural Information Processing Systems 36, Datasets and Benchmarks Track*, 2023.
- [13] Dzhambulat Mollaev, Alexander Kostin, Maria Postnova, Ivan Karpukhin, Ivan Kireev, Gleb Gusev, and Andrey Savchenko. *Multimodal Banking Dataset: Understanding Client Needs through Event Sequences*. *arXiv preprint arXiv:2409.17587*, 2025.
- [14] Jie Gui, Tuo Chen, Jing Zhang, Qiong Cao, Zhenan Sun, Hao Luo, and Dacheng Tao. *A Survey on Self-Supervised Learning: Algorithms, Applications, and Future Trends*. *IEEE Transactions on Pattern Analysis and Machine Intelligence*, 2024.
- [15] Irina Abdullaeva, Andrei Filatov, Mikhail Orlov, Ivan Karpukhin, Viacheslav Vasilev, Denis Dimitrov, Andrey Kuznetsov, Ivan Kireev, and Andrey Savchenko. *ESQA: Event Sequences Question Answering*. *arXiv preprint arXiv:2407.12833*, 2024.
- [16] Ming Jin, Shiyu Wang, Lintao Ma, Zhixuan Chu, James Y. Zhang, Xiaoming Shi, Pin-Yu Chen, Yuxuan Liang, Yuan-Fang Li, Shirui Pan *et al.* *Time-LLM: Time Series Forecasting by Reprogramming Large Language Models*. In *Proceedings of the 12th International Conference on Learning Representations (ICLR)*, 2024.
- [17] Chenxi Sun, Hongyan Li, Yaliang Li, and Shenda Hong. *TEST: Text Prototype-Aligned Embedding to Activate LLM’s Ability for Time Series*. In *Proceedings of the 12th International Conference on Learning Representations (ICLR)*, 2024.
- [18] Stefan Hegselmann, Alejandro Buendia, Hunter Lang, Monica Agrawal, Xiaoyi Jiang, and David Sontag. *TabLLM: Few-Shot Classification of Tabular Data with Large Language Models*. In *Proceedings of the International Conference on Artificial Intelligence and Statistics (AISTATS)*, pages 5549–5581, 2023.

- [19] Keqin Bao, Jizhi Zhang, Yang Zhang, Wenjie Wang, Fuli Feng, and Xiangnan He. *TallRec: An Effective and Efficient Tuning Framework to Align Large Language Models with Recommendation*. In *Proceedings of the 17th ACM Conference on Recommender Systems*, pages 1007–1014, 2023.
- [20] Zhi Zheng, Wen-Shuo Chao, Zhaopeng Qiu, Hengshu Zhu, and Hui Xiong. *Harnessing Large Language Models for Text-Rich Sequential Recommendation*. In *Proceedings of The Web Conference 2024*, 2024.
- [21] Bin Yin, Junjie Xie, Yu Qin, Zixiang Ding, Zhichao Feng, Xiang Li, and Wei Lin. *Heterogeneous Knowledge Fusion: A Novel Approach for Personalized Recommendation via LLM*. In *Proceedings of the 17th ACM Conference on Recommender Systems*, pages 599–601, 2023.
- [22] Piotr Skalski, David Sutton, Stuart Burrell, Iker Perez, and Jason Wong. *Towards a Foundation Purchasing Model: Pretrained Generative Autoregression on Transaction Sequences*. In *Proceedings of the 4th ACM International Conference on AI in Finance*, pages 141–149, 2023.
- [23] Aaron van den Oord, Yazhe Li, and Oriol Vinyals. *Representation Learning with Contrastive Predictive Coding*. *arXiv preprint arXiv:1807.03748*, 2018.
- [24] Kevin Clark, Minh-Thang Luong, Quoc V. Le, and Christopher D. Manning. *ELECTRA: Pre-Training Text Encoders as Discriminators Rather Than Generators*. In *International Conference on Learning Representations*, 2019.
- [25] Jacob Devlin, Ming-Wei Chang, Kenton Lee, and Kristina Toutanova. *BERT: Pre-training of Deep Bidirectional Transformers for Language Understanding*. In *Proceedings of NAACL-HLT 2019*, pages 4171–4186.
- [26] Igor Udovichenko, Egor Shvetsov, Denis Divitsky, Dmitry Osin, Ilya Trofimov, Ivan Sukharev, Anatoliy Glushenko, Dmitry Berestnev, and Evgeny Burnaev. *SeqNAS: Neural Architecture Search for Event Sequence Classification*. *IEEE Access*, 12:3898–3909, 2024.
- [27] Anton Yeshchenko and Jan Mendling. *A Survey of Approaches for Event Sequence Analysis and Visualization using the ESeVis Framework*. *arXiv preprint arXiv:2202.07941*, 2022.
- [28] Bojan Kolosnjaji, Apostolis Zarras, George Webster, and Claudia Eckert. *Deep Learning for Classification of Malware System Call Sequences*. In *AI 2016: Advances in Artificial Intelligence, 29th Australasian Joint Conference*, pages 137–149.
- [29] Gary M. Weiss and Haym Hirsh. *Learning to Predict Rare Events in Event Sequences*. In *Proceedings of KDD 1998*, pages 359–363.

- [30] Yi Guo, Shunan Guo, Zhuochen Jin, Smiti Kaul, David Gotz, and Nan Cao. *Survey on Visual Analysis of Event Sequence Data*. *arXiv preprint arXiv:2006.14291*, 2020.
- [31] Dmitrii Babaev, Maxim Savchenko, Alexander Tuzhilin, and Dmitrii Umerenkov. *ET-RNN: Applying Deep Learning to Credit Loan Applications*. In *Proceedings of the 25th ACM SIGKDD International Conference on Knowledge Discovery and Data Mining*, pages 2183–2190, 2019.
- [32] Qian Jiang, Changyou Chen, Han Zhao, Liquan Chen, Qing Ping, Son Dinh Tran, Yi Xu, Belinda Zeng, and Trishul Chilimbi. *Understanding and Constructing Latent Modality Structures in Multi-Modal Representation Learning*. In *Proceedings of the IEEE/CVF Conference on Computer Vision and Pattern Recognition*, pages 7661–7671, 2023.
- [33] Ivan Karpukhin and Andrey Savchenko. *DeTPP: Leveraging Object Detection for Robust Long-Horizon Event Prediction*. *arXiv preprint arXiv:2408.13131*, 2024.
- [34] Oleksandr Shchur, Marin Biloš, and Stephan Günnemann. *Intensity-Free Learning of Temporal Point Processes*. In *International Conference on Learning Representations*, 2020.
- [35] Simone Luetto, Fabrizio Garuti, Enver Sangineto, Lorenzo Forni, and Rita Cucchiara. *One Transformer for All Time Series: Representing and Training with Time-Dependent Heterogeneous Tabular Data*. *Machine Learning*, 114(6):1–27, 2025.
- [36] Yue Wang, Tianfan Fu, Yinlong Xu, Zihan Ma, Hongxia Xu, Bang Du, Yingzhou Lu, Honghao Gao, Jian Wu, and Jintai Chen. *TWIN-GPT: Digital Twins for Clinical Trials via Large Language Model*. *ACM Transactions on Multimedia Computing, Communications and Applications*, 2024.
- [37] Jiongnan Liu, Zhicheng Dou, Jian-Yun Nie, Zhenlin Chen, Guoyu Tang, Sulong Xu, and Ji-Rong Wen. *Enhancing Sequential Personalized Product Search with External Out-of-Sequence Knowledge*. *ACM Transactions on Information Systems*, 43(4):1–25, 2025.
- [38] Guolin Ke, Qi Meng, Thomas Finley, Taifeng Wang, Wei Chen, Weidong Ma, Qiwei Ye, and Tie-Yan Liu. *LightGBM: A Highly Efficient Gradient Boosting Decision Tree*. *Advances in Neural Information Processing Systems* 30, 2017.
- [39] Gemma Team, Aishwarya Kamath, Johan Ferret, Shreya Pathak, Nino Vieillard *et al.* *Gemma 3 Technical Report*. *arXiv preprint arXiv:2503.19786*, 2025.

- [40] Yanzhao Zhang, Mingxin Li, Dingkun Long, Xin Zhang, Huan Lin, Baosong Yang *et al.* *Qwen3 Embedding: Advancing Text Embedding and Reranking Through Foundation Models*. *arXiv preprint arXiv:2506.05176*, 2025.
- [41] Dmitry Osin, Igor Udovichenko, Viktor Moskvoretskii, Egor Shvetsov, and Evgeny Burnaev. *EBES: Easy Benchmarking for Event Sequences*. *arXiv preprint arXiv:2410.03399*, 2025.
- [42] Niklas Muennighoff, Su Hongjin, Liang Wang, Nan Yang, Furu Wei, Tao Yu, Amanpreet Singh, and Douwe Kiela. *Generative Representational Instruction Tuning*. In *ICLR 2024 Workshop: How Far Are We From AGI*, 2024.
- [43] Yucheng Ruan, Xiang Lan, Jingying Ma, Yizhi Dong, Kai He, and Mengling Feng. *Language Modeling on Tabular Data: A Survey of Foundations, Techniques and Evolution*. *arXiv preprint arXiv:2408.10548*, 2024.
- [44] Liang Wang, Nan Yang, Xiaolong Huang, Linjun Yang, Rangan Majumder, and Furu Wei. *Multilingual E5 Text Embeddings: A Technical Report*. *arXiv preprint arXiv:2402.05672*, 2024.
- [45] An Yang, Anfeng Li, Baosong Yang, Beichen Zhang, Binyuan Hui, Bo Zheng *et al.* *Qwen3 Technical Report*. *arXiv preprint arXiv:2505.09388*, 2025.
- [46] Parishad BehnamGhader, Vaibhav Adlakha, Marius Mosbach, Dzmitry Bahdanau, Nicolas Chapados, and Siva Reddy. *LLM2Vec: Large Language Models Are Secretly Powerful Text Encoders*. In *First Conference on Language Modeling*, 2024.
- [47] Hugo Touvron *et al.* *The LLaMA 3 Herd of Models*. *arXiv preprint arXiv:2407.21783*, 2024.
- [48] Zhengxiao Du, Yujie Qian, Xiao Liu, Ming Ding, Jiezhong Qiu, Zhilin Yang, and Jie Tang. *GLM: General Language Model Pretraining with Autoregressive Blank Infilling*. In *Proceedings of ACL 2022 (long papers)*, pages 320–335.
- [49] Hugo Touvron, Thibaut Lavril, Gautier Izacard, Xavier Martinet, Marie-Anne Lachaux *et al.* *LLaMA: Open and Efficient Foundation Language Models*. *arXiv preprint arXiv:2302.13971*, 2023.

A Experimental Details

For all experiments, natural language descriptions were generated using the instruction-tuned Gemma-3-27B-Instruct [39] model. To encode the resulting behavioral descriptions into fixed-length vectors, we employed the Qwen3-Embedding-8B [40] model, a multilingual encoder optimized for semantic retrieval. The transaction encoder was instantiated as a GRU-based model trained under the CoLES self-supervised framework, serving as the base sequence encoder across all contrastive alignment heads. Both training and inference for the full pipeline, including LLM prompting, embedding computation, and contrastive alignment, were performed on a single NVIDIA Tesla A100 80GB GPU.

B Additional Experiments

Contrastive Head	Auxiliary Modality	Churn (AUC)	Age Group (Acc)	Gender (AUC)
LATTE [1]	Stats (MLP-1L)	0.846 ± 0.006	0.647 ± 0.006	0.886 ± 0.004
LATTE [1]	Stats (MLP-2L)	0.847 ± 0.005	0.645 ± 0.007	0.887 ± 0.003
LATTE [1]	LLM text	0.867 ± 0.004	0.666 ± 0.005	0.900 ± 0.005
LATTE [2]	Stats (MLP-1L)	0.848 ± 0.005	0.651 ± 0.006	0.883 ± 0.005
LATTE [2]	Stats (MLP-2L)	0.851 ± 0.003	0.653 ± 0.005	0.884 ± 0.004
LATTE [2]	LLM text	0.868 ± 0.006	0.671 ± 0.005	0.901 ± 0.005
LATTE [3]	Stats (MLP-1L)	0.842 ± 0.007	0.657 ± 0.004	0.886 ± 0.003
LATTE [3]	Stats (MLP-2L)	0.843 ± 0.005	0.656 ± 0.003	0.887 ± 0.003
LATTE [3]	LLM text	0.857 ± 0.003	0.678 ± 0.003	0.902 ± 0.006

Table 6: Ablation: Effect of auxiliary modality used for alignment — handcrafted stats vs. LLM-generated text. **Bold** indicates best; underline second-best per group. **Text Embedding vs. Stats Embedding** Table 6 compares two auxiliary supervision targets: raw statistical feature vectors (projected through MLPs) versus LLM-generated natural language descriptions. Text-based supervision leads to stronger downstream performance across all tasks for every contrastive head. The advantage is especially pronounced under LATTE [3], where LLM-based supervision improves age classification accuracy to 0.678 and gender AUC to 0.902 (the highest overall). Even the best-performing 2-layer MLP projections underperform by 1–2% in most settings. These results confirm that natural language descriptions offer more informative targets than handcrafted statistics for guiding sequence representation learning.

Impact of Text Embedding Extraction Strategy. We compare two strategies for obtaining text embeddings from behavioral descriptions. In our default setup, we use a frozen sentence encoder (Qwen3-Embedding-8B) to compute embeddings, separating the generation and encoding processes. As an alternative, we extract the embedding directly from the generator LLM (Gemma-3-27B) by mean-pooling hidden states. Following recent work suggesting that mean pooling over all token embeddings outperforms using the EOS token [46, 42], we average hidden states

Contrastive Head	Method	Churn (AUC)	Age Group (Acc)	Gender (AUC)
LATTE [1]	LLM encoder (ours)	0.867 ± 0.004	0.666 ± 0.005	0.900 ± 0.005
LATTE [1]	MeanPool (generator)	0.859 ± 0.006	0.659 ± 0.003	0.893 ± 0.001
LATTE [2]	LLM encoder (ours)	0.868 ± 0.006	0.671 ± 0.005	0.901 ± 0.005
LATTE [2]	MeanPool (generator)	0.862 ± 0.005	0.666 ± 0.002	0.894 ± 0.003
LATTE [3]	LLM encoder (ours)	0.857 ± 0.003	0.678 ± 0.003	0.902 ± 0.006
LATTE [3]	MeanPool (generator)	0.851 ± 0.007	0.671 ± 0.004	0.894 ± 0.002

Table 7: Ablation: Comparing description embeddings obtained from a dedicated sentence encoder (ours) vs. directly from the generator LLM.

over the final $k = 8$ transformer layers. For instance, employing a dedicated LLM encoder yields up to a 0.8% improvement in both gender and churn AUC over direct pooling from the generator.

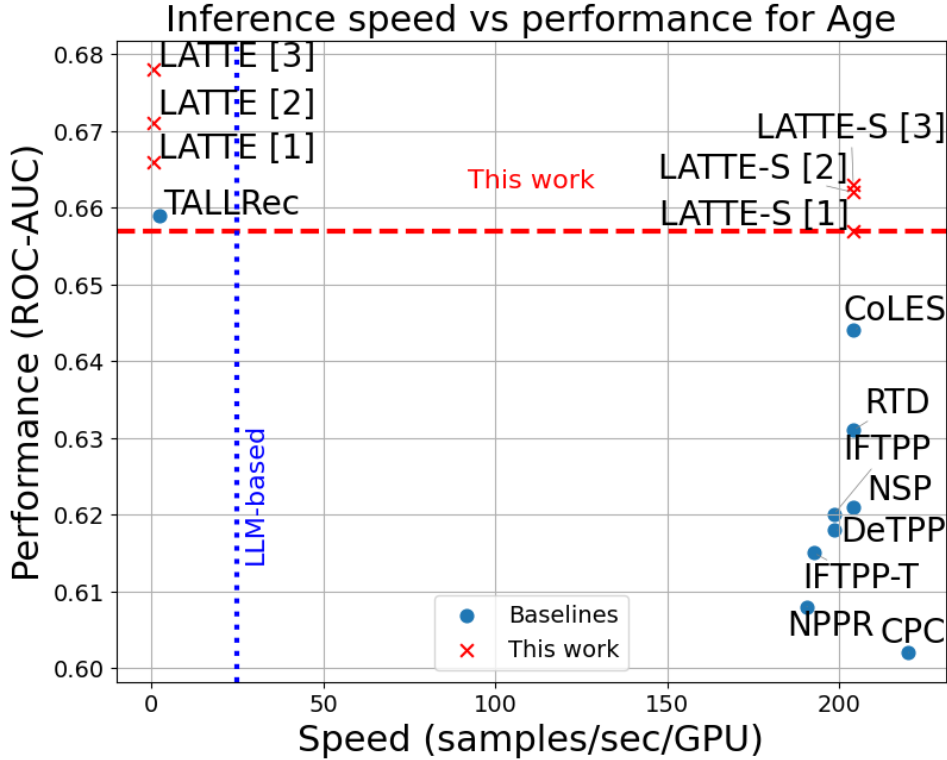


Figure 4: Figure of Merit comparison of model performance in ROC-AUC and inference speed in samples per second per GPU on Age dataset.

Runtime Analysis Figure 4 presents results for the Age prediction task. We observe trends consistent with those in the Churn dataset (Figure 3): generative models attain the highest accuracy (up to 0.678) but exhibit limited inference throughput. In contrast, lightweight LATTE-S variants achieve a favorable trade-off, maintaining competitive performance (0.66 ROC-AUC) while delivering significantly higher

inference speeds, exceeding 200 samples per second.

C Text Generation Protocol

We generate natural language descriptions from statistical user summaries by prompting an instruction-tuned LLM. Table 8 illustrates the full prompt used for behavioral description generation, while Table 9 provides an example output produced by the model.

System: *You are an expert in financial transaction analysis. Your task is to generate clear, structured, and concise descriptions of user financial behavior based on given transaction data. Use data-driven insights and avoid speculation.*

Guidelines:

- Do **not** include phrases like “Here’s a financial behavior description for User X”
- Start **directly** with behavioral insights
- Interpret numbers into **patterns** (e.g., burst spending, routine payments)
- Highlight **spending habits, risk factors, financial consistency**
- Avoid unsupported assumptions; maintain clarity and conciseness

User: Below is a summary of a user’s transaction history:

- Number of transactions: 226
- Active transaction period: 444 days
- Avg transactions per day: 0.51
- Avg transaction interval: 1.97 days
- Top MCCs: Supermarkets, cash withdrawals, telecommunications
- Share of transactions in Top 1 MCC: 0.04
- Avg amount for Top 1 MCC: 2770.47 RUB
- Avg amount for Top 2 MCC: 45969.41 RUB
- Avg amount for Top 3 MCC: 8139.52 RUB
- Share of days with transactions: 0.36
- Total income: 2,706,553.10 RUB
- Total expenses: 3,956,007.97 RUB
- Avg outgoing amount: 17,981.85 RUB
- Avg incoming amount: 451,092.18 RUB

Instructions:

- Analyze behavioral patterns
- Identify transaction regularity and category reliance
- Assess potential risk factors and financial planning traits
- Write in a structured and engaging way while staying factual

Table 8: Prompt template for behavioral description generation

Output:

This user demonstrates a **low-frequency, high-variance spending pattern** over a substantial period (444 days). Transactions occur on approximately 36% of days, averaging one every two days, indicating infrequent but potentially substantial financial activity.

Spending is heavily weighted towards **cash withdrawals from financial institutions** (4% of transactions, average 45969.41 RUB), suggesting a preference for cash-based expenses or large withdrawals for specific purposes. Significant spending also occurs at **grocery stores/supermarkets** (average 8139.52 RUB), representing a consistent, though smaller, portion of overall expenditure. A smaller number of transactions are related to **phone services** (average 2770.47 RUB).

Expenses significantly exceed income (3,956,007.97 RUB vs. 2,706,553.10 RUB), implying reliance on savings, credit, or other income sources not captured in this data. The high average outgoing transaction amount (17,981.85 RUB) coupled with a large average incoming amount (451,092.18 RUB) suggests **irregular but substantial income events** are occurring, potentially offsetting consistent over-spending.

The combination of infrequent transactions, high cash withdrawals, and a substantial expense-to-income imbalance points to **potentially inconsistent financial management**. While not indicative of reckless spending, the reliance on infrequent income and high cash usage warrants further investigation to determine financial stability and potential risk factors. There's a lack of diversification in spending, with the top three MCCs dominating activity.

Table 9: Example output generated from the LLM